

Annex A (Normative) - EUT Test Setup Photographs


1.1 Below 1 GHz Front View




1.2 Below 1 GHz Rear View



1.3 1-18 GHz at 1 Meter Front View




1.4 1-18 GHz at 1 Meter Rear View



1.5 18-26.5 GHz at 1 Meter Front View



1.6 18-26.5 GHz at 1 Meter Rear View



1.7 AC Line Test Setup

