

# **Test setup photos of EUT**

## 1. Orthogonal plane of EUT

- The testing was set in the three orthogonal planes and measured for each position (X, Y, Z).

### X-axis




### Y-axis






## 2. Photos of Radiated Spurious Emission Test (Below 1 GHz)




**Model name: RAVE2-25-AWT1**



### 3. Photo of Radiated Spurious Emission Test (Above 1 GHz)



### 4. Photo of Conducted Test



Model name: RAVE2-25-AWT1