




Test Report No:
24B0110R-RFUSV17S-A

RF EXPOSURE EVALUATION DECLARATION

Product Name	ViuRC5-N Receiver
Brand Name	Viulinx
Model No.	RS101G
FCC ID	2AQVB-RS101A-N
Applicant's Name / Address	Taisync Technology Inc. 2051 Junction Avenue, Suite 115 , San Jose,CA 95131,USA
Manufacturer's Name	Taisync Technology Inc.
Test Method Requested, Standard	FCC CFR Title 47 Part 2.1091 Radiofrequency radiation exposure evaluation: mobile devices.
Verdict Summary	IN COMPLIANCE
Documented by April Chen	
Tested by Bill Lin	
Approved By Alan Chen	
Date of Receipt	2024/11/04
Date of Issue	2025/02/18
Report Version	V1.0

INDEX

	page
Competences and Guarantees.....	3
General Conditions.....	3
Revision History.....	4
1. General Information.....	5
1.1. EUT Description	5
1.2. Testing Location Information	5
2. RF Exposure Evaluation.....	6
2.1. Test Limit	6
2.2. Test Result of RF Exposure Evaluation.....	7

Competences and Guarantees

DEKRA is a testing laboratory competent to carry out the tests described in this report.

In order to assure the traceability to other national and international laboratories, DEKRA has a calibration and maintenance program for its measurement equipment.

DEKRA guarantees the reliability of the data presented in this report, which is the result of the measurements and the tests performed to the item under test on the date and under the conditions stated in the report and it is based on the knowledge and technical facilities available at DEKRA at the time of performance of the test.

DEKRA is liable to the client for the maintenance of the confidentiality of all information related to the item under test and the results of the test.

The results presented in this Test Report apply only to the particular item under test established in this document.

IMPORTANT: No parts of this report may be reproduced or quoted out of context, in any form or by any means, except in full, without the previous written permission of DEKRA.

General Conditions

1. The test results relate only to the samples tested.
2. The test results shown in the test report are traceable to the national/international standard through the calibration report of the equipment and evaluated measurement uncertainty herein.
3. This report must not be used to claim product endorsement by TAF or any agency of the government.
4. The test report shall not be reproduced without the written approval of DEKRA Testing and Certification Co., Ltd.
5. Measurement uncertainties evaluated for each testing system and associated connections are given here to provide the system information for reference. Compliance determinations do not take into account measurement uncertainties for each testing system, but are based on the results of the compliance measurement.

Revision History

Version	Description	Issued Date
V1.0	Initial issue of report	2025/02/18

1. General Information

1.1. EUT Description

Product Name	ViuRC5 Receiver
Brand Name	Viulinx
Model No.	RS101G

Note: For more detailed information, please refer to Report No. 24B0110R-RFUSV01S-A and 24B0110R-RFUSV03S-A.

1.2. Testing Location Information

USA	FCC Designation Number: TW0033
Canada	CAB Identifier Number: TW3023 / Company Number: 26930

Site Description	Accredited by TAF
	Accredited Number: 3023

Test Laboratory	DEKRA Testing and Certification Co., Ltd.
	Linkou Laboratory
Address	No. 5-22, Ruishukeng Linkou District, New Taipei City, 24451, Taiwan, R.O.C.
Performed Location	No. 26, Huaya 1st Rd., Guishan Dist., Taoyuan City 333411, Taiwan, R.O.C.
Phone Number	+886-3-275-7255
Fax Number	+886-3-327-8031

2. RF Exposure Evaluation

2.1. Test Limit

(A) Test Limit for Occupational / Controlled Exposure

Frequency Range (MHz)	Electric Field Strength (E) (V/m)	Magnetic Field Strength (H) (A/m)	Power Density (S) (mW/ cm ²)	Averaging Time E ² , H ² or S (minutes)
0.3-3.0	614	1.63	*(100)	<6
3.0-30	1842/f	4.89/f	*(900/f ²)	<6
30-300	61.4	0.163	1.0	<6
300-1500	-	-	f/300	<6
1500-100,000	-	-	5	<6

(B) Test Limit for General Population / Uncontrolled Exposure

Frequency Range (MHz)	Electric Field Strength (E) (V/m)	Magnetic Field Strength (H) (A/m)	Power Density (S) (mW/ cm ²)	Averaging Time E ² , H ² or S (minutes)
0.3-1.34	614	1.63	*(100)	<30
1.34-30	824/f	2.19/f	*(180/f ²)	<30
30-300	27.5	0.073	0.2	<30
300-1500	-	-	f/1500	<30
1500-100,000	-	-	1.0	<30

Note: f = frequency in MHz; *Plane-wave equivalent power density

Power Density (S) is calculated by the following formula:

$$S = (P \cdot G) / 4\pi R^2$$

where:

S = power density (in appropriate units, e.g. mW/ cm²)

P = power input to the antenna (in appropriate units, e.g., mW)

G = power gain of the antenna in the direction of interest relative to an isotropic radiator

π = 3.1416

R = distance to the center of radiation of the antenna (appropriate units, e.g., cm)

2.2. Test Result of RF Exposure Evaluation

Band	Conducted Output Power (dBm)	Antenna Gain (dBi)	E.I.R.P (dBm)	E.I.R.P (mW)	Power Density at R = 20 cm (mW/cm ²)	Limit (mW/cm ²)
2.4 GHz	25.85	5.02	30.870	1221.800	0.243	1.000
5 GHz	23.85	4.93	28.780	755.092	0.150	1.000

Note: The conducted output power refers to the data in Report No. 24B0110R-RFUSV01S-A and 24B0110R-RFUSV03S-A from DEKRA.