


FOR  
BEGINNER








## LEVEL 1.

You can make anything with Magformers!  
While expressing anything in their  
imagination with Magformers, children  
can develop curiosity about objects.




\* The images of models in this guidebook are for illustration purposes. The actual composition and color may vary.

MAGFORMERS


## Larva

How to make

1



2



Composition



x 7



x 18


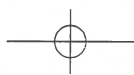
3



4








Camera

1




2




How to make

3




4



Composition

2 X 


18 X 






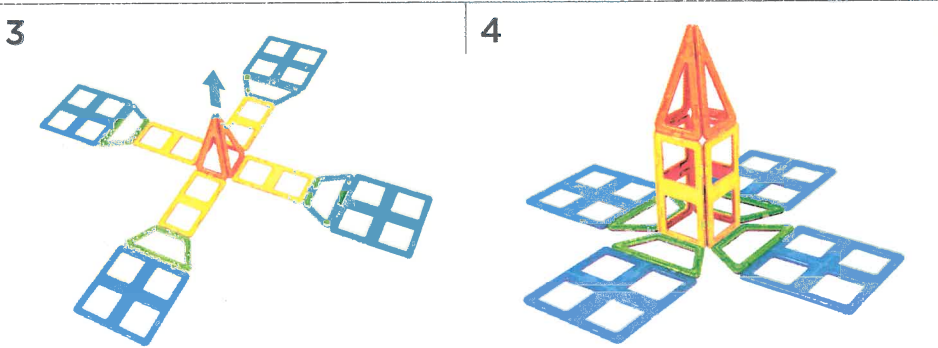
# Building

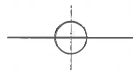
## How to make



## Composition

- X 4
- X 4
- X 4
- X 4






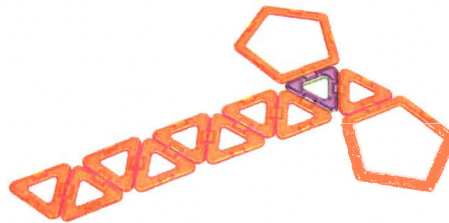
Brain Evolution Set

Apple

1




2




How to make

3




4



Composition

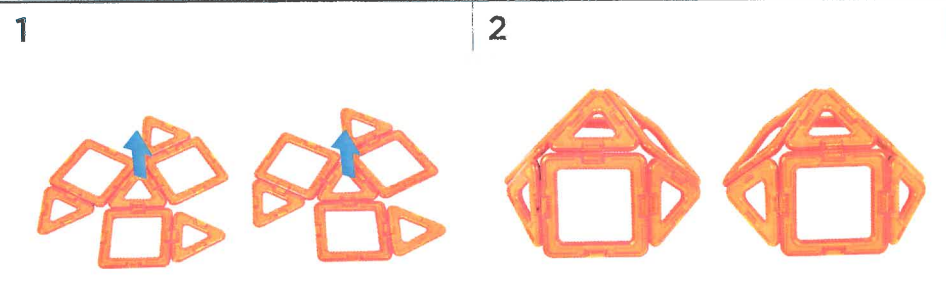
- 10 X
- 1 X
- 2 X







# Orange

## How to make

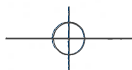


## Composition

- X 8
- X 6
- X 1







Brain Evolution Set

## Car

1



2



How to make

3



4



Composition

14 X 

1 X 

1 X 

2 X 




MAGFORMERS


## Squirrel

How to make

1




2




Composition


3

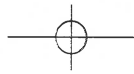


4



-  X 8
-  X 3
-  X 2
-  X 1
-  X 2
-  X 4
-  X 8
-  X 3






Brain Evolution Set

## Helicopter

1



2



How to make

3



4



Composition

14 X 

7 X 






MAGFORMERS


## Candy

### How to make

1



2



### Composition

 X 6


 X 7

 X 6



 X 4

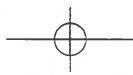
 X 1

3



4







Brain Evolution Set

## Cake

1




2




How to make

3



4



Composition

- 4 X 
- 4 X 
- 4 X 
- 8 X 
- 4 X 
- 4 X 



# Create simple models with Magformers.

## LEVEL 1

### Penguin



#### Composition

△ X 8    □ X 18


### Castle



#### Composition

△ X 12    □ X 12


### Rabbit



#### Composition

△ X 10    □ X 11

### Dinosaur



#### Composition

△ X 7    □ X 10    ▽ X 3    ▢ X 4  
 ▤ X 2    □ X 1    ▥ X 2





Brain Evolution Set

## Train



### Composition

△ X 4   □ X 4   ▢ X 2   ▤ X 4  
▥ X 2   ▦ X 2

## Diamond



### Composition

△ X 12   □ X 1   ▤ X 8   ▥ X 1


## Dog



### Composition


△ X 12   □ X 10

## Heart




### Composition


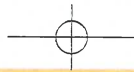
□ X 12   □ X 4   ▤ X 8



FOR  
INTERMED








# DIATE

## LEVEL 2.

Develop three-dimensional thinking with Magformers! Children can improve shape recognition as well as spatial perception while observing the process of changing from 2D to 3D.




\* The images of models in this guidebook are for illustration purposes. The actual composition and color may vary.




# Lion

## How to make

1

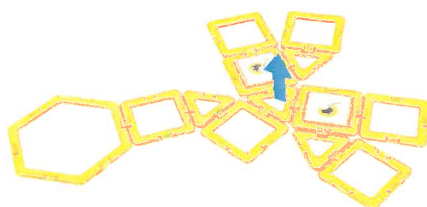


2




## Composition


3

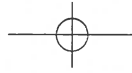


4



-  X 15
-  X 19
-  X 3
-  X 1
-  X 4
-  X 2
-  X 2

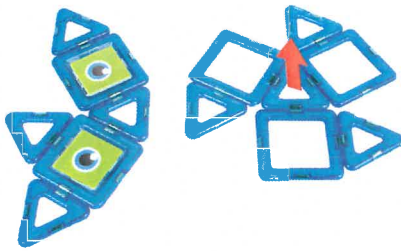





Brain Evolution Set

## Elephant

1



2




How to make

3




4



Composition

- 9 X
- 19 X
- 4 X
- 3 X
- 2 X
- 1 X
- 2 X
- 2 X




MAGFORMERS


# Plane

How to make

1



2



Composition


3



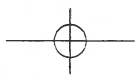
4



-  X 4
-  X 7
-  X 4
-  X 3
-  X 1
-  X 2
-  X 4
-  X 2
-  X 1
-  X 1
-  X 1








Brain Evolution Set

## UFO

1




2



How to make

3




4



Composition

- 8 X
- 8 X
- 4 X
- 4 X
- 4 X
- 4 X
- 2 X
- 1 X




MAGFORMERS

# Fighter Aircraft

## How to make

1




2




## Composition

3



4



-  X 6
-  X 5
-  X 6
-  X 4
-  X 2
-  X 4
-  X 1
-  X 4
-  X 1

