

Radiated Spurious Emissions Test Setup



Figure 1: Radiated Spurious Emissions Test Setup, 30MHz-1000MHz - Setup Front View




Figure 2: Radiated Spurious Emissions Test Setup, 30MHz-1000MHz - Setup Rear View



Figure 3: Radiated Spurious Emissions Test Setup, 30MHz-1000MHz - Setup Antenna View




Figure 4: Radiated Spurious Emissions Test Setup, 1GHz-18GHz - Setup Front View




Figure 5: Radiated Spurious Emissions Test Setup, 1GHz-18GHz - Setup Rear View




Figure 6: Radiated Spurious Emissions Test Setup, 1GHz-18GHz - Setup Antenna View




Figure 7: Radiated Spurious Emissions Test Setup, 18GHz-25GHz - Setup Front View




Figure 8: Radiated Spurious Emissions Test Setup, 18GHz-25GHz - Setup Rear View




Figure 9: Radiated Spurious Emissions Test Setup, 18GHz-25GHz - Setup Antenna View