版本	变更描述	变更日期	平面
A01	初始发行	2023.09.14	陈雨霜

裁切线　辅助线
压痕线　牙　刀
V 槽 线　画　线
半穿刀

■外表面视图　□内表面视图

UGREEN

Bluetooth Adapter

Model: CM748 | P/N: 35058

Preface

Thank you for purchasing UGREEN products. For optimum operation, please read this manual carefully before use.

Package Contents

1×Bluetooth Adapter　1×User Manual　1×Quick Start Guide

Product Overview

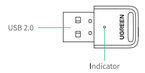

Disable Built-in Bluetooth Before Use

Please check if there is built-in Bluetooth in your computer before plugging into the adapter.

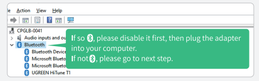

❶ Please check if there is built-in Bluetooth in your computer before plugging into the adapter.

Press the "Windows"+ "X" to select "Device Manager" from the menu that appears. Check if there is a "Bluetooth" icon in the "Device Manager"
Tip: You can also right-click "This PC" > "Manage" > "Device Manager"

❷ Double-click the Bluetooth icon, then right-click on "Intel(R) Wireless Bluetooth" and select "Disable device".Default Bluetooth: Generic Bluetooth Radio, Intel(R) Wireless Bluetooth (R).

❸ Click on "Yes" to disable the built-in Bluetooth.

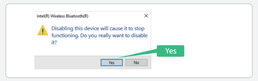

Windows 8.1/10/11 (Plug and play)

❶ Plug the adapter into a computer connected to the Internet.
Note: DO NOT plug the adapter into your computer before disabling the built-in Bluetooth.

❷ Right-click the ❶ in the task bar and choosing "Add a Bluetooth Device" or select "Start" > "Settings" > "Devices" .Please ensure to turn on your device's Bluetooth.

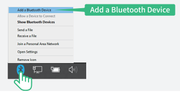

❸ Select your Bluetooth device from the list and follow the wizard to complete pairing.

Troubleshooting

1. Why is the Bluetooth function not working and computer shows "❶" or "Error Code 31"?

The built-in Bluetooth in your computer is not disabled, causing the adapter cannot enable the driver, please disable it:

① Remove the adapter, then go to "Device Manager" > double-click the Bluetooth icon > right-click "Intel(R) Wireless Bluetooth > select "Disable device" > click "Yes".
② Replug the adapter.

Note
Default Bluetooth: Generic Bluetooth Radio, Intel(R) Wireless Bluetooth (R).

2. What should I do if the Bluetooth icon doesn't appear?

①For Windows 7, please install the driver based on the steps above and restart the computer.
②Ensure there are no other Bluetooth devices installed on the computer. If there are, disable all existing Bluetooth devices in "Device Manager", then insert the adapter and try again.
③Sometime the Bluetooth icon may be hidden: select "Start " > "Settings" > "Devices" > Click "More Bluetooth Options" > "Options" > Check "Show the Bluetooth icon in the notification area".

3. Why can't I find my Bluetooth device?

①Please make sure that your device supports Bluetooth.
②Please ensure your Bluetooth device is in pairing mode.
③Keep your Bluetooth device around/near the adapter at a range of 20m/66ft.
④Please replug the adapter.

4. Can the adapter connect to multiple devices at a time?

The adapter can connect up to 5 Bluetooth devices, such as headphones/speakers, keyboards, mice, game controllers, and phones. However, if two Bluetooth audio output devices (like headphones/speakers) connect to the adapter, only one will work.

Notes

- Do not throw or drop the product or subject it to strong physical shock.
- Do not dismantle or fix the product by yourself, please contact UGREEN after-sales service if necessary.
- When not in use for a long time, please carefully store the product to avoid dust and humidity.
- Please keep out of reach of children and pets.

Specifications

- Model: CM748
- Bluetooth Version: 5.4
- Frequency Range: 2400MHz-2483.5MHz
- Max. RF Output Power: 4dBm (conducted)
- Bluetooth Profile: A2DP/HSP/AVRCP/HID/HOGP/PAN/GAP/OPP
- Transmission Distance: 20m/66ft Max (no blocking)
- Compatible Systems: Windows 7/ 8.1/10/11

* The data are measured by UGREEN lab but may vary based on specific circumstances.

FCC Statement

This device complies with part 15 of the FCC Rules. Operation is subject to the following two conditions: (1) This device may not cause harmful interference, and (2) this device must accept any interference received, including interference that may cause undesired operation. Warning: Changes or modifications not expressly approved by the party responsible for compliance could void the user's authority to operate the equipment.

FCC Radiation Exposure Statement
This equipment complies with FCC radiation exposure limits set forth for an uncontrolled environment.This transmitter must not be co-located or operating in conjunction with any other antenna or transmitter.

FCC NOTE: This equipment has been tested and found to comply with the limits for a Class B digital device, pursuant to part 15 of the FCC Rules. These limits are designed to provide reasonable protection against harmful interference in a residential installation. This equipment generates, uses and can radiate radio frequency energy and, if not installed and used in accordance with the instructions, may cause harmful interference to radio communications. However, there is no guarantee that interference will not occur in a particular installation. If this equipment does cause harmful interference to radio or television reception,
which can be determined by turning the equipment off and on, the user is encouraged to try to correct the interference by one or more of the following measures:
—Reorient or relocate the receiving antenna.
—Increase the separation between the equipment and receiver.
—Connect the equipment into an outlet on a circuit different from that to which the receiver is connected.
—Consult the dealer or an experienced radio/TV technician for help.

The device has been evaluated to meet general RF exposure requirement. The devicecan be used in portable exposure condition without restriction.

IC Statement

EN
This device complies with Industry Canada licence-exempt RSS standard(s). Operation is subject to the following two conditions:
(1) this device may not cause interference ;
(2) this device must accept any interference, including interference that may cause undesired operation of the device.

FR
Le présent appareil est conforme aux CNR d'Industrie Canada applicables aux appareils radio exempts de licence. L'exploitation est autorisée aux deux conditions suivantes :
(1) l'appareil ne doit pas produire de brouillage ;
(2) l'utilisateur de l'appareil doit accepter tout brouillage radioélectrique subi, même si le brouillage est susceptible d'en compromettre le fonctionnement.

CAN ICES-003(B) / NMB-003(B)

L'appareil a été évalué pour répondre aux exigences générales d'exposition aux RF. L'appareil peut être utilisé dans des conditions d'exposition portable sans restriction.

Important WEEE Information

This symbol on the product(s) and / or accompanying documents indicates that, under the new Directive 2012/19/EU on waste electrical and electronic equipment (WEEE), product(s) used electrical and electronic equipment (WEEE) should not be mixed with general household waste. For proper treatment, recovery and recycling, please take this product(s) to designated collection points where it will be accepted free of charge.

Disposing of this product correctly will help save valuable resources and prevent any potential negative effects on human health and the environment, which could otherwise arise from inappropriate waste handling.
Please contact your local authority for further details of your nearest designated collection point.
Penalties may be applicable for incorrect disposal of this waste, in accordance with your national legislation.
For professional users in the European Union
If you wish to discard electrical and electronic equipment (EEE), please contact your dealer or supplier for further information.
For disposal in countries outside of the European Union
This symbol is only valid in the European Union (EU). If you wish to discard this product please contact your local authorities or dealer and ask for the correct method of disposal.

GB Declaration of Conformity

Hereby, Ugreen Group Limited declares that the product is in compliance with Directive UK Radio Equipment Regulations(SI 2017 No.1206);& The Restriction of the Use of Certain Hazardous Substances in Electrical and Electronic Equipment Regulations 2012 (SI 2012 No.3032). Learn more about the GB Declaration of Conformity is available at the following internet address: https://www.ugreen.com/download/

Ugreen Group Limited
Add: Ugreen Building, Longcheng Industrial Park, Longguanxi Road, Longhua, Shenzhen, China
UK REP: Acumen International Business Consultancy Limited
Add: 94 Ock Street, Abingdon, OX14 5DH, UK

EU Declaration of Conformity

Hereby, Ugreen Group Limited declares that the product is in compliance with Directive 2014/53/EU & 2011/65/EU. Learn more about the EU Declaration of Conformity is available at the following internet address: https://www.ugreen.com/download/

Ugreen Group Limited
Add: Ugreen Building, Longcheng Industrial Park, Longguanxi Road, Longhua, Shenzhen, China
EU REP: Ugreen Group GmbH
Add: Mannheimer Str. 13, 30880 Laatzen, Germany

Warranty Information

A limited 2-year warranty applies to all UGREEN products purchased from UGREEN official store or authorized sellers. Please feel free to contact us if you run into any problems.

Manuale utente
PAP 22
Raccolta carta

备注:
1. 材质：80g哑粉纸
2. 表面处理：NA
3. 印刷颜色：4C
4. 成型尺寸：78X78mm
5. 展开尺寸：468x78mm
6. 尺寸公差：±1 mm
7. 印刷偏位：<=0.5 mm
8. 套印偏位：<=0.35 mm
9. 所有成品及辅料符合欧盟包装指令94/62/EC，美国TPCH，欧盟REACH
10. 印刷油墨（成品）矿物油含量需满足MOSH(C16-C35)小于0.1%；MOAH（1-7芳香环）小于0.1%；MOAH（3-7芳香环）小于0.0001%。

SELECT			V							SCALE 1:1
Dim \ TOL.	A	B	C	EPS	EPE	EPP	BAG	CTN	LABEL	
0~6	0.05	0.05	0.10						0.20	
6~30	0.10	0.15	0.20	0.50	0.50	0.50	3.00		0.20	SHEET 1/1
30~120	0.15	0.20	0.30	0.50	0.50	0.50	5.00	1.00	0.25	
120~300	0.20	0.30	0.40	1.00	1.00	1.00	10.00	1.00	0.30	UNIT mm
300~450	0.25	0.40	0.50	2.00	2.00	2.00	15.00	2.00	0.50	
450~600	0.30	0.50	0.60	3.00	3.00	3.00	20.00	3.00	0.80	
DRAFT TOLERANCE			± 0.20°		CRITICAL DIM. MARK				*	

UGREEN 绿联 深圳市绿联科技股份有限公司

物料名称: 说明书

产品名称	项目工程师	核准
蓝牙适配器	张佳丽	刘洁红