

muze

# CLUTCH

Wireless Bluetooth speaker

BC



2 Hour  
Playtime



Media  
Controls

# IMPORTANT SAFETY PRECAUTIONS

When using your **Wireless Bluetooth speaker**, basic safety precautions should always be followed, including the following:

1. READ ALL INSTRUCTIONS BEFORE USING YOUR SPEAKER.
2. Do not allow children or the infirm to play with your speaker without adult supervision.
3. Do not use your speaker near water.
4. Do not place on any wet surfaces.
5. Do not expose your speaker to excessive heat, flames or fire.
6. Always press all buttons or switches carefully. Do not manhandle your speaker.
7. Do not use in extremely dry environments, as this can lead to static discharge during usage.
8. Do not expose your speaker to temperatures above 40°C. Keep out of direct sunlight.
9. Do not attempt to repair this product yourself. Contact a qualified service center if your speaker is in need of service.
10. Do not drop, puncture or expose your speaker to excessive trauma.
11. Do not submerge your speaker in water or liquids.
12. Your speaker is not intended for commercial use.
13. Do not place near objects that generate a strong magnetic field.
14. Unplug your speaker when not in use for long periods of time or during lightning storms.
15. Use a soft cloth to clean your speaker. Never use any harsh chemicals or detergents. Make sure your speaker is dry before charging.
16. Please recycle or dispose of your speaker properly based on the laws and rules of your municipality. Contact local recycling

## BATTERY WARNING:



CAUTION

- The device is equipped with an integrated lithium battery. The battery cannot be replaced. Do not attempt to remove the battery from the device.
- Do not dispose of in fire or expose to excessive heat.
- Do not crush, puncture, incinerate, or short circuit external contacts.
- Please recycle or dispose of the battery properly. Contact your local recycling facilities and/or the manufacturer for further information.

# INTRODUCTION

Thank you for purchasing the Muze Clutch Bluetooth Speaker, item MUZ5004. You can use your speaker with most smartphones and Bluetooth devices to stream music wirelessly and enjoy hands-free calling. In order to get the best results, please read this manual first before using your speaker.

## PACKAGE CONTENTS

- Muze MUZ5004 **Wireless Bluetooth speaker**
- USB Charging Cable
- User's Manual with Warranty Information

## SPECIFICATIONS

**Bluetooth Specification:** BT EDR

**Bluetooth Profiles:** HFP

**Bluetooth Range:** Up to 33 feet. (10 meters)

**Power Supply:** DC3.7V

**Battery Type:** 1200mAh Lithium Ion Battery

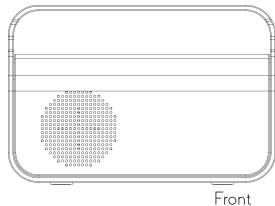
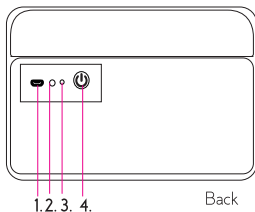
**Charging Time:** Approximately 3 Hours

**Play Time:** Approximately 2 Hours

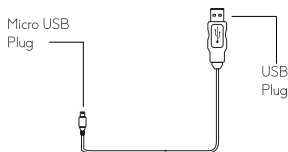
\*Applicable at 50% of maximum volume. Results will be lower when volume is higher.

# A QUICK LOOK AT YOUR DEVICE

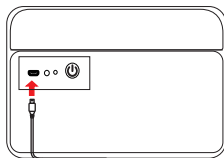
1. Charging Port
2. Microphone
3. LED Indicator Light
4. Play/Pause/Power/Answer



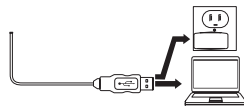
# CHARGING YOUR SPEAKER



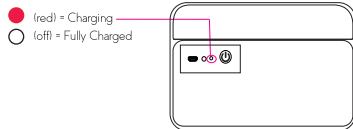
1. The USB charging cable has a Micro USB plug and a standard USB plug.



2. Insert the USB charging cable's Micro USB plug into the DC 5V charging port on the back of your speaker.



3. Insert the USB charging cable's standard USB plug into the USB port of a computer or suitable USB charging adapter.



4. The LED Indicator Light turns red while the speaker is charging then turns off once charging is complete.

## NOTES:

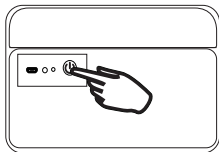
- Charging can take approximately 3 hours to complete when the battery is fully drained.
- Remove the charging cable once charging is complete.
- Overcharging could reduce the life of the battery.
- A charged battery will lose its capacity if it is not used on a regular basis.

Important: To avoid a complete discharge of the battery, charge your speaker at least once every six months.

The logo for 'muze' is centered within a white square. The word 'muze' is written in a lowercase, sans-serif font. The 'm' and 'z' are in a dark gray color, while the 'u' and 'e' are in a lighter gray color.

The Bluetooth® word mark and logos are registered trademarks owned by the Bluetooth SIG, Inc. and any use of such marks by Sakar International is under license. Other trademarks and trade names are those of their respective owners.”

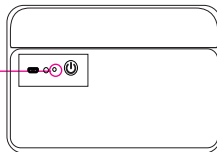
# BLUETOOTH PAIRING



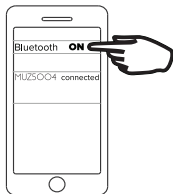
1. Hold down the Power button to turn on the speaker.

Pairing Mode

Blue Flashing LED



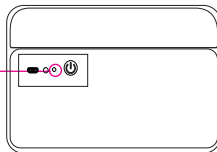
2. The LED indicator light will turn blue and flash rapidly to indicate that the speaker is in pairing mode.



3. Go to the Bluetooth settings menu on your phone. Make sure that Bluetooth is turned on. Connect to the device listed as 'MUZ5004.'

Paired

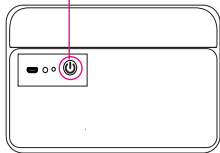
Blue



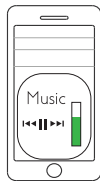
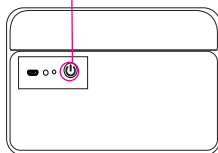
4. The LED indicator light will steadily shine blue to indicate that your speaker is paired with your phone. Note that the light may blink slowly anytime music is playing.

# USING YOUR SPEAKER

Power  
Button



▶||  
Play/Pause

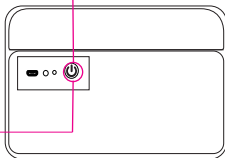


1. Hold down the Power button to power on your speaker.

2. Press the Play/Pause button to play a track. Press it again to pause a track.

3. You can adjust volume and playback settings on your phone or connected audio device.

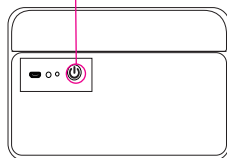
📞 Answer Call/End Call  
(tap)



📞 Reject Call  
(press & hold)

4. Tap the Answer button to answer an incoming call or end a call. Press and hold the Answer button to reject an incoming call.

VOICE ASSISTANT  
(double tap)



5. Quickly tap the ANSWER button twice to activate Siri or Google Voice Assistant.



# MAINTENANCE AND CARE

- Use a soft cloth or paper towel to clean your speaker. Never use any harsh chemicals or detergents for cleaning. Make sure your speaker is dry before charging.
- When your speaker is not in use, it should be stored in a cool, dry place.
- Never tug or yank on the USB cable while it is connected to your speaker. Connect and disconnect cables as carefully as possible.
- Never expose your speaker to high temperatures, or extreme cold.
- Please recycle or dispose of your speaker properly based on the laws and rules of your municipality. Contact local recycling facilities and/or the manufacturer of your speaker for further information.



#### FCC Warning Statement

Changes or modifications not expressly approved by the party responsible for compliance could void the user's authority to operate the equipment. This equipment has been tested and found to comply with the limits for a Class B digital device, pursuant to Part 15 of the FCC Rules. These limits are designed to provide reasonable protection against harmful interference in a residential installation. This equipment generates uses and can radiate radio frequency energy and, if not installed and used in accordance with the instructions, may cause harmful interference to radio communications. However, there is no guarantee that interference will not occur in a particular installation. If this equipment does cause harmful interference to radio or television reception, which can be determined by turning the equipment off and on, the user is encouraged to try to correct the interference by one or more of the following measures:

- - Reorient or relocate the receiving antenna.
- - Increase the separation between the equipment and receiver.
- - Connect the equipment into an outlet on a circuit different from that to which the receiver is connected.
- - Consult the dealer or an experienced radio/TV technician for help.

This device complies with part 15 of the FCC Rules. Operation is subject to the following two conditions: (1) This device may not cause harmful interference, and (2) this device must accept any interference received, including interference that may cause undesired operation.