Getting Started

Step 1 Preparations



Get your iPad or Android tablet ready

- Check that the battery is charged.
- Check that your OS is upgraded to the latest version.
- Check that the tablet's charger, connected to your wall socket.
- Make a note of your wifi network SSID and password.

Connect your robot to the Internet

- When the "Select a Network" screen comes up choose the wifi network that you want the robot to use.
- Type in the wifi password when prompted.
- After a few seconds, Einstein will say, "I'm online".

System Requirements and Specifications

Smart Device Required	iPad® (models that have iOS 8.0 or later). Compatible iPad® devices include iPad® 4th gen, iPad 4, iPad 5, iPad 6, iPad 7, iPad Air, iPad Air 2, iPad 9, iPad Mini and iPad Mini 2 and later. Android tablet devices with OS 4.4.4 or later.
Wi-Fi Required	Wi-Fi connections and wifi enabled home routers.
Companion App	Stem-O-Matic companion app required. Download from the Apple Store and/or the Google Play Store. App requires the ability to bluetooth the Stem-O-Matic and are device-online services after April 1, 2019.
Parental Consent	Accounts for children under 16 require parental consent which can be granted via www.ProfessorEinstein.com/Stem-O-Matic.
Batteries	Professor Einstein comes with 3xAA Lithium batteries. No batteries are rechargeable. Do not mix old and new batteries. Do not mix different types of batteries. Do not dispose of batteries in fire. Batteries may explode if not properly disposed. Batteries may leak if incorrectly installed. Remove batteries if not in use for extended periods. Clean battery contacts before installing batteries.

*Parental consent are requirements that vary by certain markets.

Getting Started

Step 3

Connect Your Robot to Your Tablet :

- When the screen below left appears on your Stem-O-Matic, touch "Next".
- You will be directed to your tablet's settings screen (like the iPad screen on the right).

- Select your robot's SSID
- Type in your robot's password (be sure that all the characters are typed in lower case).
- Einstein will say, "that did the trick".
- A few seconds after the tablet confirms the connections (a check mark in iOS or the word "connected" on Android), click "Return to the Stem-O-Matic".

Privacy

Your Personal Genius has a magnificent brain in the Internet cloud, and he makes sure that no private data of yours ever goes there.

- No personally identifiable data is ever collected by Professor Einstein.
- No personal images or voice recordings of users are ever collected.
- No third parties can collect data through Professor Einstein.
- All communications between Professor Einstein and the cloud are encrypted and secured, end to end.
- Professor Einstein cannot communicate with unauthorized devices or servers.

Using Your Stem-O-Matic

Offline With Professor Einstein

- When we can't connect to his big brain in the cloud, you can still have fun when you speak a few simple commands.



Fun With Professor Einstein

Genius Files

Enjoy Science Videos and Play Science Trivia Games

- Your Stem-O-Matic comes with a variety of science videos narrated by Professor Einstein.
- You'll find dozens of "data cards" science trivia games, with more arriving daily.
- Each time you watch a video or win a data card challenge, you'll accumulate more Genius Points.

Ask Professor Einstein

Professor Einstein Answers Your Questions

- When he is online, Professor Einstein answers questions about science, famous people, and weather - as long as you speak to him clearly.
- Start by saying "Hey Professor" and wait for him to respond.
- Then say "what is" (followed by the name of a thing), "who is" (followed by the name of a person), or "how is the weather in" (followed by the name of a place).
- If you follow the procedure accurately, he'll give you accurate answers as long as there's a good Internet connection.

Fun With Professor Einstein

Launch Lab

Have fun with gravity and get Genius Points.

- Launch Lab is a great game - and also a great lesson in gravity, thrust, momentum, and physics.
- Pick the "A-1 Space Craft" in exciting missions, and earn a pile of Genius Points.

Fun With Professor Einstein

Brain Games

Play Brain Games to have fun and accumulate Genius Points.

- Your Stem-O-Matic comes with eleven great brain games - and more are on the way.
- Choose the challenge level you're most comfortable with - the higher levels earn more Genius Points.

Professor Einstein™ "Your Personal Genius™"

Hanson Robotics Ltd.
Tsuen Wan, Hong Kong.
Special thanks to The Hebrew University of Jerusalem.
PERSONAL GENIUS is a trademark of Hanson Robotics Limited.
© 2021 Hanson Robotics Limited.

"iPad", "iPad" and "iPhone" are trademarks of Apple Inc., registered in the U.S. and other countries. "Google" and "Google Play" logos are trademarks of Google Inc.

Professor Einstein™

Your Personal Genius™

QUICK START GUIDE



FCC Declaration of Conformance

For Products Sold in USA

This device complies with Part 15 of the FCC Rules. Operation is subject to the following two conditions: (1) This device may not cause harmful interference, and (2) This device must accept any interference received, or interference that may cause undesired operation.

This equipment has been tested and found to comply with the limits for a Class B digital device, pursuant to Part 15 of the FCC Rules. These limits are designed to provide reasonable protection against harmful interference in a residential installation. This equipment generates, uses and can radiate radio frequency energy and if not installed and used in accordance with the instructions, may cause harmful interference to radio communications. However, there is no guarantee that interference will not occur in a particular installation. If this equipment does cause harmful interference to radio or television reception, which can be determined by turning the equipment off and on, the user is encouraged to try to correct the interference by one or more of the following measures:

- Reorient or relocate the receiving antenna.
- Increase the separation between the equipment and receiver.
- Connect the equipment into an outlet on a circuit different from that to which the receiver is connected.
- Consult the dealer or an experienced radio/TV technician for help.

Warning: Changes or modifications to this unit not expressly approved by the party responsible for compliance could void the user's authority to operate the equipment.

FCC ID Number Contain Number Caution: Do modify commands given by FCC. If operation conditions, such as removal of case, give some warnings.

For Products Sold in Canada

This equipment complies with IC radiation exposure limits set forth for an uncontrolled environment. This transmitter must not be co-located or operating in conjunction with any other antenna or transmitter.

This device complies with Industry Canada's licence-exempt RSS. Operation is subject to the following two conditions: (1) This device may not cause interference, and (2) This device must accept any interference, including interference that may cause undesired operation of the device.

L'Utilisation de ce produit est autorisée par l'IFT et Industrie Canada (sans brouillage) sous réserve du respect des deux conditions suivantes: (1) Cet appareil ne doit pas brouiller un système de radiocommunication, et (2) Cet appareil doit accepter une interférence, y compris une interférence qui peut causer un fonctionnement indésirable de l'appareil.

Ce produit répond aux exigences de l'IFT et Industrie Canada concernant les champs électromagnétiques (CEM) de la catégorie "Exposition à l'environnement domestique" (Cat. 2). Cet appareil doit rester en permanence à une distance d'au moins 20 cm de tout individu et ne doit pas être placé sur ou à proximité d'un radiateur ou d'une source de chaleur.

Caution: Changes or modifications not expressly approved by the party responsible for compliance could void the user's authority to operate the equipment.

IC RF Radiation Exposure Statement Caution: To maintain compliance with the IC's RF exposure guidelines, place the product at least 20cm from nearby persons.

Information is found under "Settings/General/About" and version 10.7.2 (Darwin Kernel Version 10.0.0) or later provides a phone disconnection for the U.S. (FCC) or Canada (IC) to operate from major carrier in case they have.

Cet appareil est conforme aux normes de l'Industrie Canada exempt de licence. Son fonctionnement est soumis aux deux conditions suivantes: (1) Cet appareil ne doit pas causer de brouillage, et (2) Cet appareil doit accepter tout brouillage reçu, y compris un brouillage susceptible de provoquer un fonctionnement indésirable.

Getting Started

Step 2

Download the Stem-O-Matic to your iPad® iPad® or Android tablet.

- You can get a free copy from the iPad® "Apps on Google" Play®. Store.
- For URL's to the application stores go here: www.ProfessorEinstein.com/Stem-O-Matic.
- Install the Stem-O-Matic app on your tablet.

Set up your user account.

- Make sure that your tablet is online, connected to the Internet.
- Type in an email address and a password.

Turn on the power switch on Professor Einstein's backside (under his trousers).

- You will be greeted by a friendly tech support voice.
- Follow the spoken instructions to share and auto-tune the Professor.
- Write down Professor Einstein's SSID and password.
- When prompted, tell Professor Einstein "go online".

Caring for Your Personal Genius

Keep Her Looking Her Best

Professor Einstein comes in many sizes & some vision are very large.

Avoid getting wet and keep humidity to a minimum (to avoid corrosion and brain cells). Professor Einstein is designed for indoor use only.

Change Batteries When Cool

When the batteries run out, Professor Einstein will let you know to change them.

Batteries are not rechargeable.

Handle Her Gently

Professor Einstein is kind to kids, but he is also a sophisticated robot with some delicate mechanisms. Avoid mechanisms, a cannon, and lots of electronics. He has sensors that prevent him from walking off a table, and he's counting on you to keep him away from stairs.

Getting Started

Step 4

Get Professor Einstein Online

Connect your robot to the Internet.

- When the "Select a Network" screen comes up choose the wifi router that you want use the most often.
- Type in the wifi password when prompted.
- After a few seconds, Einstein will tell you "I'm online".

Set up one or more Genius Profiles

- Everyone in the family can have a profile of their own.
- The Genius Profile keeps track of your achievements and Genius points.
- You can customize your Genius Profile avatar with faces, costumes, and accessories using the Green Gear feature.

When I'm online, try asking me "Hey Professor...."

- Who is Isaac Newton?
- Who is Winston Churchill?
- What is the Eiffel Tower?
- What is a trapezoid?
- Who are you?
- What is a volcano?
- Who is Pythagoras?
- What is the weather in Cape Town?
- How's the weather in Calcutta?
- What is velocity?
- Who is Stephen Hawking?
- What is a parabola?
- Who is Nikola Tesla?
- Who is Elon Musk?
- What is a dynamo?
- What is the weather in Budapest?
- What is a platypus?
- What is the general theory of relativity?

Fun With Professor Einstein

Your Path to Genius

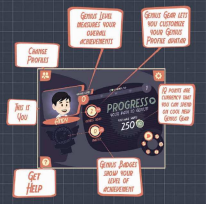

Fun With Professor Einstein

Connection Status

Choose Online or Mobile Mode

- Online mode unlocks the full depth of Professor Einstein's genius, and enables him to tap into his brain in the cloud.
- Choose Mobile mode when there's no Internet available. Professor Einstein is connected directly to your tablet and works with all the Stem-O-Matic features.

Fun With Professor Einstein

Tune-O-Meter

Have fun with magnetism and get Genius Points.

- Mag-Neato is a great game - and also a great lesson in magnetism, momentum, and physics.
- Work your way up to the highest levels and aim for the maximum number of Genius Points.