

US Tech Test Report
FCC ID:
IC:
Test Report Number:
Issue date:
Customer:
Model:

FCC Part 15 Certification
2AQ2P-IHB
24263-IHB
18-0197
November 7, 2018
Skeg Product Development
Intellihub

Test Configuration Photographs




Figure 1. EUT on Radiated Emissions Test Table

US Tech Test Report
FCC ID:
IC:
Test Report Number:
Issue date:
Customer:
Model:

FCC Part 15 Certification
2AQ2P-IHB
24263-IHB
18-0197
November 7, 2018
Skeg Product Development
Intellihub




Figure 2. Radiated Emissions Test Setup, Below 30 MHz

US Tech Test Report
FCC ID:
IC:
Test Report Number:
Issue date:
Customer:
Model:

FCC Part 15 Certification
2AQ2P-IHB
24263-IHB
18-0197
November 7, 2018
Skeg Product Development
Intellihub




Figure 3. Radiated Emissions Test Setup, 30 MHz – 200 MHz

US Tech Test Report
FCC ID:
IC:
Test Report Number:
Issue date:
Customer:
Model:

FCC Part 15 Certification
2AQ2P-IHB
24263-IHB
18-0197
November 7, 2018
Skeg Product Development
IntelliHub




Figure 4. Radiated Emissions Test Setup, 200 MHz to 1000 MHz

US Tech Test Report
FCC ID:
IC:
Test Report Number:
Issue date:
Customer:
Model:

FCC Part 15 Certification
2AQ2P-IHB
24263-IHB
18-0197
November 7, 2018
Skeg Product Development
Intellihub



Figure 5. Conducted Emissions Test Setup

US Tech Test Report
FCC ID:
IC:
Test Report Number:
Issue date:
Customer:
Model:

FCC Part 15 Certification
2AQ2P-IHB
24263-IHB
18-0197
November 7, 2018
Skeg Product Development
Intellihub



Figure 6. Frequency Stability Test Setup