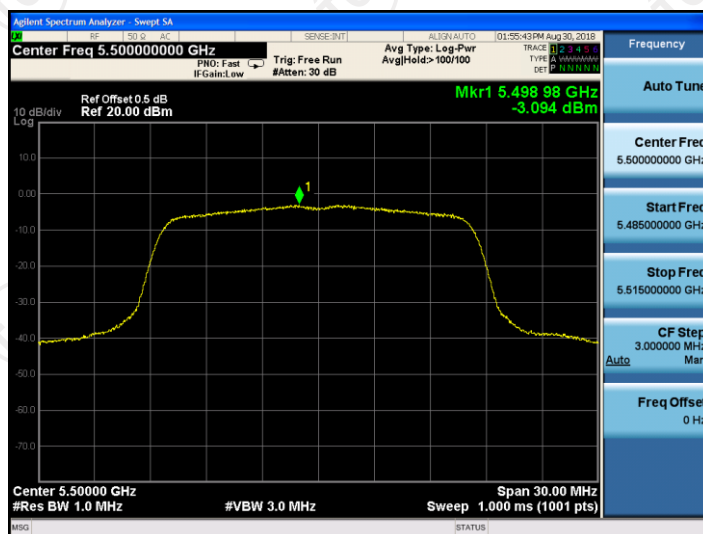


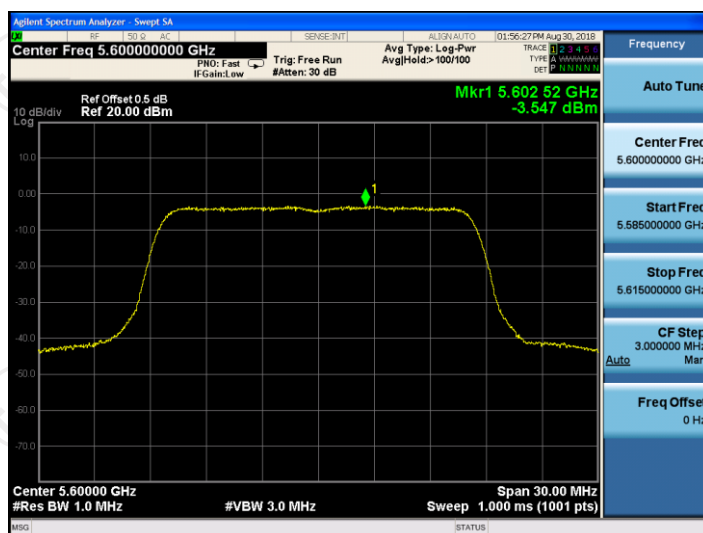
## Band 2C (5500-5720MHz)

11a

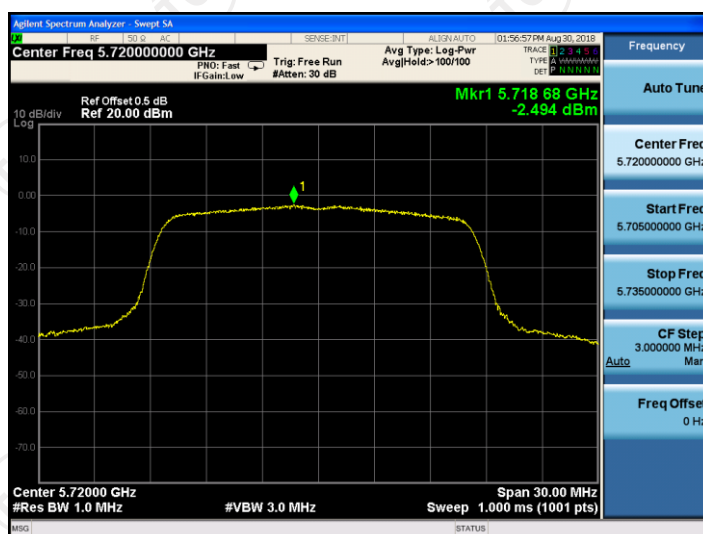
CH100



CH120

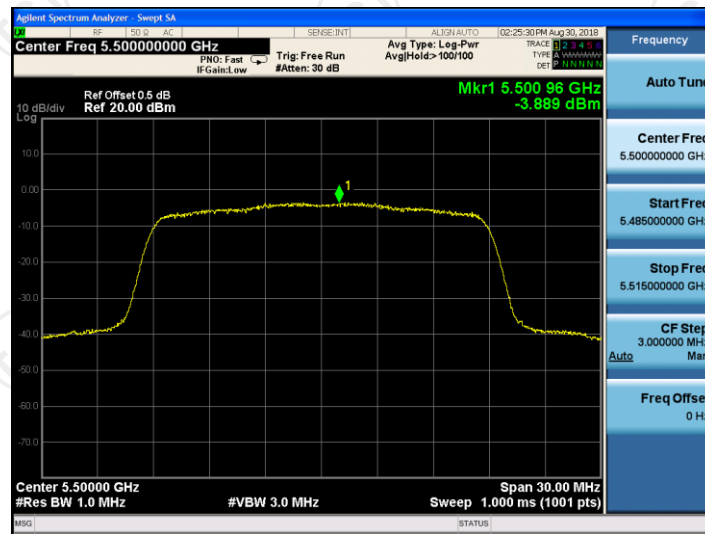


CH144

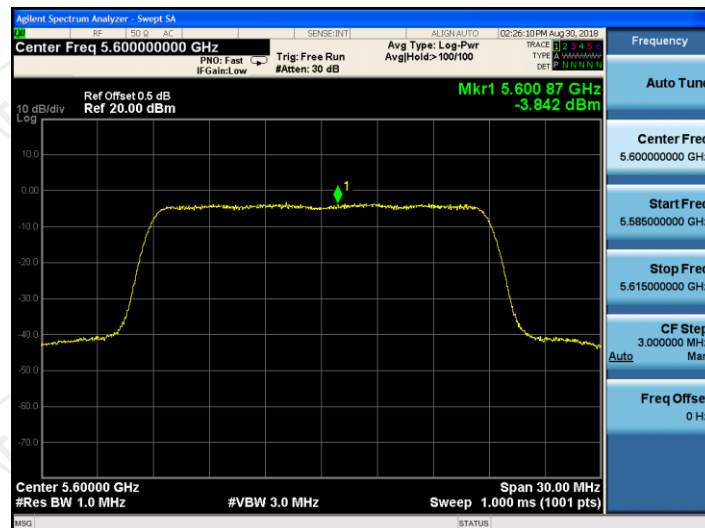


11n(HT20)

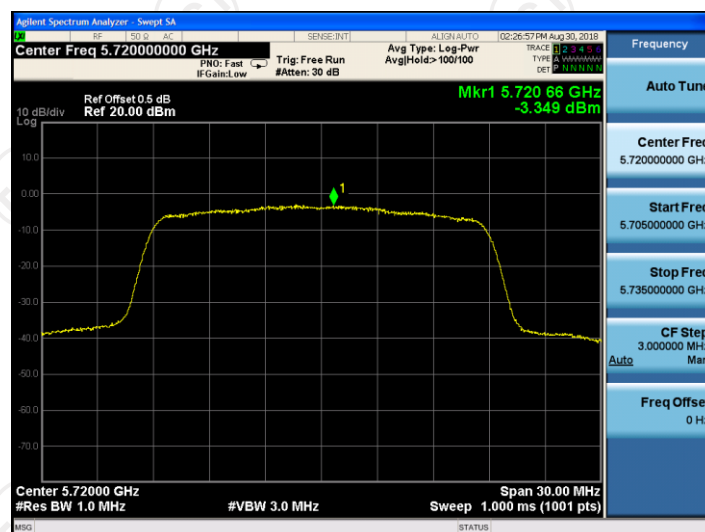
CH100



CH120

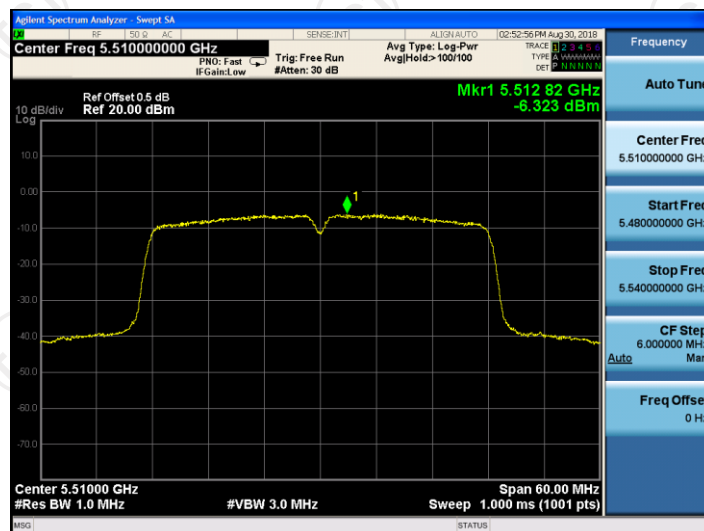


CH144

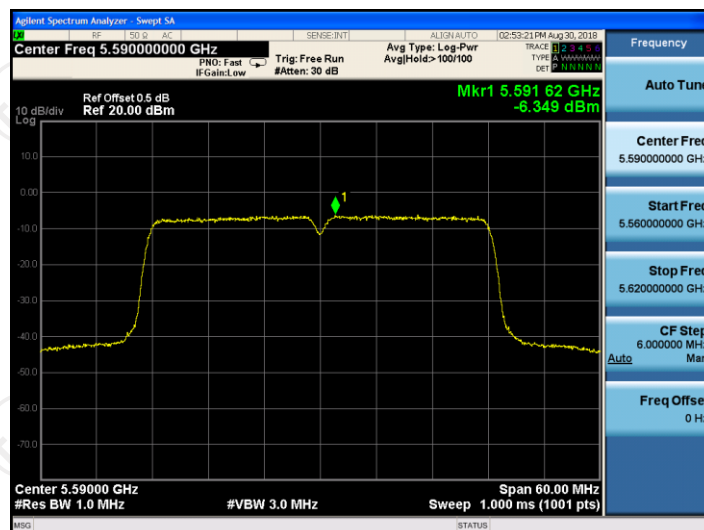


11n(HT40)

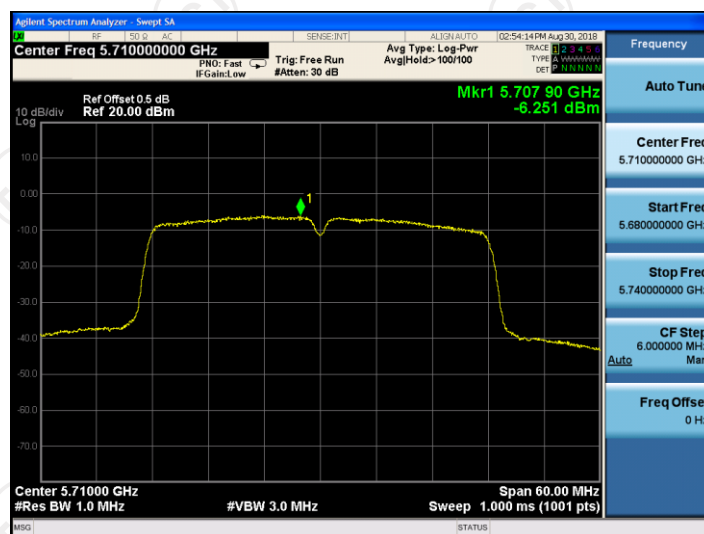
CH102



CH118

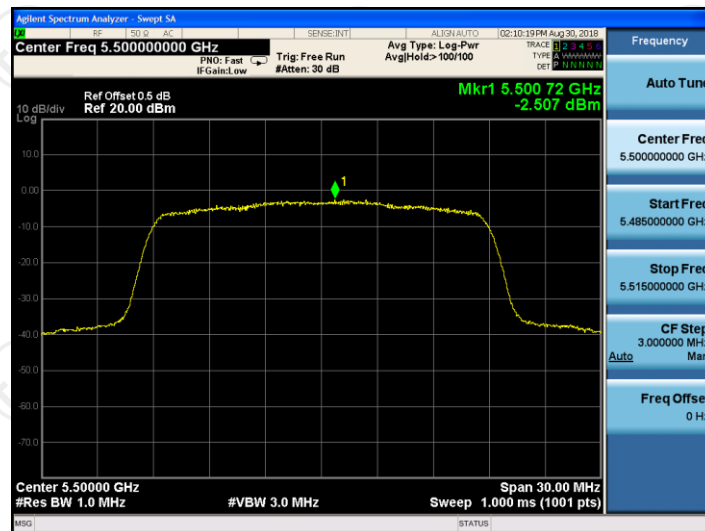


CH142

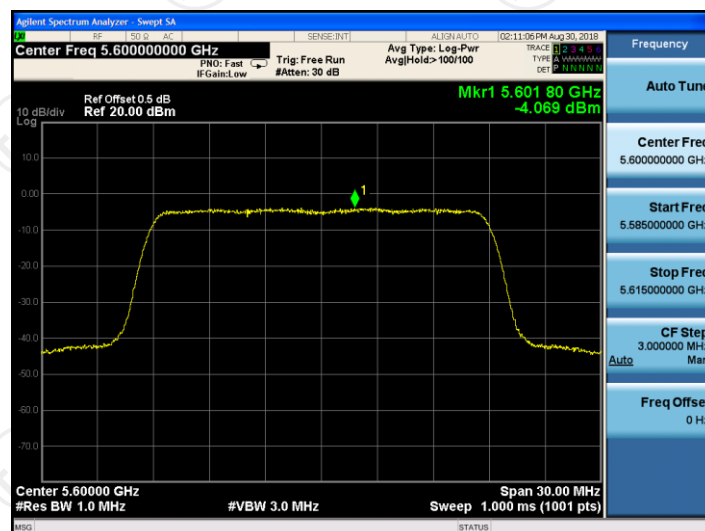


11ac(HT20)

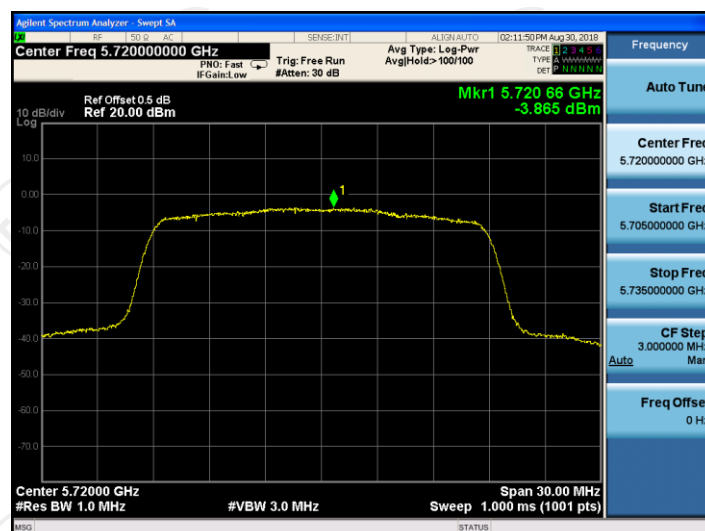
CH100



CH120

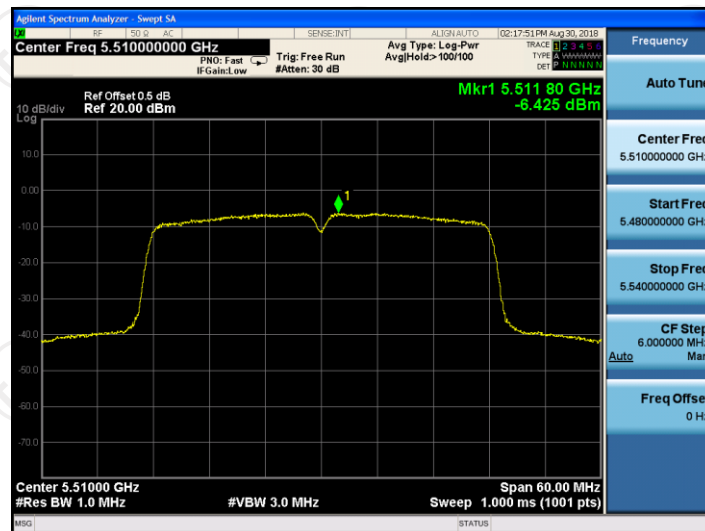


CH144

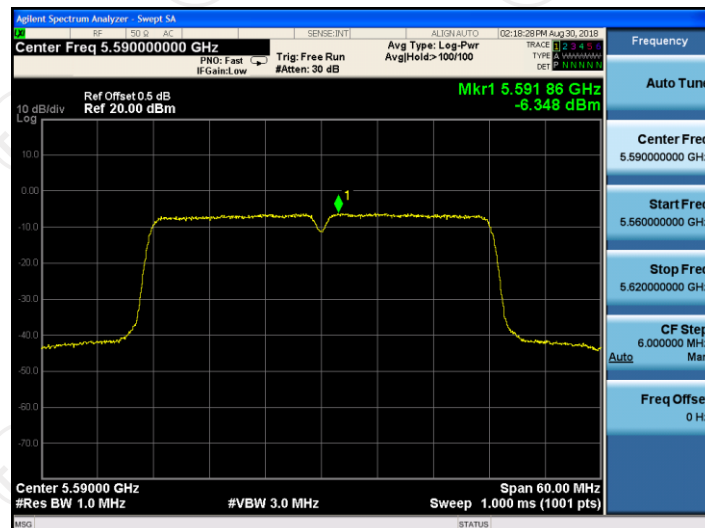


11ac(HT40)

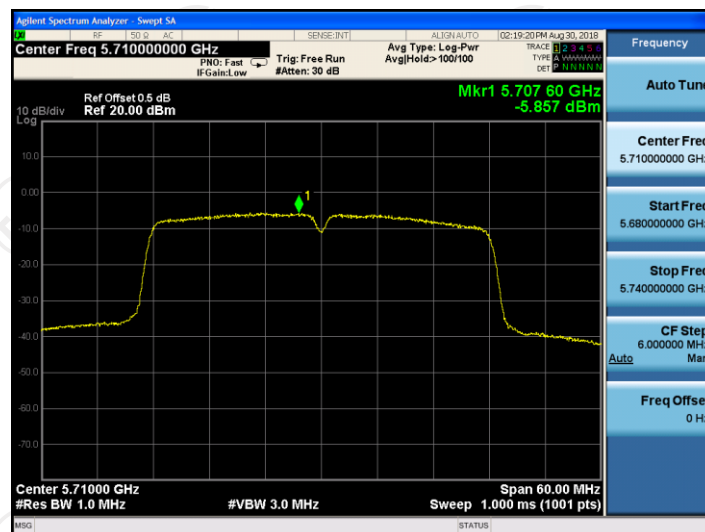
CH102



CH118



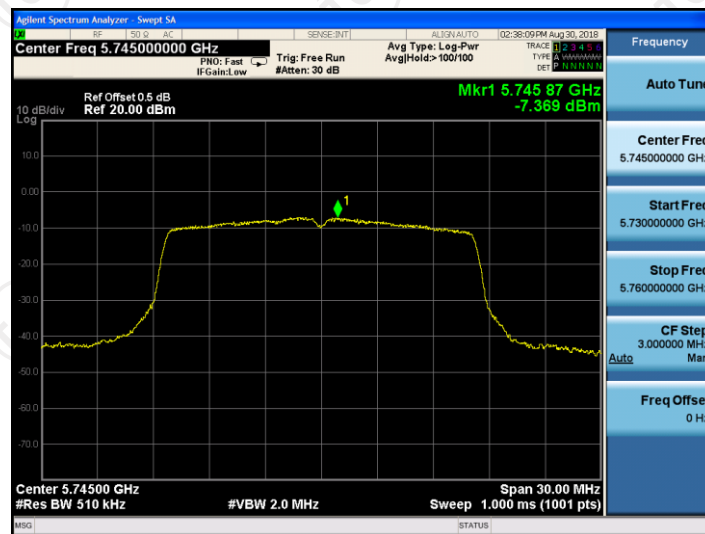
CH142



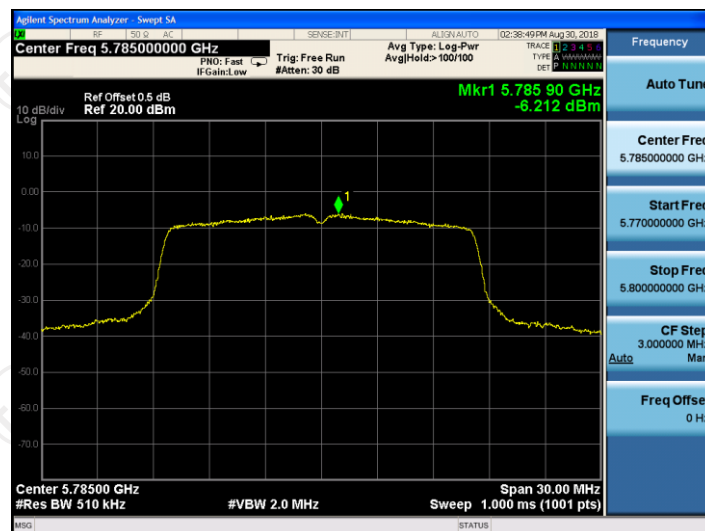
## Band 3 (5745-5825MHz)

11a

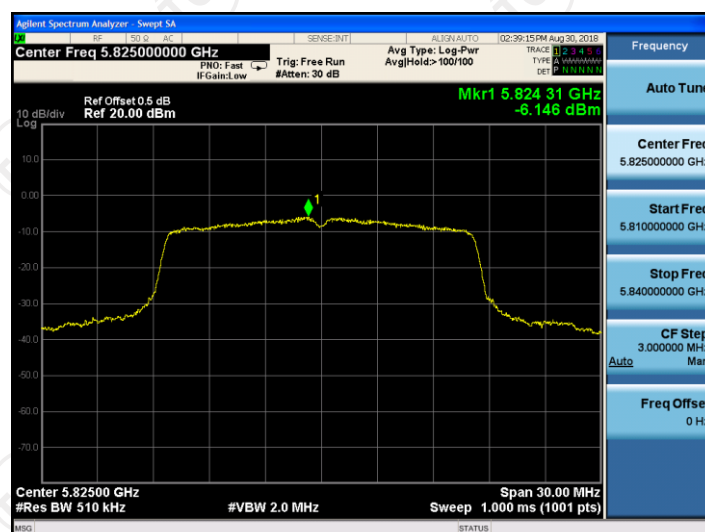
CH149



CH157



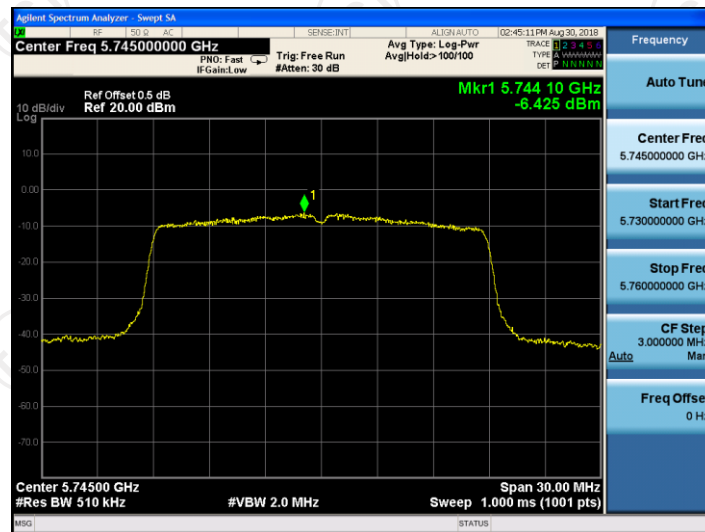
CH165



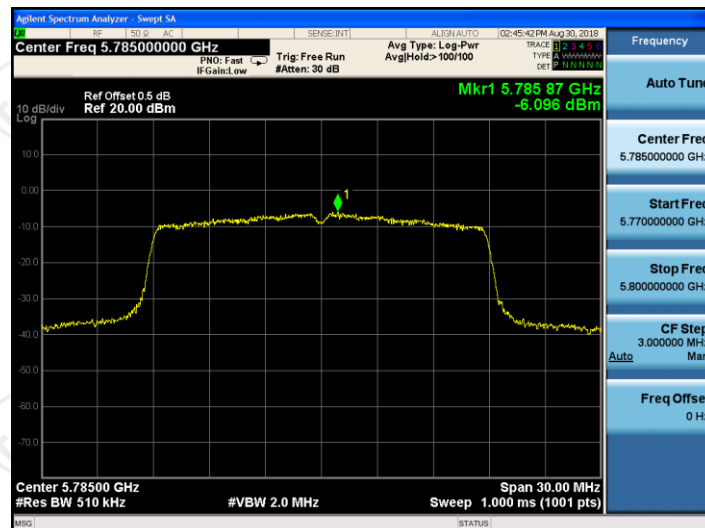


11n(HT20)

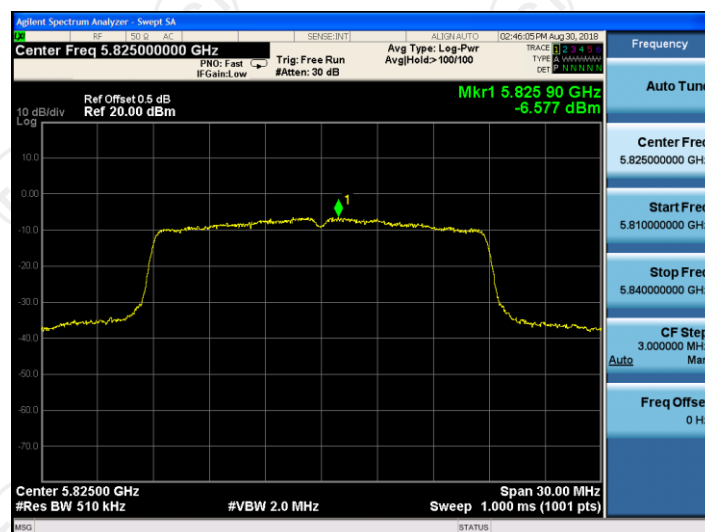
CH149



CH157

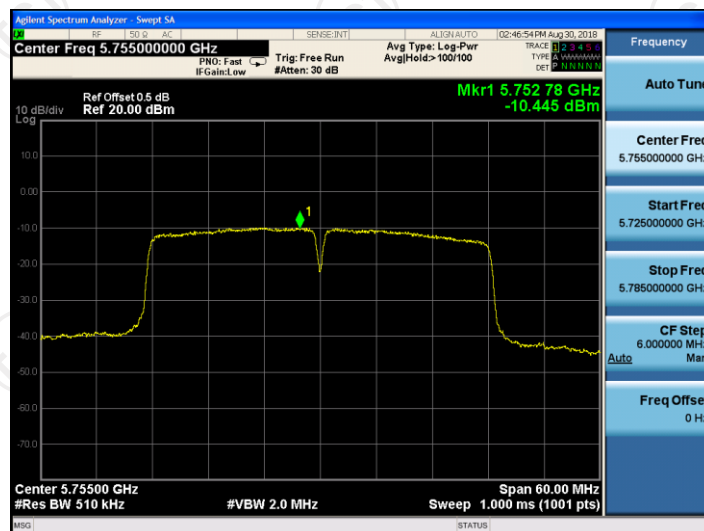


CH165

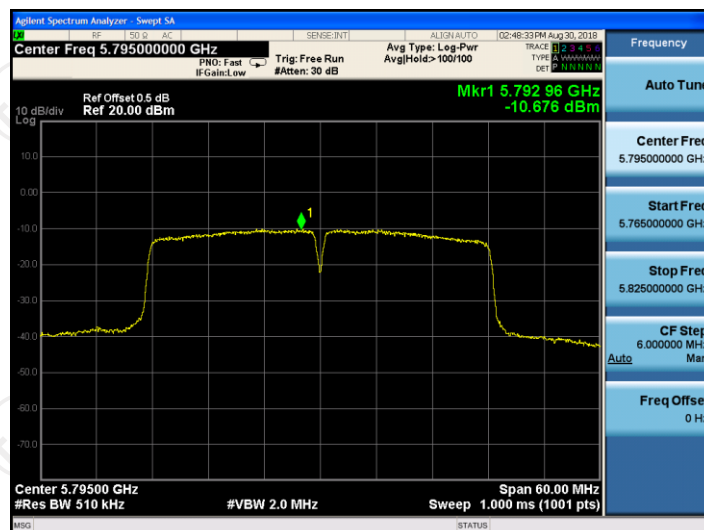


11n(HT40)

CH151

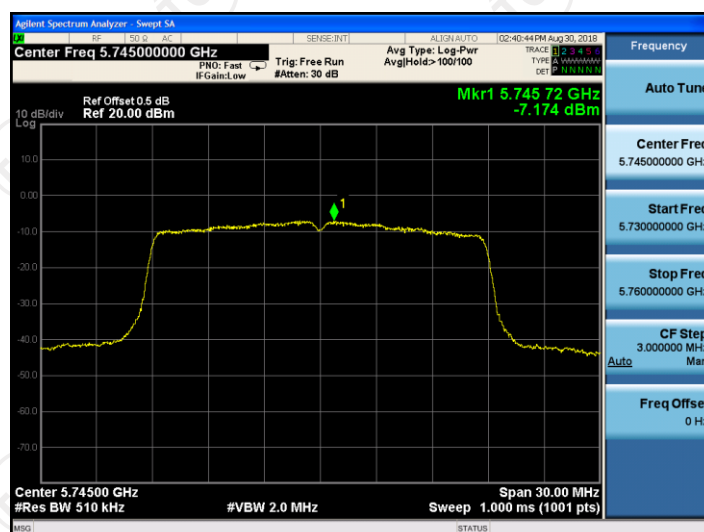


CH159



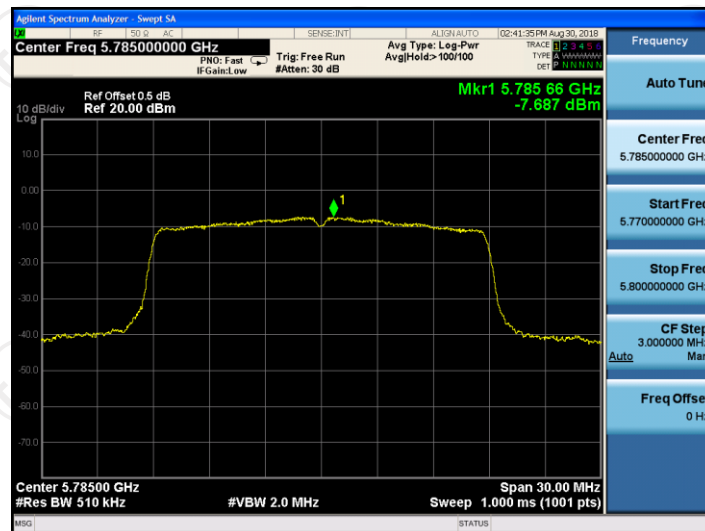
11ac(HT20)

CH149

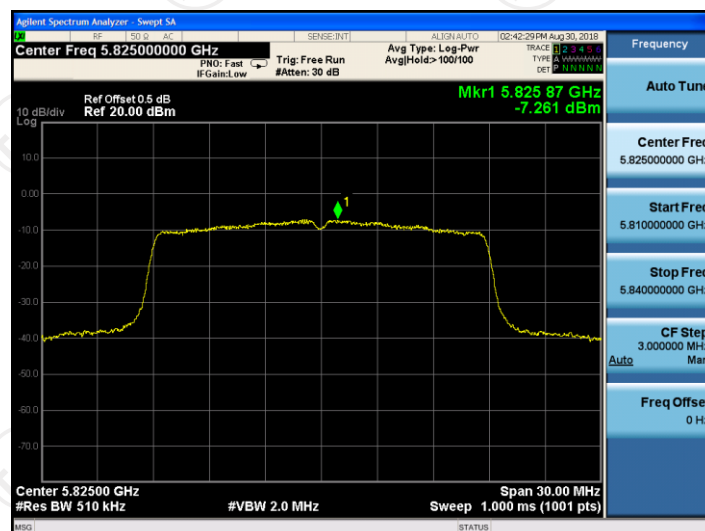




CH157

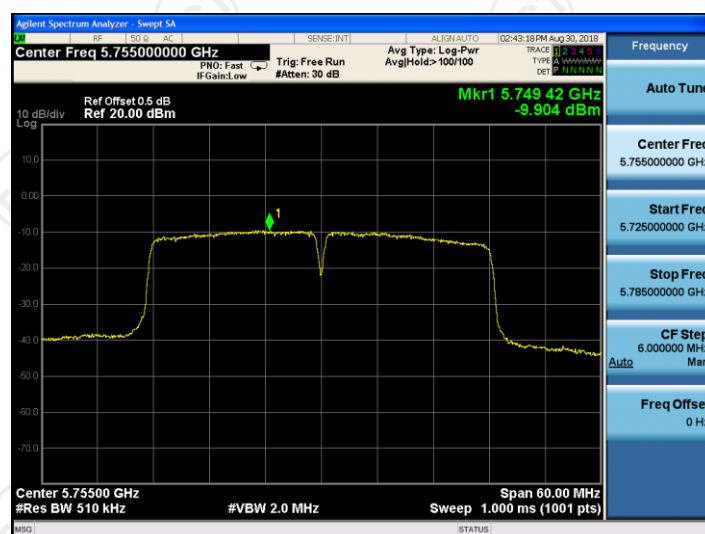


CH165

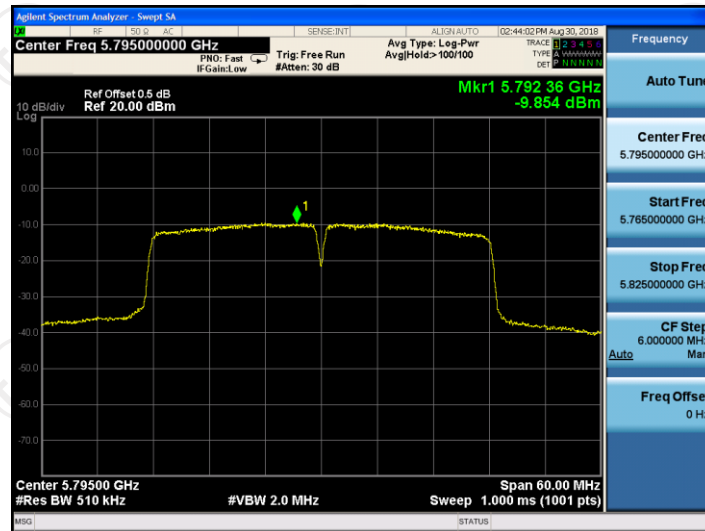


11ac(HT40)

CH151

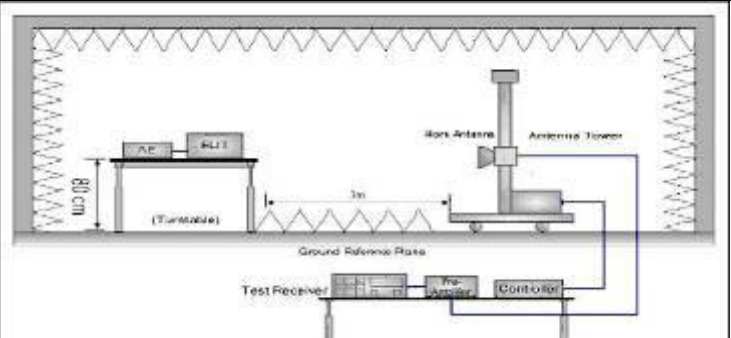


CH159



## 6.7. Band edge

### 6.7.1. Test Specification

<b>Test Requirement:</b>	FCC CFR47 Part 15E Section 15.407
<b>Test Method:</b>	ANSI C63.10 2013
<b>Limit:</b>	<p>For Band 1&amp;2A&amp;2C: <math>E[dB\mu V/m] = EIRP[dBm] + 95.2 = 68.2</math> dB<math>\mu</math>V/m, for EIRP(dBm)= <b>-27dBm</b></p> <p>For Band 3(5715-5725MHz&amp;5850-5860MHz): <math>E[dB\mu V/m] = EIRP[dBm] + 95.2 = 78.2</math> dB<math>\mu</math>V/m, for EIRP(dBm)= <b>-17dBm</b>;  For Band 3(other un-restricted band): <math>E[dB\mu V/m] = EIRP[dBm] + 95.2 = 68.2</math> dB<math>\mu</math>V/m, for EIRP(dBm)= <b>-27dBm</b></p>
<b>Test Setup:</b>	 <p>The diagram illustrates the test setup. An EUT (Equipment Under Test) is placed on a rotating table at a height of 0.8m. The table is rotated 360 degrees. An antenna tower is positioned 3m away from the EUT. The antenna is mounted on the tower and is adjustable in height. A ground reference plane is shown. The test receiver system consists of a Test Receiver, an Antenna, and a Controller.</p>
<b>Test Mode:</b>	Transmitting mode with modulation
<b>Test Procedure:</b>	<ol style="list-style-type: none"> <li>1. The EUT was placed on the top of a rotating table 0.8 meters above the ground at a 3 meter camber. The table was rotated 360 degrees to determine the position of the highest radiation.</li> <li>2. The EUT was set 3 meters away from the interference-receiving antenna, which was mounted on the top of a variable-height antenna tower.</li> <li>3. The antenna height is varied from one meter to four meters above the ground to determine the maximum value of the field strength. Both horizontal and vertical polarizations of the antenna are set to make the measurement.</li> <li>4. For each suspected emission, the EUT was arranged to its worst case and then the antenna was tuned to heights from 1 meter to 4 meters and the rota table was turned from 0 degrees to 360 degrees to find the maximum reading.</li> <li>5. The test-receiver system was set to Peak Detect Function and Specified Bandwidth with Maximum Hold Mode.</li> <li>6. If the emission level of the EUT in peak mode was 10dB lower than the limit specified, then testing could be stopped and the peak values of the EUT would be reported. Otherwise the emissions that did not have</li> </ol>

	10dB margin would be re-tested one by one using peak, quasipeak or average method as specified and then reported in a data sheet.
Test Result:	PASS

## 6.7.2. Test Instruments

Radiated Emission Test Site (966)				
Name of Equipment	Manufacturer	Model	Serial Number	Calibration Due
Test Receiver	ROHDE&SCHW ARZ	ESVD	100008	Sep. 27, 2018
Spectrum Analyzer	ROHDE&SCHW ARZ	FSQ	200061	Sep. 27, 2018
Spectrum Analyzer	ROHDE&SCHW ARZ	FSP40	100056	Sep. 27, 2018
Spectrum Analyzer	Agilent	N9020A	MY49100060	Sep. 27, 2018
Pre-amplifier	EM Electronics Corporation CO.,LTD	EM30265	07032613	Sep. 27, 2018
Pre-amplifier	HP	8447D	2727A05017	Sep. 27, 2018
Loop antenna	ZHINAN	ZN30900A	12024	Sep. 27, 2018
Broadband Antenna	Schwarzbeck	VULB9163	340	Sep. 27, 2018
Horn Antenna	Schwarzbeck	BBHA 9120D	631	Sep. 27, 2018
Horn Antenna	Schwarzbeck	BBH 9170	582	Sep. 27, 2018
Coax cable (9KHz-1GHz)	TCT	RE-low-01	N/A	Sep. 27, 2018
Coax cable (9KHz-40GHz)	TCT	RE-high-02	N/A	Sep. 27, 2018
Coax cable (9KHz-1GHz)	TCT	RE-low-03	N/A	Sep. 27, 2018
Coax cable (9KHz-40GHz)	TCT	RE-high-04	N/A	Sep. 27, 2018
Antenna Mast	Keleto	CC-A-4M	N/A	N/A
EMI Test Software	Shurple Technology	EZ-EMC	N/A	N/A

**Note:** The calibration interval of the above test instruments is 12 months and the calibrations are traceable to international system unit (SI).

## 6.7.3. Test Data

802.11 a	CH	Freq. (MHz)	Read_level (dBuV/m)	Factor (dB)	Peak (dBuV/m)	Limit (dBuV/m) (Peak)	Limit (dBuV/m) (Avg)	Over	Ant. Pol. H/V
Band 1 & Band 2A	Lowest	5150	45.25	5.82	51.07	68.2	54	-2.93	H
		5150	41.32	5.82	47.14	68.2	54	-6.86	V
	Highest	5350	43.26	6.17	49.43	68.2	54	-4.57	H
		5350	39.25	6.17	45.42	68.2	54	-8.58	V
Band2C	Lowest	5470	43.21	8.21	51.42	68.2	54	-2.58	H
		5470	43.27	8.21	51.48	68.2	54	-2.52	V
	Highest	5725	42.34	8.58	50.92	68.2	54	-3.08	H
		5725	40.87	8.58	49.45	68.2	54	-4.55	V
Band 3	Lowest	5745	41.89	8.61	50.5	78.2	54	-3.50	H
		5745	40.35	8.61	48.96	78.2	54	-5.04	V
	Highest	5850	42.26	8.87	51.13	78.2	54	-2.87	H
		5850	40.20	8.87	49.07	78.2	54	-4.93	V
Remark: Factor(dB)=Ant. Factor+Cable Loss-Amp. Factor									

802.11 n HT20	CH	Freq. (MHz)	Read_level (dBuV/m)	Factor (dB)	Peak (dBuV/m)	Limit (dBuV/m) (Peak)	Limit (dBuV/m) (Avg)	Over	Ant. Pol. H/V
Band 1 &Band 2A	Lowest	5150	43.81	5.82	49.63	68.2	54	-4.37	H
		5150	38.36	5.82	44.18	68.2	54	-9.82	V
	Highest	5350	45.38	6.17	51.55	68.2	54	-2.45	H
		5350	42.48	6.17	48.65	68.2	54	-5.35	V
Band2C	Lowest	5470	43.69	8.21	51.9	68.2	54	-2.1	H
		5470	43.61	8.21	51.82	68.2	54	-2.18	V
	Highest	5725	42.56	8.58	51.14	68.2	54	-2.86	H
		5725	41.37	8.58	49.95	68.2	54	-4.05	V
Band 3	Lowest	5745	41.96	8.61	50.57	78.2	54	-3.43	H
		5745	40.22	8.61	48.83	78.2	54	-5.17	V
	Highest	5850	41.72	8.87	50.59	78.2	54	-3.41	H
		5850	39.49	8.87	48.36	78.2	54	-5.64	V
Remark: Factor(dB)=Ant. Factor+Cable Loss-Amp. Factor									



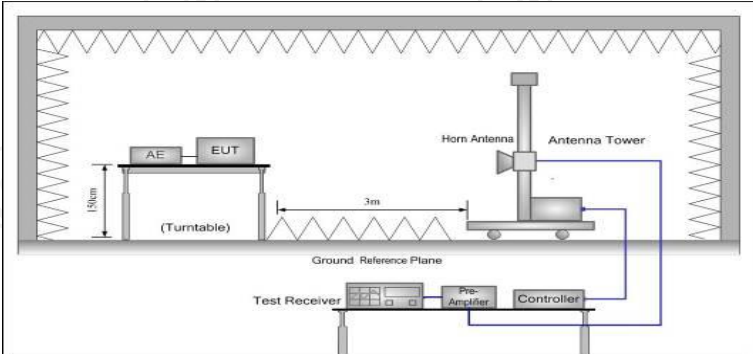
802.11 n HT40	CH	Freq. (MHz)	Read_level (dBuV/m)	Factor (dB)	Peak (dBuV/m)	Limit (dBuV/m) (Peak)	Limit (dBuV/m) (Avg)	Over	Ant. Pol. H/V
Band 1 &Band 2A	Lowest	5150	43.89	5.82	49.71	68.2	54	-4.29	H
		5150	38.31	5.82	44.13	68.2	54	-9.87	V
	Highest	5350	45.36	6.17	51.53	68.2	54	-2.47	H
		5350	42.79	6.17	48.96	68.2	54	-5.04	V
Band2C	Lowest	5470	43.62	8.21	51.83	68.2	54	-2.17	H
		5470	43.68	8.21	51.89	68.2	54	-2.11	V
	Highest	5725	42.71	8.58	51.29	68.2	54	-2.71	H
		5725	41.48	8.58	50.06	68.2	54	-3.94	V
Band 3	Lowest	5745	42.03	8.61	50.64	78.2	54	-3.36	H
		5745	40.64	8.61	49.25	78.2	54	-4.75	V
	Highest	5850	41.73	8.87	50.6	78.2	54	-3.4	H
		5850	39.45	8.87	48.32	78.2	54	-5.68	V
Remark: Factor(dB)=Ant. Factor+Cable Loss-Amp. Factor									
802.11 ac HT20	CH	Freq. (MHz)	Read_level (dBuV/m)	Factor (dB)	Peak (dBuV/m)	Limit (dBuV/m) (Peak)	Limit (dBuV/m) (Avg)	Over	Ant. Pol. H/V
Band 1 &Band 2A	Lowest	5150	43.88	5.82	49.7	68.2	54	-4.3	H
		5150	38.31	5.82	44.13	68.2	54	-9.87	V
	Highest	5350	45.39	6.17	51.56	68.2	54	-2.44	H
		5350	42.72	6.17	48.89	68.2	54	-5.11	V
Band2C	Lowest	5470	43.69	8.21	51.9	68.2	54	-2.1	H
		5470	43.57	8.21	51.78	68.2	54	-2.22	V
	Highest	5725	42.63	8.58	51.21	68.2	54	-2.79	H
		5725	41.23	8.58	49.81	68.2	54	-4.19	V
Band 3	Lowest	5745	42.11	8.61	50.72	78.2	54	-3.28	H
		5745	40.36	8.61	48.97	78.2	54	-5.03	V
	Highest	5850	41.78	8.87	50.65	78.2	54	-3.35	H
		5850	39.43	8.87	48.3	78.2	54	-5.7	V
Remark: Factor(dB)=Ant. Factor+Cable Loss-Amp. Factor									

802.11 ac HT40	CH	Freq. (MHz)	Read_level (dBuV/m)	Factor (dB)	Peak (dBuV/m)	Limit (dBuV/m) (Peak)	Limit (dBuV/m) (Avg)	Over	Ant. Pol. H/V
Band 1 &Band 2A	Lowest	5150	45.23	5.82	51.05	68.2	54	-2.95	H
		5150	41.39	5.82	47.21	68.2	54	-6.79	V
	Highest	5350	43.24	6.17	49.41	68.2	54	-4.59	H
		5350	39.35	6.17	45.52	68.2	54	-8.48	V
Band2C	Lowest	5470	43.28	8.21	51.49	68.2	54	-2.51	H
		5470	43.22	8.21	51.43	68.2	54	-2.57	V
	Highest	5725	42.67	8.58	51.25	68.2	54	-2.75	H
		5725	41.17	8.58	49.75	68.2	54	-4.25	V
Band 3	Lowest	5745	41.75	8.61	50.36	78.2	54	-3.64	H
		5745	40.06	8.61	48.67	78.2	54	-5.33	V
	Highest	5850	42.36	8.87	51.23	78.2	54	-2.77	H
		5850	40.18	8.87	49.05	78.2	54	-4.95	V

## 6.8. Spurious Emission

### 6.8.1. Restrict Bands Measurement

#### 6.8.1.1. Test Specification

Test Requirement:	FCC CFR47 Part 15 Section 15.407 & 15.209 & 15.205																		
Test Method:	KDB 789033 D02 v02																		
Frequency Range:	Band 1 & 2A: 4.5 GHz to 5.15 GHz and 5.35GHz to 5.46GHz Band 2C & 3: 5.35 GHz to 5.46 GHz																		
Measurement Distance:	3 m																		
Antenna Polarization:	Horizontal & Vertical																		
Operation mode:	Transmitting mode with modulation																		
Receiver Setup:	<table><tr><td>Frequency</td><td>Detector</td><td>RBW</td><td>VBW</td><td>Remark</td></tr><tr><td rowspan="2">Above 1GHz</td><td>Peak</td><td>1MHz</td><td>3MHz</td><td>Peak Value</td></tr><tr><td>RMS</td><td>1MHz</td><td>3MHz</td><td>Average Value</td></tr></table>					Frequency	Detector	RBW	VBW	Remark	Above 1GHz	Peak	1MHz	3MHz	Peak Value	RMS	1MHz	3MHz	Average Value
Frequency	Detector	RBW	VBW	Remark															
Above 1GHz	Peak	1MHz	3MHz	Peak Value															
	RMS	1MHz	3MHz	Average Value															
Limit:	<table><tr><td>Frequency</td><td>Limit (dBuV/m @3m)</td><td>Remark</td></tr><tr><td rowspan="2">Above 1GHz</td><td>74</td><td>Peak Value</td></tr><tr><td>54</td><td>Average Value</td></tr></table>					Frequency	Limit (dBuV/m @3m)	Remark	Above 1GHz	74	Peak Value	54	Average Value						
Frequency	Limit (dBuV/m @3m)	Remark																	
Above 1GHz	74	Peak Value																	
	54	Average Value																	
Test setup:	<p>Above 1GHz</p> 																		
Test Procedure:	<p>1. The testing follows FCC KDB Publication No. 789033 D02 General UNII Test Procedures New Rules v02. Section G) Unwanted emissions measurement.</p> <p>2. For the radiated emission test below 1GHz:</p> <p>The EUT was placed on a turntable with 0.8 meter above ground. The EUT was set 3 meters from the interference receiving antenna, which was mounted on the top of a variable height antenna tower. The EUT was arranged to its worst case and then tune the antenna tower (from 1 m to 4 m) and turntable</p>																		

	<p>(from 0 degree to 360 degrees) to find the maximum reading. A pre-amp and a high PASS filter are used for the test in order to get better signal level.</p> <p>For the radiated emission test above 1GHz: Place the measurement antenna on a turntable with 1.5 meter above ground, which is away from each area of the EUT determined to be a source of emissions at the specified measurement distance, while keeping the measurement antenna aimed at the source of emissions at each frequency of significant emissions, with polarization oriented for maximum response. The measurement antenna may have to be higher or lower than the EUT, depending on the radiation pattern of the emission and staying aimed at the emission source for receiving the maximum signal. The final measurement antenna elevation shall be that which maximizes the emissions. The measurement antenna elevation for maximum emissions shall be restricted to a range of heights of from 1 m to 4 m above the ground or reference ground plane.</p> <p>3. Corrected Reading: Antenna Factor + Cable Loss + Read Level - Preamp Factor = Level</p> <p>4. For measurement below 1GHz, If the emission level of the EUT measured by the peak detector is 3 dB lower than the applicable limit, the peak emission level will be reported. Otherwise, the emission measurement will be repeated using the quasi-peak detector and reported.</p> <p>5. Use the following spectrum analyzer settings:</p> <ul style="list-style-type: none"> <li>(1) Span shall wide enough to fully capture the emission being measured;</li> <li>(2) Set RBW=100 kHz for <math>f &lt; 1</math> GHz; VBW <math>\geq</math> RBW; Sweep = auto; Detector function = peak; Trace = max hold;</li> <li>(3) Set RBW = 1 MHz, VBW= 3MHz for <math>f &gt; 1</math> GHz for peak measurement.</li> </ul> <p>For average measurement: VBW = 10 Hz, when duty cycle is no less than 98 percent. VBW <math>\geq 1/T</math>, when duty cycle is less than 98 percent where T is the minimum transmission duration over which the transmitter is on and is transmitting at its maximum power control level for the tested mode of operation.</p> <p>(4) A 5.8GHz high -PASS filter is used during radiated emissions above 1GHz measurement.</p>
<b>Test results:</b>	PASS

### 6.8.1.1 Test Instruments

Radiated Emission Test Site (966)				
Name of Equipment	Manufacturer	Model	Serial Number	Calibration Due
Test Receiver	ROHDE&SCHW ARZ	ESVD	100008	Sep. 27, 2018
Spectrum Analyzer	ROHDE&SCHW ARZ	FSQ	200061	Sep. 27, 2018
Spectrum Analyzer	ROHDE&SCHW ARZ	FSP40	100056	Sep. 27, 2018
Spectrum Analyzer	Agilent	N9020A	MY49100060	Sep. 27, 2018
Pre-amplifier	EM Electronics Corporation CO.,LTD	EM30265	07032613	Sep. 27, 2018
Pre-amplifier	HP	8447D	2727A05017	Sep. 27, 2018
Loop antenna	ZHINAN	ZN30900A	12024	Sep. 27, 2018
Broadband Antenna	Schwarzbeck	VULB9163	340	Sep. 27, 2018
Horn Antenna	Schwarzbeck	BBHA 9120D	631	Sep. 27, 2018
Horn Antenna	Schwarzbeck	BBH 9170	582	Sep. 27, 2018
Coax cable (9KHz-1GHz)	TCT	RE-low-01	N/A	Sep. 27, 2018
Coax cable (9KHz-40GHz)	TCT	RE-high-02	N/A	Sep. 27, 2018
Coax cable (9KHz-1GHz)	TCT	RE-low-03	N/A	Sep. 27, 2018
Coax cable (9KHz-40GHz)	TCT	RE-high-04	N/A	Sep. 27, 2018
Antenna Mast	Keleto	CC-A-4M	N/A	N/A
EMI Test Software	Shurple Technology	EZ-EMC	N/A	N/A

**Note:** The calibration interval of the above test instruments is 12 months and the calibrations are traceable to international system unit (SI).

### 6.8.1.2 Test Data

#### Restrict band around fundamental

11a CH36: 5180MHz									
Frequency (MHz)	Ant. Pol. H/V	Peak reading (dBμV)	AV reading (dBuV)	Correction Factor (dB/m)	Emission Level		Peak limit (dBμV/m)	AV limit (dBμV/m)	Margin (dB)
					Peak (dBμV/m)	AV (dBμV/m)			
5142.20	H	40.62	---	5.79	46.41	---	74	54	-7.59
5150.00	H	39.51	---	5.82	45.33	---	74	54	-8.67
5142.20	V	41.12	---	5.79	46.91	---	74	54	-7.09
5150.00	V	39.79	---	5.82	45.61	---	74	54	-8.39

11a CH64: 5320MHz									
Frequency (MHz)	Ant. Pol. H/V	Peak reading (dBμV)	AV reading (dBuV)	Correction Factor (dB/m)	Emission Level		Peak limit (dBμV/m)	AV limit (dBμV/m)	Margin (dB)
					Peak (dBμV/m)	AV (dBμV/m)			
5337.50	H	40.62	---	5.85	46.47	---	74	54	-7.53
5360.00	H	39.51	---	5.91	45.42	---	74	54	-8.58
5342.90	V	41.12	---	5.86	46.98	---	74	54	-7.02
5360.00	V	39.79	---	5.91	45.70	---	74	54	-8.30

11n (HT20) CH36: 5180MHz									
Frequency (MHz)	Ant. Pol. H/V	Peak reading (DbμV)	AV reading (dBuV)	Correction Factor (Db/m)	Emission Level		Peak limit (DbμV/m)	AV limit (DbμV/m)	Margin (Db)
					Peak (DbμV/m)	AV (DbμV/m)			
5142.20	H	42.31	---	5.79	48.1	---	74	54	-5.90
5150.00	H	40.55	---	5.82	46.37	---	74	54	-7.63
5142.20	V	41.81	---	5.79	47.6	---	74	54	-6.40
5150.00	V	43.25	---	5.82	49.07	---	74	54	-4.93

11n (HT20) CH64: 5320MHz									
Frequency (MHz)	Ant. Pol. H/V	Peak reading (DbμV)	AV reading (DbμV)	Correction Factor (Db/m)	Emission Level		Peak limit (DbμV/m)	AV limit (DbμV/m)	Margin (Db)
					Peak (DbμV/m)	AV (DbμV/m)			
5334.20	H	43.95	---	5.85	49.8	---	74	54	-4.2
5360.00	H	42.52	---	5.91	48.43	---	74	54	-5.57
5337.70	V	40.27	---	5.86	46.13	---	74	54	-7.87
5360.00	V	41.55	---	5.91	47.46	---	74	54	-6.54

11n(HT40) CH38: 5190MHz									
Frequency (MHz)	Ant. Pol. H/V	Peak reading (dBμV)	AV reading (dBuV)	Correction Factor (dB/m)	Emission Level		Peak limit (dBμV/m)	AV limit (dBμV/m)	Margin (dB)
					Peak (dBμV/m)	AV (dBμV/m)			
5135.98	H	44.12	---	5.80	49.92	---	74	54	-4.08
5150.00	H	42.25	---	5.82	48.07	---	74	54	-5.93
5135.98	V	41.17	---	5.80	46.97	---	74	54	-7.03
5150.00	V	42.52	---	5.82	48.34	---	74	54	-5.66

11n(HT40) CH62: 5310MHz									
Frequency (MHz)	Ant. Pol. H/V	Peak reading (dBμV)	AV reading (dBuV)	Correction Factor (dB/m)	Emission Level		Peak limit (dBμV/m)	AV limit (dBμV/m)	Margin (dB)
					Peak (dBμV/m)	AV (dBμV/m)			
5334.60	H	40.86	---	5.86	46.72	---	74	54	-7.28
5360.00	H	42.42	---	5.91	48.33	---	74	54	-5.67
5331.4	V	41.86	---	5.85	47.71	---	74	54	-6.29
5360.00	V	42.06	---	5.91	47.97	---	74	54	-6.03

11ac(HT20) CH36: 5180MHz									
Frequency (MHz)	Ant. Pol. H/V	Peak reading (dBμV)	AV reading (dBuV)	Correction Factor (dB/m)	Emission Level		Peak limit (dBμV/m)	AV limit (dBμV/m)	Margin (dB)
					Peak (dBμV/m)	AV (dBμV/m)			
5142.20	H	40.62	---	5.79	46.41	---	74	54	-7.59



5150.00	H	39.51	---	5.82	45.33	---	74	54	-8.67
5142.20	V	41.12	---	5.79	46.91	---	74	54	-7.09
5150.00	V	39.79	---	5.82	45.61	---	74	54	-8.39

11ac(HT20) CH64: 5320MHz

Frequency (MHz)	Ant. Pol. H/V	Peak reading (dBμV)	AV reading (dBuV)	Correction Factor (dB/m)	Emission Level		Peak limit (dBμV/m)	AV limit (dBμV/m)	Margin (dB)
					Peak (dBμV/m)	AV (dBμV/m)			
5332.4	H	41.63	---	5.85	47.48	---	74	54	-6.52
5360.00	H	40.35	---	5.91	46.26	---	74	54	-7.74
5331.3	V	40.67	---	5.86	46.53	---	74	54	-7.47
5360.00	V	39.57	---	5.91	45.48	---	74	54	-8.52

11ac(HT40) CH38: 5190MHz

Frequency (MHz)	Ant. Pol. H/V	Peak reading (dBμV)	AV reading (dBuV)	Correction Factor (dB/m)	Emission Level		Peak limit (dBμV/m)	AV limit (dBμV/m)	Margin (dB)
					Peak (dBμV/m)	AV (dBμV/m)			
5142.20	H	40.82	---	5.80	46.63	---	74	54	-7.37
5150.00	H	39.64	---	5.82	45.06	---	74	54	-8.94
5142.20	V	40.54	---	5.80	46.23	---	74	54	-7.77
5150.00	V	40.35	---	5.82	45.18	---	74	54	-8.82

11ac(HT40) CH62: 5310MHz

Frequency (MHz)	Ant. Pol. H/V	Peak reading (dBμV)	AV reading (dBuV)	Correction Factor (dB/m)	Emission Level		Peak limit (dBμV/m)	AV limit (dBμV/m)	Margin (dB)
					Peak (dBμV/m)	AV (dBμV/m)			
5333.40	H	41.35	---	5.86	47.21	---	74	54	-6.79
5360.00	H	39.61	---	5.91	45.52	---	74	54	-8.48
5340.50	V	40.34	---	5.85	46.19	---	74	54	-7.81
5360.00	V	39.35	---	5.91	45.26	---	74	54	-8.74

11a CH100: 5500MHz

Frequency (MHz)	Ant. Pol. H/V	Peak reading (dBμV)	AV reading (dBuV)	Correction Factor (dB/m)	Emission Level		Peak limit (dBμV/m)	AV limit (dBμV/m)	Margin (dB)
					Peak (dBμV/m)	AV (dBμV/m)			
5416.24	H	40.14	---	6.23	46.37	---	74	54	-7.63
5460.00	H	39.27	---	6.48	45.75	---	74	54	-8.25
5453.64	V	40.26	---	6.34	46.60	---	74	54	-7.40
5460.00	V	39.34	---	6.48	45.82	---	74	54	-8.18

11n CH100: 5500MHz

Frequency (MHz)	Ant. Pol. H/V	Peak reading (dBμV)	AV reading (dBuV)	Correction Factor (dB/m)	Emission Level		Peak limit (dBμV/m)	AV limit (dBμV/m)	Margin (dB)
					Peak (dBμV/m)	AV (dBμV/m)			
5423.60	H	40.34	---	6.25	46.59	---	74	54	-7.41
5460.00	H	39.34	---	6.48	45.82	---	74	54	-8.18
5446.40	V	40.35	---	6.31	46.66	---	74	54	-7.34
5460.00	V	39.27	---	6.48	45.75	---	74	54	-8.25

11n(HT40) CH102: 5510MHz

Frequency (MHz)	Ant. Pol. H/V	Peak reading (dBμV)	AV reading (dBuV)	Correction Factor (dB/m)	Emission Level		Peak limit (dBμV/m)	AV limit (dBμV/m)	Margin (dB)
					Peak (dBμV/m)	AV (dBμV/m)			
5427.30	H	40.35	---	6.25	46.60	---	74	54	-7.40
5460.00	H	39.46	---	6.48	45.94	---	74	54	-8.06
5434.10	V	40.64	---	6.32	46.96	---	74	54	-7.04
5460.00	V	39.43	---	6.48	45.91	---	74	54	-8.09

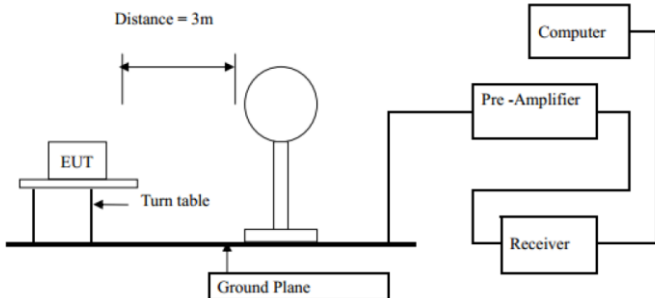
11ac CH100: 5500MHz

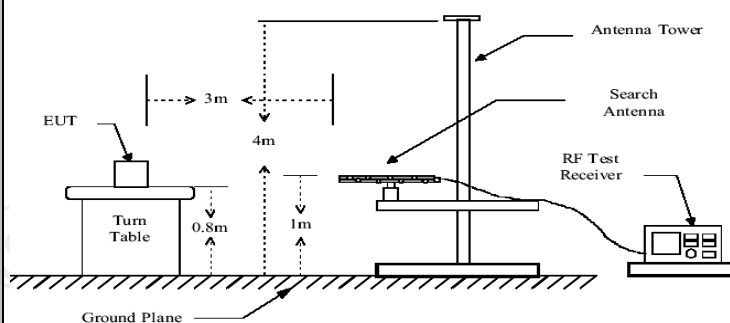
Frequency (MHz)	Ant. Pol. H/V	Peak reading (dBμV)	AV reading (dBuV)	Correction Factor (dB/m)	Emission Level		Peak limit (dBμV/m)	AV limit (dBμV/m)	Margin (dB)
					Peak (dBμV/m)	AV (dBμV/m)			
5435.40	H	40.54	---	6.29	46.83	---	74	54	-7.17
5460.00	H	39.31	---	6.48	45.79	---	74	54	-8.21
5428.64	V	40.39	---	6.25	46.64	---	74	54	-7.36

5460.00	V	39.47	---	6.48	45.95	---	74	54	-8.05
11ac(HT40) CH102: 5510MHz									
Frequency (MHz)	Ant. Pol. H/V	Peak reading (dBμV)	AV reading (dBuV)	Correction Factor (dB/m)	Emission Level		Peak limit (dBμV/m)	AV limit (dBμV/m)	Margin (dB)
					Peak (dBμV/m)	AV (dBμV/m)			
5434.40	H	40.46	---	6.28	46.74	---	74	54	-7.26
5460.00	H	39.37	---	6.48	45.85	---	74	54	-8.15
5428.67	V	40.57	---	6.25	46.82	---	74	54	-7.18
5460.00	V	39.35	---	6.48	45.83	---	74	54	-8.17

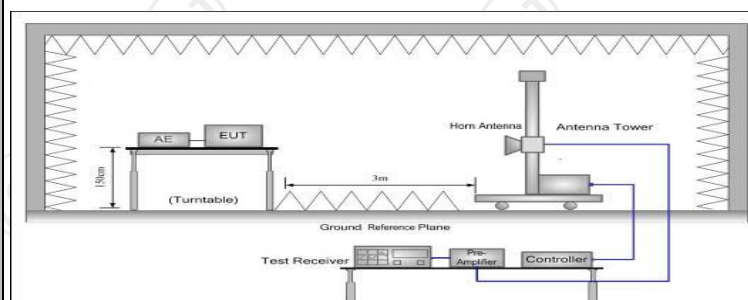
## 6.8.2. Unwanted Emissions out of the Restricted Bands

### 6.8.2.1. Test Specification

Test Requirement:	FCC CFR47 Part 15 Section 15.407 & 15.209 & 15.205				
Test Method:	KDB 789033 D02 v02				
Frequency Range:	9kHz to 40GHz				
Measurement Distance:	3 m				
Antenna Polarization:	Horizontal & Vertical				
Operation mode:	Transmitting mode with modulation				
Receiver Setup:	Frequency	Detector	RBW	VBW	Remark
	9kHz- 150kHz	Quasi-peak	200Hz	1kHz	Quasi-peak Value
	150kHz- 30MHz	Quasi-peak	9kHz	30kHz	Quasi-peak Value
	30MHz-1GHz	Quasi-peak	100KHz	300KHz	Quasi-peak Value
	Above 1GHz	Peak	1MHz	3MHz	Peak Value
Peak		1MHz	10Hz	Average Value	
Limit:	Unwanted spurious emissions fallen in restricted bands per FCC Part15.205 shall comply with the general field strength limits set forth in § 15.209 as below table,				
	Frequency	Field Strength (microvolts/meter)		Measurement Distance (meters)	
	0.009-0.490	2400/F(KHz)		300	
	0.490-1.705	24000/F(KHz)		30	
	1.705-30	30		30	
	30-88	100		3	
	88-216	150		3	
	216-960	200		3	
	Above 960	500		3	
	Frequency	Limit (dBuV/m @3m)		Detector	
Above 1G	74.0		Peak		
	54.0		Average		
Test setup:	For radiated emissions below 30MHz				
					
	30MHz to 1GHz				



Above 1GHz



# Test Procedure:

1. The EUT was placed on the top of a rotating table 0.8 meters above the ground at a 3 meter camber. The table was rotated 360 degrees to determine the position of the highest radiation.
2. The EUT was set 3 meters away from the interference-receiving antenna, which was mounted on the top of a variable-height antenna tower.
3. The antenna height is varied from one meter to four meters above the ground to determine the maximum value of the field strength. Both horizontal and vertical polarizations of the antenna are set to make the measurement.
4. For each suspected emission, the EUT was arranged to its worst case and then the antenna was tuned to heights from 1 meter to 4 meters and the rotating table was turned from 0 degrees to 360 degrees to find the maximum reading.
5. The test-receiver system was set to Peak Detect Function and Specified Bandwidth with Maximum Hold Mode.
6. If the emission level of the EUT in peak mode was 10dB lower than the limit specified, then testing could be stopped and the peak values of the EUT would be reported. Otherwise the emissions that did not have 10dB margin would be re-tested one by one using peak, quasi-peak or average method as specified and then reported in a data sheet.

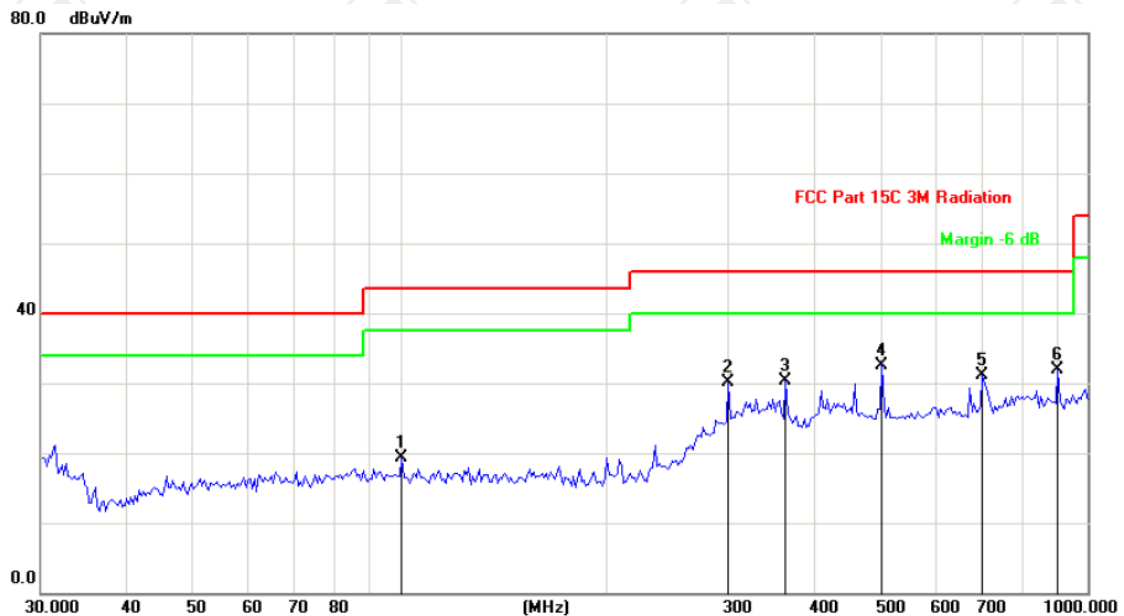
# Test results:

PASS

## 6.8.3. Test Data

Please refer to following diagram for individual  
Below 1GHz

Horizontal:



Site

Polarization: **Horizontal**

Temperature: 25

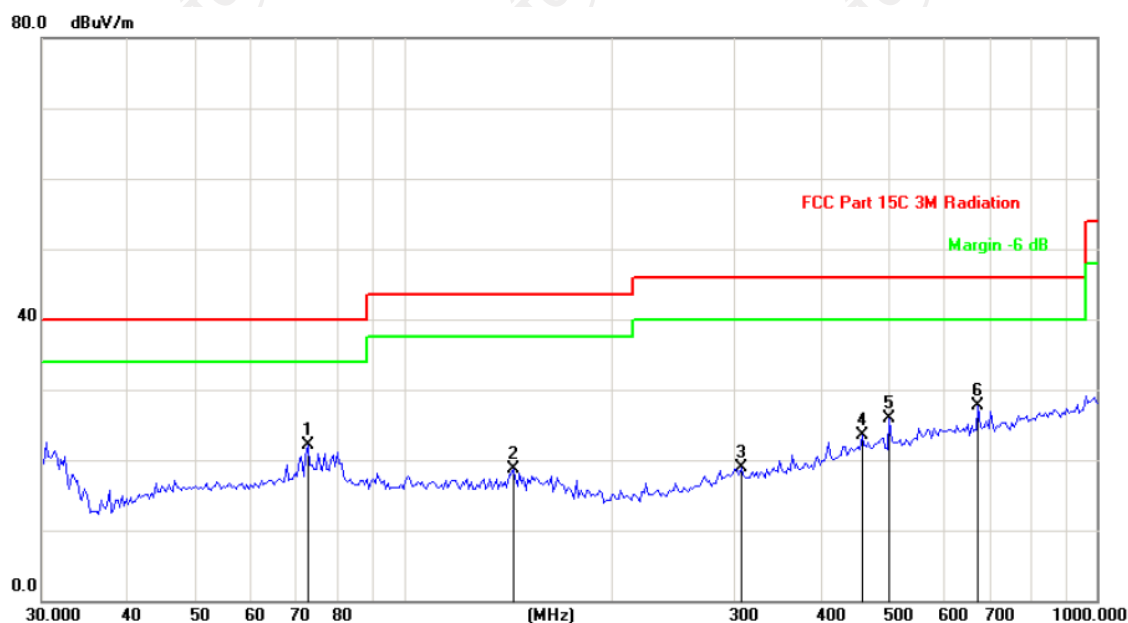
Limit: FCC Part 15C 3M Radiation

Power:

Humidity: 55 %

No.	Mk.	Freq. MHz	Reading Level dBuV	Correct Factor dB	Measure- ment dBuV/m	Limit dB/m	Over dB	Antenna Height cm	Table Degree degree	Comment
1		100.4711	32.09	-12.83	19.26	43.50	-24.24	peak		
2		300.6988	41.00	-10.91	30.09	46.00	-15.91	peak		
3		363.5230	39.91	-9.55	30.36	46.00	-15.64	peak		
4	*	502.2472	39.35	-6.75	32.60	46.00	-13.40	peak		
5		703.7314	35.79	-4.62	31.17	46.00	-14.83	peak		
6		906.3038	34.14	-2.22	31.92	46.00	-14.08	peak		

Vertical:



Site: Polarization: **Vertical** Temperature: 25  
Limit: FCC Part 15C 3M Radiation Power: Humidity: 55 %

No.	Mk.	Freq. MHz	Reading Level dBuV	Correct Factor dB	Measure- ment dBuV/m	Limit dB/m	Over dB	Antenna Height cm	Table Degree degree	Comment
1	*	72.7202	39.76	-17.56	22.20	40.00	-17.80	peak		
2		143.7760	35.85	-17.13	18.72	43.50	-24.78	peak		
3		307.1051	29.68	-10.77	18.91	46.00	-27.09	peak		
4		458.3987	31.17	-7.61	23.56	46.00	-22.44	peak		
5		502.2472	32.69	-6.75	25.94	46.00	-20.06	peak		
6		674.6766	32.43	-4.73	27.70	46.00	-18.30	peak		

**Note:** 1. The low frequency, which started from 9KHz~30MHz, was pre-scanned and the result which was 20dB lower than the limit line per 15.31(o) was not reported

2. Measurements were conducted in all three channels (high, middle, low) and all modulation (802.11a, 802.11n(HT20), 802.11n(HT40), 802.11ac(HT20), 802.11ac(HT40) 802.11ac(HT80), and the worst case Mode (Lowest channel and 802.11n(HT20)) was submitted only.



Modulation Type: Band 1									
11a CH36: 5180MHz									
Frequency (MHz)	Ant. Pol. H/V	Peak reading (dBμV)	AV reading (dBμV)	Correction Factor (dB/m)	Emission Level		Peak limit (dBμV/m)	AV limit (dBμV/m)	Margin (dB)
					Peak (dBμV/m)	AV (dBμV/m)			
10360	H	41.47	---	8.02	49.49	---	74	54	-4.51
15540	H	42.51	---	9.87	52.38	---	74	54	-1.62
---	H	---	---	---	---	---	---	---	---
10360	V	40.87	---	8.02	48.89	---	74	54	-5.11
15540	V	42.31	---	9.87	52.18	---	74	54	-1.82
---	V	---	---	---	---	---	---	---	---
11a CH40: 5200MHz									
Frequency (MHz)	Ant. Pol. H/V	Peak reading (dBμV)	AV reading (dBμV)	Correction Factor (dB/m)	Emission Level		Peak limit (dBμV/m)	AV limit (dBμV/m)	Margin (dB)
					Peak (dBμV/m)	AV (dBμV/m)			
10400	H	40.36	---	7.97	48.33	---	74	54	-5.67
15600	H	41.76	---	9.83	51.59	---	74	54	-2.41
---	H	---	---	---	---	---	---	---	---
10400	V	41.41	---	7.97	49.38	---	74	54	-4.62
15600	V	40.36	---	9.83	50.19	---	74	54	-3.81
---	V	---	---	---	---	---	---	---	---
11a CH48: 5240MHz									
Frequency (MHz)	Ant. Pol. H/V	Peak reading (dBμV)	AV reading (dBμV)	Correction Factor (dB/m)	Emission Level		Peak limit (dBμV/m)	AV limit (dBμV/m)	Margin (dB)
					Peak (dBμV/m)	AV (dBμV/m)			
10480	H	40.36	---	7.97	48.33	---	74	54	-5.67
15720	H	41.76	---	9.83	51.59	---	74	54	-2.41
---	H	---	---	---	---	---	---	---	---
10480	V	41.41	---	7.97	49.38	---	74	54	-4.62
15720	V	40.36	---	9.83	50.19	---	74	54	-3.81
---	V	---	---	---	---	---	---	---	---
11n(HT20) CH36: 5180MHz									
Frequency (MHz)	Ant. Pol. H/V	Peak reading (dBμV)	AV reading (dBμV)	Correction Factor (dB/m)	Emission Level		Peak limit (dBμV/m)	AV limit (dBμV/m)	Margin (dB)
					Peak (dBμV/m)	AV (dBμV/m)			
10360	H	41.38	---	8.02	49.40	---	74	54	-4.6
15540	H	42.45	---	9.87	52.32	---	74	54	-1.68
---	H	---	---	---	---	---	---	---	---
10360	V	40.62	---	8.02	48.64	---	74	54	-5.36
15540	V	41.98	---	9.87	51.85	---	74	54	-2.15
---	V	---	---	---	---	---	---	---	---
11n(HT20) CH40: 5200MHz									
Frequency (MHz)	Ant. Pol. H/V	Peak reading (dBμV)	AV reading (dBμV)	Correction Factor (dB/m)	Emission Level		Peak limit (dBμV/m)	AV limit (dBμV/m)	Margin (dB)
					Peak (dBμV/m)	AV (dBμV/m)			
10400	H	40.36	---	7.97	48.22	---	74	54	-5.78
15600	H	41.76	---	9.83	51.36	---	74	54	-2.64
---	H	---	---	---	---	---	---	---	---
10400	V	41.25	---	7.97	49.22	---	74	54	-4.78
15600	V	40.22	---	9.83	50.05	---	74	54	-3.95
---	V	---	---	---	---	---	---	---	---
11n(HT20) CH48: 5240MHz									

Frequency (MHz)	Ant. Pol. H/V	Peak reading (dBμV)	AV reading (dBμV)	Correction Factor (dB/m)	Emission Level		Peak limit (dBμV/m)	AV limit (dBμV/m)	Margin (dB)
					Peak (dBμV/m)	AV (dBμV/m)			
10480	H	40.36	---	7.97	48.33	---	74	54	-5.67
15720	H	41.76	---	9.83	51.59	---	74	54	-2.41
---	H	---	---	---	---	---	---	---	---
10480	V	41.19	---	7.97	49.16	---	74	54	-4.84
15720	V	40.31	---	9.83	50.14	---	74	54	-3.86
---	V	---	---	---	---	---	---	---	---

## 11n(HT40)CH38: 5190MHz

Frequency (MHz)	Ant. Pol. H/V	Peak reading (dBμV)	AV reading (dBμV)	Correction Factor (dB/m)	Emission Level		Peak limit (dBμV/m)	AV limit (dBμV/m)	Margin (dB)
					Peak (dBμV/m)	AV (dBμV/m)			
10380	H	39.41	---	7.75	47.16	---	74	54	-6.84
15570	H	40.62	---	9.87	50.49	---	74	54	-3.51
---	H	---	---	---	---	---	---	---	---
10380	V	40.33	---	7.75	48.08	---	74	54	-5.92
15570	V	42.17	---	9.87	52.04	---	74	54	-1.96
---	V	---	---	---	---	---	---	---	---

## 11n(HT40)CH46: 5230MHz

Frequency (MHz)	Ant. Pol. H/V	Peak reading (dBμV)	AV reading (dBμV)	Correction Factor (dB/m)	Emission Level		Peak limit (dBμV/m)	AV limit (dBμV/m)	Margin (dB)
					Peak (dBμV/m)	AV (dBμV/m)			
10460	H	42.31	---	7.97	50.28	---	74	54	-3.72
15690	H	41.18	---	9.83	51.01	---	74	54	-2.99
---	H	---	---	---	---	---	---	---	---
10460	V	41.82	---	7.97	49.79	---	74	54	-4.21
15690	V	40.79	---	9.83	50.62	---	74	54	-3.38
---	V	---	---	---	---	---	---	---	---

## 11ac(HT20) CH36: 5180MHz

Frequency (MHz)	Ant. Pol. H/V	Peak reading (dBμV)	AV reading (dBμV)	Correction Factor (dB/m)	Emission Level		Peak limit (dBμV/m)	AV limit (dBμV/m)	Margin (dB)
					Peak (dBμV/m)	AV (dBμV/m)			
10360	H	41.36	---	8.02	49.38	---	74	54	-4.62
15540	H	42.38	---	9.87	52.25	---	74	54	-1.75
---	H	---	---	---	---	---	---	---	---
10360	V	40.81	---	8.02	48.83	---	74	54	-5.17
15540	V	42.16	---	9.87	52.03	---	74	54	-1.97
---	V	---	---	---	---	---	---	---	---

## 11ac(HT20) CH40: 5200MHz

Frequency (MHz)	Ant. Pol. H/V	Peak reading (dBμV)	AV reading (dBμV)	Correction Factor (dB/m)	Emission Level		Peak limit (dBμV/m)	AV limit (dBμV/m)	Margin (dB)
					Peak (dBμV/m)	AV (dBμV/m)			
10400	H	40.14	---	7.97	48.11	---	74	54	-5.89
15600	H	41.53	---	9.83	51.36	---	74	54	-2.64
---	H	---	---	---	---	---	---	---	---
10400	V	41.41	---	7.97	49.38	---	74	54	-4.62
15600	V	40.36	---	9.83	50.19	---	74	54	-3.81
---	V	---	---	---	---	---	---	---	---

11ac(HT20) CH48: 5240MHz									
Frequency (MHz)	Ant. Pol. H/V	Peak reading (dBμV)	AV reading (dBμV)	Correction Factor (dB/m)	Emission Level		Peak limit (dBμV/m)	AV limit (dBμV/m)	Margin (dB)
					Peak (dBμV/m)	AV (dBμV/m)			
10480	H	39.37	---	7.97	47.34	---	74	54	-6.66
15720	H	40.55	---	9.83	50.38	---	74	54	-3.62
---	H	---	---	---	---	---	---	---	---
10480	V	40.18	---	7.97	48.15	---	74	54	-5.85
15720	V	42.11	---	9.83	51.94	---	74	54	-2.06
---	V	---	---	---	---	---	---	---	---
11ac(HT40) CH38: 5190MHz									
Frequency (MHz)	Ant. Pol. H/V	Peak reading (dBμV)	AV reading (dBμV)	Correction Factor (dB/m)	Emission Level		Peak limit (dBμV/m)	AV limit (dBμV/m)	Margin (dB)
					Peak (dBμV/m)	AV (dBμV/m)			
10380	H	39.35	---	7.75	47.1	---	74	54	-6.9
15570	H	40.42	---	9.87	50.29	---	74	54	-3.71
---	H	---	---	---	---	---	---	---	---
10380	V	40.16	---	7.75	47.91	---	74	54	-6.09
15570	V	42.05	---	9.87	51.92	---	74	54	-2.08
---	V	---	---	---	---	---	---	---	---
11ac(HT40) CH46: 5230MHz									
Frequency (MHz)	Ant. Pol. H/V	Peak reading (dBμV)	AV reading (dBμV)	Correction Factor (dB/m)	Emission Level		Peak limit (dBμV/m)	AV limit (dBμV/m)	Margin (dB)
					Peak (dBμV/m)	AV (dBμV/m)			
10460	H	41.68	---	7.97	49.65	---	74	54	-4.35
15690	H	40.81	---	9.83	50.64	---	74	54	-3.36
---	H	---	---	---	---	---	---	---	---
10460	V	41.75	---	7.97	49.72	---	74	54	-4.28
15690	V	40.59	---	9.83	50.42	---	74	54	-3.58
---	V	---	---	---	---	---	---	---	---

**Note:**

1. Emission Level=Peak Reading + Correction Factor; Correction Factor= Antenna Factor + Cable loss – Pre-amplifier
2. Margin (dB) = Emission Level (Peak) (dBμV/m)-Average limit (dBμV/m)
3. The emission levels of other frequencies are very lower than the limit and not show in test report.
4. Measurements were conducted from 1 GHz to the 10th harmonic of highest fundamental frequency. The highest test frequency is 40GHz.
5. Data of measurement shown “---“in the above table mean that the reading of emissions is attenuated more than 20 dB below the limits or the field strength is too small to be measured.

Modulation Type: Band 2A									
11a CH52: 5260MHz									
Frequency (MHz)	Ant. Pol. H/V	Peak reading (dBμV)	AV reading (dBμV)	Correction Factor (dB/m)	Emission Level		Peak limit (dBμV/m)	AV limit (dBμV/m)	Margin (dB)
					Peak (dBμV/m)	AV (dBμV/m)			
10520	H	41.39	---	7.97	49.36	---	74	54	-4.64
15780	H	42.47	---	9.83	52.3	---	74	54	-1.7
---	H	---	---	---	---	---	---	---	---
10520	V	40.68	---	7.97	48.65	---	74	54	-5.35
15780	V	42.26	---	9.83	52.09	---	74	54	-1.91
---	V	---	---	---	---	---	---	---	---
11a CH60: 5300MHz									
Frequency (MHz)	Ant. Pol. H/V	Peak reading (dBμV)	AV reading (dBμV)	Correction Factor (dB/m)	Emission Level		Peak limit (dBμV/m)	AV limit (dBμV/m)	Margin (dB)
					Peak (dBμV/m)	AV (dBμV/m)			
10600	H	40.28	---	7.98	48.26	---	74	54	-5.74
15900	H	41.39	---	9.85	51.24	---	74	54	-2.76
---	H	---	---	---	---	---	---	---	---
10600	V	40.89	---	7.98	48.87	---	74	54	-5.13
15900	V	40.24	---	9.85	50.09	---	74	54	-3.91
---	V	---	---	---	---	---	---	---	---
11a CH64: 5320MHz									
Frequency (MHz)	Ant. Pol. H/V	Peak reading (dBμV)	AV reading (dBμV)	Correction Factor (dB/m)	Emission Level		Peak limit (dBμV/m)	AV limit (dBμV/m)	Margin (dB)
					Peak (dBμV/m)	AV (dBμV/m)			
10640	H	40.18	---	7.98	48.16	---	74	54	-5.84
15960	H	41.51	---	9.85	51.36	---	74	54	-2.64
---	H	---	---	---	---	---	---	---	---
10640	V	41.25	---	7.98	49.23	---	74	54	-4.77
15960	V	40.61	---	9.85	50.46	---	74	54	-3.54
---	V	---	---	---	---	---	---	---	---
11n(HT20) C52: 5260MHz									
Frequency (MHz)	Ant. Pol. H/V	Peak reading (dBμV)	AV reading (dBμV)	Correction Factor (dB/m)	Emission Level		Peak limit (dBμV/m)	AV limit (dBμV/m)	Margin (dB)
					Peak (dBμV/m)	AV (dBμV/m)			
10520	H	41.47	---	7.97	49.44	---	74	54	-4.56
15780	H	42.51	---	9.83	52.34	---	74	54	-1.66
---	H	---	---	---	---	---	---	---	---
10520	V	40.87	---	7.97	48.84	---	74	54	-5.16
15780	V	42.31	---	9.83	52.14	---	74	54	-1.86
---	V	---	---	---	---	---	---	---	---
11n(HT20) CH60: 5300MHz									
Frequency (MHz)	Ant. Pol. H/V	Peak reading (dBμV)	AV reading (dBμV)	Correction Factor (dB/m)	Emission Level		Peak limit (dBμV/m)	AV limit (dBμV/m)	Margin (dB)
					Peak (dBμV/m)	AV (dBμV/m)			
10600	H	41.51	---	7.98	49.49	---	74	54	-4.51
15900	H	42.29	---	9.85	52.14	---	74	54	-1.86
---	H	---	---	---	---	---	---	---	---
10600	V	40.67	---	7.98	48.65	---	74	54	-5.35
15900	V	42.18	---	9.85	52.03	---	74	54	-1.97
---	V	---	---	---	---	---	---	---	---
11n(HT20) CH64: 5320MHz									

Frequency (MHz)	Ant. Pol. H/V	Peak reading (dBμV)	AV reading (dBμV)	Correction Factor (dB/m)	Emission Level		Peak limit (dBμV/m)	AV limit (dBμV/m)	Margin (dB)
					Peak (dBμV/m)	AV (dBμV/m)			
10640	H	40.18	---	7.98	48.16	---	74	54	-5.84
15960	H	41.57	---	9.85	51.42	---	74	54	-2.58
---	H	---	---	---	---	---	---	---	---
10640	V	41.22	---	7.98	49.2	---	74	54	-4.8
15960	V	40.32	---	9.85	50.17	---	74	54	-3.83
---	V	---	---	---	---	---	---	---	---

11n(HT40)CH54: 5270MHz

Frequency (MHz)	Ant. Pol. H/V	Peak reading (dBμV)	AV reading (dBμV)	Correction Factor (dB/m)	Emission Level		Peak limit (dBμV/m)	AV limit (dBμV/m)	Margin (dB)
					Peak (dBμV/m)	AV (dBμV/m)			
10540	H	39.54	---	7.97	47.51	---	74	54	-6.49
15810	H	40.52	---	9.83	50.35	---	74	54	-3.65
---	H	---	---	---	---	---	---	---	---
10540	V	40.36	---	7.97	48.33	---	74	54	-5.67
15810	V	42.17	---	9.83	52	---	74	54	-2.00
---	V	---	---	---	---	---	---	---	---

11n(HT40)CH62: 5310MHz

Frequency (MHz)	Ant. Pol. H/V	Peak reading (dBμV)	AV reading (dBμV)	Correction Factor (dB/m)	Emission Level		Peak limit (dBμV/m)	AV limit (dBμV/m)	Margin (dB)
					Peak (dBμV/m)	AV (dBμV/m)			
10620	H	42.17	---	7.98	50.15	---	74	54	-3.85
15930	H	40.89	---	9.85	50.74	---	74	54	-3.26
---	H	---	---	---	---	---	---	---	---
10620	V	41.54	---	7.98	49.52	---	74	54	-4.48
15930	V	40.8	---	9.85	50.65	---	74	54	-3.35
---	V	---	---	---	---	---	---	---	---

11ac(HT20) C52: 5260MHz

Frequency (MHz)	Ant. Pol. H/V	Peak reading (dBμV)	AV reading (dBμV)	Correction Factor (dB/m)	Emission Level		Peak limit (dBμV/m)	AV limit (dBμV/m)	Margin (dB)
					Peak (dBμV/m)	AV (dBμV/m)			
10520	H	41.35	---	7.97	49.32	---	74	54	-4.68
15780	H	42.43	---	9.83	52.26	---	74	54	-1.74
---	H	---	---	---	---	---	---	---	---
10520	V	40.64	---	7.97	48.61	---	74	54	-5.39
15780	V	42.11	---	9.83	51.94	---	74	54	-2.06
---	V	---	---	---	---	---	---	---	---

11ac(HT20) CH60: 5300MHz

Frequency (MHz)	Ant. Pol. H/V	Peak reading (dBμV)	AV reading (dBμV)	Correction Factor (dB/m)	Emission Level		Peak limit (dBμV/m)	AV limit (dBμV/m)	Margin (dB)
					Peak (dBμV/m)	AV (dBμV/m)			
10600	H	40.33	---	7.98	48.31	---	74	54	-5.69
15900	H	40.58	---	9.85	50.43	---	74	54	-3.57
---	H	---	---	---	---	---	---	---	---
10600	V	41.36	---	7.98	49.34	---	74	54	-4.66
15900	V	40.21	---	9.85	50.06	---	74	54	-3.94
---	V	---	---	---	---	---	---	---	---

11ac(HT20) CH64: 5320MHz									
Frequency (MHz)	Ant. Pol. H/V	Peak reading (dBμV)	AV reading (dBμV)	Correction Factor (dB/m)	Emission Level		Peak limit (dBμV/m)	AV limit (dBμV/m)	Margin (dB)
					Peak (dBμV/m)	AV (dBμV/m)			
10640	H	40.18	---	7.98	48.16	---	74	54	-5.84
15960	H	40.55	---	9.85	50.4	---	74	54	-3.6
---	H	---	---	---	---	---	---	---	---
10640	V	41.06	---	7.98	49.04	---	74	54	-4.96
15960	V	40.17	---	9.85	50.02	---	74	54	-3.98
---	V	---	---	---	---	---	---	---	---
11ac(HT40) CH54: 5270MHz									
Frequency (MHz)	Ant. Pol. H/V	Peak reading (dBμV)	AV reading (dBμV)	Correction Factor (dB/m)	Emission Level		Peak limit (dBμV/m)	AV limit (dBμV/m)	Margin (dB)
					Peak (dBμV/m)	AV (dBμV/m)			
10540	H	40.28	---	7.97	48.25	---	74	54	-5.75
15810	H	40.69	---	9.83	50.52	---	74	54	-3.48
---	H	---	---	---	---	---	---	---	---
10540	V	40.42	---	7.97	48.39	---	74	54	-5.61
15810	V	41.64	---	9.83	51.47	---	74	54	-2.53
---	V	---	---	---	---	---	---	---	---
11ac(HT40) CH60: 5310MHz									
Frequency (MHz)	Ant. Pol. H/V	Peak reading (dBμV)	AV reading (dBμV)	Correction Factor (dB/m)	Emission Level		Peak limit (dBμV/m)	AV limit (dBμV/m)	Margin (dB)
					Peak (dBμV/m)	AV (dBμV/m)			
10620	H	41.64	---	7.98	49.62	---	74	54	-4.38
15930	H	41.06	---	9.85	50.91	---	74	54	-3.09
---	H	---	---	---	---	---	---	---	---
10620	V	41.25	---	7.98	49.23	---	74	54	-4.77
15930	V	40.57	---	9.85	50.42	---	74	54	-3.58
---	V	---	---	---	---	---	---	---	---

**Note:**

1. Emission Level=Peak Reading + Correction Factor; Correction Factor= Antenna Factor + Cable loss – Pre-amplifier
2. Margin (dB) = Emission Level (Peak) (dBμV/m)-Average limit (dBμV/m)
3. The emission levels of other frequencies are very lower than the limit and not show in test report.
4. Measurements were conducted from 1 GHz to the 10th harmonic of highest fundamental frequency. The highest test frequency is 40GHz.
5. Data of measurement shown “---“in the above table mean that the reading of emissions is attenuated more than 20 dB below the limits or the field strength is too small to be measured.



Modulation Type: Band 2C									
11a CH100: 5500MHz									
Frequency (MHz)	Ant. Pol. H/V	Peak reading (dBμV)	AV reading (dBμV)	Correction Factor (dB/m)	Emission Level		Peak limit (dBμV/m)	AV limit (dBμV/m)	Margin (dB)
					Peak (dBμV/m)	AV (dBμV/m)			
11000	H	40.35	---	8.03	48.38	---	74	54	-5.62
16500	H	41.67	---	9.76	51.43	---	74	54	-2.57
---	H	---	---	---	---	---	---	---	---
11000	V	40.57	---	8.03	48.6	---	74	54	-5.4
16500	V	41.36	---	9.76	51.12	---	74	54	-2.88
---	V	---	---	---	---	---	---	---	---
11a CH120: 5600MHz									
Frequency (MHz)	Ant. Pol. H/V	Peak reading (dBμV)	AV reading (dBμV)	Correction Factor (dB/m)	Emission Level		Peak limit (dBμV/m)	AV limit (dBμV/m)	Margin (dB)
					Peak (dBμV/m)	AV (dBμV/m)			
11200	H	40.47	---	8.04	48.51	---	74	54	-5.49
16800	H	41.76	---	9.74	51.5	---	74	54	-2.5
---	H	---	---	---	---	---	---	---	---
11200	V	40.81	---	8.04	48.85	---	74	54	-5.15
16800	V	41.93	---	9.74	51.67	---	74	54	-2.33
---	V	---	---	---	---	---	---	---	---
11a CH144: 5720MHz									
Frequency (MHz)	Ant. Pol. H/V	Peak reading (dBμV)	AV reading (dBμV)	Correction Factor (dB/m)	Emission Level		Peak limit (dBμV/m)	AV limit (dBμV/m)	Margin (dB)
					Peak (dBμV/m)	AV (dBμV/m)			
11440	H	40.51	---	8.05	48.56	---	74	54	-5.44
17160	H	41.63	---	9.72	51.35	---	74	54	-2.65
---	H	---	---	---	---	---	---	---	---
11440	V	40.73	---	8.05	48.78	---	74	54	-5.22
17160	V	41.86	---	9.72	51.58	---	74	54	-2.42
---	V	---	---	---	---	---	---	---	---
11n(HT20) CH100: 5500MHz									
Frequency (MHz)	Ant. Pol. H/V	Peak reading (dBμV)	AV reading (dBμV)	Correction Factor (dB/m)	Emission Level		Peak limit (dBμV/m)	AV limit (dBμV/m)	Margin (dB)
					Peak (dBμV/m)	AV (dBμV/m)			
11000	H	40.37	---	8.03	48.4	---	74	54	-5.6
16500	H	41.26	---	9.76	51.02	---	74	54	-2.98
---	H	---	---	---	---	---	---	---	---
11000	V	40.52	---	8.03	48.55	---	74	54	-5.45
16500	V	41.64	---	9.76	51.4	---	74	54	-2.6
---	V	---	---	---	---	---	---	---	---
11n(HT20) CH120: 5600MHz									
Frequency (MHz)	Ant. Pol. H/V	Peak reading (dBμV)	AV reading (dBμV)	Correction Factor (dB/m)	Emission Level		Peak limit (dBμV/m)	AV limit (dBμV/m)	Margin (dB)
					Peak (dBμV/m)	AV (dBμV/m)			
11200	H	40.44	---	8.04	48.48	---	74	54	-5.52
16800	H	41.36	---	9.74	51.1	---	74	54	-2.9
---	H	---	---	---	---	---	---	---	---
11200	V	40.62	---	8.04	48.66	---	74	54	-5.34
16800	V	41.6	---	9.74	51.34	---	74	54	-2.66
---	V	---	---	---	---	---	---	---	---
11n(HT20) CH144: 5720MHz									

Frequency (MHz)	Ant. Pol. H/V	Peak reading (dBμV)	AV reading (dBμV)	Correction Factor (dB/m)	Emission Level		Peak limit (dBμV/m)	AV limit (dBμV/m)	Margin (dB)
					Peak (dBμV/m)	AV (dBμV/m)			
11440	H	40.49	---	8.05	48.54	---	74	54	-5.46
17160	H	41.47	---	9.72	51.19	---	74	54	-2.81
---	H	---	---	---	---	---	---	---	---
11440	V	40.72	---	8.05	48.77	---	74	54	-5.23
17160	V	41.69	---	9.72	51.41	---	74	54	-2.59
---	V	---	---	---	---	---	---	---	---

## 11n(HT40)CH102: 5510MHz

Frequency (MHz)	Ant. Pol. H/V	Peak reading (dBμV)	AV reading (dBμV)	Correction Factor (dB/m)	Emission Level		Peak limit (dBμV/m)	AV limit (dBμV/m)	Margin (dB)
					Peak (dBμV/m)	AV (dBμV/m)			
11020	H	40.15	---	8.03	48.18	---	74	54	-5.82
16530	H	41.07	---	9.76	50.83	---	74	54	-3.17
---	H	---	---	---	---	---	---	---	---
11020	V	40.31	---	8.03	48.34	---	74	54	-5.66
16530	V	41.12	---	9.76	50.88	---	74	54	-3.12
---	V	---	---	---	---	---	---	---	---

## 11n(HT40)CH118: 5590MHz

Frequency (MHz)	Ant. Pol. H/V	Peak reading (dBμV)	AV reading (dBμV)	Correction Factor (dB/m)	Emission Level		Peak limit (dBμV/m)	AV limit (dBμV/m)	Margin (dB)
					Peak (dBμV/m)	AV (dBμV/m)			
11180	H	40.17	---	8.04	48.21	---	74	54	-5.79
16770	H	41.21	---	9.74	50.95	---	74	54	-3.05
---	H	---	---	---	---	---	---	---	---
11180	V	40.39	---	8.04	48.43	---	74	54	-5.57
16770	V	41.22	---	9.74	50.96	---	74	54	-3.04
---	V	---	---	---	---	---	---	---	---

## 11n(HT40) CH142: 5710MHz

Frequency (MHz)	Ant. Pol. H/V	Peak reading (dBμV)	AV reading (dBμV)	Correction Factor (dB/m)	Emission Level		Peak limit (dBμV/m)	AV limit (dBμV/m)	Margin (dB)
					Peak (dBμV/m)	AV (dBμV/m)			
11420	H	40.19	---	8.05	48.24	---	74	54	-5.76
17130	H	41.32	---	9.72	51.04	---	74	54	-2.96
---	H	---	---	---	---	---	---	---	---
11420	V	40.42	---	8.05	48.47	---	74	54	-5.53
17130	V	41.25	---	9.72	50.97	---	74	54	-3.03
---	V	---	---	---	---	---	---	---	---

## 11ac(HT20) CH100: 5500MHz

Frequency (MHz)	Ant. Pol. H/V	Peak reading (dBμV)	AV reading (dBμV)	Correction Factor (dB/m)	Emission Level		Peak limit (dBμV/m)	AV limit (dBμV/m)	Margin (dB)
					Peak (dBμV/m)	AV (dBμV/m)			
11000	H	40.42	---	8.03	48.45	---	74	54	-5.55
16500	H	41.43	---	9.76	51.19	---	74	54	-2.81
---	H	---	---	---	---	---	---	---	---
11000	V	40.52	---	8.03	48.55	---	74	54	-5.45
16500	V	41.69	---	9.76	51.45	---	74	54	-2.55
---	V	---	---	---	---	---	---	---	---

11ac(HT20) CH120: 5600MHz									
Frequency (MHz)	Ant. Pol. H/V	Peak reading (dBμV)	AV reading (dBμV)	Correction Factor (dB/m)	Emission Level		Peak limit (dBμV/m)	AV limit (dBμV/m)	Margin (dB)
					Peak (dBμV/m)	AV (dBμV/m)			
11200	H	40.5	---	8.04	48.54	---	74	54	-5.46
16800	H	41.61	---	9.74	51.35	---	74	54	-2.65
---	H	---	---	---	---	---	---	---	---
11200	V	40.61	---	8.04	48.65	---	74	54	-5.35
16800	V	41.73	---	9.74	51.47	---	74	54	-2.53
---	V	---	---	---	---	---	---	---	---
11ac(HT20) CH144: 5720MHz									
Frequency (MHz)	Ant. Pol. H/V	Peak reading (dBμV)	AV reading (dBμV)	Correction Factor (dB/m)	Emission Level		Peak limit (dBμV/m)	AV limit (dBμV/m)	Margin (dB)
					Peak (dBμV/m)	AV (dBμV/m)			
11440	H	40.52	---	8.05	48.57	---	74	54	-5.43
17160	H	41.73	---	9.72	51.45	---	74	54	-2.55
---	H	---	---	---	---	---	---	---	---
11440	V	40.73	---	8.05	48.78	---	74	54	-5.22
17160	V	41.86	---	9.72	51.58	---	74	54	-2.42
---	V	---	---	---	---	---	---	---	---
11ac(HT40) CH102: 5510MHz									
Frequency (MHz)	Ant. Pol. H/V	Peak reading (dBμV)	AV reading (dBμV)	Correction Factor (dB/m)	Emission Level		Peak limit (dBμV/m)	AV limit (dBμV/m)	Margin (dB)
					Peak (dBμV/m)	AV (dBμV/m)			
11020	H	40.24	---	8.03	48.27	---	74	54	-5.73
16530	H	41.21	---	9.76	50.97	---	74	54	-3.03
---	H	---	---	---	---	---	---	---	---
11020	V	40.53	---	8.03	48.56	---	74	54	-5.44
16530	V	41.43	---	9.76	51.19	---	74	54	-2.81
---	V	---	---	---	---	---	---	---	---
11ac(HT40) CH118:5590									
Frequency (MHz)	Ant. Pol. H/V	Peak reading (dBμV)	AV reading (dBμV)	Correction Factor (dB/m)	Emission Level		Peak limit (dBμV/m)	AV limit (dBμV/m)	Margin (dB)
					Peak (dBμV/m)	AV (dBμV/m)			
11180	H	40.27	---	8.04	48.31	---	74	54	-5.69
16770	H	41.3	---	9.74	51.04	---	74	54	-2.96
---	H	---	---	---	---	---	---	---	---
11180	V	40.49	---	8.04	48.53	---	74	54	-5.47
16770	V	41.47	---	9.74	51.21	---	74	54	-2.79
---	V	---	---	---	---	---	---	---	---
11ac(HT40) CH142: 5710MHz									
Frequency (MHz)	Ant. Pol. H/V	Peak reading (dBμV)	AV reading (dBμV)	Correction Factor (dB/m)	Emission Level		Peak limit (dBμV/m)	AV limit (dBμV/m)	Margin (dB)
					Peak (dBμV/m)	AV (dBμV/m)			
11420	H	40.31	---	8.05	48.36	---	74	54	-5.64
17130	H	41.33	---	9.72	51.05	---	74	54	-2.95
---	H	---	---	---	---	---	---	---	---
11420	V	40.52	---	8.05	48.57	---	74	54	-5.43
17130	V	41.37	---	9.72	51.09	---	74	54	-2.91
---	V	---	---	---	---	---	---	---	---

**Note:**

1. Emission Level=Peak Reading + Correction Factor; Correction Factor=Antenna Factor + Cable loss – Pre-amplifier

2. *Margin (dB) = Emission Level (Peak) (dBμV/m)-Average limit (dBμV/m)*
3. *The emission levels of other frequencies are very lower than the limit and not show in test report.*
4. *Measurements were conducted from 1 GHz to the 10th harmonic of highest fundamental frequency. The highest test frequency is 40GHz.*
5. *Data of measurement shown "---"in the above table mean that the reading of emissions is attenuated more than 20 dB below the limits or the field strength is too small to be measured.*

Modulation Type: Band 3									
11a(HT20) CH149: 5745MHz									
Frequency (MHz)	Ant. Pol. H/V	Peak reading (dBμV)	AV reading (dBμV)	Correction Factor (dB/m)	Emission Level		Peak limit (dBμV/m)	AV limit (dBμV/m)	Margin (dB)
					Peak (dBμV/m)	AV (dBμV/m)			
11490	H	40.62	---	8.09	48.71	---	74	54	-5.29
17235	H	39.51	---	9.67	49.18	---	74	54	-4.82
---	H	---	---	---	---	---	---	---	---
11490	V	41.12	---	8.09	49.21	---	74	54	-4.79
17235	V	39.79	---	9.67	49.46	---	74	54	-4.54
---	V	---	---	---	---	---	---	---	---

11a(HT20) CH157: 5785MHz									
Frequency (MHz)	Ant. Pol. H/V	Peak reading (dBμV)	AV reading (dBμV)	Correction Factor (dB/m)	Emission Level		Peak limit (dBμV/m)	AV limit (dBμV/m)	Margin (dB)
					Peak (dBμV/m)	AV (dBμV/m)			
11570	H	40.55	---	8.1	48.65	---	74	54	-5.35
17355	H	39.52	---	9.65	49.17	---	74	54	-4.83
---	H	---	---	---	---	---	---	---	---
11570	V	41.08	---	8.1	49.18	---	74	54	-4.82
17355	V	39.83	---	9.65	49.48	---	74	54	-4.52
---	V	---	---	---	---	---	---	---	---

11a(HT20) CH161: 5825MHz									
Frequency (MHz)	Ant. Pol. H/V	Peak reading (dBμV)	AV reading (dBμV)	Correction Factor (dB/m)	Emission Level		Peak limit (dBμV/m)	AV limit (dBμV/m)	Margin (dB)
					Peak (dBμV/m)	AV (dBμV/m)			
11650	H	40.43	---	8.12	48.55	---	74	54	-5.45
17475	H	39.64	---	9.62	49.26	---	74	54	-4.74
---	H	---	---	---	---	---	---	---	---
11650	V	41.3	---	8.12	49.42	---	74	54	-4.58
17475	V	40.12	---	9.62	49.74	---	74	54	-4.26
---	V	---	---	---	---	---	---	---	---

11n(HT20) CH151: 5745MHz									
Frequency (MHz)	Ant. Pol. H/V	Peak reading (dBμV)	AV reading (dBμV)	Correction Factor (dB/m)	Emission Level		Peak limit (dBμV/m)	AV limit (dBμV/m)	Margin (dB)
					Peak (dBμV/m)	AV (dBμV/m)			
11510	H	40.28	---	8.09	48.37	---	74	54	-5.63
17265	H	39.51	---	9.67	49.18	---	74	54	-4.82
---	H	---	---	---	---	---	---	---	---
11510	V	41.22	---	8.09	49.31	---	74	54	-4.69
17265	V	40.36	---	9.67	50.03	---	74	54	-3.97
---	V	---	---	---	---	---	---	---	---

11n(HT20) CH157: 5785MHz									
Frequency (MHz)	Ant. Pol. H/V	Peak reading (dBμV)	AV reading (dBμV)	Correction Factor (dB/m)	Emission Level		Peak limit (dBμV/m)	AV limit (dBμV/m)	Margin (dB)
					Peak (dBμV/m)	AV (dBμV/m)			
11570	H	40.27	---	8.1	48.37	---	74	54	-5.63
17355	H	39.63	---	9.65	49.28	---	74	54	-4.72
---	H	---	---	---	---	---	---	---	---
11570	V	41.31	---	8.1	49.41	---	74	54	-4.59
17355	V	40.43	---	9.65	50.08	---	74	54	-3.92
---	V	---	---	---	---	---	---	---	---

11n(HT20) CH165: 5825MHz									
Frequency (MHz)	Ant. Pol. H/V	Peak reading (dBμV)	AV reading (dBμV)	Correction Factor (dB/m)	Emission Level		Peak limit (dBμV/m)	AV limit (dBμV/m)	Margin (dB)
					Peak (dBμV/m)	AV (dBμV/m)			
11650	H	40.41	---	8.12	48.53	---	74	54	-5.47
17475	H	39.52	---	9.62	49.14	---	74	54	-4.86
---	H	---	---	---	---	---	---	---	---
11650	V	41.4	---	8.12	49.52	---	74	54	-4.48
17475	V	40.52	---	9.62	50.14	---	74	54	-3.86
---	V	---	---	---	---	---	---	---	---

11n(HT40) CH151: 5755MHz									
Frequency (MHz)	Ant. Pol. H/V	Peak reading (dBμV)	AV reading (dBμV)	Correction Factor (dB/m)	Emission Level		Peak limit (dBμV/m)	AV limit (dBμV/m)	Margin (dB)
					Peak (dBμV/m)	AV (dBμV/m)			
11510	H	39.82	---	8.09	47.91	---	74	54	-6.09
17265	H	37.54	---	9.67	47.21	---	74	54	-6.79
---	H	---	---	---	---	---	---	---	---
11510	V	40.31	---	8.09	48.4	---	74	54	-5.6
17265	V	39.52	---	9.67	49.19	---	74	54	-4.81
---	V	---	---	---	---	---	---	---	---

11n(HT40) CH159: 5795MHz									
Frequency (MHz)	Ant. Pol. H/V	Peak reading (dBμV)	AV reading (dBμV)	Correction Factor (dB/m)	Emission Level		Peak limit (dBμV/m)	AV limit (dBμV/m)	Margin (dB)
					Peak (dBμV/m)	AV (dBμV/m)			
11590	H	39.93	---	8.1	48.03	---	74	54	-5.97
17385	H	37.76	---	9.65	47.41	---	74	54	-6.59
---	H	---	---	---	---	---	---	---	---
11590	V	40.39	---	8.1	48.49	---	74	54	-5.51
17385	V	39.57	---	9.65	49.22	---	74	54	-4.78
---	V	---	---	---	---	---	---	---	---

11ac(HT40) CH149: 5745MHz									
Frequency (MHz)	Ant. Pol. H/V	Peak reading (dBμV)	AV reading (dBμV)	Correction Factor (dB/m)	Emission Level		Peak limit (dBμV/m)	AV limit (dBμV/m)	Margin (dB)
					Peak (dBμV/m)	AV (dBμV/m)			
11490	H	40.53	---	8.09	48.62	---	74	54	-5.38
17235	H	38.91	---	9.67	48.58	---	74	54	-5.42
---	H	---	---	---	---	---	---	---	---
11490	V	40.86	---	8.09	48.95	---	74	54	-5.05

17235	V	40.35	---	9.67	50.02	---	74	54	-3.98
---	V	---	---	---	---	---	---	---	---

11ac(HT20) CH157: 5785MHz									
Frequency (MHz)	Ant. Pol. H/V	Peak reading (dBμV)	AV reading (dBμV)	Correction Factor (dB/m)	Emission Level		Peak limit (dBμV/m)	AV limit (dBμV/m)	Margin (dB)
					Peak (dBμV/m)	AV (dBμV/m)			
11570	H	40.47	---	8.1	48.57	---	74	54	-5.43
17355	H	38.76	---	9.65	48.41	---	74	54	-5.59
---	H	---	---	---	---	---	---	---	---
11570	V	40.82	---	8.1	48.92	---	74	54	-5.08
17355	V	40.53	---	9.65	50.18	---	74	54	-3.82
---	V	---	---	---	---	---	---	---	---

11ac(HT20) CH165: 5825MHz									
Frequency (MHz)	Ant. Pol. H/V	Peak reading (dBμV)	AV reading (dBμV)	Correction Factor (dB/m)	Emission Level		Peak limit (dBμV/m)	AV limit (dBμV/m)	Margin (dB)
					Peak (dBμV/m)	AV (dBμV/m)			
11650	H	40.31	---	8.12	48.43	---	74	54	-5.57
17475	H	38.67	---	9.62	48.29	---	74	54	-5.71
---	H	---	---	---	---	---	---	---	---
11650	V	40.73	---	8.12	48.85	---	74	54	-4.1
17475	V	40.17	---	9.62	49.79	---	74	54	-5.66
---	V	---	---	---	---	---	---	---	---

11ac(HT40) CH151: 5755MHz									
Frequency (MHz)	Ant. Pol. H/V	Peak reading (dBμV)	AV reading (dBμV)	Correction Factor (dB/m)	Emission Level		Peak limit (dBμV/m)	AV limit (dBμV/m)	Margin (dB)
					Peak (dBμV/m)	AV (dBμV/m)			
11510	H	39.42	---	8.09	47.51	---	74	54	-6.49
17265	H	37.51	---	9.67	47.18	---	74	54	-6.82
---	H	---	---	---	---	---	---	---	---
11510	V	40.04	---	8.09	48.13	---	74	54	-5.87
17265	V	39.48	---	9.67	49.15	---	74	54	-4.85
---	V	---	---	---	---	---	---	---	---

11ac(HT40) CH159: 5795MHz									
Frequency (MHz)	Ant. Pol. H/V	Peak reading (dBμV)	AV reading (dBμV)	Correction Factor (dB/m)	Emission Level		Peak limit (dBμV/m)	AV limit (dBμV/m)	Margin (dB)
					Peak (dBμV/m)	AV (dBμV/m)			
11590	H	39.51	---	8.1	47.61	---	74	54	-6.39
17385	H	38.63	---	9.65	48.28	---	74	54	-5.72
---	H	---	---	---	---	---	---	---	---
11590	V	40.15	---	8.1	48.25	---	74	54	-5.75
17385	V	39.63	---	9.65	49.28	---	74	54	-4.72
---	V	---	---	---	---	---	---	---	---

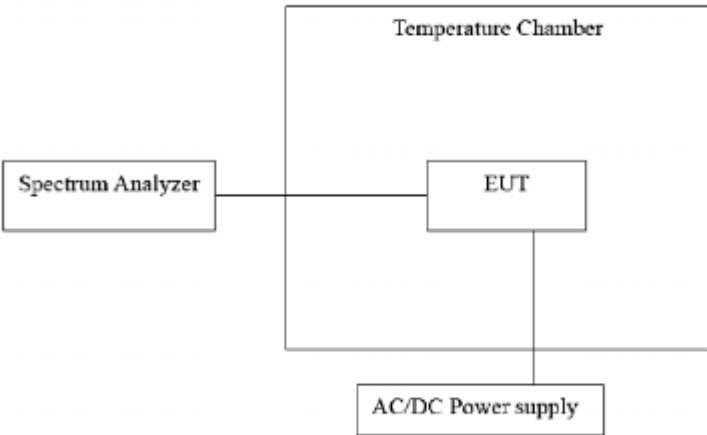
**Note:**

1. Emission Level=Peak Reading + Correction Factor; Correction Factor= Antenna Factor + Cable loss – Pre-amplifier
2. Margin (dB) = Emission Level (Peak) (dBμV/m)-Average limit (dBμV/m)
3. The emission levels of other frequencies are very lower than the limit and not show in test report.
4. Measurements were conducted from 1 GHz to the 10th harmonic of highest fundamental frequency. The highest test frequency is 40GHz.
5. Data of measurement shown "—" in the above table mean that the reading of emissions is attenuated more than 20 dB below the limits or the field strength is too small to be measured.



## 6.9. Frequency Stability Measurement

### 6.9.1. Test Specification

<b>Test Requirement:</b>	FCC Part15 Section 15.407(g) &Part2 J Section 2.1055
<b>Test Method:</b>	ANSI C63.10: 2013
<b>Limit:</b>	The frequency tolerance shall be maintained within the band of operation frequency over a temperature variation of 0 degrees to 45 degrees C at normal supply voltage, and for a variation in the primary supply voltage from 85% to 115% of the rated supply voltage at a temperature of 20 degrees C.
<b>Test Setup:</b>	 <pre> graph LR     SA[Spectrum Analyzer] --- EUT[EUT]     subgraph TC [Temperature Chamber]         EUT     end     TC --- P[AC/DC Power supply]             </pre>
<b>Test Procedure:</b>	The EUT was placed inside the environmental test chamber and powered by nominal AC/DC voltage. b. Turn the EUT on and couple its output to a spectrum analyzer. c. Turn the EUT off and set the chamber to the highest temperature specified. d. Allow sufficient time (approximately 30 min) for the temperature of the chamber to stabilize. e. Repeat step 2 and 3 with the temperature chamber set to the lowest temperature. f. The test chamber was allowed to stabilize at +20 degree C for a minimum of 30 minutes. The supply voltage was then adjusted on the EUT from 85% to 115% and the frequency record.
<b>Test Result:</b>	PASS
<b>Remark:</b>	Pre-scan was performed at Antenna 0 and Antenna 1, the worst case was found. Only the test data of Antenna 0 was shown in this report.

Test plots as follows:

Test mode:		802.11ac(HT20)	Frequency(MHz):	5180
Temperature (°C)	Voltage(VAC)	Measurement Frequency(MHz)	Delta Frequency(Hz)	Result
45	5V	5180.0086	8600	PASS
35		5180.0064	6400	PASS
25		5180.0066	6600	PASS
15		5180.0071	7100	PASS
5		5180.0038	3800	PASS
0		5180.0042	4200	PASS
20	4.75	5180.0055	5500	PASS
	5	5180.0034	3400	PASS
	5.25	5180.0051	5100	PASS

Test mode:		802.11ac(HT20)	Frequency(MHz):	5200
Temperature (°C)	Voltage(VAC)	Measurement Frequency(MHz)	Delta Frequency(Hz)	Result
45	5V	5200.0090	9000	PASS
35		5200.0089	8900	PASS
25		5200.0078	7800	PASS
15		5200.0043	4300	PASS
5		5200.0065	6500	PASS
0		5200.0057	5700	PASS
20	4.75	5200.0048	4800	PASS
	5	5200.0031	3100	PASS
	5.25	5200.0020	2000	PASS

Test mode:		802.11ac(HT20)	Frequency(MHz):	5240
Temperature (°C)	Voltage(VAC)	Measurement Frequency(MHz)	Delta Frequency(Hz)	Result
45	5V	5240.0043	4300	PASS
35		5240.0028	2800	PASS
25		5240.0025	2500	PASS
15		5239.9991	-900	PASS
5		5239.9983	-1700	PASS
0		5239.9979	-2100	PASS
20	4.75	5240.0034	3400	PASS
	5	5240.0010	1000	PASS
	5.25	5239.9987	-1300	PASS

Test mode:		802.11ac(HT20)	Frequency(MHz):	5745
Temperature (°C)	Voltage(VAC)	Measurement Frequency(MHz)	Delta Frequency(Hz)	Result
45	5V	5745.0118	11800	PASS
35		5745.0086	8600	PASS
25		5745.0078	7800	PASS
15		5745.0036	3600	PASS
5		5744.9962	-3800	PASS
0		5744.9984	-1600	PASS
20	4.75	5745.0013	1300	PASS
	5	5745.0014	1400	PASS
	5.25	5745.0028	2800	PASS

Test mode:		802.11ac(HT20)	Frequency(MHz):	5785
Temperature (°C)	Voltage(VAC)	Measurement Frequency(MHz)	Delta Frequency(Hz)	Result
45	5V	5785.0081	8100	PASS
35		5785.0029	2900	PASS
25		5785.0021	2100	PASS
15		5785.0009	900	PASS
5		5785.0028	2800	PASS
0		5785.0037	3700	PASS
20	4.75	5785.0033	3300	PASS
	5	5785.0012	1200	PASS
	5.25	5784.9976	-2400	PASS

Test mode:		802.11ac(HT20)	Frequency(MHz):	5825
Temperature (°C)	Voltage(VAC)	Measurement Frequency(MHz)	Delta Frequency(Hz)	Result
45	5V	5825.0097	9700	PASS
35		5825.0043	4300	PASS
25		5825.0022	2200	PASS
15		5824.9989	-1100	PASS
5		5824.9975	-2500	PASS
0		5824.9964	-3600	PASS
20	4.75	5825.0032	3200	PASS
	5	5825.0017	1700	PASS
	5.25	5825.0025	2500	PASS

Test mode:		802.11ac(HT40)	Frequency(MHz):	5190
Temperature (°C)	Voltage(VAC)	Measurement Frequency(MHz)	Delta Frequency(Hz)	Result
45	5V	5190.0122	12200	PASS
35		5190.0110	11000	PASS
25		5190.0104	10400	PASS
15		5190.0035	3500	PASS
5		5190.0068	6800	PASS
0		5190.0072	7200	PASS
20	4.75	5189.9930	-7000	PASS
	5	5189.9978	-2200	PASS
	5.25	5190.0046	4600	PASS

Test mode:		802.11ac(HT40)	Frequency(MHz):	5230
Temperature (°C)	Voltage(VAC)	Measurement Frequency(MHz)	Delta Frequency(Hz)	Result
45	5V	5230.0128	12800	PASS
35		5230.0120	12000	PASS
25		5230.0096	9600	PASS
15		5229.9983	-1700	PASS
5		5229.9981	-1900	PASS
0		5230.0052	5200	PASS
20	4.75	5230.0047	4700	PASS
	5	5230.0020	2000	PASS
	5.25	5229.9978	-2200	PASS

Test mode:		802.11ac(HT40)	Frequency(MHz):	5755
Temperature (°C)	Voltage(VAC)	Measurement Frequency(MHz)	Delta Frequency(Hz)	Result
45	5V	5755.0273	27300	PASS
35		5755.0120	12000	PASS
25		5755.0117	11700	PASS
15		5755.0096	9600	PASS
5		5755.0035	3500	PASS
0		5755.0077	7700	PASS
20	4.75	5755.0043	4300	PASS
	5	5755.0039	3900	PASS
	5.25	5755.0061	6100	PASS

Test mode:		802.11ac(HT40)	Frequency(MHz):	5795
Temperature (°C)	Voltage(VAC)	Measurement Frequency(MHz)	Delta Frequency(Hz)	Result
45	5V	5795.0087	8700	PASS
35		5795.0021	2100	PASS
25		5795.0034	3400	PASS
15		5795.0016	1600	PASS
5		5795.0046	4600	PASS
0		5795.0059	5900	PASS
20	4.75	5795.0071	7100	PASS
	5	5794.9970	-3000	PASS
	5.25	5795.0066	6600	PASS

## Appendix A: Photographs of Test Setup

Refer to test report TCT180823E016

## Appendix B: Photographs of EUT

Refer to test report TCT180823E016

\*\*\*\*\*END OF REPORT\*\*\*\*\*