



### 选择耳塞

选择柔软、舒适且提供最佳密封的耳塞，佩戴下耳塞时，请让耳塞轻轻拉紧耳道，要确保舒适，轻拉耳塞使其贴合耳上，直到安全舒适为止。

**Earmuff option**  
Choose the right size earmuff and put it on the earphone rightly. Please be soft when you change a new pair of earmuff and make it applied on the earphone tightly.



Put earmuff on earhook and answer/answer call. Please be soft when you change a new pair of earmuff and make it applied on the earphone tightly.

Answer/End call  
Answer/End call  
Answer/End call  
Answer/End call



### 选择耳翼

使用柔软且舒适且提供最佳密封的耳翼，佩戴下耳翼时，请让耳翼轻轻拉紧耳道，要确保舒适，轻拉耳翼使其贴合耳上，直到安全舒适为止。

**Ear flap Option**  
A earflap application can improve the stability of wearing. So you can take off the earcup and put on the earflap rightly. Turn the earflap in your ear and stop when you feel comfortable and stable.



Play/pause  
Skip forward  
Skip backward  
Volume up/down



### 充电

使用Micro 5P充电线，插入耳机充电，充电灯闪亮，充满电灯灭，蓝灯长亮。

充电中  
已充满

**How to Charge the Earphone**  
Use the Micro 5P cable to charge the earphone. The Red light shows it is charging and blue light will light one when it is fully charged.

charging  
Full charge

### 注意

本产品采用优质材料和零部件设计制造，可回收再利用。

本产品符合欧洲共同的无线电干扰要求。

此产品属于电子产品，不得作为生活垃圾丢弃，并应送至指定的收集设备进行回收利用。设备报废和回收有助于保护自然资源，人类健康和环境。有关本产品的处理和回收的更多信息，请联系当地的市政当局，以便查看有关本产品的法规。

**FCC 声明**  
这个装置符合 FCC 规则的第15部分。操作有以下两个条件：  
(1) 该装置不得造成有害干扰。  
(2) 该装置必须接受任何干扰接收，包括可能对本装置操作的干扰。  
警告：对遵守规定的责任方未明确规定的更改或修改，可能会使用户无法操作设备的权力。

注：本设备符合 FCC 规则的第15部分。操作有以下两个条件：  
(1) 该装置不得造成有害干扰。  
(2) 该装置必须接受任何干扰接收，包括可能对本装置操作的干扰。  
警告：对遵守规定的责任方未明确规定的更改或修改，可能会使用户无法操作设备的权力。

**FCC 声明**  
这个装置符合 FCC 规则的第15部分。操作有以下两个条件：  
(1) 该装置不得造成有害干扰。  
(2) 该装置必须接受任何干扰接收，包括可能对本装置操作的干扰。  
警告：对遵守规定的责任方未明确规定的更改或修改，可能会使用户无法操作设备的权力。

### NOTICE

This product is designed and manufactured with high quality materials and components, which can be recycled and reused.

This product complies with the radio interference requirements of the European Community.

This symbol means the product must not be discarded as household waste, and should be delivered to an appropriate collection facility for recycling.

These devices and keeping helps protect safe and healthy, human health and the environment.

For more information on disposal and recycling of this product, contact your local municipality, disposal service, or retailer where you bought this product.

**FCC STATEMENT**  
This device complies with Part 15 of the FCC Rules. Operation is subject to the following two conditions:  
(1) This device may not cause harmful interference.  
(2) This device must accept any interference received, including interference that may cause undesired operation.

Warning: Changes or modifications not expressly approved by the party responsible for compliance could void the user's authority to operate the equipment.

RF Warning Statement:  
This device has been tested and found to comply with the limits for a Class B digital device, pursuant to Part 15 of the FCC Rules. These limits are designed to provide reasonable protection against harmful interference in a residential installation.  
This equipment generates uses and can radiate radio frequency energy and, if not installed and used in accordance with the instructions, may cause harmful interference to radio communications.  
However, there is no guarantee that interference will not occur in a particular installation.  
If this equipment does cause harmful interference to radio or television reception, which can be determined by turning the equipment off and on, the user is encouraged to try to correct the interference by one of the following measures:  
(1) Reorient or relocate the receiving antenna.  
(2) Increase the separation between the equipment and receiver.  
(3) Connect the equipment into an outlet on a circuit different from that to which the receiver is connected.  
(4) Consult the dealer or an experienced radio / TV technician for help.

RF Warning Statement:  
This device has been tested and found to comply with the limits for a Class B digital device, pursuant to Part 15 of the FCC Rules. These limits are designed to provide reasonable protection against harmful interference in a residential installation.  
This equipment generates uses and can radiate radio frequency energy and, if not installed and used in accordance with the instructions, may cause harmful interference to radio communications.  
However, there is no guarantee that interference will not occur in a particular installation.  
If this equipment does cause harmful interference to radio or television reception, which can be determined by turning the equipment off and on, the user is encouraged to try to correct the interference by one of the following measures:  
(1) Reorient or relocate the receiving antenna.  
(2) Increase the separation between the equipment and receiver.  
(3) Connect the equipment into an outlet on a circuit different from that to which the receiver is connected.  
(4) Consult the dealer or an experienced radio / TV technician for help.


### WIRELESS SPORT HEADSETS

### 感谢您购买和使用蓝牙耳机

此手册将帮助您如何使用您的蓝牙耳机。在使用蓝牙耳机之前，您必须事先了解和熟悉您手机的蓝牙功能或者其他蓝牙主动设备的蓝牙功能的使用，例如电脑的蓝牙功能。

Thank you for purchasing and using this wireless sport earphone.

This manual is here to help you how to operate. Before using this earphone, you need to know how to use wireless function on your mobile phone or other wireless devices, such as computer and etc.



### TURN ON WIRELESS

从屏幕底部向上滑动，然后点击蓝牙图标。


Swipe up from the bottom of the screen and tap the Bluetooth icon.



### CONNECT HEADPHONE

按下电源键并保持5秒时间，直到红灯交替闪烁，则配对状态。


Press power On/Off button for 5 seconds until Red and Blue light shining, then it starts pairing.



### CONNECT HEADPHONE

用手机蓝牙，并找到耳机设备，点击连接。

Turn on wireless function on your mobile phone and choose headphone when it shows on your phone, the phone will inform you when it is connected with the earphone successfully.



### START LISTENING

您的耳机现已连接，可以使用。

Your headphone has been connected successfully, you can start use earphone now.



### 使用耳机

使用触控控制音乐暂停/播放，上下一曲，接听挂断电话，调节音量。

Key Operation  
Now you can control your phone via earphone with music play/pause, previous song, next song, answer/refuse calls, Volume up/down etc.