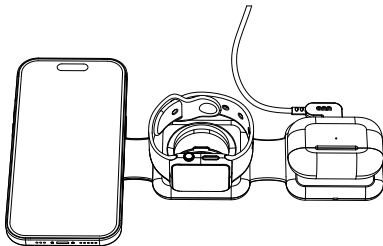




## USER GUIDE

### Wireless Charger



For product assistance &  
missing or replacement parts:

**WE CAN HELP**

**1-888-516-2630**

7 DAYS/WEEK 7:00am-9:00pm CST

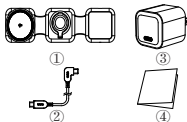
**THIS GUIDE CONTAINS  
IMPORTANT SAFETY  
INFORMATION.**

PLEASE READ AND KEEP  
FOR FUTURE REFERENCE

Find more at [Walmart.com](https://www.Walmart.com)

## What is in the box?

- ① . Wireless Charger
- ② . A 5-ft USB-C to USB-C charging cable
- ③ . 30W USB-C adapter
- ④ . User Manual



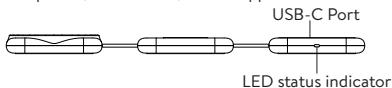
## Specifications

Wireless Charger	WIAWHT36012808
Input	5V=3A,9V=3A,12V=2.5A,15V=2A
Output Phone	15W Max
Output TWS	5W Max
Output Apple Watch	5W Max
Dimension	232mm*62mm*12mm

## Compatibility

Qi-enabled devices charge up to 15W

15W for phone,5W for TWS,5W for Apple Watch

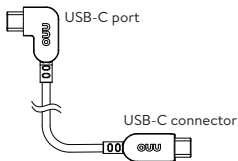


LED Indicator	Status
Off	Standby for charging
Blue light on for 3 seconds	Connected to power
Blue light on continuously	Charging device
Blue light (flashing)	Foreign object detected (Remove it before charging)

## How to charge your devices.

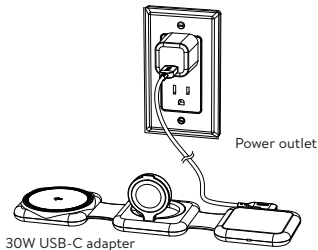
### Connect USB-C cable with Charging Pad

Insert USB-C connector of charging cable to USB-C port of charging pad



### Connect to Power Supply

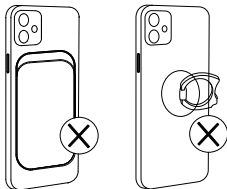
Connect to 30W USB-C adapter before plugging into power outlet for power supply



## Begin to charge

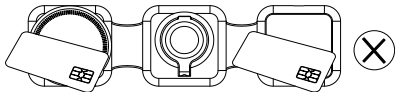
Remove any foreign object (if any)

Example: Magnet or holder



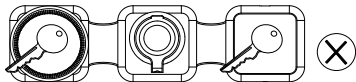
If there is any foreign object detected, LED indicator will be flashing.

\*\*Thick protective case greater than or equal to 5mm or a case includes magnet or metallic material, may not allow proper charging function.



Do not place any credit card on the charging device.

Place your smartphone or any Qi-enabled device on the center of the charging pad



LED status indicator

LED indicator will be on continuously during charging.

## Caution

Avoid dropping

Do not disassemble

No metal objects between devices and wireless charging pad.

Thick protective case greater than or equal to 5mm or a case includes magnet or metallic material, may not allow proper charging function.

Keep wireless charging pad away from any liquids or moisture

The maximum ambient temperature during use of this product must not exceed 45°C. Do not place device in fire or other excessively hot environments.

Use other non quick charge or fast charge wall adapter may malfunction.

Only use dry cloth or brush to clean this product.

Do not use if visible defects are observed on the wireless charging pad.

## Caution

Changes or modifications not expressly approved by the party responsible for compliance could void the user's authority to operate this equipment.

## FCC Statements

This device complies with Part 15 of the FCC Rules. Operation is subject to the following two conditions:  
(1) This device may not cause harmful interference, and  
(2) This device must accept any interference received, including interference that may cause undesired operation.

NOTE: This equipment has been tested and found to comply with the limits for a Class B digital device, pursuant to Part 15 of the FCC Rules. These limits are designed to provide reasonable protection against harmful interference in a residential installation. This equipment generates uses and can radiate radio frequency energy and, if not installed and used in accordance with the instructions, may cause harmful interference to radio communications. However, there is no guarantee that interference will not occur in a particular installation. If this equipment does cause harmful interference to radio or television reception, which can be determined by turning the equipment off and on, the user is encouraged to try to correct the interference by one or more of the following measures:  
Reorient or relocate the receiving antenna  
Increase the separation between the equipment and

receiver

Connect the equipment into an outlet on a circuit different from that to which the receiver is connected. Consult the dealer or an experienced radio/TV technician for help.

This equipment complies with FCC radiation exposure limits set forth for an uncontrolled environment. This equipment should be installed and operated with minimum distance 20cm between the radiator and your body. This transmitter must not be co-located or operating in conjunction with any other antenna or transmitter.

We would love to hear from you.  
scan with your walmart  
app and let us know what  
you think.



60mm

90mm

**onn**

Made in Vietnam for Walmart Inc.  
Bentonville,AR 72716