

Getting started with the Equestic SaddleClip


Thank you!

Welcome to the Equestic community. On behalf of the Equestic team and horses worldwide we'd like to thank you for investing in the world's most user friendly equestrian training sensor: The Equestic SaddleClip.

You are now all set to make your training even more effective and to help us realise our dream: to help one million horses worldwide to be the happy athlete they deserve to be!

This little booklet will get you started with your SaddleClip, we wish you a lot of fun riding!

Regards,

A stylized, handwritten signature in blue ink, appearing to read 'Leon Rutten'.

Leon Rutten, CEO Equestic

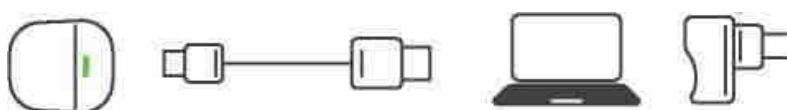
Download the app

Please install the Equestic App from your iOS or Android store.



Charge your SaddleClip

The SaddleClip is always on, but needs to be activated by charging the first time. Plug it into a USB socket (*) or a USB port on a PC using the enclosed USB cable. The LED light will turn green. Once fully charged the green light will go out. You don't need a full charge to start riding.



(*)In order to help protect our environment we did not enclose a USB socket charger as they come with each smartphone and are usually abundantly available in every household.

Create your account

Open the Equestic app and follow the instructions to create an account. You'll receive an email to activate your account.



Activate your account

Make sure you open the email link on your phone with the app installed. You'll be asked to create a password and your account is activated.

Register your SaddleClip

Once your account is active, you need to register your SaddleClip. By registering your SaddleClip it's linked to your account and you'll be able to rename it to your liking.

After scanning for SaddleClips, your clip will appear with the name 'AEMTS SensorTag'.



Rename your SaddleClip

Click on the new found sensor and the app will connect to your SaddleClip.



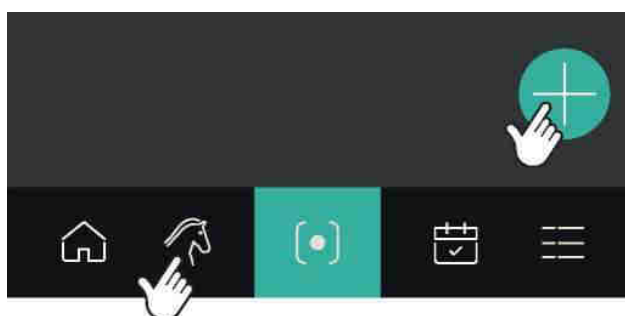
Once connected the SaddleClip will beep four times and the LED light will start blinking blue. If it's your clip beeping, press 'Add clip' and our clip is registered.



You'll be asked to rename your clip. Choose a relevant name, so you can always easily identify your clip. We've added a sticker sheet in the box, to add your initials on the back of your SaddleClip.

Add a horse

Congratulations, you're good to go now! You only need to add your horse and start riding. Press the Horse icon on the bottom. A blank screen with a green (+) on the bottom right appears. Press the (+) and you can add your first horse. You can add a photo of your horse by clicking on the horse avatar.



Start riding!

Attach the SaddleClip to your saddle. It has to be on the left side attached to the flap. See image below. Make sure you place it behind your knee so your leg doesn't touch it. Also make sure you push the clip as far over the flap as possible.



Press the green button [o] on the bottom, a popup with your horse(s) will appear, select the horse you are about to ride.



A popup to confirm your choice will appear, press start to start your ride. (*) As soon as the SaddleClip is activated, it will beep 5 times.

You can now ride! Lock your screen and put away the phone. You do not have to take your phone with you, the SaddleClip can buffer a ride up to one hour. But if you want real-time information while riding, you will have to take your phone with you.

(*) The SaddleClip detects if it's positioned correctly. It has to be on the left side and maximum angle is approximately 45 degrees. If it is not positioned correctly, the app will tell you so and the SaddleClip will not record the training.

At the end of the ride...

Press the red [o] button to end your ride. You'll be asked to rate your training and you can add some comments on your training to be included in your log.

If you didn't take your phone along while riding, your training data has to be sent from the SaddleClip to your phone. Due to maximum Bluetooth bandwidth, this takes about a third of your total ride time. Just unsaddle your horse and your data will be ready soon.

The SaddleClip LED light

The LED light on the SaddleClip indicates it's status: Blinking green (5 sec): Standby, ready to connect
Blinking blue (1 sec): Connected to your phone, ready to start Slow blinking blue (5 sec): Recording a ride
Continuous green (while plugged in): Charging Red: Battery critically low, charge immediately.

Some final words...

The SaddleClip has been extensively tested for robustness. It is water resistant but not guaranteed waterproof. That means it shouldn't be submerged in water. It can withstand extreme temperatures (we've tested -10°C to 40°C) but electronics are sensitive to extreme temperatures so be careful leaving it in such extremes for long periods of time. (e.g. Don't leave it in the car in the full sun).

The sensor contains a Li-ion battery, 3.6v, 110mAh.

Communications is Wireless Bluetooth Low Energy (BLE) 2.4Ghz. Do not open the SaddleClip. The battery should not be taken out.

For more information or support please visit www.equestic.com/faq

Important Safety and Product Information

EU DECLARATION OF CONFORMITY

Equestic SaddleClip

Equestic Holding B.V., Molenveldlaan 112, 6523 RM Nijmegen, The Netherlands

This declaration of conformity is issued under the sole responsibility of the manufacturer.

Object of the declaration:



The object of the declaration described above is in conformity with the relevant Community harmonisation:

- Directive 2014/53/EU
- Directive 2011/65/EU
- Directive 2012/19/EU

The conformity with the essential requirements of the following directives has been demonstrated against the standards:

Standard reference	Article of Directive 2014/53/EU
EN 62368-1:2014	3.1 (a): Health and Safety of the User
Draft EN 301 489-1 V2.2.0	3.1 (b): Electromagnetic Compatibility
Draft EN 301 489-17 V3.2.0	
EN 300 328 V2.1.1.	3.2 : Effective use of spectrum allocated

Thus, **CE** is placed on the product. The Technical Documentation (TD) relevant to the product described above and which supports this Declaration of Conformity, is held at: Equestic Holding B.V., Molenveldlaan 112, 6523 RM Nijmegen, The Netherlands.

Equestic SaddleClip and Equestic App for Android and iPhone.

Signed for and on behalf of Equestic Holding B.V., Nijmegen, July 20, 2018

Ir. A.A.C.M. Wierikx Msc
COO



Regulatory Information USA

Changes or modifications not expressly approved by the party responsible for compliance could void the user's authority to operate the equipment.

This device complies with part 15 of the FCC Rules. Operation is subject to the following two conditions: (1) This device may not cause harmful interference, and (2) this device must accept any interference received, including interference that may cause undesired operation.

Class B device notice

NOTE: This equipment has been tested and found to comply with the limits for a Class B digital device, pursuant to part 15 of the FCC Rules. These limits are designed to provide reasonable protection against harmful interference in a residential installation. This equipment generates, uses and can radiate radio frequency energy and, if not installed and used in accordance with the instructions, may cause harmful interference to radio communications. However, there is no guarantee that interference will not occur in a particular installation. If this equipment does cause harmful interference to radio or television reception, which can be determined by turning the equipment off and on, the user is encouraged to try to correct the interference by one or more of the following measures:

- Reorient or relocate the receiving antenna.
- Increase the separation between the equipment and receiver.
- Connect the equipment into an outlet on a circuit different from that to which the receiver is connected.
- Consult the dealer or an experienced radio/TV technician for help.

RF exposure safety

- This product is a radio transmitter and receiver.
- It is designed not to exceed the emission limits for exposure to radio frequency (RF) energy set by the Federal Communications Commission.
- This transmitter must not be co-located or operating in conjunction with any other antenna or transmitter.

Regulatory Information Canada

Changes or modifications not expressly approved by the party responsible for compliance could void the user's authority to operate the equipment.

Les changements ou modifications non expressément approuvés par la partie responsable de la conformité pourraient annuler l'autorisation de l'utilisateur d'utiliser l'équipement.

This device complies with Innovation, Science and Economic Development Canada's licence-exempt RSS(s). Operation is subject to the following two conditions: (1) This device may not cause interference; and (2) This device must accept any interference, including interference that may cause undesired operation of the device.

Le présent appareil est conforme aux CNR de l'ISDE applicables aux appareils radio exempts de licence. L'exploitation est autorisée aux deux conditions suivantes : (1) l'appareil ne doit pas produire de brouillage, et (2) l'utilisateur de l'appareil doit accepter tout brouillage radioélectrique subi, même si le brouillage est susceptible d'en compromettre le fonctionnement.

RF exposure safety

- This product is a radio transmitter and receiver.
- It is designed not to exceed the emission limits for exposure to radio frequency (RF) energy set by the ISDE.
- This transmitter must not be co-located or operating in conjunction with any other antenna or transmitter.

Exposition humaine aux radiofréquences

- *Ce produit est un émetteur et un récepteur radio.*
- *Il est conçu pour ne pas dépasser les limites d'émission pour l'exposition à l'énergie radiofréquence (RF) établie par l'ISDE.*
- *L'émetteur ne doit pas être colocalisé ni fonctionner conjointement avec à autre antenne ou autre émetteur.*

CAN ICES-3 (B) / NMB-3 (B)

This Class B digital apparatus complies with Canadian ICES-3 / NMB-3

CAN NMB-3(B) / ICES-3 (B)

Cet appareil numérique de classe B est conforme à la norme Canadienne ICES-3 / NMB-3

Warranty information

CAUTION:

- The device contains electrical equipment that could cause injury if not handled properly.
- Do not attempt to replace the battery or open the enclosure or disassemble your SaddleClip product. Doing so will void the warranty and can result in a safety hazard ;
- Substances in this product and its battery may harm the environment or cause injury if handled and disposed improperly ;
- Do not expose your SaddleClip to extremely high or low temperatures
- Do not use your SaddleClip product in a sauna or steam room
- Do not use abrasive cleaners to clean your SaddleClip product.
- Do not dispose of your SaddleClip product in a fire. The battery could explode
- Charge the battery in accordance with the instructions in this manual. Only use a computer, powered hub or power supply that is certified by a recognized testing laboratory and the SaddleClip charging cable.
- Do not charge your SaddleClip product while it is wet.
- Your device or its charging cable may include magnetic material. Magnets may interfere with pacemakers, defibrillators, or other medical devices. Consult your physician and the manufacturer of your medical device before using to determine if these products are safe for you.
- This product is not a toy. Do not allow children or pets to play with your SaddleClip product. The product contains small components that can be a choking hazard.
- Except as specified, this product is not intended to diagnose, treat, cure or prevent any disease. For more information, visit www.equestic.com

Limited product warranty

LIMITED PRODUCT WARRANTY

Equestic warrants to the original purchaser that your Equestic-branded device and Equestic-branded device accessories (collectively, the "Product") shall be free from defects in materials and workmanship under normal use for a period of one (1) year from the date of purchase, except that if you reside in the European Economic Area (EEA) and you purchased your Equestic product in the EEA, the warranty period is two (2) years from the date of purchase (the "Warranty Period").

REMEDIES

If such a defect arises and a return authorization request is received by Equestic within the applicable Warranty Period, Equestic will, at its option and to the extent permitted by law, either (1) repair the Product at no charge, using new or refurbished replacement parts or (2) replace the Product with a new or refurbished Product. In the event of such a defect, to the extent permitted by law, these are your sole and exclusive remedies. Shipping and handling charges may apply except where prohibited by applicable law. This Limited Product Warranty is valid only in the jurisdictions where the Products are sold by Equestic itself or through its authorized reseller or agent and is valid to the extent permitted by the applicable laws of such jurisdictions. Any replacement Product will be warranted for the remainder of the original warranty period or thirty (30) days, whichever is longer, or for any additional period of time that may be required by applicable law.

HOW TO OBTAIN WARRANTY SERVICE

To obtain warranty service, a return authorization must be requested from our customer service team. To request a return authorization, please contact Customer Service at service@equestic.com. The return authorization number must be included along with your returned product. You must deliver the Product, in either its original packaging or packaging providing an equal degree of protection, to the address specified by Equestic. As may be required by applicable law, Equestic may require you to furnish proof of purchase details and/or comply with other requirements before receiving warranty service. It is your

responsibility to synchronize the data you may have stored on the Product. It is likely that the data will be lost or reformatted during warranty service, and Equestic will not be responsible for any such loss.

EXCLUSIONS AND LIMITATIONS

This Limited Product Warranty applies only to the original purchaser of the Product that was purchased from an authorized dealer or sales channel and manufactured by or for Equestic that can be identified by an authorized “Equestic” trademark, trade name, or logo affixed to it. Without limiting the foregoing, the Limited Product Warranty does not apply to any (a) Equestic products and services other than the Products, (b) non-Equestic products, even if included or sold with a Product, including, without limitation, any counterfeit products, (c) products that are, or Equestic reasonably believes to be, stolen, (d) consumables (such as batteries), or (e) software, even if packaged or sold with the Product or embedded in the Product. This Limited Product Warranty does not apply to products with the “Made for Equestic” or “Works with Equestic” logos or Tory Burch for Equestic accessories. For service or issues related to those products, please contact the manufacturer at info@equestic.com.

This warranty does not apply to a Product or part of a Product that has been serviced, altered, refurbished, or modified by anyone who is not authorized by Equestic, nor does it apply to any cosmetic damage such as scratches and dents. In addition, this Limited Product Warranty does not apply to damage or defects caused by (a) use with non-Equestic products; (b) accident, abuse, misuse, mishandling, flood, fire, earthquake or other external causes; (c) normal wear and tear or aging of the Product such as discoloration or stretching; or (d) operating the Product (i) outside the permitted or intended uses described by Equestic, (ii) not in accordance with instructions provided by Equestic, or (iii) with improper voltage or power supply.

No Equestic reseller, distributor, agent or employee is authorized to make any modification, extension, or addition to this Limited Product Warranty. If any term contained herein is held to be illegal or unenforceable, the legality or enforceability of the remaining terms shall not be affected or impaired.

IMPLIED WARRANTIES

EXCEPT TO THE EXTENT PROHIBITED BY APPLICABLE LAW, ALL IMPLIED WARRANTIES (INCLUDING, WITHOUT LIMITATION, WARRANTIES OF MERCHANTABILITY AND FITNESS FOR A PARTICULAR PURPOSE) SHALL BE LIMITED IN DURATION TO THE DURATION OF THIS LIMITED WARRANTY. Some jurisdictions do not allow limitations on the duration of an implied warranty, so the above limitation may not apply to you.

LIMITATION OF DAMAGES

EXCEPT TO THE EXTENT PROHIBITED BY APPLICABLE LAW, EQUESTIC SHALL NOT BE LIABLE FOR ANY INCIDENTAL, INDIRECT, SPECIAL, OR CONSEQUENTIAL DAMAGES, INCLUDING, WITHOUT LIMITATION, LOSS OF PROFITS, REVENUE OR DATA, RESULTING FROM ANY BREACH OF EXPRESS OR IMPLIED WARRANTY OR CONDITION OR UNDER ANY OTHER LEGAL THEORY, EVEN IF EQUESTIC HAS BEEN ADVISED OF THE POSSIBILITY OF SUCH DAMAGES. Some jurisdictions do not allow the exclusion or limitation of special, indirect, incidental or consequential damages, so the above limitation or exclusion may not apply to you.

GOVERNING LAW

This Limited Warranty shall be governed by the laws of the Netherlands, without giving effect to any conflict of laws principles that may provide the application of the law of another jurisdiction.

NATIONAL STATUTORY RIGHTS

CONSUMERS IN SOME JURISDICTIONS MAY HAVE LEGAL RIGHTS UNDER APPLICABLE NATIONAL LEGISLATION GOVERNING THE SALE OF CONSUMER GOODS, INCLUDING, WITHOUT LIMITATION, NATIONAL LAWS IMPLEMENTING EC DIRECTIVE 99/44. THESE RIGHTS ARE NOT AFFECTED BY THE WARRANTIES IN THIS LIMITED WARRANTY.

Disposal & Recycling information



For private households. Information on Disposal for Users of WEEE

These symbols on the product and / or accompanying documents mean that used electrical and electronic equipment (WEEE) should not be mixed with general household waste at its end of life because it contains a battery and is electronic equipment. For proper treatment, recovery and recycling, please take this product to designated collection points where it will be accepted free of charge. Alternatively, in some countries, you may be able to return your products to your local retailer upon purchase of an equivalent new product. Disposing of this product correctly will help save valuable resources and prevent any potential negative effects on human health and the environment, which could otherwise arise from inappropriate waste handling. Please contact your local authority for further details of your nearest designated collection point. Penalties may be applicable for incorrect disposal of this waste, in accordance with your national legislation.

For professional users within the European Union

If you wish to discard electrical and electronic equipment (EEE), please contact your dealer or supplier for further information.