

# Sly Audio

## User Manual



# Sly Audio

Please follow the instruction  
in this guide to enjoy the best sound.



## Package Contents

---




A



B



C




D



## Operation Instruction

---

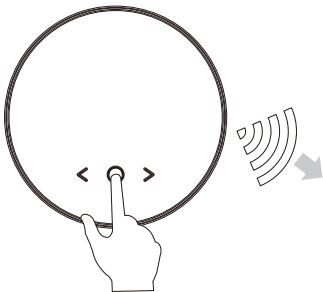


Hold "O" button to power on and off  
Press "O" button to play/pause music  
(for compatible bluetooth device/app)



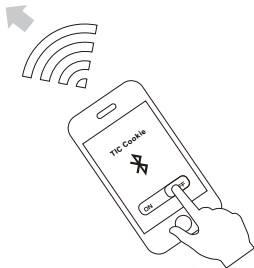
## Bluetooth Connection

---



Press "O" button for 2 seconds to activate Bluetooth discovery mode.

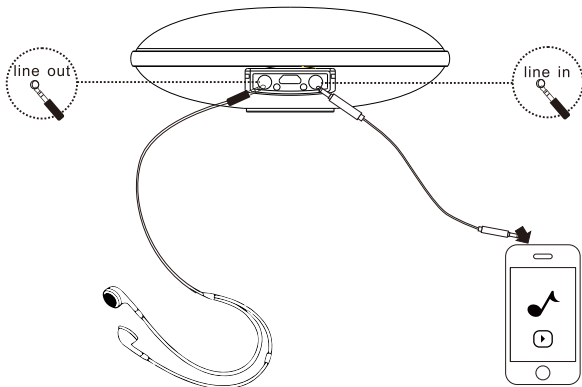
Quickly press "O" button twice to disconnect existing Bluetooth connection and return to discovery mode.





## Line In/ Line Out Mode (Earphone out Mode)

---

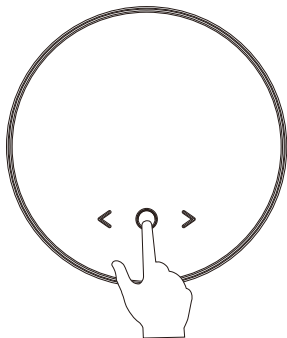


Use "line in" to connect any audio device via a 3.5mm cable. Speaker will automatically switch to AUX mode if a device is connected. Speaker will automatically switch back to Bluetooth mode once the device is disconnected.

Use "line out" to output music to any headphone or audio receiver. The speaker will work as a Bluetooth receiver when connected. The speaker will be muted when a headphone/receiver is connected to the "line out".




Handsfree



While connected to a smartphone in Bluetooth mode, you can short press the "O" button to answer any incoming call and long press the "O" button to refuse. While talking, short press the "O" button to end the call.



Volume Control

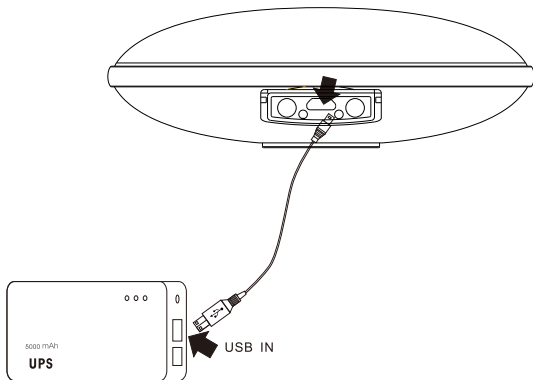


Press the buttons to decrease or increase volume.





Charging

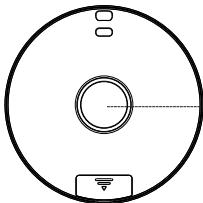


Connect speaker via USB cable to any power source (USB charger, powerbank, laptop, etc.) to charge battery.




## Magnetic Mount

---



You can conveniently mount the speaker on any flat metallic surface using the magnetic mount on the back of the speaker.





## Specification

---



Model No.: MINI380



Size:  $\varnothing$  4.8" \* 1.6"



Output power: 8W



Input: 5V  $\equiv$  1A



Frequency Response:  
80Hz-18KHz



S/N:  $\cong$  75db



Audio out for headphone  
or receiver



Product: Wireless Speaker



2.0 Stereo



Bluetooth



AUX IN 3.5mm



Operate: Buttons



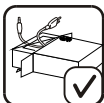
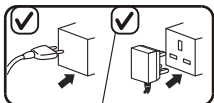
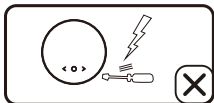
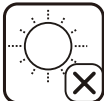
Material: ABS+Cloth



Battery Capacity:  
2200mAh



## Safety and Maintenance



NOTE: This equipment has been tested and found to comply with the limits for a Class B digital device, pursuant to part 15 of the FCC Rules. These limits are designed to provide reasonable protection against harmful interference in a residential installation. This equipment generates uses and can radiate radio frequency energy and, if not installed and used in accordance with the instructions, may cause harmful interference to radio communications. However, there is no guarantee that interference will not occur in a particular installation. If this equipment does cause harmful interference to radio or television reception, which can be determined by turning the equipment off and on, the user is encouraged to try to correct the interference by one or more of the following measures:

- Reorient or relocate the receiving antenna.
- Increase the separation between the equipment and receiver.
- Connect the equipment into an outlet on a circuit different from that to which the receiver is connected.
- Consult the dealer or an experienced radio/TV technician for help

Changes or modifications not expressly approved by the party responsible for compliance

could void the user's authority to operate the equipment.

This device complies with Part 15 of the FCC Rules. Operation is subject to the following two conditions:

- (1) this device may not cause harmful interference, and
- (2) this device must accept any interference received, including interference that may cause undesired operation.