FCC ID: 2APRZ-MAXWELL DSS test report modification cross comparison chart

FCC ID	2APRZ-MAXWELL
Equipment Class	DSS
Radio Function	BT
Report No.	BTL-FCCP-1-2209T130
Modified Page Number	1, 5, 36, 37; Total 4 pages.

Modified	Original	Note
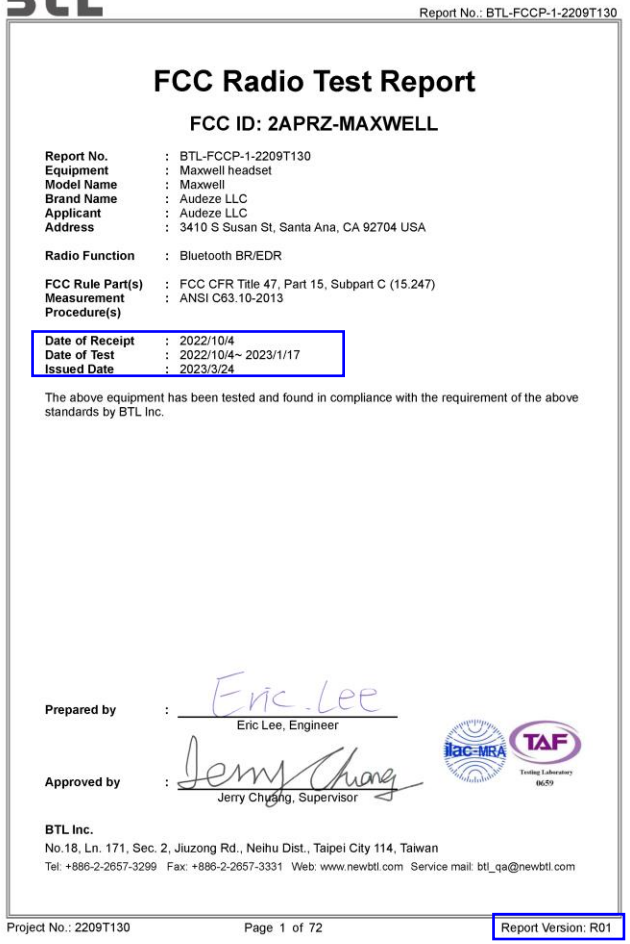	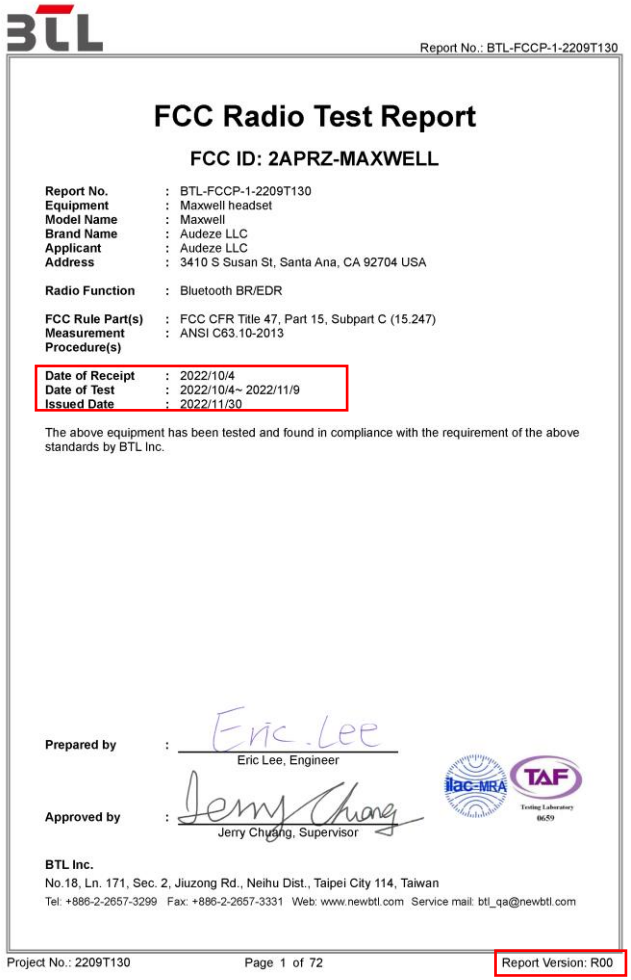	On page 1, the **Date of Test** and **Issued Date** are updated, and the **Report Version** is updated to **R01** on every page due this modification.

Report No.: BTL-FCCP-1-2209T130

FCC Radio Test Report

FCC ID: 2APRZ-MAXWELL

Report No. : BTL-FCCP-1-2209T130
Equipment : Maxwell headset
Model Name : Maxwell
Brand Name : Audeze LLC
Applicant : Audeze LLC
Address : 3410 S Susan St, Santa Ana, CA 92704 USA

Radio Function : Bluetooth BR/EDR

FCC Rule Part(s) : FCC CFR Title 47, Part 15, Subpart C (15.247)
Measurement Procedure(s) : ANSI C63.10-2013

Date of Receipt : 2022/10/4
Date of Test : 2022/10/4~ 2023/1/17
Issued Date : 2023/3/24

The above equipment has been tested and found in compliance with the requirement of the above standards by BTL Inc.

Prepared by : Eric Lee, Engineer

Approved by : Jerry Chuang, Supervisor

BTL Inc.
No.18, Ln. 171, Sec. 2, Jiuzong Rd., Neihu Dist., Taipei City 114, Taiwan
Tel: +886-2-2657-3299 Fax: +886-2-2657-3331 Web: www.newbtl.com Service mail: btl_qa@newbtl.com

Project No.: 2209T130 Page 1 of 72 Report Version: R01

Report No.: BTL-FCCP-1-2209T130

FCC Radio Test Report

FCC ID: 2APRZ-MAXWELL

Report No. : BTL-FCCP-1-2209T130
Equipment : Maxwell headset
Model Name : Maxwell
Brand Name : Audeze LLC
Applicant : Audeze LLC
Address : 3410 S Susan St, Santa Ana, CA 92704 USA

Radio Function : Bluetooth BR/EDR

FCC Rule Part(s) : FCC CFR Title 47, Part 15, Subpart C (15.247)
Measurement Procedure(s) : ANSI C63.10-2013

Date of Receipt : 2022/10/4
Date of Test : 2022/10/4~ 2022/11/9
Issued Date : 2022/11/30

The above equipment has been tested and found in compliance with the requirement of the above standards by BTL Inc.

Prepared by : Eric Lee, Engineer

Approved by : Jerry Chuang, Supervisor

BTL Inc.
No.18, Ln. 171, Sec. 2, Jiuzong Rd., Neihu Dist., Taipei City 114, Taiwan
Tel: +886-2-2657-3299 Fax: +886-2-2657-3331 Web: www.newbtl.com Service mail: btl_qa@newbtl.com

Project No.: 2209T130 Page 1 of 72 Report Version: R00

FCC ID: 2APRZ-MAXWELL DSS test report modification cross comparison chart

FCC ID	2APRZ-MAXWELL
Equipment Class	DSS
Radio Function	BT
Report No.	BTL-FCCP-1-2209T130
Modified Page Number	1, 5, 36, 37; Total 4 pages.

Modified	Original	Note
		On page 5, in the **Report REVISION HISTORY**, a Version **R01** description is added due this modification.

Report No.: BTL-FCCP-1-2209T130

REVISION HISTORY

Report No.	Version	Description	Issued Date	Note
BTL-FCCP-1-2209T130	R00	Original Report.	2022/11/30	Invalid
BTL-FCCP-1-2209T130	R01	Revised report to address TAF Audit's comments.	2023/3/24	Valid

Project No.: 2209T130 Page 5 of 72 Report Version: R01

Report No.: BTL-FCCP-1-2209T130

REVISION HISTORY

Report No.	Version	Description	Issued Date	Note
BTL-FCCP-1-2209T130	R00	Original Report.	2022/11/30	Valid

Project No.: 2209T130 Page 5 of 72 Report Version: R00

FCC ID: 2APRZ-MAXWELL DSS test report modification cross comparison chart

FCC ID	2APRZ-MAXWELL
Equipment Class	DSS
Radio Function	BT
Report No.	BTL-FCCP-1-2209T130
Modified Page Number	1, 5, 36, 37; Total 4 pages.

Modified	Original	Note

Modified

BTL

Report No.: BTL-FCCP-1-2209T130

Test Mode	BT(1Mbps)	Test Date	2023/1/17
Test Frequency	2402MHz	Polarization	Vertical
Temp	23°C	Hum.	59%

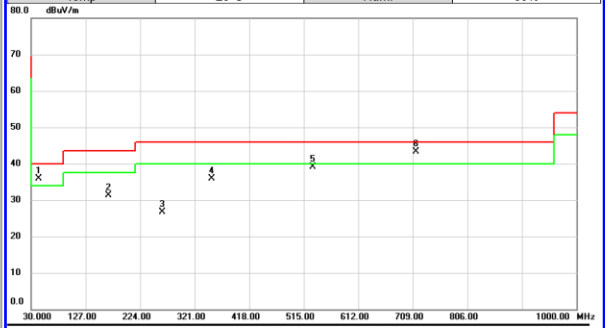

No.	Mk.	Freq.	Reading Level	Correct Factor	Measure-ment	Limit	Over		
		MHz	dBuV	dB	dBuV/m	dBuV/m	dB	Detector	Comment
1	!	44.1943	47.34	-11.39	35.95	40.00	-4.05	peak	
2		167.9987	43.56	-12.22	31.34	43.50	-12.16	peak	
3		263.0587	39.26	-12.60	26.66	46.00	-19.34	peak	
4		351.2640	46.24	-10.32	35.92	46.00	-10.08	peak	
5		531.1020	44.99	-5.94	39.05	46.00	-6.95	peak	
6	*	714.2057	45.91	-2.51	43.40	46.00	-2.60	peak	

REMARKS:
(1) Measurement Value = Reading Level + Correct Factor.
(2) Margin Level = Measurement Value - Limit Value.

Project No.: 2209T130 Page 36 of 72 Report Version: R01

Original

BTL

Report No.: BTL-FCCP-1-2209T130

Test Mode	BT(1Mbps)	Test Date	2022/10/25
Test Frequency	2402MHz	Polarization	Vertical
Temp	23°C	Hum.	59%

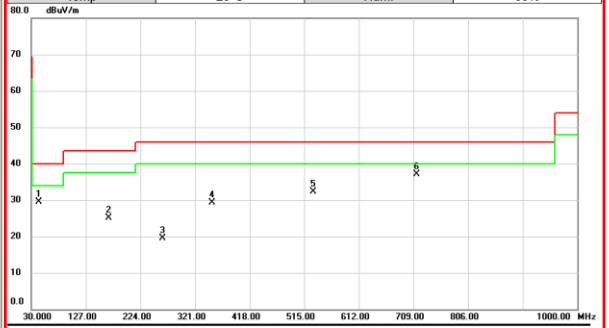

No.	Mk.	Freq.	Reading Level	Correct Factor	Measure-ment	Limit	Over		
		MHz	dBuV	dB	dBuV/m	dBuV/m	dB	Detector	Comment
1		44.1943	47.34	-17.81	29.53	40.00	-10.47	peak	
2		167.9987	43.56	-18.43	25.13	43.50	-18.37	peak	
3		263.0587	39.26	-19.67	19.59	46.00	-26.41	peak	
4		351.2640	46.24	-16.98	29.26	46.00	-16.74	peak	
5		531.1020	44.99	-12.62	32.37	46.00	-13.63	peak	
6	*	714.2057	45.91	-8.80	37.11	46.00	-8.89	peak	

REMARKS:
(1) Measurement Value = Reading Level + Correct Factor.
(2) Margin Level = Measurement Value - Limit Value.

Project No.: 2209T130 Page 36 of 72 Report Version: R00

Note

On page 36, the test result is replaced with new test result which is applied with amended correct factors.

FCC ID: 2APRZ-MAXWELL DSS test report modification cross comparison chart

FCC ID	2APRZ-MAXWELL
Equipment Class	DSS
Radio Function	BT
Report No.	BTL-FCCP-1-2209T130
Modified Page Number	1, 5, 36, 37; Total 4 pages.

Modified	Original	Note

Modified

BTL

Report No.: BTL-FCCP-1-2209T130

Test Mode	BT(1Mbps)	Test Date	2023/1/17
Test Frequency	2402MHz	Polarization	Horizontal
Temp	23°C	Hum.	59%

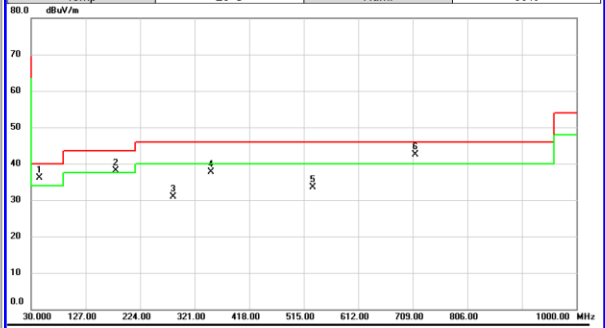

No.	Mk.	Freq.	Reading Level	Correct Factor	Measure-ment	Limit	Over		
		MHz	dBuV	dB	dBuV/m	dBuV/m	dB	Detector	Comment
1	!	44.3883	47.38	-11.37	36.01	40.00	-3.99	peak	
2	!	180.7380	51.50	-13.48	38.02	43.50	-5.48	peak	
3		282.7497	42.75	-11.82	30.93	46.00	-15.07	peak	
4		350.2293	47.96	-10.35	37.61	46.00	-8.39	peak	
5		531.1990	39.47	-5.94	33.53	46.00	-12.47	peak	
6	*	713.0740	45.03	-2.54	42.49	46.00	-3.51	peak	

REMARKS:
(1) Measurement Value = Reading Level + Correct Factor.
(2) Margin Level = Measurement Value - Limit Value.

Project No.: 2209T130 Page 37 of 72 Report Version: R01

Original

BTL

Report No.: BTL-FCCP-1-2209T130

Test Mode	BT(1Mbps)	Test Date	2022/10/25
Test Frequency	2402MHz	Polarization	Horizontal
Temp	23°C	Hum.	59%

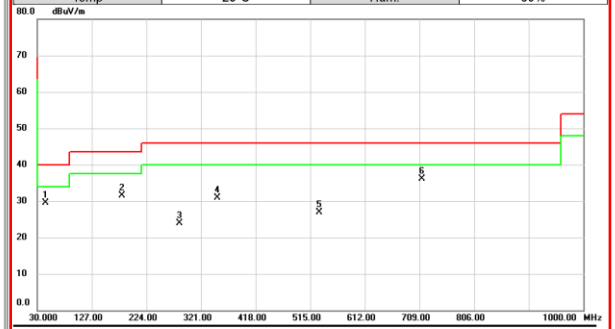

No.	Mk.	Freq.	Reading Level	Correct Factor	Measure-ment	Limit	Over		
		MHz	dBuV	dB	dBuV/m	dBuV/m	dB	Detector	Comment
1		44.3883	47.38	-17.82	29.56	40.00	-10.44	peak	
2		180.7380	51.50	-20.04	31.46	43.50	-12.04	peak	
3		282.7497	42.75	-18.84	23.91	46.00	-22.09	peak	
4		350.2293	47.96	-17.00	30.96	46.00	-15.04	peak	
5		531.1990	39.47	-12.62	26.85	46.00	-19.15	peak	
6	*	713.0740	45.03	-8.83	36.20	46.00	-9.80	peak	

REMARKS:
(1) Measurement Value = Reading Level + Correct Factor.
(2) Margin Level = Measurement Value - Limit Value.

Project No.: 2209T130 Page 37 of 72 Report Version: R00

Note

On page 37, the test result is replaced with new test result which is applied with amended correct factors.