材质:128g双铜
展开尺寸:290*83mm
成型尺寸:58*83mm
颜色:单黑
成型方式:风琴折
P. S:双面印刷

iF18

Wireless·Bluetooth·headset
u s e r ' s m a n u a l
Dongguan Binshi Electronic Technology Co., Ltd

Safety instructions

Please read and retain all safety and usage instructions.

Use only accessories/accessories specified by the manufacturer.

Special Note
To avoid accidental ingestion, keep headphones away from children and pets. The headset contains a lithium battery that can be dangerous if swallowed. If swallowed, seek medical attention immediately. When not in use, store the headset in a capped charging case and keep it away from children and pets.
Do not use the headphones at high volume for long periods of time.
To avoid hearing damage, use the headphones at a comfortable, moderate volume.
Turn down the volume of the device first, then put on the headset, then gradually increase the volume until you reach a comfortable level of hearing.
If you are talking over this headset while driving, use it with caution and follow the applicable laws regarding the use of your phone and headset. In some places, the law has special restrictions on the use of such products when driving
Do not use the headset for other purposes while driving.
If you are using headphones when you are engaged in activities that require concentration, you should be aware of the safety of yourself and others, such as when riding a bicycle or walking on or near roads, construction sites or railways, and follow the relevant laws regarding the use of headphones. . You should remove the headphones or adjust the volume to make sure you can hear the surrounding sounds, including alarms and warnings.
Children are not allowed to use headphones.
Do not immerse the headphones in water or expose them to moisture for long periods of time, or wear them in water sports such as swimming, water skiing, and surfing.

Basic precautions should be observed when using this product:
Read all instructions before using the charging case.
If the charging box is used near a child, it must be closely monitored to prevent injury.

The charging box must not be exposed to substances such as water, rain, liquid or snow.
Using a power source or charger that is not recommended or sold by the battery manufacturer may result in a risk of fire or personal injury.
Do not use the charging case beyond the rated output power.
Do not use a damaged or modified charging box. Damaged or modified batteries can cause fire, explosion, or Unpredictable dangers such as personal injury.

Not suitable for children under 3 years of age.

Contains magnetic materials. Please consult a doctor if it will affect the implantable medical device.

Do not modify this product without authorization.
Use this product only under approved power supplies (such as UL, CSA, VDE, CCC) that meet local regulatory requirements.
Do not overheat the product containing the battery (for example, avoid direct sunlight and keep away from fire, etc.). Wipe off the sweat from the headphones and the charging case before charging.

1 Touch zone
2 charging port
3 Function key

Feature

Bluetooth version 5.0, fast connection, stable transmission, low power consumption, better sound quality.

Control: A new generation of smart touch technology, eliminating the pressure of the button type, the operation is more comfortable and convenient.
Comfort: Get rid of the wire bondage, lightly fit the auricle, exercise, and listen to the song more comfortable.
Sound quality: The bass is strong, the vocals are delicate, and the treble is clear.

Packing list

Headphones*1

Charging case*1

Manual*1

Cable*1

Note:
Do not use if the product is partially damaged, please contact an authorized dealer or customer service.To prevent rust, periodically clean the charging pins on the headphones with a dry, soft cotton rag or similar item.

Instructions

Open the window cover.
IOS system Open the charging window of the Apple phone and bring

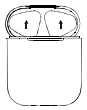

Automatic start up
Open the cover of the charging box and start the machine

Automatic shutdown
Put it into the charging bin Or shut down after 5 minutes without device connection

Paired connection

Activate the Bluetooth function of mobile phone or other devices. If it is an Android system mobile phone or device, please click the "search Bluetooth device" option of mobile phone. If it is an IOS system mobile phone or device, it will automatically search and pop up the window;

When the modeliF18 of the Bluetooth headset is found, click to enter the pairing; when the pairing is successful, the headset will send out the prompt tone of successful connection, and enter the connection standby state.

Action Illustration

Answer/Hang up
Touch twice to answer / end the call
Androids/iOS

Custom key functions (iOS system)
After connecting to the iF18, click on the phone [Settings]> [Bluetooth], find the iF18 and click on the [i] icon next to it, and you can customize the order of [double tap].

1.Activate Siri
2.Play and pause
3.Next track
4. Previous track

Reject call
Long press to reject the incoming call
Androids/iOS

Action Illustration

Play / pause Androids

Music playing status, double click to pause music Music pause status, double click to continue playing music

Song switching Androids

Triple-click the L key to go to the previous song
Triple hit the R key to the next song

Indicator light

Put it into the charging box to charge the equipment and turn off the full lamp

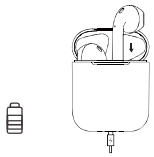

Press and hold the charging bin button for a long time, and click the connection and pairing button on the apple mobile phone to complete the pairing, and the three true charges will pop up on the apple mobile phone

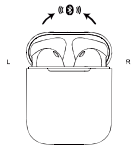

Environmental requirements

Hazardous substance name	ppm
Pb	1000
Cd	100
Hg	1000
Cr6+	1000
PBBs	1000
PBDEs	1000

P.S: All relevant RoHS standards must be tested and relevant qualification reports must be available.

FCC Warning

This device complies with Part 15 of the FCC Rules. Operation is subject to the following two conditions:
(1) This device may not cause harmful interference, and (2) this device must accept any interference received, including interference that may cause undesired operation.

NOTE 1: This equipment has been tested and found to comply with the limits for a Class B digital device, pursuant to part 15 of the FCC Rules. These limits are designed to provide reasonable protection against harmful interference in a residential installation. This equipment generates, uses and can radiate radio frequency energy and, if not installed and used in accordance with the instructions, may cause harmful interference to radio communications. However, there is no guarantee that interference will not occur in a particular installation. If this equipment does cause harmful interference to radio or television reception, which can be determined by turning the equipment off and on, the user is encouraged to try to correct the interference by one or more of the following measures:
- Reorient or relocate the receiving antenna.
- Increase the separation between the equipment and receiver.
-Connect the equipment into an outlet on a circuit different from that to which the receiver is connected.
-Consult the dealer or an experienced radio/TV technician for help.

NOTE 2: Any changes or modifications to this unit not expressly approved by the party responsible for compliance could void the user's authority to operate the equipment.

The device has been evaluated to meet general RF exposure requirement.