

# RF Exposure Report

Report No.: AGC01748180404FH03

**APPLICATION PURPOSE** : Original Equipment  
**PRODUCT DESIGNATION** : Wireless Charger  
**BRAND NAME** : N/A  
**MODEL NAME** : 180001  
**CLIENT** : GREAT FOREST MANUFACTURE CO., LTD.  
**DATE OF ISSUE** : May 10, 2018  
**STANDARD(S)** : KDB 680106 D01 RF Exposure Wireless Charger App v03  
**REPORT VERSION** : V1.0

Attestation of Global Compliance (Shenzhen) Co., Ltd

**CAUTION:**

This report shall not be reproduced except in full without the written permission of the test laboratory and shall not be quoted out of context.



The results shown in this test report refer only to the sample(s) tested unless otherwise stated and the sample(s) are retained for 30 days only. The document is issued by AGC, this document cannot be reproduced except in full with our prior written permission. The more details and the authenticity of the report will be confirmed at <http://www.agc-cert.com>.

**REPORT REVISE RECORD**

Report Version	Revise Time	Issued Date	Valid Version	Notes
V1.0	/	May 10, 2018	Valid	Initial Release

The results shown in this test report refer only to the sample(s) tested unless otherwise stated and the sample(s) are retained for 30 days only. The document is issued by AGC, this document cannot be reproduced except in full with our prior written permission. The more details and the authenticity of the report will be confirmed at <http://www.agc-cert.com>.

## TABLE OF CONTENTS

<b>1. VERIFICATION OF CONFORMITY</b>	<b>4</b>
<b>2. GENERAL INFORMATION</b>	<b>5</b>
2.1. PRODUCT DESCRIPTION	5
<b>3. DESCRIPTION OF TEST MODES</b>	<b>6</b>
<b>4. SYSTEM TEST CONFIGURATION</b>	<b>6</b>
<b>5. TEST FACILITY</b>	<b>7</b>
<b>6. RADIO FREQUENCY (RF) EXPOSURE TEST</b>	<b>8</b>
6.1. LIMITS	8
6.2. TEST SETUP	8
<b>APPENDIX A: PHOTOGRAPHS OF TEST SETUP</b>	<b>11</b>

The results shown in this test report refer only to the sample(s) tested unless otherwise stated and the sample(s) are retained for 30 days only. The document is issued by AGC, this document cannot be reproduced except in full with our prior written permission. The more details and the authenticity of the report will be confirmed at <http://www.agc-cert.com>.



## 1. VERIFICATION OF CONFORMITY

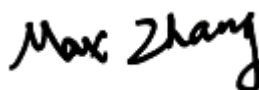
<b>Applicant</b>	GREAT FOREST MANUFACTURE CO, LTD.,
<b>Address</b>	Room 1709 Building A, 95 International Mansion, No.598 Jiangnan Road, High-Tech District Ningbo China
<b>Manufacturer</b>	GREAT FOREST MANUFACTURE CO, LTD.,
<b>Address</b>	Room 1709 Building A, 95 International Mansion, No.598 Jiangnan Road, High-Tech District Ningbo China
<b>Product Designation</b>	Wireless Charger
<b>Brand Name</b>	N/A
<b>Test Model:</b>	180001
<b>Date of test</b>	Apr. 28, 2018 to May 10, 2018
<b>Deviation</b>	None
<b>Condition of Test Sample</b>	Normal
<b>Report Template</b>	AGCRT-US-BR/RF (2013-03-01)

We hereby certify that:

The above equipment was tested by Attestation of Global Compliance (Shenzhen) Co., Ltd. The test data, data evaluation, test procedures, and equipment configurations shown in this report were made in accordance with the procedures given in KDB 680106 D01.

The results of testing in this report apply to the product/system which was tested only.

Tested by



Max Zhang(Zhang Yi)

May 10, 2018

Reviewed by



Bart Xie(Xie Xiaobin))

May 10, 2018

Approved By



Forrest Lei(Lei Yonggang)

May 10, 2018

The results shown in this test report refer only to the sample(s) tested unless otherwise stated and the sample(s) are retained for 30 days only. The document is issued by AGC, this document cannot be reproduced except in full with our prior written permission. The more details and the authenticity of the report will be confirmed at <http://www.agc-cert.com>.

## 2. GENERAL INFORMATION

### 2.1. PRODUCT DESCRIPTION

A major technical description of EUT is described as following

Operation Frequency	174.6KHz
Maximum field strength	52.05dBuV/m(Peak)@3m
Modulation	FSK
Number of channels	1
Antenna Designation	Integrated Antenna (Met 15.203 Antenna requirement)
Hardware Version	EYM-W22V0.1
Software Version	V1.0
Power Supply	Input: 5V/2A Output: 5V/1A

The results shown in this test report refer only to the sample(s) tested unless otherwise stated and the sample(s) are retained for 30 days only. The document is issued by AGC, this document cannot be reproduced except in full with our prior written permission. The more details and the authenticity of the report will be confirmed at <http://www.agc-cert.com>.

### 3. DESCRIPTION OF TEST MODES

NO.	TEST MODE DESCRIPTION
1	Wireless charging Mode (Full load)
2	Wireless charging Mode (half load)
3	Wireless charging Mode (Null load)
Note: 1. The mode 1 was the worst case and only the data of the worst case record in this report.	

### 4. SYSTEM TEST CONFIGURATION

Item	Equipment	Model No.	ID or Specification	Remark
1	Wireless Charger	180001	2APR2-180001	EUT
2	Adapter	HW05010002	100-240V 50/60Hz 0.5A DC5V 1A	Support
3	Wireless electronic Load	--	Maximum power 10.8W	Support

The results shown in this test report refer only to the sample(s) tested unless otherwise stated and the sample(s) are retained for 30 days only. The document is issued by AGC, this document cannot be reproduced except in full with our prior written permission. The more details and the authenticity of the report will be confirmed at <http://www.agc-cert.com>.



## 5. TEST FACILITY

<b>Test Site</b>	Attestation of Global Compliance (Shenzhen) Co., Ltd
<b>Location</b>	1-2F., Bldg.2, No.1-4, Chaxi Sanwei Technical Industrial Park, Gushu, Xixiang, Bao'an District B112-B113, Bldg.12, Baoan Bldg Materials Center, No.1 of Xixiang Inner Ring Road, Baoan District, Shenzhen 518012
<b>NVLAP LAB CODE</b>	600153-0
<b>Designation Number</b>	CN5028
<b>FCC Test Firm Registration Number</b>	682566
<b>Description</b>	Attestation of Global Compliance(Shenzhen) Co., Ltd is accredited by National Voluntary Laboratory Accreditation program, NVLAP Code 600153-0

## TEST EQUIPMENT LIST

Description	Manufacturer	Model	S/N	Cal. Date	Cal. Due
Broadband Field Meter	Narda Safety Test Solutions GmbH	NBM-550	J-0004	June 15, 2017	June 14, 2018
Probe FHP	Narda Safety Test Solutions GmbH	EHP-50F	J-0015	June 15, 2017	June 14, 2018

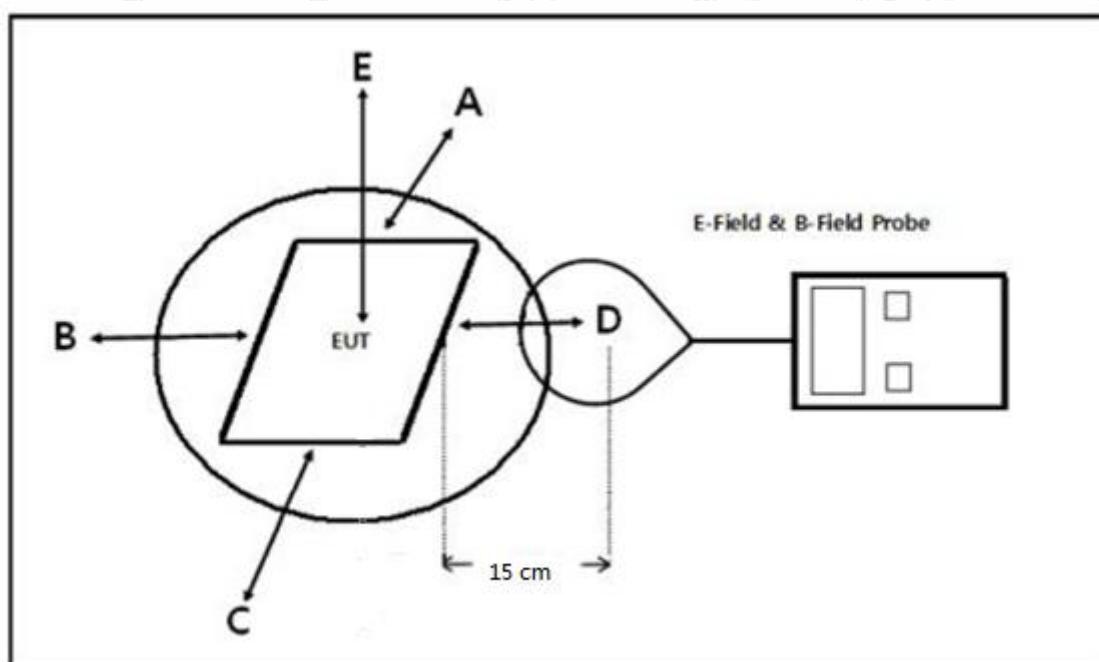
The results shown in this test report refer only to the sample(s) tested unless otherwise stated and the sample(s) are retained for 30 days only. The document is issued by AGC, this document cannot be reproduced except in full with our prior written permission. The more details and the authenticity of the report will be confirmed at <http://www.agc-cert.com>.

## 6. RADIO FREQUENCY (RF) EXPOSURE TEST

### 6.1. LIMITS

For devices designed for typical desktop applications, such as wireless charging pads, RF exposure evaluation should be conducted assuming a user separation distance of 15 cm. E and H field strength measurements or numerical modeling may be used to demonstrate compliance. Measurements should be made from all sides and the top of the primary/client pair, with the 15 cm measured from the center of the probe(s) to the edge of the device. Emissions between 100 kHz to 300 kHz should be assessed versus the limits at 300 kHz in Table 1 of Section 1.1310: 614 V/m and 1.63 A/m.

### 6.2. TEST SETUP



Note: Position A: Front of EUT; Position B: Left of EUT; Position C: back of EUT; Position D: Right of EUT; Position E: Top of EUT(20 cm measure distance);

The results shown in this test report refer only to the sample(s) tested unless otherwise stated and the sample(s) are retained for 30 days only. The document is issued by AGC, this document cannot be reproduced except in full with our prior written permission. The more details and the authenticity of the report will be confirmed at <http://www.agc-cert.com>.



### 6.3. TEST PROCEDURE

The EUT was placed on a non-conductive table top and the ancillary equipment (e.g. mobile phone) was placed on the EUT for charging.

Maximum E-field and H-field measurements were tested 15cm from each side of the EUT. For top side the measure distance is 20cm.

Along the side of the EUT to center of E-field probe and H-field probe were positioned at the location to search maximum field strength.

### 6.4. TEST RESULT

Test condition: Mode 1

E-field strength test result:

Frequency Range	Probe Position A (V/m)	Probe Position B (V/m)	Probe Position C (V/m)	Probe Position D (V/m)	Probe Position E (V/m)	Limit (V/m)
100-205kHz	0.12	0.19	0.16	0.14	1.98	614

H-field strength test result:

Frequency Range	Probe Position A (A/m)	Probe Position B (A/m)	Probe Position C (A/m)	Probe Position D (A/m)	Probe Position E (A/m)	Limit (A/m)
100-205kHz	0.08	0.07	0.08	0.08	0.34	1.63

Test condition: Mode 2

E-field strength test result:

Frequency Range	Probe Position A (V/m)	Probe Position B (V/m)	Probe Position C (V/m)	Probe Position D (V/m)	Probe Position E (V/m)	Limit (V/m)
100-205kHz	0.07	0.13	0.10	0.12	0.94	614

H-field strength test result:

Frequency Range	Probe Position A (A/m)	Probe Position B (A/m)	Probe Position C (A/m)	Probe Position D (A/m)	Probe Position E (A/m)	Limit (A/m)
100-205kHz	0.16	0.17	0.11	0.15	0.21	1.63

The results shown in this test report refer only to the sample(s) tested unless otherwise stated and the sample(s) are retained for 30 days only. The document is issued by AGC, this document cannot be reproduced except in full with our prior written permission. The more details and the authenticity of the report will be confirmed at <http://www.agc-cert.com>.

Test condition: Mode 3

E-field strength test result:

Frequency Range	Probe Position A (V/m)	Probe Position B (V/m)	Probe Position C (V/m)	Probe Position D (V/m)	Probe Position E (V/m)	Limit (V/m)
100-205kHz	0.06	0.09	0.03	0.08	0.81	614

H-field strength test result:

Frequency Range	Probe Position A (A/m)	Probe Position B (A/m)	Probe Position C (A/m)	Probe Position D (A/m)	Probe Position E (A/m)	Limit (A/m)
100-205kHz	0.13	0.17	0.19	0.15	0.18	1.63


Note: Broadband Field Meter was set as Measurement Frequency Range 100-205kHz.

The results shown in this test report refer only to the sample(s) tested unless otherwise stated and the sample(s) are retained for 30 days only. The document is issued by AGC, this document cannot be reproduced except in full with our prior written permission. The more details and the authenticity of the report will be confirmed at <http://www.agc-cert.com>.



## APPENDIX A: PHOTOGRAPHS OF TEST SETUP

Position E



Position A



The results shown in this test report refer only to the sample(s) tested unless otherwise stated and the sample(s) are retained for 30 days only. The document is issued by AGC, this document cannot be reproduced except in full with our prior written permission. The more details and the authenticity of the report will be confirmed at <http://www.agc-cert.com>.



Position B



Position C



The results shown in this test report refer only to the sample(s) tested unless otherwise stated and the sample(s) are retained for 30 days only. The document is issued by AGC, this document cannot be reproduced except in full with our prior written permission. The more details and the authenticity of the report will be confirmed at <http://www.agc-cert.com>.

Position D



---END OF REPORT---

The results shown in this test report refer only to the sample(s) tested unless otherwise stated and the sample(s) are retained for 30 days only. The document is issued by AGC, this document cannot be reproduced except in full with our prior written permission. The more details and the authenticity of the report will be confirmed at <http://www.agc-cert.com>.