

SAR Test Report

Report No.: AGC14499241201FH01

FCC ID : 2APPZ-W638C

APPLICATION PURPOSE : Original Equipment

PRODUCT DESIGNATION : Tablet

BRAND NAME : **Fanvil**

MODEL NAME : W638C, W638W

APPLICANT : Fanvil Technology Co., Ltd

DATE OF ISSUE : Apr. 27, 2025

STANDARD(S) : IEEE Std. 1528:2013
FCC 47 CFR Part 2§2.1093
IEEE Std C95.1™-2019

REPORT VERSION : V1.0

Attestation of Global Compliance (Shenzhen) Co., Ltd.



Any report having not been signed by authorized approver, or having been altered without authorization, or having not been stamped by the "Dedicated Testing/Inspection Stamp" is deemed to be invalid. Copying or excerpting portion of, or altering the content of the report is not permitted without the written authorization of AGC. The test results presented in the report apply only to the tested sample. Any objections to report issued by AGC should be submitted to AGC within 15days after the issuance of the test report. Further enquiry of validity or verification of the test report should be addressed to AGC by agc01@agccert.com.

Attestation of Global Compliance(Shenzhen)Co., Ltd
Attestation of Global Compliance(Shenzhen)Std & Tech Co., Ltd
Tel: +86-755 2523 4088 E-mail: agc@agccert.com Web: <http://www.agccert.com/>




Report Revise Record

Report Version	Revise Time	Issued Date	Valid Version	Notes
V1.0	/	Apr. 27, 2025	Valid	Initial Release

Any report having not been signed by authorized approver, or having been altered without authorization, or having not been stamped by the “Dedicated Testing/Inspection Stamp” is deemed to be invalid. Copying or excerpting portion of, or altering the content of the report is not permitted without the written authorization of AGC. The test results presented in the report apply only to the tested sample. Any objections to report issued by AGC should be submitted to AGC within 15days after the issuance of the test report. Further enquiry of validity or verification of the test report should be addressed to AGC by agc01@agccert.com.


Attestation of Global Compliance(Shenzhen)Co., Ltd
Attestation of Global Compliance(Shenzhen)Std & Tech Co., Ltd
Tel: +86-755 2523 4088 E-mail: agc@agccert.com Web: <http://www.agccert.com/>

Test Report	
Applicant Name	Fanvil Technology Co., Ltd
Applicant Address	10/F Block A, Dualshine Global Science Innovation Center, Honglang North 2nd Road, Bao'an District, Shenzhen, 518101, China
Manufacturer Name	Fanvil Technology Co., Ltd
Manufacturer Address	10/F Block A, Dualshine Global Science Innovation Center, Honglang North 2nd Road, Bao'an District, Shenzhen, 518101, China
Factory Name	N/A
Factory Address	N/A
Product Designation	Tablet
Brand Name	
Model Name	W638C
Series Models	W638W
Declaration of Difference	The model is named differently
EUT Voltage	DC 3.8V by battery
Applicable Standard	IEEE Std. 1528:2013 FCC 47 CFR Part 2§2.1093 IEEE Std C95.1™-2019
Date of receipt of test item	Dec. 06, 2024
Test Date	Apr. 13, 2025 to Apr. 23, 2025
Report Template	AGCRT-US-4G/SAR (2021-04-20)

Note: The results of testing in this report apply to the product/system which was tested only.

Prepared By 
Bibo Zhang (Project Engineer) Apr. 27, 2025

Reviewed By 
Calvin Liu (Reviewer) Apr. 27, 2025

Approved By 
Angela Li (Authorized Officer) Apr. 27, 2025

Any report having not been signed by authorized approver, or having been altered without authorization, or having not been stamped by the "Dedicated Testing/Inspection Stamp" is deemed to be invalid. Copying or excerpting portion of, or altering the content of the report is not permitted without the written authorization of AGC. The test results presented in the report apply only to the tested sample. Any objections to report issued by AGC should be submitted to AGC within 15days after the issuance of the test report. Further enquiry of validity or verification of the test report should be addressed to AGC by agc01@agccert.com.

TABLE OF CONTENTS

1. SUMMARY OF MAXIMUM SAR VALUE	5
2. GENERAL INFORMATION.....	6
2.1. EUT DESCRIPTION.....	6
3. SAR MEASUREMENT SYSTEM.....	8
3.1. THE SATIMO SYSTEM USED FOR PERFORMING COMPLIANCE TESTS CONSISTS OF FOLLOWING ITEMS	8
3.2. COMOSAR E-FIELD PROBE	9
3.3. ROBOT.....	9
3.4. VIDEO POSITIONING SYSTEM	10
3.5. DEVICE HOLDER	10
3.6. SAM TWIN PHANTOM.....	11
4. SAR MEASUREMENT PROCEDURE.....	12
4.1. SPECIFIC ABSORPTION RATE (SAR).....	12
4.2. SAR MEASUREMENT PROCEDURE	13
4.3. RF EXPOSURE CONDITIONS	15
5. TISSUE SIMULATING LIQUID.....	19
5.1. THE COMPOSITION OF THE TISSUE SIMULATING LIQUID.....	19
5.2. TISSUE DIELECTRIC PARAMETERS FOR HEAD AND BODY PHANTOMS	20
5.3. TISSUE CALIBRATION RESULT	21
6. SAR SYSTEM CHECK PROCEDURE	24
6.1. SAR SYSTEM CHECK PROCEDURES	24
6.2. SAR SYSTEM CHECK.....	25
7. EUT TEST POSITION.....	27
7.1. BODY WORN POSITION	27
8. SAR EXPOSURE LIMITS	28
9. TEST FACILITY	29
10. TEST EQUIPMENT LIST	30
11. MEASUREMENT UNCERTAINTY	31
12. CONDUCTED POWER MEASUREMENT.....	34
13. TEST RESULTS.....	81
13.1. SAR TEST RESULTS SUMMARY.....	81
APPENDIX A. SAR SYSTEM CHECK DATA	129
APPENDIX B. SAR MEASUREMENT DATA	151
APPENDIX C. TEST SETUP PHOTOGRAPHS.....	215
APPENDIX D. CALIBRATION DATA	220

Any report having not been signed by authorized approver, or having been altered without authorization, or having not been stamped by the "Dedicated Testing/Inspection Stamp" is deemed to be invalid. Copying or excerpting portion of, or altering the content of the report is not permitted without the written authorization of AGC. The test results presented in the report apply only to the tested sample. Any objections to report issued by AGC should be submitted to AGC within 15days after the issuance of the test report. Further enquiry of validity or verification of the test report should be addressed to AGC by agc01@agccert.com.

1. SUMMARY OF MAXIMUM SAR VALUE

The maximum results of Specific Absorption Rate (SAR) found during testing for EUT are as follows:

Frequency Band	Highest Reported 1g-SAR(W/kg)		SAR Test Limit (W/kg)
	Body-worn(with 5mm separation)	Hotspot(with 5mm separation)	
GSM 850	0.264	0.264	1.6
PCS 1900	0.268	0.268	
UMTS Band II	0.937	0.937	
UMTS Band V	0.347	0.347	
LTE Band 2	1.211	1.211	
LTE Band 4	0.774	0.774	
LTE Band 5	0.324	0.324	
LTE Band 7	0.999	0.999	
LTE Band 12	0.233	0.233	
LTE Band 13	0.108	0.108	
LTE Band 17	0.247	0.247	
LTE Band 25	0.796	0.796	
LTE Band 26a	0.296	0.296	
LTE Band 26b	0.300	0.300	
LTE Band 38	0.371	0.371	
LTE Band 40-Lower Side	0.282	0.282	
LTE Band 40- Upper Side	0.311	0.311	
LTE Band 41	0.420	0.420	
LTE Band 66	1.078	1.078	
WIFI 2.4G	0.131	0.131	
5.2GHz (U-NII-1)	0.144	0.144	
5.3GHz (U-NII-2A)	0.192	0.192	
5.6GHz (U-NII-2C)	0.292	0.292	
5.8GHz (U-NII-3)	0.362	0.362	
Simultaneous Reported SAR	1.573		
SAR Test Result	PASS		

This device is compliance with Specific Absorption Rate (SAR) for general population/uncontrolled exposure limits (1.6W/kg) specified in IEEE Std. 1528:2013; FCC 47CFR § 2.1093; IEEE/ANSI C95.1:2005 and the following specific FCC Test Procedures:

- KDB 447498 D01 General RF Exposure Guidance v06
- KDB 648474 D04 Handset SAR v01r03
- KDB 865664 D01 SAR Measurement 100MHz to 6GHz v01r04
- KDB 941225 D01 3G SAR Procedures v03r01
- KDB 941225 D06 Hotspot Mode v02r01
- KDB 248227 D01 802 11 Wi-Fi SAR v02r02
- KDB 941225 D05 SAR for LTE Devices v02r05

Note: This standard FCC 47 CFR Part 2§2.1093 is not within the A2LA control range.

Any report having not been signed by authorized approver, or having been altered without authorization, or having not been stamped by the "Dedicated Testing/Inspection Stamp" is deemed to be invalid. Copying or excerpting portion of, or altering the content of the report is not permitted without the written authorization of AGC. The test results presented in the report apply only to the tested sample. Any objections to report issued by AGC should be submitted to AGC within 15days after the issuance of the test report. Further enquiry of validity or verification of the test report should be addressed to AGC by agc01@agccert.com.

2. GENERAL INFORMATION

2.1. EUT Description

General Information	
Product Designation	Tablet
Test Model	W638C
Sample ID	250217013
Hardware Version	RevA_WW
Software Version	W638C_UG406_250111
Device Category	Portable
RF Exposure Environment	Uncontrolled
Antenna Type	PIFA Antenna
GSM and GPRS& EGPRS	
Support Band	<input checked="" type="checkbox"/> GSM 850 <input checked="" type="checkbox"/> PCS 1900 <input type="checkbox"/> GSM 900 <input type="checkbox"/> DCS 1800
GPRS & EGPRS Type	Class B
GPRS & EGPRS Class	Class 12(1Tx+4Rx, 2Tx+3Rx, 3Tx+2Rx, 4Tx+1Rx)
TX Frequency Range	GSM 850 : 820-850MHz; PCS 1900: 1850-1910MHz
RX Frequency Range	GSM 850 : 869~894MHz; PCS 1900: 1930~1990MHz
Release Version	R99
Type of modulation	GMSK for GSM/GPRS; GMSK & 8-PSK for EGPRS
Antenna Gain	GSM850:-1.48dBi; PCS1900: 1.26dBi
Max. Average Power	GSM850: 32.44dBm; PCS1900: 30.84dBm
WCDMA	
Support Band	<input checked="" type="checkbox"/> UMTS FDD Band II <input checked="" type="checkbox"/> UMTS FDD Band V <input type="checkbox"/> UMTS FDD Band IV <input type="checkbox"/> UMTS FDD Band I <input type="checkbox"/> UMTS FDD Band III <input type="checkbox"/> UMTS FDD Band VIII
HS Type	HSPA(HSUPA/HSDPA)
TX Frequency Range	FDD Band II: 1850-1910MHz; FDD Band V: 824-849MHz
RX Frequency Range	FDD Band II: 1930-1990MHz; FDD Band V: 869-894MHz
Release Version	Release 6 and later
Type of modulation	HSDPA:QPSK/16QAM; HSUPA:BPSK; WCDMA:QPSK
Antenna Gain	Band II: -1.26dBi; Band V: -1.48dBi
Max. Average Power	Band II: 23.96dBm; Band V: 23.96dBm
Bluetooth	
Bluetooth Version	<input checked="" type="checkbox"/> V5.0
Operation Frequency	2402~2480MHz
Type of modulation	<input checked="" type="checkbox"/> GFSK <input checked="" type="checkbox"/> II/4-DQPSK <input checked="" type="checkbox"/> 8-DPSK
Avg. Burst Power	6.716dBm
Antenna Gain	1.49dBi
2.4GHz WIFI	
WIFI Specification	<input checked="" type="checkbox"/> 802.11b <input checked="" type="checkbox"/> 802.11g <input checked="" type="checkbox"/> 802.11n(20) <input checked="" type="checkbox"/> 802.11n(40)
Operation Frequency	2412~2462MHz
Avg. Burst Power	11b: 14.92dBm,11g: 13.20dBm,11n(20): 12.20dBm,11n(40): 11.08dBm
Antenna Gain	1.49dBi

Any report having not been signed by authorized approver, or having been altered without authorization, or having not been stamped by the "Dedicated Testing/Inspection Stamp" is deemed to be invalid. Copying or excerpting portion of, or altering the content of the report is not permitted without the written authorization of AGC. The test results presented in the report apply only to the tested sample. Any objections to report issued by AGC should be submitted to AGC within 15days after the issuance of the test report. Further enquiry of validity or verification of the test report should be addressed to AGC by agc01@agccert.com.

EUT Description(Continue)

LTE	
Support Band	<input checked="" type="checkbox"/> FDD Band 2 <input checked="" type="checkbox"/> FDD Band 4 <input checked="" type="checkbox"/> FDD Band 5 <input checked="" type="checkbox"/> FDD Band 7 <input checked="" type="checkbox"/> FDD Band 12 <input checked="" type="checkbox"/> FDD Band 13 <input type="checkbox"/> FDD Band 14 <input checked="" type="checkbox"/> FDD Band 17 <input checked="" type="checkbox"/> FDD Band 25 <input checked="" type="checkbox"/> FDD Band 26 <input checked="" type="checkbox"/> TDD Band 38 <input checked="" type="checkbox"/> TDD Band 40 <input checked="" type="checkbox"/> TDD Band 41 <input checked="" type="checkbox"/> FDD Band 66 <input type="checkbox"/> FDD Band 71 (U.S. Bands) <input type="checkbox"/> FDD Band 1 <input type="checkbox"/> FDD Band 3 <input type="checkbox"/> FDD Band 7 <input type="checkbox"/> FDD Band 8 <input type="checkbox"/> FDD Band 20 <input type="checkbox"/> FDD Band 28 <input type="checkbox"/> TDD Band 38 <input type="checkbox"/> TDD Band 40 <input type="checkbox"/> TDD Band 42 <input type="checkbox"/> TDD Band 43 (Non-U.S. Bands)
TX Frequency Range	Band 2:1850-1910MHz; Band 4:1710-1755MHz;Band 5:824-849MHz; Band 7:2500-2570MHz; Band 12:699-716MHz; Band 13: 777-787MHz; Band 17: 704-716MHz; Band 25: 1850-1915MHz; Band 26a: 824-849MHz; Band 26b: 814-824MHz; Band 38: 2570-2620 MHz; Band 40:2305-2320&2345-2360MHz; Band 41:2496-2690MHz; Band 66:1700-1780MHz
RX Frequency Range	Band 2:1930-1990MHz; Band 4:2110-2155MHz; Band 5:869-894MHz; Band 7:2620-2690MHz; Band 12: 729-746 MHz; Band 13: 746-756MHz; Band 17: 734-746 MHz; Band 25: 1930-1995MHz; Band 26a: 869-894MHz; Band 26b: 859-869MHz; Band 38: 2570-2620 MHz; Band 40:2305-2320&2345-2360MHz; Band 41:2496-2690MHz; Band 66:2110-2200MHz
Type of modulation	QPSK, 16QAM
Antenna Gain	Band 2:1.26dBi; Band 4:1.01dBi; Band 5:-1.48dBi; Band 7:0.79dBi; Band 12:-1.80dBi; Band 13:-1.80dBi; Band 17:-1.80dBi; Band 25:1.26dBi; Band 26:-1.48dBi; Band 38: 0.94dBi; Band 40:1.27dBi; Band 41:1.03dBi; Band 66: 1.01dBi;
Max. Average Power	Band 2: 23.24dBm; Band 4: 23.36dBm; Band 5: 23.92dBm; Band 7:23.08dBm; Band 12: 23.65dBm; Band 13: 23.18dBm; Band 17: 24.19dBm; Band 25: 23.63dBm; Band 26a: 23.54dBm; Band 26b: 23.54dBm; Band 38: 22.83dBm; LTE-Band 40(Lower Side): 21.15dBm; LTE-Band 40 (Upper Side): 21.74dBm; Band 41: 22.90dBm; Band 66: 23.31dBm
5 GHz WIFI	
WIFI Specification	<input checked="" type="checkbox"/> 802.11a <input checked="" type="checkbox"/> 802.11n20 <input checked="" type="checkbox"/> 802.11n40 <input checked="" type="checkbox"/> 802.11ac20 <input checked="" type="checkbox"/> 802.11ac40 <input checked="" type="checkbox"/> 802.11ac80
Operation Frequency	U-NII-1: 5180MHz~5240MHz; U-NII-2A: 5260MHz~5320MHz; U-NII-2C: 5470MHz~5725MHz;U-NII-3: 5745MHz~5825MHz
Max. conducted Power	U-NII-Band 1: 12.45dBm, U-NII-Band 2A: 14.48dBm U-NII-Band 2C: 14.67dBm, U-NII-Band 3: 14.27dBm
Antenna Gain	0.87dBi
Accessories	
Battery	Brand name: N/A Model No. : 3095176 Voltage and Capacitance: 3.8 V & 7500mAh
Earphone	Brand name: N/A Model No. : N/A

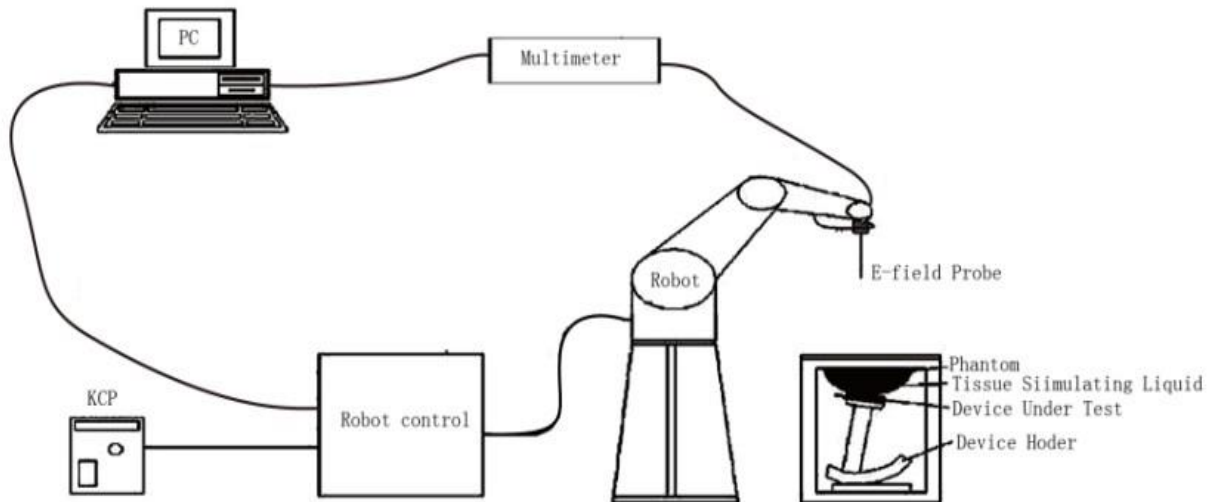
Note:1.CMU200 can measure the average power and Peak power at the same time
2.The sample used for testing is end product.
3. The test sample has no any deviation to the test method of standard mentioned in page 1.

Product	Type
	<input checked="" type="checkbox"/> Production unit <input type="checkbox"/> Identical Prototype

Any report having not been signed by authorized approver, or having been altered without authorization, or having not been stamped by the "Dedicated Testing/Inspection Stamp" is deemed to be invalid. Copying or excerpting portion of, or altering the content of the report is not permitted without the written authorization of AGC. The test results presented in the report apply only to the tested sample. Any objections to report issued by AGC should be submitted to AGC within 15days after the issuance of the test report. Further enquiry of validity or verification of the test report should be addressed to AGC by agc01@agccert.com.

3. SAR MEASUREMENT SYSTEM

3.1. The SATIMO system used for performing compliance tests consists of following items



The COMOSAR system for performing compliance tests consists of the following items:


- The PC. It controls most of the bench devices and stores measurement data. A computer running WinXP and the Opensar software.
- The E-Field probe. The probe is a 3-axis system made of 3 distinct dipoles. Each dipole returns a voltage in function of the ambient electric field.
- The Keithley multimeter measures each probe dipole voltages.
- The SAM phantom simulates a human head. The measurement of the electric field is made inside the phantom.
- The liquids simulate the dielectric properties of the human head tissues.
- The network emulator controls the mobile phone under test.
- The validation dipoles are used to measure a reference SAR. They are used to periodically check the bench to make sure that there is no drift of the system characteristics over time.
- The phantom, the device holder and other accessories according to the targeted measurement.

Any report having not been signed by authorized approver, or having been altered without authorization, or having not been stamped by the "Dedicated Testing/Inspection Stamp" is deemed to be invalid. Copying or excerpting portion of, or altering the content of the report is not permitted without the written authorization of AGC. The test results presented in the report apply only to the tested sample. Any objections to report issued by AGC should be submitted to AGC within 15 days after the issuance of the test report. Further enquiry of validity or verification of the test report should be addressed to AGC by agc01@agccert.com.

3.2. COMOSAR E-Field Probe

The SAR measurement is conducted with the dosimetric probe manufactured by SATIMO. The probe is specially designed and calibrated for use in liquid with high permittivity. The dosimetric probe has special calibration in liquid at different frequency. SATIMO conducts the probe calibration in compliance with international and national standards (e.g. IEEE 1528 and relevant KDB files.) The calibration data are in Appendix D.

Isotropic E-Field Probe Specification

Model	SSE2	
Manufacture	MVG	
Identification No.	2023-EPGO-414	
Frequency	0.15GHz-7.5GHz Linearity:±0.08dB(0.15GHz-7.5GHz)	
Dynamic Range	0.01W/kg-100W/kg Linearity:±0.08dB	
Dimensions	Overall length:330mm Length of individual dipoles:2mm Maximum external diameter:8mm Probe Tip external diameter:2.5mm Distance between dipoles/ probe extremity:1mm	
Application	High precision dosimetric measurements in any exposure scenario (e.g., very strong gradient fields). Only probe which enables compliance testing for frequencies up to 6 GHz with precisin of better 30%.	

3.3. Robot

The COMOSAR system uses the KUKA robot from SATIMO SA (France).For the 6-axis controller COMOSAR system, the KUKA robot controller version from SATIMO is used.

The XL robot series have many features that are important for our application:


- ☐ High precision (repeatability 0.02 mm)
- ☐ High reliability (industrial design)
- ☐ Jerk-free straight movements
- ☐ Low ELF interference (the closed metallic construction shields against motor control fields)
- ☐ 6-axis controller



Any report having not been signed by authorized approver, or having been altered without authorization, or having not been stamped by the “Dedicated Testing/Inspection Stamp” is deemed to be invalid. Copying or excerpting portion of, or altering the content of the report is not permitted without the written authorization of AGC. The test results presented in the report apply only to the tested sample. Any objections to report issued by AGC should be submitted to AGC within 15days after the issuance of the test report. Further enquiry of validity or verification of the test report should be addressed to AGC by agc01@agccert.com.

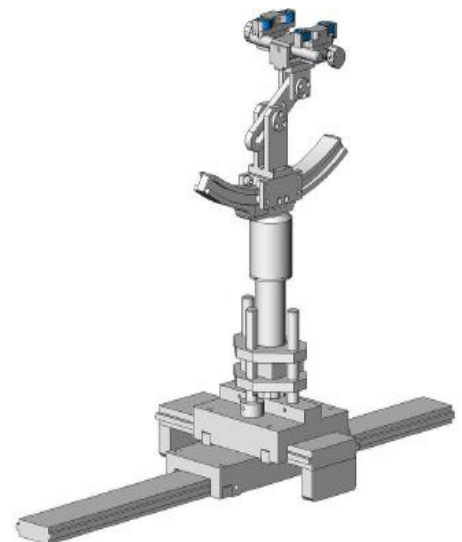
3.4. Video Positioning System

The video positioning system is used in OpenSAR to check the probe. Which is composed of a camera, LED, mirror and mechanical parts. The camera is piloted by the main computer with firewire link. During the process, the actual position of the probe tip with respect to the robot arm is measured, as well as the probe length and the horizontal probe offset. The software then corrects all movements, such that the robot coordinates are valid for the probe tip. The repeatability of this process is better than 0.1 mm. If a position has been taught with an aligned probe, the same position will be reached with another aligned probe within 0.1 mm, even if the other probe has different dimensions. During probe rotations, the probe tip will keep its actual position.



3.5. Device Holder

The COMOSAR device holder is designed to cope with different positions given in the standard. It has two scales for the device rotation (with respect to the body axis) and the device inclination (with respect to the line between the ear reference points). The rotation center for both scales is the ear reference point (EPR). Thus the device needs no repositioning when changing the angles. The COMOSAR device holder has been made out of low-loss POM material having the following dielectric parameters: relative permittivity $\epsilon_r = 3$ and loss tangent $\delta = 0.02$. The amount of dielectric material has been reduced in the closest vicinity of the device, since measurements have suggested that the influence of the clamp on the test results could thus be lowered.



3.6. SAM Twin Phantom

The SAM twin phantom is a fiberglass shell phantom with 2mm shell thickness (except the ear region where shell thickness increases to 6mm). It has three measurement areas:

- ☐ Left head
- ☐ Right head
- ☐ Flat phantom



The bottom plate contains three pair of bolts for locking the device holder. The device holder positions are adjusted to the standard measurement positions in the three sections. A white cover is provided to tap the phantom during off-periods to prevent water evaporation and changes in the liquid parameters. On the phantom top, three reference markers are provided to identify the phantom position with respect to the robot.

ELLI39 Phantom

The Flat phantom is a fiberglass shellphantom with 2mm+/- 0.2 mm shell thickness. It has only one measurement area for Flat phantom



Any report having not been signed by authorized approver, or having been altered without authorization, or having not been stamped by the “Dedicated Testing/Inspection Stamp” is deemed to be invalid. Copying or excerpting portion of, or altering the content of the report is not permitted without the written authorization of AGC. The test results presented in the report apply only to the tested sample. Any objections to report issued by AGC should be submitted to AGC within 15days after the issuance of the test report. Further enquiry of validity or verification of the test report should be addressed to AGC by agc01@agccert.com.

Attestation of Global Compliance(Shenzhen)Co., Ltd
Attestation of Global Compliance(Shenzhen)Std & Tech Co., Ltd
Tel: +86-755 2523 4088 E-mail: agc@agccert.com Web: <http://www.agccert.com/>

4. SAR MEASUREMENT PROCEDURE

4.1. Specific Absorption Rate (SAR)

SAR is related to the rate at which energy is absorbed per unit mass in object exposed to a radio field. The SAR distribution in a biological body is complicated and is usually carried out by experimental techniques or numerical modeling. The standard recommends limits for two tiers of groups, occupational/controlled and occupational/uncontrolled, based on a person's awareness and ability to exercise control over his or her exposure. In general, occupational/controlled exposure limits are higher than the limits for general population/uncontrolled.

The SAR definition is the time derivative (rate) of the incremental energy (dW) absorbed by (dissipated in) an incremental mass (dm) contained in a volume element(dv) of given mass density (ρ). The equation description is as below:

$$SAR = \frac{d}{dt} \left(\frac{dW}{dm} \right) = \frac{d}{dt} \left(\frac{dW}{\rho dV} \right)$$

SAR is expressed in units of Watts per kilogram (W/kg)

SAR can be obtained using either of the following equations:

$$SAR = \frac{\sigma E^2}{\rho}$$

$$SAR = c_h \left. \frac{dT}{dt} \right|_{t=0}$$

Where

SAR	is the specific absorption rate in watts per kilogram;
E	is the r.m.s. value of the electric field strength in the tissue in volts per meter;
σ	is the conductivity of the tissue in siemens per metre;
ρ	is the density of the tissue in kilograms per cubic metre;
c _h	is the heat capacity of the tissue in joules per kilogram and Kelvin;

$\left. \frac{dT}{dt} \right|_{t=0}$ is the initial time derivative of temperature in the tissue in kelvins per second

4.2. SAR Measurement Procedure

Step 1: Power Reference Measurement

The Power Reference Measurement and Power Drift Measurement are for monitoring the power drift of the device under test in the batch process. The minimum distance of probe sensors to surface is 2.7mm This distance cannot be smaller than the distance of sensor calibration points to probe tip as defined in the probe properties,

Step 2: Area Scan

The Area Scan is used as a fast scan in two dimensions to find the area of high field values, before doing a fine measurement around the hot spot. The sophisticated interpolation routines implemented in SATIMO software can find the maximum locations even in relatively coarse grids. When an Area Scan has measured all reachable points, it computes the field maximal found in the scanned area, within a range of the global maximum. The range (in db) is specified in the standards for compliance testing. For example, a 2db range is required in IEEE Standard 1528 standards, whereby 3db is a requirement when compliance is assessed in accordance with the ARIB standard (Japan) If one Zoom Scan follows the Area Scan, then only the absolute maximum will be taken as reference. For cases where multiple maximum are detected, the number of Zoom Scan has to be increased accordingly.

Area Scan Parameters extracted from KDB 865664 D01 SAR Measurement 100MHz to 6GHz

	$\leq 3 \text{ GHz}$	$> 3 \text{ GHz}$
Maximum distance from closest measurement point (geometric center of probe sensors) to phantom surface	$5 \pm 1 \text{ mm}$	$\frac{1}{2} \cdot \delta \cdot \ln(2) \pm 0.5 \text{ mm}$
Maximum probe angle from probe axis to phantom surface normal at the measurement location	$30^\circ \pm 1^\circ$	$20^\circ \pm 1^\circ$
Maximum area scan spatial resolution: $\Delta x_{\text{Area}}, \Delta y_{\text{Area}}$	$\leq 2 \text{ GHz}: \leq 15 \text{ mm}$ $2 - 3 \text{ GHz}: \leq 12 \text{ mm}$	$3 - 4 \text{ GHz}: \leq 12 \text{ mm}$ $4 - 6 \text{ GHz}: \leq 10 \text{ mm}$
	When the x or y dimension of the test device, in the measurement plane orientation, is smaller than the above, the measurement resolution must be \leq the corresponding x or y dimension of the test device with at least one measurement point on the test device.	

Step 3: Zoom Scan

Zoom Scan are used to assess the peak spatial SAR value within a cubic average volume containing 1g and 10g of simulated tissue. The Zoom Scan measures points(refer to table below) within a cube whose base faces are centered on the maxima found in a preceding area scan job within the same procedure. When the measurement is done, the Zoom Scan evaluates the averaged SAR for 1g and 10g and displays these values next to the job's label.

Zoom Scan Parameters extracted from KDB865664 d01 SAR Measurement 100MHz to 6GHz

Maximum zoom scan spatial resolution: Δx_{Zoom} , Δy_{Zoom}			$\leq 2 \text{ GHz}: \leq 8 \text{ mm}$ $2 - 3 \text{ GHz}: \leq 5 \text{ mm}^*$	$3 - 4 \text{ GHz}: \leq 5 \text{ mm}^*$ $4 - 6 \text{ GHz}: \leq 4 \text{ mm}^*$
Maximum zoom scan spatial resolution, normal to phantom surface	uniform grid: $\Delta z_{Zoom}(n)$		$\leq 5 \text{ mm}$	$3 - 4 \text{ GHz}: \leq 4 \text{ mm}$ $4 - 5 \text{ GHz}: \leq 3 \text{ mm}$ $5 - 6 \text{ GHz}: \leq 2 \text{ mm}$
	graded grid	$\Delta z_{Zoom}(1)$: between 1 st two points closest to phantom surface	$\leq 4 \text{ mm}$	$3 - 4 \text{ GHz}: \leq 3 \text{ mm}$ $4 - 5 \text{ GHz}: \leq 2.5 \text{ mm}$ $5 - 6 \text{ GHz}: \leq 2 \text{ mm}$
		$\Delta z_{Zoom}(n>1)$: between subsequent points	$\leq 1.5 \cdot \Delta z_{Zoom}(n-1)$	
Minimum zoom scan volume	x, y, z		$\geq 30 \text{ mm}$	$3 - 4 \text{ GHz}: \geq 28 \text{ mm}$ $4 - 5 \text{ GHz}: \geq 25 \text{ mm}$ $5 - 6 \text{ GHz}: \geq 22 \text{ mm}$
Note: δ is the penetration depth of a plane-wave at normal incidence to the tissue medium; see draft standard IEEE P1528-2011 for details.				
* When zoom scan is required and the <u>reported</u> SAR from the <i>area scan based 1-g SAR estimation</i> procedures of KDB 447498 is $\leq 1.4 \text{ W/kg}$, $\leq 8 \text{ mm}$, $\leq 7 \text{ mm}$ and $\leq 5 \text{ mm}$ zoom scan resolution may be applied, respectively, for 2 GHz to 3 GHz, 3 GHz to 4 GHz and 4 GHz to 6 GHz.				

Step 4: Power Drift Measurement

The Power Drift Measurement measures the field at the same location as the most recent power reference measurement within the same procedure, and with the same settings. The Power Drift Measurement gives the field difference in dB from the reading conducted within the same settings. This allows a user to monitor the power drift of the device under test within a batch process. The measurement procedure is the same as Step 1.

4.3. RF Exposure Conditions

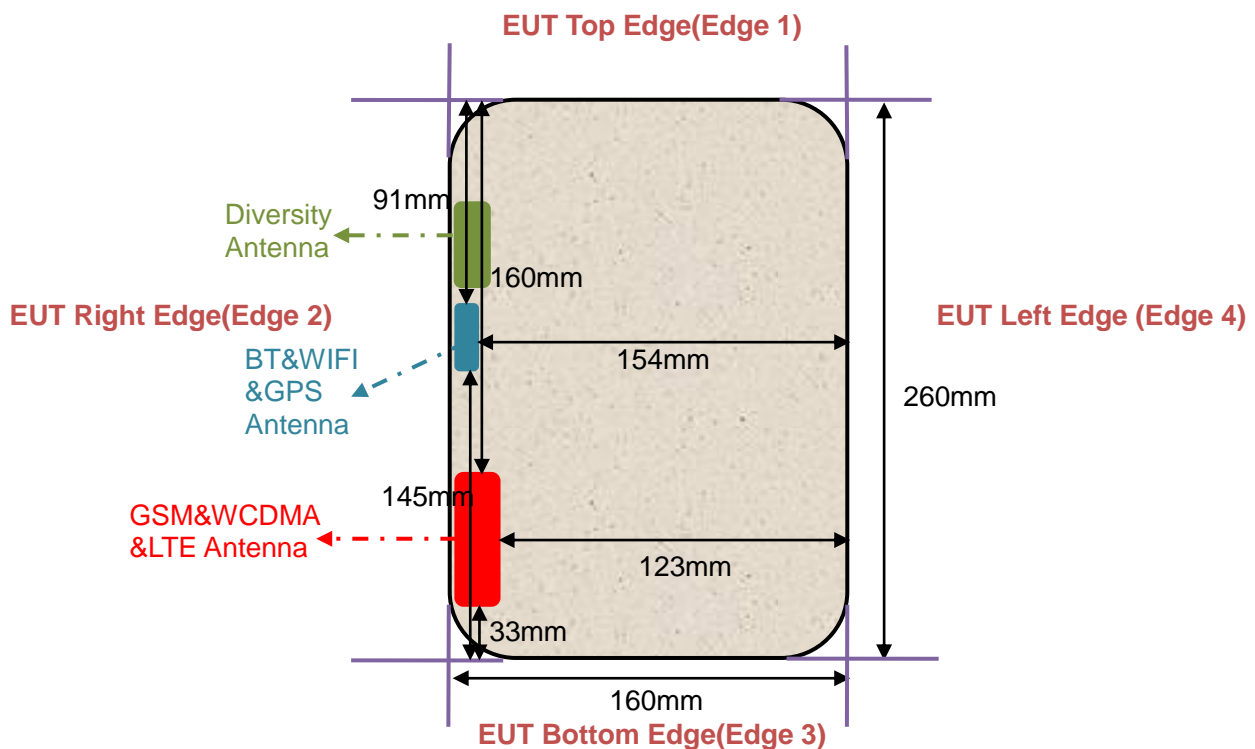
Test Configuration and setting:

The EUT is a model of GSM Portable Mobile Station (MS). It supports GSM/GPRS/EGPRS, WCDMA/HSPA, LTE, BT, WIFI, and support hot spot mode.

For WWAN SAR testing, the device was controlled by using a base station emulator. Communication between the device and the emulator were established by air link. The distance between the EUT and the antenna is larger than 50cm, and the output power radiated from the emulator antenna is at least 30db smaller than the output power of EUT.

For WLAN testing, the EUT is configured with the WLAN continuous TX tool through engineering command.

Antenna Location: (the back view)



Any report having not been signed by authorized approver, or having been altered without authorization, or having not been stamped by the "Dedicated Testing/Inspection Stamp" is deemed to be invalid. Copying or excerpting portion of, or altering the content of the report is not permitted without the written authorization of AGC. The test results presented in the report apply only to the tested sample. Any objections to report issued by AGC should be submitted to AGC within 15days after the issuance of the test report. Further enquiry of validity or verification of the test report should be addressed to AGC by agc01@agccert.com.

SAR Test Exclusion Consideration for Adjacent Edges

Per KDB 447498 D01 cl. 4.3.1:

a) For 100 MHz to 6 GHz and test separation distances ≤ 50 mm, the 1-g and 10-g SAR test exclusion thresholds are determined by the following:

$[(\text{max. power of channel, including tune-up tolerance, mW}) / (\text{min. test separation distance, mm})] \cdot [\sqrt{f(\text{GHz})}] \leq 3.0$ for 1-g SAR, and ≤ 7.5 for 10-g extremity SAR.

b) For 100 MHz to 6 GHz and test separation distances > 50 mm, the 1-g and 10-g SAR test exclusion thresholds are determined by the following:

1) $\{[\text{Power allowed at numeric threshold for 50 mm in step a)}] + [(\text{test separation distance} - 50 \text{ mm}) \cdot (f(\text{MHz})/150)]\}$ mW, for 100 MHz to 1500 MHz

2) $\{[\text{Power allowed at numeric threshold for 50 mm in step a)}] + [(\text{test separation distance} - 50 \text{ mm}) \cdot 10]\}$ mW, for > 1500 MHz and $d \leq 6$ GHz

1-g SAR test exclusion thresholds for WWAN					
Test position		Edge 1 (160mm)	Edge 2 (5mm)	Edge 3 (33mm)	Edge 4 (123mm)
Test Mode					
GSM850	SAR test exclusion thresholds(mW)	785.27	16.28	107.46	575.90
	SAR Max. Avg. Burst Power(mW)	295.80	295.80	295.80	295.80
	SAR required (Yes/No)	NO	YES	YES	NO
PCS1900	SAR test exclusion thresholds(mW)	1210.28	11.03	72.78	840.28
	SAR Max. Avg. Burst Power(mW)	173.78	173.78	173.78	173.78
	SAR required (Yes/No)	NO	YES	YES	NO
WCDMA Band II	SAR test exclusion thresholds(mW)	1208.60	10.86	71.68	838.60
	SAR Max. Avg. Burst Power(mW)	248.89	248.89	248.89	248.89
	SAR required (Yes/No)	NO	YES	YES	NO
WCDMA Band V	SAR test exclusion thresholds(mW)	1265.00	16.50	108.90	895.00
	SAR Max. Avg. Burst Power(mW)	248.89	248.89	248.89	248.89
	SAR required (Yes/No)	NO	YES	YES	NO
LTE Band 2	SAR test exclusion thresholds(mW)	1208.56	10.86	71.65	838.56
	SAR Max. Avg. Burst Power(mW)	210.86	210.86	210.86	210.86
	SAR required (Yes/No)	NO	YES	YES	NO
LTE Band 4	SAR test exclusion thresholds(mW)	1375.71	11.44	75.49	951.44
	SAR Max. Avg. Burst Power(mW)	216.77	216.77	216.77	216.77
	SAR required (Yes/No)	NO	YES	YES	NO
LTE Band 5	SAR test exclusion thresholds(mW)	1264.01	16.40	108.24	894.01
	SAR Max. Avg. Burst Power(mW)	246.60	246.60	246.60	246.60
	SAR required (Yes/No)	NO	YES	YES	NO
LTE Band 7	SAR test exclusion thresholds(mW)	1193.66	9.37	61.81	823.66
	SAR Max. Avg. Burst Power(mW)	203.24	203.24	203.24	203.24
	SAR required (Yes/No)	NO	YES	YES	NO
LTE Band 12	SAR test exclusion thresholds(mW)	699.29	17.79	117.41	523.91
	SAR Max. Avg. Burst Power(mW)	231.74	231.74	231.74	231.74
	SAR required (Yes/No)	NO	YES	YES	NO
LTE Band 13	SAR test exclusion thresholds(mW)	1269.90	16.99	112.13	899.90
	SAR Max. Avg. Burst Power(mW)	207.97	207.97	207.97	207.97
	SAR required (Yes/No)	NO	YES	YES	NO

Any report having not been signed by authorized approver, or having been altered without authorization, or having not been stamped by the "Dedicated Testing/Inspection Stamp" is deemed to be invalid. Copying or excerpting portion of, or altering the content of the report is not permitted without the written authorization of AGC. The test results presented in the report apply only to the tested sample. Any objections to report issued by AGC should be submitted to AGC within 15 days after the issuance of the test report. Further enquiry of validity or verification of the test report should be addressed to AGC by agc01@agccert.com.

Attestation of Global Compliance(Shenzhen)Co., Ltd

Attestation of Global Compliance(Shenzhen)Std & Tech Co., Ltd

Tel: +86-755 2523 4088 E-mail: agc@agccert.com Web: <http://www.agccert.com/>

1-g SAR test exclusion thresholds for WWAN					
Test position		Edge 1 (160mm)	Edge 2 (5mm)	Edge 3 (33mm)	Edge 4 (123mm)
Test Mode					
LTE Band 17	SAR test exclusion thresholds(mW)	1278.02	17.80	117.49	908.02
	SAR Max. Avg. Burst Power(mW)	262.42	262.42	262.42	262.42
	SAR required (Yes/No)	NO	YES	YES	NO
LTE Band 25	SAR test exclusion thresholds(mW)	1208.47	10.85	71.59	838.47
	SAR Max. Avg. Burst Power(mW)	230.67	230.67	230.67	230.67
	SAR required (Yes/No)	NO	YES	YES	NO
LTE Band 26A	SAR test exclusion thresholds(mW)	1264.01	16.40	108.24	894.01
	SAR Max. Avg. Burst Power(mW)	225.94	225.94	225.94	225.94
	SAR required (Yes/No)	NO	YES	YES	NO
LTE Band 26B	SAR test exclusion thresholds(mW)	1265.31	16.53	109.11	895.31
	SAR Max. Avg. Burst Power(mW)	225.94	225.94	225.94	225.94
	SAR required (Yes/No)	NO	YES	YES	NO
LTE Band 38	SAR test exclusion thresholds(mW)	1193.39	9.34	61.63	823.39
	SAR Max. Avg. Burst Power(mW)	191.87	191.87	191.87	191.87
	SAR required (Yes/No)	NO	YES	YES	NO
LTE Band 40-lower side	SAR test exclusion thresholds(mW)	1198.69	9.87	65.14	828.69
	SAR Max. Avg. Burst Power(mW)	130.32	130.32	130.32	130.32
	SAR required (Yes/No)	NO	YES	YES	NO
LTE Band 40-upper side	SAR test exclusion thresholds(mW)	1197.75	9.77	64.51	827.75
	SAR Max. Avg. Burst Power(mW)	149.28	149.28	149.28	149.28
	SAR required (Yes/No)	NO	YES	YES	NO
LTE Band 41	SAR test exclusion thresholds(mW)	1191.63	9.16	60.47	821.63
	SAR Max. Avg. Burst Power(mW)	194.98	194.98	194.98	194.98
	SAR required (Yes/No)	NO	YES	YES	NO
LTE Band 66	SAR test exclusion thresholds(mW)	1400.23	11.32	74.73	967.33
	SAR Max. Avg. Burst Power(mW)	214.29	214.29	214.29	214.29
	SAR required (Yes/No)	NO	YES	YES	NO

Any report having not been signed by authorized approver, or having been altered without authorization, or having not been stamped by the "Dedicated Testing/Inspection Stamp" is deemed to be invalid. Copying or excerpting portion of, or altering the content of the report is not permitted without the written authorization of AGC. The test results presented in the report apply only to the tested sample. Any objections to report issued by AGC should be submitted to AGC within 15days after the issuance of the test report. Further enquiry of validity or verification of the test report should be addressed to AGC by agc01@agccert.com.

1-g SAR test exclusion thresholds for WLAN					
Test position		Edge 1 (91mm)	Edge 2 (5mm)	Edge 3 (145mm)	Edge 4 (154mm)
Test Mode					
2.4G BT	SAR test exclusion thresholds(mW)	506.01	9.60	1046.01	1136.01
	SAR Max. Avg. Burst Power(mW)	4.69	4.69	4.69	4.69
	SAR required (Yes/No)	NO	NO	NO	NO
2.4G WIFI	SAR test exclusion thresholds(mW)	506.09	9.61	1046.09	1136.09
	SAR Max. Avg. Burst Power(mW)	31.05	31.05	31.05	31.05
	SAR required (Yes/No)	NO	YES	NO	NO
5.2G WIFI	SAR test exclusion thresholds(mW)	475.91	6.59	1015.91	1105.91
	SAR Max. Avg. Burst Power(mW)	28.12	28.12	28.12	28.12
	SAR required (Yes/No)	NO	YES	NO	NO
5.3G WIFI	SAR test exclusion thresholds(mW)	475.40	6.54	1015.40	1105.40
	SAR Max. Avg. Burst Power(mW)	28.05	28.05	28.05	28.05
	SAR required (Yes/No)	NO	YES	NO	NO
5.6G WIFI	SAR test exclusion thresholds(mW)	473.50	6.35	1013.50	1103.50
	SAR Max. Avg. Burst Power(mW)	29.31	29.31	29.31	29.31
	SAR required (Yes/No)	NO	YES	NO	NO
5.8G WIFI	SAR test exclusion thresholds(mW)	472.58	6.26	1012.58	1102.58
	SAR Max. Avg. Burst Power(mW)	26.73	26.73	26.73	26.73
	SAR required (Yes/No)	NO	YES	NO	NO

Any report having not been signed by authorized approver, or having been altered without authorization, or having not been stamped by the "Dedicated Testing/Inspection Stamp" is deemed to be invalid. Copying or excerpting portion of, or altering the content of the report is not permitted without the written authorization of AGC. The test results presented in the report apply only to the tested sample. Any objections to report issued by AGC should be submitted to AGC within 15days after the issuance of the test report. Further enquiry of validity or verification of the test report should be addressed to AGC by agc01@agccert.com.

5. TISSUE SIMULATING LIQUID

For SAR measurement of the field distribution inside the phantom, the phantom must be filled with homogeneous tissue simulating liquid to a depth of at least 15cm. For head SAR testing the liquid height from the ear reference point (ERP) of the phantom to the liquid top surface is larger than 15cm For body SAR testing, the liquid height from the center of the flat phantom to the liquid top surface is larger than 15cm. The nominal dielectric values of the tissue simulating liquids in the phantom and the tolerance of 5% are listed in 5.2

5.1. The composition of the tissue simulating liquid

Ingredient (% Weight) Frequency (MHz)	Water	NaCl	Polysorbate 20	DGBE	1,2- Propanediol	Triton X-100	Diethylen glycol monohex ylether
750 Head	35	2	0.0	0.0	63	0.0	0.0
835 Head	50.36	1.25	48.39	0.0	0.0	0.0	0.0
1750 Head	52.64	0.36	0.0	47	0.0	0.0	0.0
1900 Head	54.9	0.18	0.0	44.92	0.0	0.0	0.0
2300 Head	62.82	0.51	0.0	36.67	0.0	0.0	0.0
2450 Head	71.88	0.16	0.0	7.99	0.0	19.97	0.0
2600 Head	55.242	0.306	0	44.452	0	0	0.0
5000 Head	65.52	0.0	0.0	0.0	0.0	17.24	17.24

Any report having not been signed by authorized approver, or having been altered without authorization, or having not been stamped by the "Dedicated Testing/Inspection Stamp" is deemed to be invalid. Copying or excerpting portion of, or altering the content of the report is not permitted without the written authorization of AGC. The test results presented in the report apply only to the tested sample. Any objections to report issued by AGC should be submitted to AGC within 15days after the issuance of the test report. Further enquiry of validity or verification of the test report should be addressed to AGC by agc01@agccert.com.

Attestation of Global Compliance(Shenzhen)Co., Ltd
Attestation of Global Compliance(Shenzhen)Std & Tech Co., Ltd
Tel: +86-755 2523 4088 E-mail: agc@agccert.com Web: <http://www.agccert.com/>

5.2. Tissue Dielectric Parameters for Head and Body Phantoms

The head tissue dielectric parameters recommended by the IEEE 1528 have been incorporated in the following table. These head parameters are derived from planar layer models simulating the highest expected SAR for the dielectric properties and tissue thickness variations in a human head. Other head and body tissue parameters that have not been specified in IEEE 1528 are derived from the tissue dielectric parameters computed from the 4-Cole-Cole equations described in Reference [12] and extrapolated according to the head parameters specified in IEEE 1528.

Target Frequency (MHz)	head		body	
	ϵ_r	σ (S/m)	ϵ_r	σ (S/m)
300	45.3	0.87	45.3	0.87
450	43.5	0.87	43.5	0.87
750	41.9	0.89	41.9	0.89
835	41.5	0.90	41.5	0.90
900	41.5	0.97	41.5	0.97
915	41.5	1.01	41.5	1.01
1450	40.5	1.20	40.5	1.20
1610	40.3	1.29	40.3	1.29
1750	40.1	1.37	40.1	1.37
1800 – 2000	40.0	1.40	40.0	1.40
2300	39.5	1.67	39.5	1.67
2450	39.2	1.80	39.2	1.80
2600	39.0	1.96	39.0	1.96
3000	38.5	2.40	38.5	2.40
5200	36.0	4.66	36.0	4.66
5300	35.9	4.76	35.9	4.76
5600	35.5	5.07	35.5	5.07
5800	35.3	5.27	35.3	5.27

(ϵ_r = relative permittivity, σ = conductivity and ρ = 1000 kg/m³)

Any report having not been signed by authorized approver, or having been altered without authorization, or having not been stamped by the “Dedicated Testing/Inspection Stamp” is deemed to be invalid. Copying or excerpting portion of, or altering the content of the report is not permitted without the written authorization of AGC. The test results presented in the report apply only to the tested sample. Any objections to report issued by AGC should be submitted to AGC within 15days after the issuance of the test report. Further enquiry of validity or verification of the test report should be addressed to AGC by agc01@agccert.com.

5.3. Tissue Calibration Result

The dielectric parameters of the liquids were verified prior to the SAR evaluation using SATIMO Dielectric Probe Kit and R&S Network Analyzer ZVL6.

Tissue Stimulant Measurement for 750MHz					
Head	Fr. (MHz)	Dielectric Parameters ($\pm 5\%$)		Tissue Temp [°C]	Test time
		ϵ_r 41.9 (39.805-43.995)	δ [s/m] 0.89(0.8455-0.9345)		
	707.5	42.92	0.85	20.8	Apr. 13, 2025
	710	42.34	0.86		
	750	42.18	0.87		
	782	41.39	0.89		

Tissue Stimulant Measurement for 835MHz					
Head	Fr. (MHz)	Dielectric Parameters ($\pm 5\%$)		Tissue Temp [°C]	Test time
		ϵ_r 41.5 (39.425-43.575)	δ [s/m] 0.90(0.855-0.945)		
	819	42.68	0.91	20.9	Apr. 14, 2025
	835	42.21	0.93		
	836.4	41.86	0.94		
	836.5	41.86	0.94		
	836.6	41.86	0.94		

Tissue Stimulant Measurement for 1750MHz					
Head	Fr. (MHz)	Dielectric Parameters ($\pm 5\%$)		Tissue Temp [°C]	Test time
		ϵ_r 40.1 (38.095-42.105)	δ [s/m]1.37(1.3015-1.439)		
	1720	41.33	1.38	21.1	Apr. 19, 2025
	1732.5	40.62	1.39		
	1750	39.64	1.41		
	1775	39.22	1.42		
	1770	38.91	1.42		

Tissue Stimulant Measurement for 1900MHz					
Head	Fr. (MHz)	Dielectric Parameters ($\pm 5\%$)		Tissue Temp [°C]	Test time
		ϵ_r 40.00(38.00-42.00)	δ [s/m]1.40(1.33-1.47)		
	1852.4	41.36	1.34	21.2	Apr. 18, 2025
	1860	40.27	1.34		
	1880	39.90	1.35		
	1882.5	39.86	1.36		
	1900	39.51	1.38		
	1907.6	38.93	1.42		

Any report having not been signed by authorized approver, or having been altered without authorization, or having not been stamped by the "Dedicated Testing/Inspection Stamp" is deemed to be invalid. Copying or excerpting portion of, or altering the content of the report is not permitted without the written authorization of AGC. The test results presented in the report apply only to the tested sample. Any objections to report issued by AGC should be submitted to AGC within 15days after the issuance of the test report. Further enquiry of validity or verification of the test report should be addressed to AGC by agc01@agccert.com.

Tissue Stimulant Measurement for 2300MHz					
Head	Fr. (MHz)	Dielectric Parameters ($\pm 5\%$)		Tissue Temp [°C]	Test time
		ϵ_r 39.5 (37.525-41.475)	δ [s/m]1.67 (1.5865-1.7535)		
	2300	38.52	1.64	20.5	Apr. 16, 2025
	2310	37.83	1.66		
	2355	36.66	1.68		

Tissue Stimulant Measurement for 2450MHz					
Head	Fr. (MHz)	Dielectric Parameters ($\pm 5\%$)		Tissue Temp [°C]	Test time
		ϵ_r 39.2(37.24-41.16)	δ [s/m]1.80(1.71-1.89)		
	2437	40.31	1.81	20.8	Apr. 17, 2025
	2450	39.61	1.83		

Tissue Stimulant Measurement for 2600MHz					
Head	Fr. (MHz)	Dielectric Parameters ($\pm 5\%$)		Tissue Temp [°C]	Test time
		ϵ_r 39(37.05-40.95)	δ [s/m]1.96(1.86-2.06)		
	2535	39.67	1.93	20.8	Apr. 15, 2025
	2593	39.22	1.95		
	2595	38.91	1.97		
	2600	38.77	1.98		

Tissue Stimulant Measurement for 5200MHz					
Head	Fr. (MHz)	Dielectric Parameters ($\pm 5\%$)		Tissue Temp [°C]	Test time
		ϵ_r 36.0(34.105-37.695)	δ [s/m] 4.66(4.427-4.893)		
	5200	35.93	4.71	20.7	Apr. 20, 2025
	5220	34.67	4.73		

Tissue Stimulant Measurement for 5300MHz					
Head	Fr. (MHz)	Dielectric Parameters ($\pm 5\%$)		Tissue Temp [°C]	Test time
		ϵ_r 35.9(34.105-37.695)	δ [s/m] 4.76(4.522-4.998)		
	5300	35.81	4.57	21.2	Apr. 21, 2025

Tissue Stimulant Measurement for 5600MHz					
Head	Fr. (MHz)	Dielectric Parameters ($\pm 5\%$)		Tissue Temp [°C]	Test time
		ϵ_r 35.5(33.725-37.275)	δ [s/m] 5.07(5.0065-5.5335)		
	5580	35.16	5.16	21.2	Apr. 22, 2025
	5600	34.52	5.19		

Any report having not been signed by authorized approver, or having been altered without authorization, or having not been stamped by the "Dedicated Testing/Inspection Stamp" is deemed to be invalid. Copying or excerpting portion of, or altering the content of the report is not permitted without the written authorization of AGC. The test results presented in the report apply only to the tested sample. Any objections to report issued by AGC should be submitted to AGC within 15days after the issuance of the test report. Further enquiry of validity or verification of the test report should be addressed to AGC by agc01@agccert.com.

Tissue Stimulant Measurement for 5800MHz					
Head	Fr. (MHz)	Dielectric Parameters ($\pm 5\%$)		Tissue Temp [°C]	Test time
		ϵ_r	$\delta[s/m]$		
		35.3 (33.535-37.065)	5.27 (5.0065-5.5335)		
	5785	36.19	5.13	20.7	Apr. 23, 2025
	5800	35.92	5.15		

Any report having not been signed by authorized approver, or having been altered without authorization, or having not been stamped by the “Dedicated Testing/Inspection Stamp” is deemed to be invalid. Copying or excerpting portion of, or altering the content of the report is not permitted without the written authorization of AGC. The test results presented in the report apply only to the tested sample. Any objections to report issued by AGC should be submitted to AGC within 15days after the issuance of the test report. Further enquiry of validity or verification of the test report should be addressed to AGC by agc01@agccert.com.

Attestation of Global Compliance(Shenzhen)Co., Ltd
Attestation of Global Compliance(Shenzhen)Std & Tech Co., Ltd
Tel: +86-755 2523 4088 E-mail: agc@agccert.com Web: <http://www.agccert.com/>

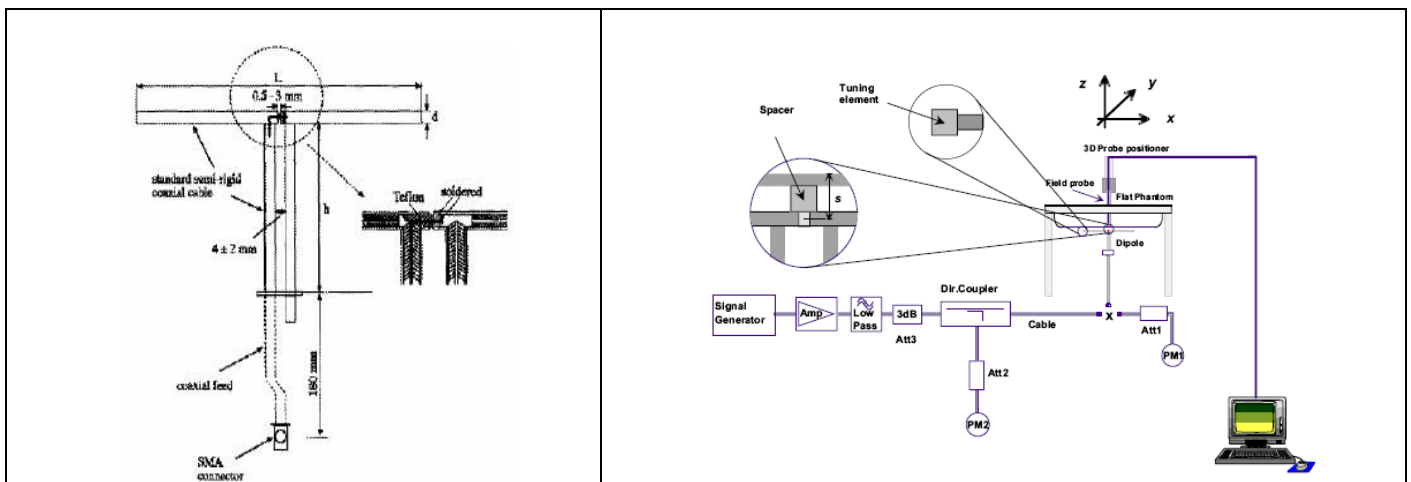
6. SAR SYSTEM CHECK PROCEDURE

6.1. SAR System Check Procedures

SAR system check is required to confirm measurement accuracy, according to the tissue dielectric media, probe calibration points and other system operating parameters required for measuring the SAR of a test device. The system verification must be performed for each frequency band and within the valid range of each probe calibration point required for testing the device. The same SAR probe(s) and tissue-equivalent media combinations used with each specific SAR system for system verification must be used for device testing. When multiple probe calibration points are required to cover substantially large transmission bands, independent system verifications are required for each probe calibration point. A system verification must be performed before each series of SAR measurements using the same probe calibration point and tissue-equivalent medium. Additional system verification should be considered according to the conditions of the tissue-equivalent medium and measured tissue dielectric parameters, typically every three to four days when the liquid parameters are remeasured or sooner when marginal liquid parameters are used at the beginning of a series of measurements.

Each SATIMO system is equipped with one or more system check kits. These units, together with the predefined measurement procedures within the SATIMO software, enable the user to conduct the system check and system validation. System kit includes a dipole, and dipole device holder.

The system check verifies that the system operates within its specifications. It's performed daily or before every SAR measurement. The system check uses normal SAR measurement in the flat section of the phantom with a matched dipole at a specified distance. The system check setup is shown as below.

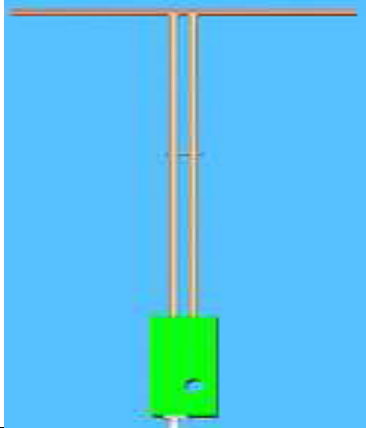



Any report having not been signed by authorized approver, or having been altered without authorization, or having not been stamped by the "Dedicated Testing/Inspection Stamp" is deemed to be invalid. Copying or excerpting portion of, or altering the content of the report is not permitted without the written authorization of AGC. The test results presented in the report apply only to the tested sample. Any objections to report issued by AGC should be submitted to AGC within 15days after the issuance of the test report. Further enquiry of validity or verification of the test report should be addressed to AGC by aqc01@aqcert.com.

Attestation of Global Compliance(Shenzhen)Co., Ltd
Attestation of Global Compliance(Shenzhen)Std & Tech Co., Ltd
Tel: +86-755 2523 4088 E-mail: aac@aaccert.com Web: <http://www.aaccert.com/>

6.2. SAR System Check

6.2.1. Dipoles

	<p>The dipoles are based on the IEEE-1528 standard, and are complied with mechanical and electrical specifications in line with the requirements of IEEE. the table below provides details for the mechanical and electrical Specifications for the dipoles.</p>
	<p>The dipole is based on the IEEE-1528 standard, and is complied with mechanical and electrical specifications in line with the requirements of IEEE. The table below provides details for the mechanical and electrical specifications for the wave guide.</p>

Frequency	L (mm)	h (mm)	d (mm)
750MHz	176	100	6.35
835MHz	161.0	89.8	3.6
1800MHz	71.6	41.7	3.6
1900MHz	68	39.5	3.6
2300MHz	55.5	32.6	3.6
2450MHz	51.5	30.4	3.6
2600MHz	48.5	28.8	3.6
5000MHz	20.6	40.3	3.6

Any report having not been signed by authorized approver, or having been altered without authorization, or having not been stamped by the “Dedicated Testing/Inspection Stamp” is deemed to be invalid. Copying or excerpting portion of, or altering the content of the report is not permitted without the written authorization of AGC. The test results presented in the report apply only to the tested sample. Any objections to report issued by AGC should be submitted to AGC within 15days after the issuance of the test report. Further enquiry of validity or verification of the test report should be addressed to AGC by agc01@agccert.com.

6.2.2. System Check Result

System Performance Check at 750MHz&835MHz &1800MHz &1900MHz &2300MHz &2450MHz&2600MHz & 5200-5800MHz for Head								
Validation Kit: SN 22/16 DIP 0G750-417& SN 15/16 DIP 0G835-399& SN 46/11 DIP 1G800-186& SN 29/15 DIP 1G900-389& SN 22/16 DIP 2G300-412& SN 29/15 DIP 2G450-393& SN 22/16 DIP 2G600-407& SN 17/22 DIP 5G000-671								
Frequency [MHz]	Target Value(W/kg)		Reference Result ($\pm 10\%$)		Tested Value(W/kg)		Tissue Temp. [°C]	Test time
	1g	10g	1g	10g	1g	10g		
750	8.33	5.44	7.497-9.163	4.896-5.984	8.61	5.93	20.8	Apr. 13, 2025
835	9.67	6.14	8.703-10.637	5.526-6.754	9.91	6.67	20.9	Apr. 14, 2025
1800	37.76	19.60	33.984-41.536	17.640-21.560	34.06	18.29	21.1	Apr. 19, 2025
1900	41.26	20.86	37.134-45.386	18.774-22.946	40.99	20.76	21.2	Apr. 18, 2025
2300	50.12	23.16	45.108-55.132	20.844-25.476	48.00	24.25	20.5	Apr. 16, 2025
2450	54.32	24.25	48.888-59.752	21.825-26.675	53.09	24.06	20.8	Apr. 17, 2025
2600	54.94	23.77	49.446-60.434	21.393-26.147	54.58	24.38	20.8	Apr. 15, 2025
5200	73.43	21.83	66.087-80.773	19.647-24.013	68.30	22.20	20.7	Apr. 20, 2025
5200	73.43	21.83	66.087-80.773	19.647-24.013	74.80	23.70	21.2	Apr. 21, 2025
5600	78.20	24.12	70.380-86.02	21.708-26.532	73.10	22.80	21.2	Apr. 22, 2025
5800	75.69	22.44	68.121-83.259	20.196-24.684	72.90	23.30	20.7	Apr. 23, 2025

Note:

(1) We use a CW signal of 10dBm/15dBm/18dBm for system check, and then all SAR value are normalized to 1W forward power. The result must be within $\pm 10\%$ of target value.

Any report having not been signed by authorized approver, or having been altered without authorization, or having not been stamped by the "Dedicated Testing/Inspection Stamp" is deemed to be invalid. Copying or excerpting portion of, or altering the content of the report is not permitted without the written authorization of AGC. The test results presented in the report apply only to the tested sample. Any objections to report issued by AGC should be submitted to AGC within 15days after the issuance of the test report. Further enquiry of validity or verification of the test report should be addressed to AGC by agc01@agccert.com.

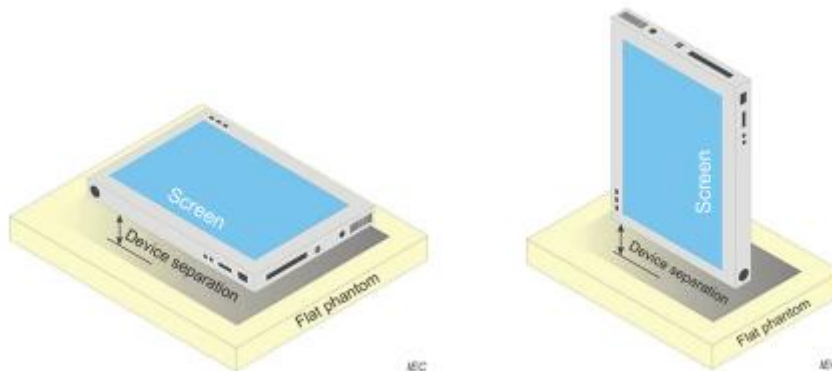
Attestation of Global Compliance(Shenzhen)Co., Ltd
Attestation of Global Compliance(Shenzhen)Std & Tech Co., Ltd
Tel: +86-755 2523 4088 E-mail: agc@agccert.com Web: <http://www.agccert.com/>

7. EUT TEST POSITION

This EUT was tested in **Body back, Body front and 4 edges.**

7.1. Body Worn Position

- (1) To position the EUT parallel to the phantom surface.
- (2) To adjust the EUT parallel to the flat phantom.
- (3) To adjust the distance between the EUT surface and the flat phantom to **5mm**.



Any report having not been signed by authorized approver, or having been altered without authorization, or having not been stamped by the "Dedicated Testing/Inspection Stamp" is deemed to be invalid. Copying or excerpting portion of, or altering the content of the report is not permitted without the written authorization of AGC. The test results presented in the report apply only to the tested sample. Any objections to report issued by AGC should be submitted to AGC within 15days after the issuance of the test report. Further enquiry of validity or verification of the test report should be addressed to AGC by agc01@agccert.com.

Attestation of Global Compliance(Shenzhen)Co., Ltd
Attestation of Global Compliance(Shenzhen)Std & Tech Co., Ltd
Tel: +86-755 2523 4088 E-mail: agc@agccert.com Web: <http://www.agccert.com/>

8. SAR EXPOSURE LIMITS

Limits for General Population/Uncontrolled Exposure (W/kg)

Type Exposure	Uncontrolled Environment Limit (W/kg)
Spatial Peak SAR (1g cube tissue for brain or body)	1.60
Spatial Average SAR (Whole body)	0.08
Spatial Peak SAR (Limbs)	4.0

Any report having not been signed by authorized approver, or having been altered without authorization, or having not been stamped by the “Dedicated Testing/Inspection Stamp” is deemed to be invalid. Copying or excerpting portion of, or altering the content of the report is not permitted without the written authorization of AGC. The test results presented in the report apply only to the tested sample. Any objections to report issued by AGC should be submitted to AGC within 15days after the issuance of the test report. Further enquiry of validity or verification of the test report should be addressed to AGC by agc01@agccert.com.

Attestation of Global Compliance(Shenzhen)Co., Ltd
Attestation of Global Compliance(Shenzhen)Std & Tech Co., Ltd
Tel: +86-755 2523 4088 E-mail: agc@agccert.com Web: <http://www.agccert.com/>

9. TEST FACILITY

Test Site	Attestation of Global Compliance (Shenzhen) Co., Ltd
Location	1-2/F, Building 19, Junfeng Industrial Park, Chongqing Road, Heping Community, Fuhai Street, Bao'an District, Shenzhen, Guangdong, China
Designation Number	CN1259
FCC Test Firm Registration Number	975832
A2LA Cert. No.	5054.02
Description	Attestation of Global Compliance(Shenzhen) Co., Ltd is accredited by A2LA

Any report having not been signed by authorized approver, or having been altered without authorization, or having not been stamped by the "Dedicated Testing/Inspection Stamp" is deemed to be invalid. Copying or excerpting portion of, or altering the content of the report is not permitted without the written authorization of AGC. The test results presented in the report apply only to the tested sample. Any objections to report issued by AGC should be submitted to AGC within 15days after the issuance of the test report. Further enquiry of validity or verification of the test report should be addressed to AGC by agc01@agccert.com.

Attestation of Global Compliance(Shenzhen)Co., Ltd
Attestation of Global Compliance(Shenzhen)Std & Tech Co., Ltd
Tel: +86-755 2523 4088 E-mail: agc@agccert.com Web: <http://www.agccert.com/>

10. TEST EQUIPMENT LIST

Equipment description	Manufacturer/ Model	Identification No.	Software version	Current calibration date	Next calibration date
SAR Probe	MVG	2023-EPGO-414	N/A	Apr. 30, 2024	Apr. 29, 2025
Phantom	SATIMO	SN_2316_ELLI39	Validated. No cal required.	Validated. No cal required.	Validated. No cal required.
Liquid	SATIMO	N/A	N/A	Validated. No cal required.	Validated. No cal required.
Comm Tester	Agilent-8960	GB46200384	N/A	May 28, 2024	May 27, 2025
Comm Tester	R&S- CMW500	121209	V3.7.40	May 23, 2024	May 22, 2025
Multimeter	Keithley 2000	4114939	N/A	May 24, 2024	May 23, 2025
SAR Software	MVG-OpenSAR	N/A	OpenSAR V4_02_35	N/A	N/A
Dipole	SATIMO SID750	SN 22/16 DIP 0G750-417	N/A-	Apr. 28,2022	Apr. 27,2025
Dipole	SATIMO SID835	SN 15/16 DIP 0G835-399	N/A	Apr. 28,2022	Apr. 27,2025
Dipole	SATIMO SID1800	SN 46/11 DIP 1G800-186	N/A	Apr. 28,2022	Apr. 27,2025
Dipole	SATIMO SID1900	SN 29/15 DIP 1G900-389	N/A	Apr. 28,2022	Apr. 27,2025
Dipole	SATIMO SID2300	SN 22/16 DIP 2G300-412	N/A	Apr. 28,2022	Apr. 27,2025
Dipole	SATIMO SID2450	SN 29/15 DIP 2G450-393	N/A	Apr. 28,2022	Apr. 27,2025
Dipole	SATIMO SID2600	SN 22/16 DIP 2G600-407	N/A	Apr. 28,2022	Apr. 27, 2025
Dipole	SID5000	SN 17/22 DIP 5G000-671	N/A	Apr. 28,2022	Apr. 27, 2025
Signal Generator	Agilent-E4438C	US41461365	V5.03	May 24, 2024	May 23, 2025
EXA Signal Analyzer	Agilent / N9010A	MY53470504	N/A	May 28, 2024	May 27, 2025
Network Analyzer	Rhode & Schwarz ZVL6	SN101443	3.2	Jul. 24, 2024	Jul. 23, 2025
Attenuator	Warison /WATT-6SR1211	S/N:WRJ34AYM2F1	N/A	June 06, 2024	June 05, 2025
Attenuator	Mini-circuits / VAT-10+	31405	N/A	June 06, 2024	June 05, 2025
Amplifier	AS0104-55_55	1004793	N/A	N/A	N/A
Directional Couple	Werlatone/ C5571-10	SN99463	N/A	Feb. 01, 2024	Jan. 31, 2026
Directional Couple	Werlatone/ C6026-10	SN99482	N/A	Feb. 01, 2024	Jan. 31, 2026
Power Sensor	NRP-Z21	104604	N/A	May 24, 2024	May 23, 2025
Power Sensor	NRP-Z23	100323	N/A	Jun. 05, 2024	Jun. 04, 2025
Power Viewer	R&S	V2.3.1.0	N/A	N/A	N/A
Calibration standard parts for network sub - port	R&S/ ZV-Z132	N/A	V2.3.1.0	Nov. 08, 2024	Nov. 07, 2025
Thermometer	DigiMate/TP677	3811930452	N/A	June 06, 2024	June 05, 2025

Note: Per KDB 865664 Dipole SAR Validation, AGC Lab has adopted 3 years calibration intervals. On annual basis, every measurement dipole has been evaluated and is in compliance with the following criteria:

1. There is no physical damage on the dipole;
2. System validation with specific dipole is within 10% of calibrated value;
3. Return-loss is within 20% of calibrated measurement;
4. Impedance is within 5Ω of calibrated measurement.

Any report having not been signed by authorized approver, or having been altered without authorization, or having not been stamped by the "Dedicated Testing/Inspection Stamp" is deemed to be invalid. Copying or excerpting portion of, or altering the content of the report is not permitted without the written authorization of AGC. The test results presented in the report apply only to the tested sample. Any objections to report issued by AGC should be submitted to AGC within 15days after the issuance of the test report. Further enquiry of validity or verification of the test report should be addressed to AGC by agc01@agccert.com.

11. MEASUREMENT UNCERTAINTY

SATIMO Uncertainty- 2023-EPGO-414 Measurement uncertainty for DUT averaged over 1 gram / 10 gram.									
Uncertainty Component	Sec.	Tol (+-%)	Prob. Dist.	Div.	Ci (1g)	Ci (10g)	1g Ui (+-%)	10g Ui (+-%)	vi
Measurement System									
Probe calibration	E.2.1	7.000	N	1	1	1	7.000	7.000	∞
Axial Isotropy	E.2.2	0.090	R	$\sqrt{3}$	$\sqrt{0.5}$	$\sqrt{0.5}$	0.037	0.037	∞
Hemispherical Isotropy	E.2.2	0.090	R	$\sqrt{3}$	$\sqrt{0.5}$	$\sqrt{0.5}$	0.037	0.037	∞
Boundary effect	E.2.3	1.000	R	$\sqrt{3}$	1	1	0.577	0.577	∞
Linearity	E.2.4	0.890	R	$\sqrt{3}$	1	1	0.514	0.514	∞
System detection limits	E.2.4	1.000	R	$\sqrt{3}$	1	1	0.577	0.577	∞
Modulation response	E.2.5	3.000	R	$\sqrt{3}$	1	1	1.732	1.732	∞
Readout Electronics	E.2.6	0.021	N	1	1	1	0.021	0.021	∞
Response Time	E.2.7	0.000	R	$\sqrt{3}$	1	1	0.000	0.000	∞
Integration Time	E.2.8	1.400	R	$\sqrt{3}$	1	1	0.808	0.808	∞
RF ambient conditions-Noise	E.6.1	3.000	R	$\sqrt{3}$	1	1	1.732	1.732	∞
RF ambient conditions-reflections	E.6.1	3.000	R	$\sqrt{3}$	1	1	1.732	1.732	∞
Probe positioner mechanical tolerance	E.6.2	1.400	R	$\sqrt{3}$	1	1	0.808	0.808	∞
Probe positioning with respect to phantom shell	E.6.3	1.400	R	$\sqrt{3}$	1	1	0.808	0.808	∞
Extrapolation, interpolation, and integrations algorithms for max. SAR evaluation	E.5	2.300	R	$\sqrt{3}$	1	1	1.328	1.328	∞
Test sample Related									
Test sample positioning	E.4.2	2.6	N	1	1	1	2.600	2.600	∞
Device holder uncertainty	E.4.1	3	N	1	1	1	3.000	3.000	∞
Output power variation—SAR drift measurement	E.2.9	5	R	$\sqrt{3}$	1	1	2.887	2.887	∞
SAR scaling	E.6.5	5	R	$\sqrt{3}$	1	1	2.887	2.887	∞
Phantom and tissue parameters									
Phantom shell uncertainty—shape, thickness, and permittivity	E.3.1	4	R	$\sqrt{3}$	1	1	2.309	2.309	∞
Uncertainty in SAR correction for deviations in permittivity and conductivity	E.3.2	1.9	N	1	1	0.84	1.900	1.596	∞
Liquid conductivity measurement	E.3.3	4	R	$\sqrt{3}$	0.78	0.71	3.120	2.840	∞
Liquid permittivity measurement	E.3.3	5	N	1	0.78	0.71	1.150	1.300	M
Liquid conductivity—temperature uncertainty	E.3.4	2.5	R	$\sqrt{3}$	0.23	0.26	1.126	1.025	∞
Liquid permittivity—temperature uncertainty	E.3.4	2.5	N	1	0.23	0.26	0.332	0.375	M
Combined Standard Uncertainty			RSS				10.526	10.341	
Expanded Uncertainty (95% Confidence interval)			K=2				21.052	20.682	

Any report having not been signed by authorized approver, or having been altered without authorization, or having not been stamped by the “Dedicated Testing/Inspection Stamp” is deemed to be invalid. Copying or excerpting portion of, or altering the content of the report is not permitted without the written authorization of AGC. The test results presented in the report apply only to the tested sample. Any objections to report issued by AGC should be submitted to AGC within 15days after the issuance of the test report. Further enquiry of validity or verification of the test report should be addressed to AGC by agc01@agccert.com.

SATIMO Uncertainty- 2023-EPGO-414 System Validation uncertainty for DUT averaged over 1 gram / 10 gram.									
Uncertainty Component	Sec.	Tol (+ - %)	Prob. Dist.	Div.	Ci (1g)	Ci (10g)	1g Ui (+-%)	10g Ui (+-%)	vi
Measurement System									
Probe calibration	E.2.1	7.000	N	1	1	1	7.000	7.000	∞
Axial Isotropy	E.2.2	0.090	R	$\sqrt{3}$	1	1	0.052	0.052	∞
Hemispherical Isotropy	E.2.2	0.090	R	$\sqrt{3}$	0	0	0.000	0.000	∞
Boundary effect	E.2.3	1.000	R	$\sqrt{3}$	1	1	0.577	0.577	∞
Linearity	E.2.4	0.890	R	$\sqrt{3}$	1	1	0.514	0.514	∞
System detection limits	E.2.4	1.0	R	$\sqrt{3}$	1	1	0.58	0.58	∞
Modulation response	E.2.5	3.0	R	$\sqrt{3}$	0	0	0.00	0.00	∞
Readout Electronics	E.2.6	0.021	N	1	1	1	0.021	0.021	∞
Response Time	E.2.7	0.0	R	$\sqrt{3}$	0	0	0.00	0.00	∞
Integration Time	E.2.8	1.4	R	$\sqrt{3}$	0	0	0.00	0.00	∞
RF ambient conditions-Noise	E.6.1	3.0	R	$\sqrt{3}$	1	1	1.73	1.73	∞
RF ambient conditions-reflections	E.6.1	3.0	R	$\sqrt{3}$	1	1	1.73	1.73	∞
Probe positioner mechanical tolerance	E.6.2	1.4	R	$\sqrt{3}$	1	1	0.81	0.81	∞
Probe positioning with respect to phantom shell	E.6.3	1.4	R	$\sqrt{3}$	1	1	0.81	0.81	∞
Extrapolation, interpolation, and integrations algorithms for max. SAR evaluation	E.5	2.3	R	$\sqrt{3}$	1	1	1.33	1.33	∞
System validation source									
Deviation of experimental dipole from numerical dipole	E.6.4	5.0	N	1	1	1	5.00	5.00	∞
Input power and SAR drift measurement	8,6.6.4	5.0	R	$\sqrt{3}$	1	1	2.89	2.89	∞
Dipole axis to liquid distance	8,E.6.6	2.0	R	$\sqrt{3}$	1	1	1.15	1.15	∞
Phantom and set-up									
Phantom shell uncertainty—shape, thickness, and permittivity	E.3.1	4.0	R	$\sqrt{3}$	1	1	2.31	2.31	∞
Uncertainty in SAR correction for deviations in permittivity and conductivity	E.3.2	1.9	N	1	1	0.84	1.90	1.60	∞
Liquid conductivity (temperature uncertainty)	E.3.3	2.5	R	$\sqrt{3}$	0.78	0.71	1.13	1.02	∞
Liquid conductivity (measured)	E.3.3	4	N	1	0.78	0.71	3.12	2.84	M
Liquid permittivity (temperature uncertainty)	E.3.4	2.5	R	$\sqrt{3}$	0.23	0.26	0.33	0.38	∞
Liquid permittivity (measured)	E.3.4	5	N	1	0.23	0.26	1.15	1.30	M
Combined Standard Uncertainty			RSS				10.459	10.272	
Expanded Uncertainty (95% Confidence interval)			K=2				20.917	20.545	

Any report having not been signed by authorized approver, or having been altered without authorization, or having not been stamped by the "Dedicated Testing/Inspection Stamp" is deemed to be invalid. Copying or excerpting portion of, or altering the content of the report is not permitted without the written authorization of AGC. The test results presented in the report apply only to the tested sample. Any objections to report issued by AGC should be submitted to AGC within 15days after the issuance of the test report. Further enquiry of validity or verification of the test report should be addressed to AGC by agc01@agccert.com.

SATIMO Uncertainty- 2023-EPGO-414									
System Check uncertainty for DUT averaged over 1 gram / 10 gram.									
Uncertainty Component	Sec.	Tol (+- %)	Prob. Dist.	Div.	Ci (1g)	Ci (10g)	1g Ui (+-%)	10g Ui (+-%)	vi
Measurement System									
Probe calibration drift	E.2.1.3	0.500	N	1	1	1	0.50	0.50	∞
Axial Isotropy	E.2.2	0.090	R	$\sqrt{3}$	0	0	0.00	0.00	∞
Hemispherical Isotropy	E.2.2	0.090	R	$\sqrt{3}$	0	0	0.00	0.00	∞
Boundary effect	E.2.3	1.000	R	$\sqrt{3}$	0	0	0.00	0.00	∞
Linearity	E.2.4	0.890	R	$\sqrt{3}$	0	0	0.00	0.00	∞
System detection limits	E.2.4	1.0	R	$\sqrt{3}$	0	0	0.00	0.00	∞
Modulation response	E.2.5	3.0	R	$\sqrt{3}$	0	0	0.00	0.00	∞
Readout Electronics	E.2.6	0.021	N	1	0	0	0.00	0.00	∞
Response Time	E.2.7	0	R	$\sqrt{3}$	0	0	0.00	0.00	∞
Integration Time	E.2.8	1.4	R	$\sqrt{3}$	0	0	0.00	0.00	∞
RF ambient conditions-Noise	E.6.1	3.0	R	$\sqrt{3}$	0	0	0.00	0.00	∞
RF ambient conditions-reflections	E.6.1	3.0	R	$\sqrt{3}$	0	0	0.00	0.00	∞
Probe positioner mechanical tolerance	E.6.2	1.4	R	$\sqrt{3}$	1	1	0.81	0.81	∞
Probe positioning with respect to phantom shell	E.6.3	1.4	R	$\sqrt{3}$	1	1	0.81	0.81	∞
Extrapolation, interpolation, and integrations algorithms for max. SAR evaluation	E.5	2.3	R	$\sqrt{3}$	0	0	0.00	0.00	∞
System check source (dipole)									
Deviation of experimental dipoles	E.6.4	2.0	N	1	1	1	2.00	2.00	∞
Input power and SAR drift measurement	8,6.6.4	5.0	R	$\sqrt{3}$	1	1	2.89	2.89	∞
Dipole axis to liquid distance	8,E.6.6	2.0	R	$\sqrt{3}$	1	1	1.15	1.15	∞
Phantom and tissue parameters									
Phantom shell uncertainty—shape, thickness, and permittivity	E.3.1	4	R	$\sqrt{3}$	1	1	2.31	2.31	∞
Uncertainty in SAR correction for deviations in permittivity and conductivity	E.3.2	1.9	N	1	1	0.84	1.90	1.60	∞
Liquid conductivity measurement	E.3.3	4	R	$\sqrt{3}$	0.78	0.71	3.12	2.84	∞
Liquid permittivity measurement	E.3.3	5	N	1	0.78	0.71	1.15	1.30	M
Liquid conductivity—temperature uncertainty	E.3.4	2.5	R	$\sqrt{3}$	0.23	0.26	1.13	1.02	∞
Liquid permittivity—temperature uncertainty	E.3.4	2.5	N	1	0.23	0.26	0.33	0.38	M
Combined Standard Uncertainty			RSS				5.562	5.203	
Expanded Uncertainty (95% Confidence interval)			K=2				11.124	10.406	

Any report having not been signed by authorized approver, or having been altered without authorization, or having not been stamped by the "Dedicated Testing/Inspection Stamp" is deemed to be invalid. Copying or excerpting portion of, or altering the content of the report is not permitted without the written authorization of AGC. The test results presented in the report apply only to the tested sample. Any objections to report issued by AGC should be submitted to AGC within 15days after the issuance of the test report. Further enquiry of validity or verification of the test report should be addressed to AGC by agc01@agccert.com.

12. CONDUCTED POWER MEASUREMENT

GSM BAND

Mode	Frequency(MHz)	Avg. Burst Power(dBm)	Duty cycle Factor(dBm)	Frame Power(dBm)
Maximum Power <1>				
GSM 850	824.2	32.26	-9	23.26
	836.6	32.33	-9	23.33
	848.8	32.44	-9	23.44
GPRS 850 (1 Slot)	824.2	32.29	-9	23.29
	836.6	32.24	-9	23.24
	848.8	32.33	-9	23.33
GPRS 850 (2 Slot)	824.2	30.56	-6	24.56
	836.6	30.55	-6	24.55
	848.8	30.71	-6	24.71
GPRS 850 (3 Slot)	824.2	28.52	-4.26	24.26
	836.6	28.59	-4.26	24.33
	848.8	28.64	-4.26	24.38
GPRS 850 (4 Slot)	824.2	27.25	-3	24.25
	836.6	27.30	-3	24.30
	848.8	27.33	-3	24.33
EGPRS 850 (1 Slot)	824.2	24.42	-9	15.42
	836.6	24.41	-9	15.41
	848.8	24.51	-9	15.51
EGPRS 850 (2 Slot)	824.2	24.18	-6	18.18
	836.6	24.11	-6	18.11
	848.8	24.20	-6	18.20
EGPRS 850 (3 Slot)	824.2	22.57	-4.26	18.31
	836.6	22.53	-4.26	18.27
	848.8	22.63	-4.26	18.37
EGPRS 850 (4 Slot)	824.2	21.47	-3	18.47
	836.6	21.48	-3	18.48
	848.8	21.52	-3	18.52

Any report having not been signed by authorized approver, or having been altered without authorization, or having not been stamped by the "Dedicated Testing/Inspection Stamp" is deemed to be invalid. Copying or excerpting portion of, or altering the content of the report is not permitted without the written authorization of AGC. The test results presented in the report apply only to the tested sample. Any objections to report issued by AGC should be submitted to AGC within 15days after the issuance of the test report. Further enquiry of validity or verification of the test report should be addressed to AGC by agc01@agccert.com.

Mode	Frequency(MHz)	Avg. Burst Power(dBm)	Duty cycle Factor(dBm)	Frame Power(dBm)
Maximum Power <2>				
GSM 850	824.2	32.14	-9	23.14
	836.6	32.28	-9	23.28
	848.8	32.36	-9	23.36
GPRS 850 (1 Slot)	824.2	31.73	-9	22.73
	836.6	31.57	-9	22.57
	848.8	32.20	-9	23.20
GPRS 850 (2 Slot)	824.2	30.44	-6	24.44
	836.6	29.79	-6	23.79
	848.8	30.23	-6	24.23
GPRS 850 (3 Slot)	824.2	28.27	-4.26	24.01
	836.6	27.73	-4.26	23.47
	848.8	27.72	-4.26	23.46
GPRS 850 (4 Slot)	824.2	26.66	-3	23.66
	836.6	26.88	-3	23.88
	848.8	26.56	-3	23.56

Any report having not been signed by authorized approver, or having been altered without authorization, or having not been stamped by the "Dedicated Testing/Inspection Stamp" is deemed to be invalid. Copying or excerpting portion of, or altering the content of the report is not permitted without the written authorization of AGC. The test results presented in the report apply only to the tested sample. Any objections to report issued by AGC should be submitted to AGC within 15days after the issuance of the test report. Further enquiry of validity or verification of the test report should be addressed to AGC by agc01@agccert.com.

GSM BAND CONTINUE

Mode	Frequency(MHz)	Avg. Burst Power(dBm)	Duty cycle Factor(dBm)	Frame Power(dBm)
Maximum Power <1>				
PCS1900	1850.2	30.82	-9	21.82
	1880	30.55	-9	21.55
	1909.8	30.33	-9	21.33
GPRS1900 (1 Slot)	1850.2	30.84	-9	21.84
	1880	30.49	-9	21.49
	1909.8	30.26	-9	21.26
GPRS1900 (2 Slot)	1850.2	28.40	-6	22.40
	1880	28.18	-6	22.18
	1909.8	27.96	-6	21.96
GPRS1900 (3 Slot)	1850.2	26.35	-4.26	22.09
	1880	26.27	-4.26	22.01
	1909.8	26.07	-4.26	21.81
GPRS1900 (4 Slot)	1850.2	25.15	-3	22.15
	1880	24.97	-3	21.97
	1909.8	24.77	-3	21.77
EGPRS1900 (1 Slot)	1850.2	27.24	-9	18.24
	1880	26.95	-9	17.95
	1909.8	26.77	-9	17.77
EGPRS1900 (2 Slot)	1850.2	24.66	-6	18.66
	1880	24.45	-6	18.45
	1909.8	24.30	-6	18.30
EGPRS1900 (3 Slot)	1850.2	22.80	-4.26	18.54
	1880	22.64	-4.26	18.38
	1909.8	22.49	-4.26	18.23
EGPRS1900 (4 Slot)	1850.2	21.40	-3	18.40
	1880	21.13	-3	18.13
	1909.8	20.94	-3	17.94

Any report having not been signed by authorized approver, or having been altered without authorization, or having not been stamped by the "Dedicated Testing/Inspection Stamp" is deemed to be invalid. Copying or excerpting portion of, or altering the content of the report is not permitted without the written authorization of AGC. The test results presented in the report apply only to the tested sample. Any objections to report issued by AGC should be submitted to AGC within 15days after the issuance of the test report. Further enquiry of validity or verification of the test report should be addressed to AGC by agc01@agccert.com.

Mode	Frequency(MHz)	Avg. Burst Power(dBm)	Duty cycle Factor(dBm)	Frame Power(dBm)
Maximum Power <2>				
PCS1900	1850.2	30.50	-9	21.50
	1880	29.70	-9	20.70
	1909.8	30.21	-9	21.21
GPRS1900 (1 Slot)	1850.2	30.21	-9	21.21
	1880	30.02	-9	21.02
	1909.8	29.37	-9	20.37
GPRS1900 (2 Slot)	1850.2	27.43	-6	21.43
	1880	27.78	-6	21.78
	1909.8	27.89	-6	21.89
GPRS1900 (3 Slot)	1850.2	25.57	-4.26	21.31
	1880	26.17	-4.26	21.91
	1909.8	25.73	-4.26	21.47
GPRS1900 (4 Slot)	1850.2	24.28	-3	21.28
	1880	24.83	-3	21.83
	1909.8	24.31	-3	21.31

Note 1:

The Frame Power (Source-based time-averaged Power) is scaled the maximum burst average power based on time slots. The calculated methods are show as following:

Frame Power = Max burst power (1 Up Slot) – 9 dB

Frame Power = Max burst power (2 Up Slot) – 6 dB

Frame Power = Max burst power (3 Up Slot) – 4.26 dB

Frame Power = Max burst power (4 Up Slot) – 3 dB

Note 2:

SAR is not required for GPRS (1 Slot) Mode because its output power is less than of Voice Mode

UMTS BAND HSDPA Setup Configuration:

- The EUT was connected to Base Station Agilent-8960 referred to the Setup Configuration.
- The RF path losses were compensated into the measurements.
- A call was established between EUT and Based Station with following setting:
 - (1) Set Gain Factors(β_c and β_d) parameters set according to each
 - (2) Set RMC 12.2Kbps+HSDPA mode.
 - (3) Set Cell Power=-86dBm
 - (4) Set HS-DSCH Configuration Type to FRC (H-set 1, QPSK)
 - (5) Select HSDPA Uplink Parameters
 - (6) Set Delta ACK, Delta NACK and Delta CQI=8
 - (7) Set Ack - Nack Repetition Factor to 3
 - (8) Set CQI Feedback Cycle (k) to 4ms
 - (9) Set CQI Repetition Factor to 2
 - (10) Power Ctrl Mode=All Up bits
- The transmitted maximum output power was recorded.

Table C.10.2.4: β values for transmitter characteristics tests with HS-DPCCH

Sub-test	β_c (Note5)	β_d	β_d (SF)	β_c/β_d	β_{HS} (Note1, Note 2)	CM (dB) (Note 3)	MPR (dB) (Note 3)
1	2/15	15/15	64	2/15	4/15	0.0	0.0
2	12/15(Note 4)	15/15(Note 4)	64	12/15(Note 4)	24/15	1.0	0.0
3	15/15	8/15	64	15/8	30/15	1.5	0.5
4	15/15	4/15	64	15/4	30/15	1.5	0.5

Note 1: ΔACK , $\Delta NACK$ and $\Delta CQI = 30/15$ with $\beta_{hs} = 30/15 * \beta_c$.

Note 2: For the HS-DPCCH power mask requirement test in clause 5.2C, 5.7A, and the Error Vector Magnitude (EVM) with HS-DPCCH test in clause 5.13.1A, and HSDPA EVM with phase discontinuity in clause 5.13.1AA, ΔACK and $\Delta NACK = 30/15$ with $\beta_{hs} = 30/15 * \beta_c$, and $\Delta CQI = 24/15$ with $\beta_{hs} = 24/15 * \beta_c$.

Note 3: CM = 1 for $\beta_c/\beta_d = 12/15$, $hs/c = 24/15$. For all other combinations of DPDCH, DPCCH and HS-DPCCH the MPR is based on the relative CM difference. This is applicable for only UEs that support HSDPA in release 6 and later releases.

Note 4: For subtest 2 the c/d ratio of 12/15 for the TFC during the measurement period (TF1, TF0) is achieved by setting the signalled gain factors for the reference TFC (TF1, TF1) to $c = 11/15$ and $d = 15/15$.

HSUPA Setup Configuration:

- The EUT was connected to Base Station Agilent-8960 referred to the Setup Configuration.
- The RF path losses were compensated into the measurements.
- A call was established between EUT and Base Station with following setting * :
 - (1) Call Configs = 5.2B, 5.9B, 5.10B, and 5.13.2B with QPSK
 - (2) Set the Gain Factors (β_c and β_d) and parameters (AG Index) were set according to each specific sub-test in the following table, C11.1.3, quoted from the TS 34.121
 - (3) Set Cell Power = -86 dBm
 - (4) Set Channel Type = 12.2k + HSPA
 - (5) Set UE Target Power
 - (6) Power Ctrl Mode= Alternating bits
 - (7) Set and observe the E-TFCI
 - (8) Confirm that E-TFCI is equal to the target E-TFCI of 75 for sub-test 1, and other subtest's E-TFCI
- The transmitted maximum output power was recorded.

Table C.11.1.3: β values for transmitter characteristics tests with HS-DPCCH and E-DCH

Sub-test	β_c	β_d	β_d (SF)	β_c/β_d	β_{HS} (Note 1)	β_{ec}	β_{ed} (Note 4) (Note 5)	β_{ed} (SF)	β_{ed} (Code s)	CM (dB) (Note 2)	MPR (dB) (Note 2) (Note 6)	AG Index (Note 5)	E-TF CI
1	11/15 (Note 3)	15/15 (Note 3)	64	11/15 (Note 3)	22/15	209/225	1309/225	4	1	1.0	0.0	20	75
2	6/15	15/15	64	6/15	12/15	12/15	94/75	4	1	3.0	2.0	12	67
3	15/15	9/15	64	15/9	30/15	30/15	β_{ed1} : 47/15 β_{ed2} : 47/15	4 4	2	2.0	1.0	15	92
4	2/15	15/15	64	2/15	4/15	2/15	56/75	4	1	3.0	2.0	17	71
5	15/15	0	-	-	5/15	5/15	47/15	4	1	1.0	0.0	12	67

Note 1: For sub-test 1 to 4, ΔACK , $\Delta NACK$ and $\Delta CQI = 30/15$ with $\beta_{hs} = 30/15 * \beta_c$. For sub-test 5, ΔACK , $\Delta NACK$ and $\Delta CQI = 5/15$ with $\beta_{hs} = 5/15 * \beta_c$.

Note 2: CM = 1 for $\beta_c/\beta_d = 12/15$, $hs/c = 24/15$. For all other combinations of DPDCH, DPCCH, HS-DPCCH, E-DPDCH and E-DPCCH the MPR is based on the relative CM difference.

Note 3: For subtest 1 the c/d ratio of 11/15 for the TFC during the measurement period (TF1, TF0) is achieved by setting the signalled gain factors for the reference TFC (TF1, TF1) to $c = 10/15$ and $d = 15/15$.

Note 4: In case of testing by UE using E-DPDCH Physical Layer category 1, Sub-test 3 is omitted according to TS25.306 Table 5.1g.

Note 5: β_{ed} cannot be set directly; it is set by Absolute Grant Value.

Note 6: For subtests 2, 3 and 4, UE may perform E-DPDCH power scaling at max power which could results in slightly smaller MPR values.

UMTS BAND II

Mode	Frequency (MHz)	Avg. Burst Power (dBm)
WCDMA 1900 RMC	1852.4	23.62
	1880	23.84
	1907.6	23.96
HSDPA Subtest 1	1852.4	22.83
	1880	22.81
	1907.6	22.80
HSDPA Subtest 2	1852.4	22.01
	1880	22.43
	1907.6	22.31
HSDPA Subtest 3	1852.4	22.14
	1880	22.28
	1907.6	22.43
HSDPA Subtest 4	1852.4	22.24
	1880	22.29
	1907.6	22.27
HSUPA Subtest 1	1852.4	22.77
	1880	22.81
	1907.6	22.92
HSUPA Subtest 2	1852.4	20.77
	1880	20.90
	1907.6	20.92
HSUPA Subtest 3	1852.4	21.66
	1880	21.79
	1907.6	21.92
HSUPA Subtest 4	1852.4	20.72
	1880	20.83
	1907.6	20.88
HSUPA Subtest 5	1852.4	22.82
	1880	22.89
	1907.6	22.85

Any report having not been signed by authorized approver, or having been altered without authorization, or having not been stamped by the "Dedicated Testing/Inspection Stamp" is deemed to be invalid. Copying or excerpting portion of, or altering the content of the report is not permitted without the written authorization of AGC. The test results presented in the report apply only to the tested sample. Any objections to report issued by AGC should be submitted to AGC within 15days after the issuance of the test report. Further enquiry of validity or verification of the test report should be addressed to AGC by agc01@agccert.com.

UMTS BAND V

Mode	Frequency (MHz)	Avg. Burst Power (dBm)
WCDMA 850 RMC	826.4	23.96
	836.4	23.93
	846.6	23.79
HSDPA Subtest 1	826.4	22.80
	836.4	22.88
	846.6	22.72
HSDPA Subtest 2	826.4	22.60
	836.4	22.32
	846.6	22.17
HSDPA Subtest 3	826.4	22.36
	836.4	22.37
	846.6	22.24
HSDPA Subtest 4	826.4	22.56
	836.4	22.39
	846.6	22.16
HSUPA Subtest 1	826.4	23.13
	836.4	22.92
	846.6	22.83
HSUPA Subtest 2	826.4	21.21
	836.4	21.01
	846.6	20.84
HSUPA Subtest 3	826.4	22.10
	836.4	21.90
	846.6	21.78
HSUPA Subtest 4	826.4	21.18
	836.4	20.98
	846.6	20.92
HSUPA Subtest 5	826.4	23.10
	836.4	22.99
	846.6	22.78

Any report having not been signed by authorized approver, or having been altered without authorization, or having not been stamped by the "Dedicated Testing/Inspection Stamp" is deemed to be invalid. Copying or excerpting portion of, or altering the content of the report is not permitted without the written authorization of AGC. The test results presented in the report apply only to the tested sample. Any objections to report issued by AGC should be submitted to AGC within 15days after the issuance of the test report. Further enquiry of validity or verification of the test report should be addressed to AGC by agc01@agccert.com.

According to 3GPP 25.101 sub-clause 6.2.2 , the maximum output power is allowed to be reduced by following the table.

Table 6.1aA: UE maximum output power with HS-DPCCH and E-DCH

UE Transmit Channel Configuration	CM(db)	MPR(db)
For all combinations of ,DPDCH,DPCCH HS-DPDCH,E-DPDCH and E-DPCCH	$0 \leq CM \leq 3.5$	$MAX(CM-1,0)$
Note: CM=1 for $\beta_c/\beta_d=12/15$, $\beta_{hs}/\beta_c=24/15$.For all other combinations of DPDCH, DPCCH, HS-DPCCH, E-DPDCH and E-DPCCH the MPR is based on the relative CM difference.		

The device supports MPR to solve linearity issues (ACLR or SEM) due to the higher peak-to average ratios (PAR) of the HSUPA signal. This prevents saturating the full range of the TX DAC inside of device and provides a reduced power output to the RF transceiver chip according to the Cubic Metric (a function of the combinations of DPDCH, DPCCH, HS-DPCCH, E-DPDCH and E-DPCCH).

When E-DPDCH channels are present the beta gains on those channels are reduced firsts to try to get the power under the allowed limit. If the beta gains are lowered as far as possible, then a hard limiting is applied at the maximum allowed level.

The SW currently recalculates the cubic metric every time the beta gains on the E-DPDCH are reduced. The cubic metric will likely get lower each time this is done .However, there is no reported reduction of maximum output power in the HSUPA mode since the device also provides a compensation for the power back-off by increasing the gain of TX_AGC in the transceiver (PA) device.

The end effect is that the DUT output power is identical to the case where there is no MPR in the device.

LTE Band

LTE (TDD) Considerations

For Time-Division Duplex (TDD) systems, SAR must be tested using a fixed periodic duty factor according to the highest transmission duty factor implemented for the device and supported by the defined 3GPP LTE TDD configurations.

SAR was tested with the highest transmission duty factor (63.33%) using Uplink-downlink configuration 0 and Special subframe configuration 7.

LTE TDD Band 38, 40, 41 supports 3GPP TS 36.211 section 4.2 for Type 2 Frame Structure and Table 4.2-2 for uplink-downlink configurations and Table 4.2-1 for Special subframe configurations.

Table 4.2-1: Configuration of special subframe (lengths of DwPTS/GP/UpPTS)

Special subframe configuration	Normal cyclic prefix in downlink			Extended cyclic prefix in downlink		
	DwPTS	UpPTS		DwPTS	UpPTS	
		Normal cyclic prefix in uplink	Extended cyclic prefix in uplink		Normal cyclic prefix in uplink	Extended cyclic prefix in uplink
0	$6592 \cdot T_s$	$2192 \cdot T_s$	$2560 \cdot T_s$	$7680 \cdot T_s$	$2192 \cdot T_s$	$2560 \cdot T_s$
1	$19760 \cdot T_s$			$20480 \cdot T_s$		
2	$21952 \cdot T_s$			$23040 \cdot T_s$		
3	$24144 \cdot T_s$			$25600 \cdot T_s$		
4	$26336 \cdot T_s$	$4384 \cdot T_s$	$5120 \cdot T_s$	$7680 \cdot T_s$	$4384 \cdot T_s$	$5120 \cdot T_s$
5	$6592 \cdot T_s$			$20480 \cdot T_s$		
6	$19760 \cdot T_s$			$23040 \cdot T_s$		
7	$21952 \cdot T_s$			$12800 \cdot T_s$		
8	$24144 \cdot T_s$			-	-	-
9	$13168 \cdot T_s$			-	-	-

Table 4.2-2: Uplink-downlink configurations

Uplink-downlink configuration	Downlink-to-Uplink Switch-point periodicity	Subframe number									
		0	1	2	3	4	5	6	7	8	9
0	5 ms	D	S	U	U	U	D	S	U	U	U
1	5 ms	D	S	U	U	D	D	S	U	U	D
2	5 ms	D	S	U	D	D	D	S	U	D	D
3	10 ms	D	S	U	U	U	D	D	D	D	D
4	10 ms	D	S	U	U	D	D	D	D	D	D
5	10 ms	D	S	U	D	D	D	D	D	D	D
6	5 ms	D	S	U	U	U	D	S	U	U	D

Any report having not been signed by authorized approver, or having been altered without authorization, or having not been stamped by the "Dedicated Testing/Inspection Stamp" is deemed to be invalid. Copying or excerpting portion of, or altering the content of the report is not permitted without the written authorization of AGC. The test results presented in the report apply only to the tested sample. Any objections to report issued by AGC should be submitted to AGC within 15days after the issuance of the test report. Further enquiry of validity or verification of the test report should be addressed to AGC by agc01@agccert.com.

Calculated Duty Cycle

Uplink-Downlink Configuration	Downlink-to-Uplink Switch-point Periodicity	Subframe Number										Calculated Duty Cycle(%)
		0	1	2	3	4	5	6	7	8	9	
0	5ms	D	S	U	U	U	D	S	U	U	U	63.33
1	5ms	D	S	U	U	D	D	S	U	U	D	43.33
2	5ms	D	S	U	D	D	D	S	U	D	D	23.33
3	10ms	D	S	U	U	U	D	D	D	D	D	31.67
4	10ms	D	S	U	U	D	D	D	D	D	D	21.67
5	10ms	D	S	U	D	D	D	D	D	D	D	11.67
6	5ms	D	S	U	U	U	D	S	U	U	D	53.33

Note: Calculated Duty Cycle = Extended cyclic prefix in uplink x (Ts) x # of S + # of U

Example for Calculated Duty Cycle for Uplink-Downlink Configuration 0:

Calculated Duty Cycle = $5120 \times [1/(15000 \times 2048)] \times 2 + 6 \text{ ms} = 63.33\%$

where

$T_s = 1/(15000 \times 2048)$ seconds

Any report having not been signed by authorized approver, or having been altered without authorization, or having not been stamped by the "Dedicated Testing/Inspection Stamp" is deemed to be invalid. Copying or excerpting portion of, or altering the content of the report is not permitted without the written authorization of AGC. The test results presented in the report apply only to the tested sample. Any objections to report issued by AGC should be submitted to AGC within 15days after the issuance of the test report. Further enquiry of validity or verification of the test report should be addressed to AGC by agc01@agccert.com.

Attestation of Global Compliance(Shenzhen)Co., Ltd

Attestation of Global Compliance(Shenzhen)Std & Tech Co., Ltd

Tel: +86-755 2523 4088 E-mail: agc@agccert.com Web: <http://www.agccert.com/>

LTE Band

Conducted Power of LTE Band 2(dBm)							
Bandwidth	Modulation	RB size	RB offset	Target MPR	Channel	Channel	Channel
					18607	18900	19193
1.4MHz	QPSK	1	0	0	21.93	22.19	23.09
			3	0	21.72	22.37	23.24
			5	0	21.84	22.29	23.07
		3	0	0	21.93	22.22	22.89
			2	0	21.90	22.54	22.87
			3	0	21.85	22.23	22.90
		6	0	1	21.03	21.28	21.84
	16QAM	1	0	1	20.70	21.21	21.59
			3	1	21.55	20.86	21.65
			5	1	20.60	21.08	22.48
		3	0	1	20.71	20.97	21.71
			2	1	20.67	20.96	21.72
			3	1	20.65	21.11	21.72
		6	0	2	19.90	20.03	21.18
Bandwidth	Modulation	RB size	RB offset	Target MPR	Channel	Channel	Channel
					18615	18900	19185
3MHz	QPSK	1	0	0	21.58	22.16	22.97
			7	0	21.55	22.13	22.92
			14	0	21.98	22.35	22.90
		8	0	1	21.05	21.35	21.98
			4	1	21.06	21.36	21.91
			7	1	21.03	21.56	21.94
		15	0	1	21.13	21.33	21.86
	16QAM	1	0	1	21.08	21.54	21.70
			7	1	21.01	21.06	21.76
			14	1	21.04	21.34	21.77
		8	0	2	20.22	20.48	20.95
			4	2	20.22	20.29	20.95
			7	2	20.37	20.24	20.99
		15	0	2	20.19	20.47	20.85

Any report having not been signed by authorized approver, or having been altered without authorization, or having not been stamped by the "Dedicated Testing/Inspection Stamp" is deemed to be invalid. Copying or excerpting portion of, or altering the content of the report is not permitted without the written authorization of AGC. The test results presented in the report apply only to the tested sample. Any objections to report issued by AGC should be submitted to AGC within 15days after the issuance of the test report. Further enquiry of validity or verification of the test report should be addressed to AGC by agc01@agccert.com.

Conducted Power of LTE Band 2(dBm)							
Bandwidth	Modulation	RB size	RB offset	Target MPR	Channel	Channel	Channel
					18625	18900	19175
5MHz	QPSK	1	0	0	21.99	22.45	22.66
			13	0	21.83	22.55	22.82
			24	0	21.83	22.51	22.68
		12	0	1	21.01	21.26	21.89
			6	1	21.01	21.27	21.90
			13	1	21.04	21.36	21.90
		25	0	1	21.02	21.39	21.92
	16QAM	1	0	1	20.98	21.19	21.62
			13	1	21.53	21.30	21.76
			24	1	20.87	21.21	22.16
		12	0	2	19.93	20.35	20.85
			6	2	19.93	20.35	20.85
			13	2	19.94	20.44	20.98
		25	0	2	20.16	20.27	21.00
Bandwidth	Modulation	RB size	RB offset	Target MPR	Channel	Channel	Channel
					18650	18900	19150
10MHz	QPSK	1	0	0	21.83	22.21	22.74
			25	0	21.96	22.52	22.86
			49	0	21.93	22.34	22.85
		25	0	1	21.01	21.39	21.68
			13	1	21.11	21.39	21.69
			25	1	21.01	21.31	22.00
		50	0	1	21.12	21.34	21.91
	16QAM	1	0	1	20.96	21.12	22.43
			25	1	21.25	21.64	22.50
			49	1	21.07	21.31	22.44
		25	0	2	20.11	20.52	20.86
			13	2	20.10	20.52	20.87
			25	2	20.01	20.56	20.97
		50	0	2	20.23	20.31	20.87

Any report having not been signed by authorized approver, or having been altered without authorization, or having not been stamped by the "Dedicated Testing/Inspection Stamp" is deemed to be invalid. Copying or excerpting portion of, or altering the content of the report is not permitted without the written authorization of AGC. The test results presented in the report apply only to the tested sample. Any objections to report issued by AGC should be submitted to AGC within 15days after the issuance of the test report. Further enquiry of validity or verification of the test report should be addressed to AGC by agc01@agccert.com.

Conducted Power of LTE Band 2(dBm)							
Bandwidth	Modulation	RB size	RB offset	Target MPR	Channel	Channel	Channel
					18675	18900	19125
15MHz	QPSK	1	0	0	21.85	21.97	22.78
			38	0	21.82	22.28	22.73
			74	0	21.90	22.46	22.89
		36	0	1	20.96	21.31	21.88
			18	1	20.95	21.41	21.88
			39	1	20.95	21.40	21.88
		75	0	1	20.94	21.40	21.88
	16QAM	1	0	1	20.86	20.95	22.00
			38	1	20.81	21.47	22.46
			74	1	20.96	21.57	21.82
		36	0	2	20.96	21.31	21.88
			18	2	20.95	21.40	21.88
			39	2	20.94	21.40	21.88
		75	0	2	19.95	20.37	20.94
Bandwidth	Modulation	RB size	RB offset	Target MPR	Channel	Channel	Channel
					18700	18900	19100
20MHz	QPSK	1	0	0	21.89	22.27	22.30
			50	0	22.08	22.65	23.14
			99	0	22.10	22.68	22.78
		50	0	1	20.98	21.23	21.69
			25	1	20.99	21.25	21.70
			50	1	20.99	21.50	21.85
		100	0	1	21.00	21.43	21.87
	16QAM	1	0	1	21.07	21.82	21.51
			50	1	21.47	22.37	22.01
			99	1	20.96	21.86	21.89
		50	0	2	20.02	20.20	20.90
			25	2	20.11	20.20	20.91
			50	2	20.14	20.48	20.96
		100	0	2	20.02	20.37	20.82

Any report having not been signed by authorized approver, or having been altered without authorization, or having not been stamped by the "Dedicated Testing/Inspection Stamp" is deemed to be invalid. Copying or excerpting portion of, or altering the content of the report is not permitted without the written authorization of AGC. The test results presented in the report apply only to the tested sample. Any objections to report issued by AGC should be submitted to AGC within 15days after the issuance of the test report. Further enquiry of validity or verification of the test report should be addressed to AGC by agc01@agccert.com.

Conducted Power of LTE Band 4(dBm)							
Bandwidth	Modulation	RB size	RB offset	Target MPR	Channel	Channel	Channel
					19957	20175	20393
1.4MHz	QPSK	1	0	0	18.94	20.04	21.08
			3	0	19.23	20.03	21.60
			5	0	19.07	20.08	21.54
		3	0	0	19.14	20.04	21.52
			2	0	19.23	20.04	21.49
			3	0	19.18	20.05	21.46
		6	0	1	18.20	19.02	20.37
	16QAM	1	0	1	18.75	18.78	20.75
			3	1	18.35	19.10	20.78
			5	1	17.86	19.18	20.78
		3	0	1	18.05	18.80	20.43
			2	1	18.03	18.63	20.41
			3	1	17.95	18.57	20.43
		6	0	2	17.31	17.95	19.50
Bandwidth	Modulation	RB size	RB offset	Target MPR	Channel	Channel	Channel
					19965	20175	20385
3MHz	QPSK	1	0	0	19.11	19.83	20.81
			7	0	19.12	20.10	21.04
			14	0	19.36	19.97	21.39
		8	0	1	18.12	18.99	20.10
			4	1	18.21	18.93	20.10
			7	1	18.29	19.04	20.40
		15	0	1	18.24	18.93	20.31
	16QAM	1	0	1	17.90	19.18	20.24
			7	1	18.34	19.60	20.45
			14	1	17.92	19.37	20.63
		8	0	2	17.32	17.94	19.31
			4	2	17.31	17.95	19.20
			7	2	17.50	18.16	20.01
		15	0	2	17.36	17.89	19.44

Any report having not been signed by authorized approver, or having been altered without authorization, or having not been stamped by the "Dedicated Testing/Inspection Stamp" is deemed to be invalid. Copying or excerpting portion of, or altering the content of the report is not permitted without the written authorization of AGC. The test results presented in the report apply only to the tested sample. Any objections to report issued by AGC should be submitted to AGC within 15days after the issuance of the test report. Further enquiry of validity or verification of the test report should be addressed to AGC by agc01@agccert.com.

Conducted Power of LTE Band 4(dBm)							
Bandwidth	Modulation	RB size	RB offset	Target MPR	Channel	Channel	Channel
					19975	20175	20375
5MHz	QPSK	1	0	0	22.74	22.75	22.90
			13	0	22.85	22.92	22.86
			24	0	22.57	22.67	23.07
		12	0	1	21.73	21.77	21.91
			6	1	21.80	21.78	21.91
			13	1	21.82	21.79	21.90
		25	0	1	21.87	21.75	21.96
	16QAM	1	0	1	21.55	21.80	21.81
			13	1	21.71	21.40	21.70
			24	1	21.70	21.81	21.87
		12	0	2	20.87	20.82	20.98
			6	2	20.76	20.82	20.98
			13	2	20.77	20.76	20.88
		25	0	2	20.76	20.99	20.84
Bandwidth	Modulation	RB size	RB offset	Target MPR	Channel	Channel	Channel
					20000	20175	20350
10MHz	QPSK	1	0	0	22.92	22.73	22.76
			25	0	22.65	22.98	23.10
			49	0	23.12	22.86	22.85
		25	0	1	21.83	21.89	22.03
			13	1	21.82	21.81	22.01
			25	1	21.96	21.80	21.99
		50	0	1	21.88	21.82	22.03
	16QAM	1	0	1	21.96	21.65	21.78
			25	1	22.05	22.11	22.02
			49	1	22.05	21.70	21.59
		25	0	2	20.90	20.92	21.15
			13	2	20.78	20.64	20.84
			25	2	21.02	20.65	20.84
		50	0	2	20.86	20.75	20.87

Any report having not been signed by authorized approver, or having been altered without authorization, or having not been stamped by the "Dedicated Testing/Inspection Stamp" is deemed to be invalid. Copying or excerpting portion of, or altering the content of the report is not permitted without the written authorization of AGC. The test results presented in the report apply only to the tested sample. Any objections to report issued by AGC should be submitted to AGC within 15days after the issuance of the test report. Further enquiry of validity or verification of the test report should be addressed to AGC by agc01@agccert.com.

Conducted Power of LTE Band 4(dBm)							
Bandwidth	Modulation	RB size	RB offset	Target MPR	Channel	Channel	Channel
					20025	20175	20325
15MHz	QPSK	1	0	0	22.67	22.69	22.99
			38	0	23.03	22.85	22.88
			74	0	22.66	22.82	23.19
		36	0	1	21.92	22.00	22.00
			18	1	21.90	22.00	22.01
			39	1	21.88	22.00	22.01
		75	0	1	21.96	22.01	22.01
	16QAM	1	0	1	21.68	21.62	21.98
			38	1	21.92	21.55	22.38
			74	1	21.77	22.12	22.49
		36	0	2	21.90	22.00	22.01
			18	2	21.89	22.00	22.01
			39	2	21.88	22.00	22.01
		75	0	2	20.95	20.94	21.18
Bandwidth	Modulation	RB size	RB offset	Target MPR	Channel	Channel	Channel
					20050	20175	20300
20MHz	QPSK	1	0	0	22.58	22.72	23.08
			50	0	23.36	23.30	23.07
			99	0	23.03	23.35	23.04
		50	0	1	21.81	21.84	22.13
			25	1	21.80	21.87	22.16
			50	1	21.93	21.98	22.07
		100	0	1	21.95	21.89	22.02
	16QAM	1	0	1	21.57	22.50	22.00
			50	1	22.49	22.71	21.83
			99	1	21.99	22.62	22.03
		50	0	2	21.00	20.90	21.25
			25	2	21.00	20.90	21.16
			50	2	21.09	21.03	21.14
		100	0	2	21.04	20.83	20.93

Any report having not been signed by authorized approver, or having been altered without authorization, or having not been stamped by the "Dedicated Testing/Inspection Stamp" is deemed to be invalid. Copying or excerpting portion of, or altering the content of the report is not permitted without the written authorization of AGC. The test results presented in the report apply only to the tested sample. Any objections to report issued by AGC should be submitted to AGC within 15days after the issuance of the test report. Further enquiry of validity or verification of the test report should be addressed to AGC by agc01@agccert.com.

Conducted Power of LTE Band 5(dBm)							
Bandwidth	Modulation	RB size	RB offset	Target MPR	Channel	Channel	Channel
					20407	20525	20643
1.4MHz	QPSK	1	0	0	23.47	23.29	23.74
			3	0	23.57	23.65	23.31
			5	0	23.51	23.56	23.51
		3	0	0	23.55	23.47	23.30
			2	0	23.72	23.47	23.66
			3	0	23.67	23.41	23.51
		6	0	1	22.60	22.53	22.47
	16QAM	1	0	1	23.03	22.42	22.47
			3	1	23.11	22.76	22.18
			5	1	22.23	22.41	22.61
		3	0	1	22.28	22.37	22.34
			2	1	22.26	22.07	22.45
			3	1	22.10	21.94	22.49
		6	0	2	21.46	21.39	21.56
Bandwidth	Modulation	RB size	RB offset	Target MPR	Channel	Channel	Channel
					20415	20525	20635
3MHz	QPSK	1	0	0	23.41	23.38	23.49
			7	0	23.28	23.26	23.48
			14	0	23.43	23.42	23.38
		8	0	1	22.77	22.56	22.60
			4	1	22.55	22.57	22.58
			7	1	22.76	22.55	22.66
		15	0	1	22.64	22.58	22.53
	16QAM	1	0	1	22.26	22.70	22.27
			7	1	22.52	22.31	22.39
			14	1	22.40	22.70	22.76
		8	0	2	21.83	21.40	21.39
			4	2	21.79	21.81	21.40
			7	2	21.80	21.39	21.76
		15	0	2	21.82	21.42	21.58

Any report having not been signed by authorized approver, or having been altered without authorization, or having not been stamped by the "Dedicated Testing/Inspection Stamp" is deemed to be invalid. Copying or excerpting portion of, or altering the content of the report is not permitted without the written authorization of AGC. The test results presented in the report apply only to the tested sample. Any objections to report issued by AGC should be submitted to AGC within 15days after the issuance of the test report. Further enquiry of validity or verification of the test report should be addressed to AGC by agc01@agccert.com.

Conducted Power of LTE Band 5(dBm)							
Bandwidth	Modulation	RB size	RB offset	Target MPR	Channel	Channel	Channel
					20425	20525	20625
5MHz	QPSK	1	0	0	23.43	23.51	23.24
			13	0	23.42	23.63	23.29
			24	0	23.14	23.43	23.32
		12	0	1	22.66	22.49	22.53
			6	1	22.66	22.64	22.49
			13	1	22.52	22.49	22.55
		25	0	1	22.58	22.60	22.59
	16QAM	1	0	1	22.61	22.49	22.19
			13	1	22.51	22.46	22.30
			24	1	22.07	22.44	22.47
		12	0	2	21.64	21.55	21.39
			6	2	21.64	21.55	21.42
			13	2	21.53	21.42	21.49
		25	0	2	21.52	21.69	21.52
Bandwidth	Modulation	RB size	RB offset	Target MPR	Channel	Channel	Channel
					20450	20525	20600
10MHz	QPSK	1	0	0	23.66	23.51	23.35
			25	0	23.31	23.92	23.66
			49	0	23.47	23.43	23.37
		25	0	1	22.50	22.69	22.53
			13	1	22.59	22.65	22.58
			25	1	22.68	22.60	22.61
		50	0	1	22.54	22.57	22.51
	16QAM	1	0	1	22.54	22.27	23.03
			25	1	22.66	22.79	22.92
			49	1	22.49	22.48	23.23
		25	0	2	21.54	21.91	21.71
			13	2	21.54	21.91	21.73
			25	2	21.69	21.86	21.62
		50	0	2	21.56	21.43	21.68

Any report having not been signed by authorized approver, or having been altered without authorization, or having not been stamped by the "Dedicated Testing/Inspection Stamp" is deemed to be invalid. Copying or excerpting portion of, or altering the content of the report is not permitted without the written authorization of AGC. The test results presented in the report apply only to the tested sample. Any objections to report issued by AGC should be submitted to AGC within 15days after the issuance of the test report. Further enquiry of validity or verification of the test report should be addressed to AGC by agc01@agccert.com.

Conducted Power of LTE Band 7 (dBm)							
Bandwidth	Modulation	RB size	RB offset	Target MPR	Channel	Channel	Channel
					20775	21100	21425
5MHz	QPSK	1	0	0	22.25	22.60	22.72
			12	0	22.49	22.74	22.82
			24	0	22.20	22.57	22.82
		12	0	1	21.32	21.73	21.69
			6	1	21.37	21.71	21.68
			13	1	21.42	21.63	21.65
		25	0	1	21.30	21.64	21.68
	16QAM	1	0	1	21.34	21.76	21.56
			12	1	21.34	22.12	21.64
			24	1	20.99	21.20	21.91
		12	0	2	20.30	20.78	20.96
			6	2	20.27	20.87	20.95
			13	2	20.17	20.82	20.93
		25	0	2	20.45	20.67	20.58
Bandwidth	Modulation	RB size	RB offset	Target MPR	Channel	Channel	Channel
					20800	21100	21400
10MHz	QPSK	1	0	0	22.29	22.86	22.14
			24	0	22.65	22.69	23.08
			49	0	22.38	22.85	22.84
		25	0	1	21.54	21.84	21.40
			12	1	21.51	21.83	21.42
			25	1	21.51	21.85	21.80
		50	0	1	21.47	21.84	21.71
	16QAM	1	0	1	21.45	21.61	22.02
			24	1	21.71	21.86	21.90
			49	1	21.46	21.84	22.67
		25	0	2	20.53	20.76	20.46
			12	2	20.47	20.76	20.46
			25	2	20.53	20.71	21.12
		50	0	2	20.42	20.78	20.77

Any report having not been signed by authorized approver, or having been altered without authorization, or having not been stamped by the "Dedicated Testing/Inspection Stamp" is deemed to be invalid. Copying or excerpting portion of, or altering the content of the report is not permitted without the written authorization of AGC. The test results presented in the report apply only to the tested sample. Any objections to report issued by AGC should be submitted to AGC within 15days after the issuance of the test report. Further enquiry of validity or verification of the test report should be addressed to AGC by agc01@agccert.com.

Conducted Power of LTE Band 7 (dBm)

Bandwidth	Modulation	RB size	RB offset	Target MPR	Channel	Channel	Channel
					20825	21100	21375
15MHz	QPSK	1	0	0	22.38	22.69	22.37
			37	0	22.54	22.64	22.42
			74	0	22.44	22.55	22.95
		37	0	1	21.56	21.72	21.50
			16	1	21.49	21.71	21.47
			35	1	21.50	21.80	21.55
		75	0	1	21.50	21.80	21.54
	16QAM	1	0	1	21.44	21.09	21.95
			37	1	21.23	21.86	21.82
			74	1	21.62	21.85	22.50
		37	0	2	21.57	21.71	21.47
			16	2	21.50	21.80	21.55
			35	2	21.50	21.80	21.55
		75	0	2	20.43	20.85	20.58
Bandwidth	Modulation	RB size	RB offset	Target MPR	Channel	Channel	Channel
					20850	21100	21350
20MHz	QPSK	1	0	0	22.43	22.48	22.37
			49	0	22.40	22.76	22.49
			99	0	22.26	22.40	22.89
		50	0	1	21.47	21.73	21.34
			25	1	21.45	21.72	21.17
			49	1	21.51	21.73	21.57
		100	0	1	21.50	21.73	21.46
	16QAM	1	0	1	21.20	22.17	21.28
			49	1	21.73	22.44	21.50
			99	1	21.23	22.11	21.76
		50	0	2	20.41	20.75	20.41
			25	2	20.54	20.75	20.36
			49	2	20.51	20.98	20.71
		100	0	2	20.55	20.86	21.70

Any report having not been signed by authorized approver, or having been altered without authorization, or having not been stamped by the "Dedicated Testing/Inspection Stamp" is deemed to be invalid. Copying or excerpting portion of, or altering the content of the report is not permitted without the written authorization of AGC. The test results presented in the report apply only to the tested sample. Any objections to report issued by AGC should be submitted to AGC within 15days after the issuance of the test report. Further enquiry of validity or verification of the test report should be addressed to AGC by agc01@agccert.com.

Conducted Power of LTE Band 12(dBm)							
Bandwidth	Modulation	RB size	RB offset	Target MPR	Channel	Channel	Channel
					23017	23095	23173
1.4MHz	QPSK	1	0	0	23.04	23.23	23.23
			3	0	22.85	23.44	23.47
			5	0	22.89	23.29	23.37
		3	0	0	23.11	23.27	23.21
			2	0	23.23	23.27	23.20
			3	0	23.21	23.20	23.28
		6	0	1	22.21	22.31	22.22
	16QAM	1	0	1	22.32	22.52	22.36
			3	1	22.37	22.61	22.33
			5	1	22.54	22.51	22.08
		3	0	1	21.92	21.77	22.32
			2	1	21.99	22.04	22.31
			3	1	21.62	21.98	22.46
		6	0	2	21.06	21.25	21.41
Bandwidth	Modulation	RB size	RB offset	Target MPR	Channel	Channel	Channel
					23025	23095	23165
3MHz	QPSK	1	0	0	22.79	23.27	23.14
			7	0	22.75	23.08	23.13
			14	0	22.80	23.28	23.10
		8	0	1	22.19	22.30	22.50
			4	1	22.11	22.30	22.42
			7	1	22.16	22.31	22.37
		15	0	1	22.18	22.28	22.33
	16QAM	1	0	1	22.04	22.29	22.96
			7	1	22.05	22.35	22.62
			14	1	21.98	22.29	22.97
		8	0	2	21.41	21.23	21.36
			4	2	21.42	21.53	21.45
			7	2	21.45	21.54	21.19
		15	0	2	21.13	21.41	21.39

Any report having not been signed by authorized approver, or having been altered without authorization, or having not been stamped by the "Dedicated Testing/Inspection Stamp" is deemed to be invalid. Copying or excerpting portion of, or altering the content of the report is not permitted without the written authorization of AGC. The test results presented in the report apply only to the tested sample. Any objections to report issued by AGC should be submitted to AGC within 15days after the issuance of the test report. Further enquiry of validity or verification of the test report should be addressed to AGC by agc01@agccert.com.

Conducted Power of LTE Band 12(dBm)							
Bandwidth	Modulation	RB size	RB offset	Target MPR	Channel	Channel	Channel
					23035	23095	23155
5MHz	QPSK	1	0	0	23.01	23.27	23.18
			13	0	23.23	23.26	23.59
			24	0	23.05	23.35	23.26
		12	0	1	22.17	22.26	22.29
			6	1	22.11	22.26	22.21
			13	1	21.98	22.24	22.22
		25	0	1	22.05	22.23	22.19
	16QAM	1	0	1	22.25	22.16	22.22
			13	1	21.73	22.18	22.44
			24	1	22.10	22.74	22.30
		12	0	2	21.12	21.13	21.23
			6	2	21.13	21.13	21.25
			13	2	21.07	21.14	21.27
		25	0	2	21.27	21.33	21.43
Bandwidth	Modulation	RB size	RB offset	Target MPR	Channel	Channel	Channel
					23060	23095	23130
10MHz	QPSK	1	0	0	22.77	22.91	23.11
			25	0	23.12	23.11	23.65
			49	0	23.00	23.19	23.20
		25	0	1	22.09	22.10	22.33
			13	1	22.10	22.14	22.34
			25	1	22.24	22.55	22.23
		50	0	1	22.17	22.23	22.35
	16QAM	1	0	1	21.92	21.76	22.40
			25	1	22.30	22.55	23.02
			49	1	21.82	22.05	22.27
		25	0	2	21.09	21.32	21.48
			13	2	21.19	21.35	21.48
			25	2	21.23	21.69	21.47
		50	0	2	21.09	21.38	21.37

Any report having not been signed by authorized approver, or having been altered without authorization, or having not been stamped by the "Dedicated Testing/Inspection Stamp" is deemed to be invalid. Copying or excerpting portion of, or altering the content of the report is not permitted without the written authorization of AGC. The test results presented in the report apply only to the tested sample. Any objections to report issued by AGC should be submitted to AGC within 15days after the issuance of the test report. Further enquiry of validity or verification of the test report should be addressed to AGC by agc01@agccert.com.

Conducted Power of LTE Band 13(dBm)							
Bandwidth	Modulation	RB size	RB offset	Target MPR	Channel	Channel	Channel
					23205	23230	23255
5MHz	QPSK	1	0	0	23.18	22.74	22.81
			13	0	22.58	22.97	22.71
			24	0	22.87	22.86	22.93
		12	0	1	21.98	21.88	22.01
			6	1	21.98	21.91	22.02
			13	1	21.90	21.93	21.93
		25	0	1	21.99	22.22	22.10
	16QAM	1	0	1	22.14	21.92	21.70
			13	1	21.89	22.51	21.85
			24	1	22.30	22.09	21.87
		12	0	2	21.03	20.94	21.31
			6	2	21.02	20.74	20.74
			13	2	21.05	20.57	21.04
		25	0	2	21.15	21.29	20.74
Bandwidth	Modulation	RB size	RB offset	Target MPR	Channel		
					23230		
10MHz	QPSK	1	0	0	23.04		
			25	0	22.96		
			49	0	22.92		
		25	0	1	21.99		
			13	1	22.03		
			25	1	22.11		
		50	0	1	21.89		
	16QAM	1	0	1	21.81		
			25	1	22.23		
			49	1	22.07		
		25	0	2	20.84		
			13	2	20.86		
			25	2	20.93		
		50	0	2	21.13		

Any report having not been signed by authorized approver, or having been altered without authorization, or having not been stamped by the "Dedicated Testing/Inspection Stamp" is deemed to be invalid. Copying or excerpting portion of, or altering the content of the report is not permitted without the written authorization of AGC. The test results presented in the report apply only to the tested sample. Any objections to report issued by AGC should be submitted to AGC within 15days after the issuance of the test report. Further enquiry of validity or verification of the test report should be addressed to AGC by agc01@agccert.com.

Conducted Power of LTE Band 17(dBm)							
Bandwidth	Modulation	RB size	RB offset	Target MPR	Channel	Channel	Channel
					23755	23790	23825
5MHz	QPSK	1	0	0	23.24	23.15	23.14
			13	0	23.31	24.13	23.35
			24	0	23.40	23.42	23.33
		12	0	1	22.18	22.46	22.53
			6	1	22.17	22.38	22.55
			13	1	22.35	22.53	22.47
		25	0	1	22.31	22.52	22.52
	16QAM	1	0	1	22.26	22.22	21.92
			13	1	22.33	23.05	22.75
			24	1	21.99	22.56	22.54
		12	0	2	21.16	21.41	21.46
			6	2	21.15	21.31	21.47
			13	2	21.53	21.39	21.47
		25	0	2	21.40	21.69	21.66
Bandwidth	Modulation	RB size	RB offset	Target MPR	Channel	Channel	Channel
					23780	23790	23800
10MHz	QPSK	1	0	0	23.29	23.51	23.23
			25	0	23.54	24.19	23.31
			49	0	23.30	23.21	23.28
		25	0	1	22.34	22.37	22.59
			13	1	22.34	22.37	22.60
			25	1	22.76	22.62	22.57
		50	0	1	22.53	22.64	22.61
	16QAM	1	0	1	22.37	22.39	22.08
			25	1	22.65	23.24	22.79
			49	1	22.53	22.50	23.02
		25	0	2	21.34	21.71	21.64
			13	2	21.33	21.62	21.65
			25	2	21.76	21.76	21.72
		50	0	2	21.55	21.59	21.45

Any report having not been signed by authorized approver, or having been altered without authorization, or having not been stamped by the "Dedicated Testing/Inspection Stamp" is deemed to be invalid. Copying or excerpting portion of, or altering the content of the report is not permitted without the written authorization of AGC. The test results presented in the report apply only to the tested sample. Any objections to report issued by AGC should be submitted to AGC within 15days after the issuance of the test report. Further enquiry of validity or verification of the test report should be addressed to AGC by agc01@agccert.com.

Conducted Power of LTE Band 25(dBm)							
Bandwidth	Modulation	RB size	RB offset	Target MPR	Channel	Channel	Channel
					26047	26365	26683
1.4MHz	QPSK	1	0	0	23.35	23.12	23.49
			2	0	23.30	23.27	23.31
			5	0	23.42	23.15	23.36
		3	0	0	23.39	22.93	23.38
			1	0	23.39	23.14	23.37
			3	0	23.59	22.97	23.46
		6	0	1	22.31	21.94	22.52
	16QAM	1	0	1	22.19	21.95	22.18
			2	1	22.57	22.08	22.40
			5	1	22.68	21.96	22.25
		3	0	1	22.33	21.49	22.40
			1	1	22.24	21.48	21.96
			3	1	22.23	21.56	22.64
		6	0	2	21.37	21.06	21.54
Bandwidth	Modulation	RB size	RB offset	Target MPR	Channel	Channel	Channel
					26055	26365	26675
3MHz	QPSK	1	0	0	23.08	22.93	23.58
			8	0	22.91	22.89	23.50
			14	0	23.11	23.02	23.54
		8	0	1	22.29	22.03	22.57
			4	1	22.43	22.05	22.51
			7	1	22.37	22.15	22.58
		15	0	1	22.41	21.95	22.52
	16QAM	1	0	1	22.26	22.14	22.27
			8	1	22.20	22.07	22.36
			14	1	22.19	22.03	22.40
		8	0	2	21.37	20.97	21.76
			4	2	21.38	20.89	21.69
			7	2	21.43	21.18	21.58
		15	0	2	21.28	20.82	21.36

Any report having not been signed by authorized approver, or having been altered without authorization, or having not been stamped by the "Dedicated Testing/Inspection Stamp" is deemed to be invalid. Copying or excerpting portion of, or altering the content of the report is not permitted without the written authorization of AGC. The test results presented in the report apply only to the tested sample. Any objections to report issued by AGC should be submitted to AGC within 15days after the issuance of the test report. Further enquiry of validity or verification of the test report should be addressed to AGC by agc01@agccert.com.

Conducted Power of LTE Band 25(dBm)							
Bandwidth	Modulation	RB size	RB offset	Target MPR	Channel	Channel	Channel
					26065	26365	26665
5MHz	QPSK	1	0	0	23.03	23.09	23.32
			12	0	22.97	23.05	23.40
			24	0	23.39	23.13	23.63
		12	0	1	22.38	21.91	22.51
			6	1	22.30	21.93	22.45
			13	1	22.26	21.97	22.62
		25	0	1	22.28	21.97	22.41
	16QAM	1	0	1	21.92	21.83	22.55
			12	1	21.87	22.06	22.30
			24	1	22.19	21.67	22.29
		12	0	2	21.23	20.91	21.46
			6	2	21.23	21.21	21.15
			13	2	21.27	21.07	21.36
		25	0	2	21.24	20.98	21.27
Bandwidth	Modulation	RB size	RB offset	Target MPR	Channel	Channel	Channel
					26090	26365	26640
10MHz	QPSK	1	0	0	23.16	23.01	23.27
			24	0	23.07	22.98	23.13
			49	0	23.07	23.09	23.44
		25	0	1	22.31	21.97	22.21
			12	1	22.26	21.99	22.26
			25	1	22.12	22.02	22.47
		50	0	1	22.10	21.96	22.38
	16QAM	1	0	1	22.06	21.64	22.60
			24	1	22.41	21.62	22.75
			49	1	22.04	22.25	22.98
		25	0	2	21.21	21.03	21.11
			12	2	21.16	21.04	21.32
			25	2	21.12	21.23	21.56
		50	0	2	21.02	21.11	21.29

Any report having not been signed by authorized approver, or having been altered without authorization, or having not been stamped by the "Dedicated Testing/Inspection Stamp" is deemed to be invalid. Copying or excerpting portion of, or altering the content of the report is not permitted without the written authorization of AGC. The test results presented in the report apply only to the tested sample. Any objections to report issued by AGC should be submitted to AGC within 15days after the issuance of the test report. Further enquiry of validity or verification of the test report should be addressed to AGC by agc01@agccert.com.

Conducted Power of LTE Band 25(dBm)							
Bandwidth	Modulation	RB size	RB offset	Target MPR	Channel	Channel	Channel
					26115	26365	26615
15MHz	QPSK	1	0	0	22.99	22.92	23.17
			38	0	23.04	22.75	23.23
			74	0	23.13	23.02	23.38
		38	0	1	22.07	21.89	22.31
			18	1	22.07	21.89	22.17
			37	1	22.07	21.89	22.26
		75	0	1	22.07	21.89	22.01
	16QAM	1	0	1	22.48	22.20	22.73
			38	1	22.20	21.87	22.68
			74	1	22.22	21.96	23.06
		38	0	2	22.07	21.89	22.32
			18	2	22.07	21.89	22.17
			37	2	22.07	21.89	22.27
		75	0	2	21.19	20.97	21.11
Bandwidth	Modulation	RB size	RB offset	Target MPR	Channel	Channel	Channel
					26140	26365	26590
20MHz	QPSK	1	0	0	23.21	22.95	23.14
			49	0	23.19	22.90	23.35
			99	0	23.23	23.30	23.42
		50	0	1	22.15	21.92	22.21
			25	1	22.07	21.94	22.22
			49	1	22.20	22.08	22.37
		100	0	1	22.24	21.97	22.21
	16QAM	1	0	1	22.15	23.03	22.04
			49	1	22.65	22.73	22.34
			99	1	22.27	22.75	21.94
		50	0	2	21.31	20.90	21.33
			25	2	21.25	20.91	21.34
			49	2	21.24	21.26	21.50
		100	0	2	21.08	20.93	21.29

Any report having not been signed by authorized approver, or having been altered without authorization, or having not been stamped by the "Dedicated Testing/Inspection Stamp" is deemed to be invalid. Copying or excerpting portion of, or altering the content of the report is not permitted without the written authorization of AGC. The test results presented in the report apply only to the tested sample. Any objections to report issued by AGC should be submitted to AGC within 15days after the issuance of the test report. Further enquiry of validity or verification of the test report should be addressed to AGC by agc01@agccert.com.

Conducted Power of LTE Band 26A(dBm)							
Bandwidth	Modulation	RB size	RB offset	Target MPR	Channel	Channel	Channel
					26797	26915	27033
1.4MHz	QPSK	1	0	0	23.07	23.07	22.97
			2	0	23.02	23.33	23.17
			5	0	23.06	23.36	22.96
		3	0	0	23.20	23.11	23.01
			1	0	23.19	23.11	22.93
			3	0	23.10	23.10	22.96
		6	0	1	22.11	22.14	22.07
	16QAM	1	0	1	21.86	22.23	22.51
			2	1	22.21	22.04	22.15
			5	1	21.76	22.06	22.37
		3	0	1	21.92	22.24	21.79
			1	1	21.91	22.24	21.90
			3	1	21.74	22.33	21.94
		6	0	2	21.04	21.23	21.13
Bandwidth	Modulation	RB size	RB offset	Target MPR	Channel	Channel	Channel
					26805	26915	27025
3MHz	QPSK	1	0	0	23.05	23.39	22.92
			8	0	23.01	23.41	22.86
			14	0	23.20	23.51	23.01
		8	0	1	22.26	22.20	22.18
			4	1	22.20	22.21	22.07
			7	1	22.09	22.29	22.06
		15	0	1	22.11	22.23	22.13
	16QAM	1	0	1	22.15	22.43	22.32
			8	1	22.05	22.38	22.19
			14	1	22.25	22.36	22.68
		8	0	2	21.33	21.05	21.34
			4	2	21.34	21.06	21.11
			7	2	21.32	21.06	21.17
		15	0	2	21.07	21.20	20.92

Any report having not been signed by authorized approver, or having been altered without authorization, or having not been stamped by the "Dedicated Testing/Inspection Stamp" is deemed to be invalid. Copying or excerpting portion of, or altering the content of the report is not permitted without the written authorization of AGC. The test results presented in the report apply only to the tested sample. Any objections to report issued by AGC should be submitted to AGC within 15days after the issuance of the test report. Further enquiry of validity or verification of the test report should be addressed to AGC by agc01@agccert.com.

Conducted Power of LTE Band 26A(dBm)							
Bandwidth	Modulation	RB size	RB offset	Target MPR	Channel	Channel	Channel
					26815	26915	27015
5MHz	QPSK	1	0	0	23.21	23.19	22.98
			12	0	23.08	23.20	22.95
			24	0	23.09	23.14	22.86
		12	0	1	22.04	22.14	22.14
			6	1	22.05	22.16	22.22
			13	1	22.05	22.16	22.08
		25	0	1	22.10	22.17	22.13
	16QAM	1	0	1	22.54	22.74	22.50
			12	1	22.52	22.26	21.72
			24	1	22.50	22.26	21.94
		12	0	2	21.07	20.99	21.01
			6	2	21.07	20.98	20.94
			13	2	21.15	20.98	21.11
		25	0	2	21.14	21.20	20.99
Bandwidth	Modulation	RB size	RB offset	Target MPR	Channel	Channel	Channel
					26840	26915	26990
10MHz	QPSK	1	0	0	23.29	23.44	23.32
			24	0	22.83	23.48	23.18
			49	0	23.34	23.54	23.01
		25	0	1	22.18	22.25	22.30
			12	1	22.10	22.26	22.27
			25	1	22.32	22.24	22.12
		50	0	1	22.18	22.28	22.12
	16QAM	1	0	1	22.40	22.39	22.51
			24	1	22.34	22.48	22.46
			49	1	22.84	22.41	22.63
		25	0	2	21.01	21.37	21.49
			12	2	21.02	21.32	21.51
			25	2	21.23	21.29	20.93
		50	0	2	21.10	21.25	21.08

Any report having not been signed by authorized approver, or having been altered without authorization, or having not been stamped by the "Dedicated Testing/Inspection Stamp" is deemed to be invalid. Copying or excerpting portion of, or altering the content of the report is not permitted without the written authorization of AGC. The test results presented in the report apply only to the tested sample. Any objections to report issued by AGC should be submitted to AGC within 15days after the issuance of the test report. Further enquiry of validity or verification of the test report should be addressed to AGC by agc01@agccert.com.

Conducted Power of LTE Band 26A(dBm)							
Bandwidth	Modulation	RB size	RB offset	Target MPR	Channel	Channel	Channel
					26865	26915	26965
15MHz	QPSK	1	0	0	23.13	23.13	23.26
			38	0	23.08	23.03	23.21
			74	0	23.34	22.96	22.94
		38	0	1	22.13	22.17	22.16
			18	1	22.13	22.17	22.19
			37	1	22.14	22.17	22.12
		75	0	1	22.14	22.17	22.12
	16QAM	1	0	1	22.22	22.31	22.54
			38	1	22.11	22.33	22.61
			74	1	22.07	22.21	22.00
		38	0	2	22.13	22.17	22.18
			18	2	22.14	22.17	22.12
			37	2	22.14	22.17	22.12
		75	0	2	21.26	21.25	21.20

Any report having not been signed by authorized approver, or having been altered without authorization, or having not been stamped by the "Dedicated Testing/Inspection Stamp" is deemed to be invalid. Copying or excerpting portion of, or altering the content of the report is not permitted without the written authorization of AGC. The test results presented in the report apply only to the tested sample. Any objections to report issued by AGC should be submitted to AGC within 15days after the issuance of the test report. Further enquiry of validity or verification of the test report should be addressed to AGC by agc01@agccert.com.

Conducted Power of LTE Band 26B(dBm)							
Bandwidth	Modulation	RB size	RB offset	Target MPR	Channel	Channel	Channel
					26697	26740	26783
1.4MHz	QPSK	1	0	0	23.15	23.10	23.11
			2	0	23.30	23.17	23.54
			5	0	23.30	23.33	23.43
		3	0	0	23.18	23.17	23.15
			1	0	23.21	23.25	23.23
			3	0	23.13	23.18	23.34
		6	0	1	22.17	22.19	22.25
	16QAM	1	0	1	21.92	22.24	21.99
			2	1	22.15	22.41	22.15
			5	1	21.98	22.03	22.02
		3	0	1	22.11	21.89	21.91
			1	1	21.92	21.88	22.26
			3	1	21.91	21.87	22.04
		6	0	2	21.31	21.31	21.08
Bandwidth	Modulation	RB size	RB offset	Target MPR	Channel	Channel	Channel
					26705	26740	26775
3MHz	QPSK	1	0	0	22.87	23.40	23.21
			8	0	23.42	23.15	23.22
			14	0	23.24	23.52	23.22
		8	0	1	22.23	22.33	22.18
			4	1	22.17	22.22	22.19
			7	1	22.25	22.30	22.17
		15	0	1	22.16	22.21	22.20
	16QAM	1	0	1	22.07	22.09	22.47
			8	1	22.12	22.28	22.00
			14	1	22.20	22.36	22.80
		8	0	2	21.13	21.37	21.14
			4	2	21.13	21.43	21.14
			7	2	21.11	21.38	21.10
		15	0	2	21.04	21.17	21.07

Any report having not been signed by authorized approver, or having been altered without authorization, or having not been stamped by the "Dedicated Testing/Inspection Stamp" is deemed to be invalid. Copying or excerpting portion of, or altering the content of the report is not permitted without the written authorization of AGC. The test results presented in the report apply only to the tested sample. Any objections to report issued by AGC should be submitted to AGC within 15days after the issuance of the test report. Further enquiry of validity or verification of the test report should be addressed to AGC by agc01@agccert.com.

Conducted Power of LTE Band 26B(dBm)							
Bandwidth	Modulation	RB size	RB offset	Target MPR	Channel	Channel	Channel
					26715	26740	26765
5MHz	QPSK	1	0	0	23.00	23.17	23.40
			12	0	23.19	23.21	23.17
			24	0	23.21	23.24	23.30
		12	0	1	22.20	22.18	22.22
			6	1	22.22	22.19	22.23
			13	1	22.25	22.24	22.24
		25	0	1	22.27	22.28	22.26
	16QAM	1	0	1	22.41	22.11	22.51
			12	1	21.85	22.24	22.05
			24	1	22.16	22.17	22.47
		12	0	2	21.15	21.38	21.08
			6	2	21.15	21.49	21.08
			13	2	21.27	21.44	21.10
		25	0	2	21.33	21.31	21.23
Bandwidth	Modulation	RB size	RB offset	Target MPR	Channel		
					26740		
10MHz	QPSK	1	0	0	23.09		
			24	0	23.15		
			49	0	23.17		
		25	0	1	22.20		
			12	1	22.31		
			25	1	22.26		
		50	0	1	22.34		
	16QAM	1	0	1	21.83		
			24	1	22.34		
			49	1	22.18		
		25	0	2	21.41		
			12	2	21.13		
			25	2	21.07		
		50	0	2	21.36		

Any report having not been signed by authorized approver, or having been altered without authorization, or having not been stamped by the "Dedicated Testing/Inspection Stamp" is deemed to be invalid. Copying or excerpting portion of, or altering the content of the report is not permitted without the written authorization of AGC. The test results presented in the report apply only to the tested sample. Any objections to report issued by AGC should be submitted to AGC within 15days after the issuance of the test report. Further enquiry of validity or verification of the test report should be addressed to AGC by agc01@agccert.com.

Conducted Power of LTE Band 38 (dBm)							
Bandwidth	Modulation	RB size	RB offset	Target MPR	Channel	Channel	Channel
					37775	38000	38225
5MHz	QPSK	1	0	0	22.57	22.30	22.50
			12	0	22.50	22.38	22.47
			24	0	22.51	22.34	22.50
		12	0	1	21.61	21.51	21.56
			6	1	21.61	21.42	21.57
			13	1	21.48	21.33	21.62
		25	0	1	21.50	21.42	21.54
	16QAM	1	0	1	21.66	22.11	22.22
			12	1	21.87	22.02	22.25
			24	1	21.60	21.97	22.18
		12	0	2	20.57	20.41	20.48
			6	2	20.56	20.41	20.48
			13	2	20.49	20.33	20.43
		25	0	2	20.45	20.52	20.55
Bandwidth	Modulation	RB size	RB offset	Target MPR	Channel	Channel	Channel
					37800	38000	38200
10MHz	QPSK	1	0	0	22.70	22.33	22.50
			24	0	22.70	22.25	22.65
			49	0	22.64	22.39	22.60
		25	0	1	21.57	21.47	21.53
			12	1	21.58	21.48	21.54
			25	1	21.68	21.48	21.57
		50	0	1	21.55	21.48	21.60
	16QAM	1	0	1	21.77	21.62	22.05
			24	1	22.29	21.50	22.23
			49	1	22.04	21.64	22.15
		25	0	2	20.51	20.57	20.60
			12	2	20.51	20.57	20.69
			25	2	20.66	20.41	20.73
		50	0	2	20.64	20.61	20.63

Any report having not been signed by authorized approver, or having been altered without authorization, or having not been stamped by the "Dedicated Testing/Inspection Stamp" is deemed to be invalid. Copying or excerpting portion of, or altering the content of the report is not permitted without the written authorization of AGC. The test results presented in the report apply only to the tested sample. Any objections to report issued by AGC should be submitted to AGC within 15days after the issuance of the test report. Further enquiry of validity or verification of the test report should be addressed to AGC by agc01@agccert.com.

Conducted Power of LTE Band 38 (dBm)							
Bandwidth	Modulation	RB size	RB offset	Target MPR	Channel	Channel	Channel
					37825	38000	38175
15MHz	QPSK	1	0	0	22.52	22.40	22.27
			38	0	22.53	22.35	22.44
			74	0	22.36	22.55	22.51
		37	0	1	21.53	21.44	21.41
			18	1	21.56	21.44	21.40
			37	1	21.56	21.44	21.40
		75	0	1	21.52	21.44	21.40
	16QAM	1	0	1	21.52	21.44	21.23
			38	1	21.51	21.79	21.44
			74	1	21.37	21.54	21.41
		37	0	2	21.53	21.44	21.41
			18	2	21.56	21.44	21.40
			37	2	21.55	21.44	21.40
		75	0	2	20.59	20.49	20.46
Bandwidth	Modulation	RB size	RB offset	Target MPR	Channel	Channel	Channel
					37850	38000	38150
20MHz	QPSK	1	0	0	22.61	22.20	22.24
			49	0	22.83	22.37	22.76
			99	0	22.39	22.43	22.47
		50	0	1	21.40	21.47	21.39
			25	1	21.40	21.33	21.32
			49	1	21.34	21.41	21.52
		100	0	1	21.42	21.40	21.32
	16QAM	1	0	1	21.63	21.00	21.92
			49	1	21.68	21.41	22.29
			99	1	21.57	21.15	22.04
		50	0	2	20.60	20.43	20.48
			25	2	20.59	20.43	20.49
			49	2	20.60	20.43	20.69
		100	0	2	20.48	20.36	20.46

Any report having not been signed by authorized approver, or having been altered without authorization, or having not been stamped by the "Dedicated Testing/Inspection Stamp" is deemed to be invalid. Copying or excerpting portion of, or altering the content of the report is not permitted without the written authorization of AGC. The test results presented in the report apply only to the tested sample. Any objections to report issued by AGC should be submitted to AGC within 15days after the issuance of the test report. Further enquiry of validity or verification of the test report should be addressed to AGC by agc01@agccert.com.

Avg. Output Power of LTE Band 40(dBm) -Lower Side						
Bandwidth	Modulation	RB size	RB offset	Channel	Channel	Channel
				38725	38750	38775
5MHz	QPSK	1	0	21.12	19.53	20.55
			12	20.93	21.15	20.38
			24	20.73	20.68	20.37
		12	0	18.40	17.98	19.25
			6	18.35	18.57	18.14
			13	18.78	18.74	18.37
		25	0	18.39	19.40	17.27
	16QAM	1	0	18.61	19.97	19.46
			12	19.91	19.43	19.74
			24	19.16	20.38	19.88
		12	0	17.59	17.30	17.78
			6	17.42	16.51	17.27
			13	18.09	17.53	17.72
		25	0	18.39	18.31	18.97
Bandwidth	Modulation	RB size	RB offset	Channel		
				38750		
10MHz	QPSK	1	0	20.86		
			24	20.05		
			49	19.62		
		25	0	19.11		
			12	18.20		
			25	17.84		
		50	0	16.30		
	16QAM	1	0	19.81		
			24	19.65		
			49	18.80		
		25	0	17.18		
			12	17.75		
			25	18.47		
		50	0	15.99		

Any report having not been signed by authorized approver, or having been altered without authorization, or having not been stamped by the "Dedicated Testing/Inspection Stamp" is deemed to be invalid. Copying or excerpting portion of, or altering the content of the report is not permitted without the written authorization of AGC. The test results presented in the report apply only to the tested sample. Any objections to report issued by AGC should be submitted to AGC within 15days after the issuance of the test report. Further enquiry of validity or verification of the test report should be addressed to AGC by agc01@agccert.com.

Avg. Output Power of LTE Band 40(dBm) -Upper Side						
Bandwidth	Modulation	RB size	RB offset	Channel	Channel	Channel
				39175	39200	39225
5MHz	QPSK	1	0	21.35	20.51	20.49
			12	21.41	21.74	20.20
			24	21.35	20.29	20.29
		12	0	18.64	18.37	19.30
			6	18.11	18.76	18.50
			13	18.29	18.63	17.90
		25	0	18.27	18.10	18.39
	16QAM	1	0	19.68	20.44	19.53
			12	19.82	19.10	20.28
			24	19.83	19.29	19.51
		12	0	17.37	16.97	17.98
			6	17.39	17.31	17.22
			13	17.53	17.12	17.67
		25	0	18.05	17.54	18.44
Bandwidth	Modulation	RB size	RB offset	Channel		
				39200		
10MHz	QPSK	1	0	20.11		
			24	20.39		
			49	20.19		
		25	0	18.02		
			12	18.70		
			25	18.80		
		50	0	16.40		
	16QAM	1	0	19.18		
			24	18.48		
			49	18.19		
		25	0	17.76		
			12	17.69		
			25	17.86		
		50	0	15.96		

Any report having not been signed by authorized approver, or having been altered without authorization, or having not been stamped by the "Dedicated Testing/Inspection Stamp" is deemed to be invalid. Copying or excerpting portion of, or altering the content of the report is not permitted without the written authorization of AGC. The test results presented in the report apply only to the tested sample. Any objections to report issued by AGC should be submitted to AGC within 15days after the issuance of the test report. Further enquiry of validity or verification of the test report should be addressed to AGC by agc01@agccert.com.

Conducted Power of LTE Band 41(dBm)							
Bandwidth	Modulation	RB size	RB offset	Target MPR	Channel	Channel	Channel
					39675	40620	41565
5MHz	QPSK	1	0	0	22.14	22.29	22.36
			12	0	22.18	22.42	22.37
			24	0	22.07	22.31	22.28
		12	0	1	21.07	21.44	21.53
			6	1	21.07	21.37	21.53
			13	1	21.10	21.38	21.47
		25	0	1	21.08	21.39	21.57
	16QAM	1	0	1	21.20	22.21	21.65
			12	1	21.21	21.88	21.73
			24	1	21.43	22.03	21.65
		12	0	2	19.92	20.36	20.47
			6	2	19.91	20.37	20.47
			13	2	19.94	20.39	20.48
		25	0	2	20.18	20.48	20.52
Bandwidth	Modulation	RB size	RB offset	Target MPR	Channel	Channel	Channel
					39700	40620	41540
10MHz	QPSK	1	0	0	22.02	22.41	22.47
			24	0	22.06	22.52	22.39
			49	0	22.22	22.36	22.42
		25	0	1	21.22	21.56	21.67
			12	1	21.22	21.57	21.67
			25	1	21.23	21.47	21.58
		50	0	1	21.19	21.40	21.63
	16QAM	1	0	1	21.33	21.82	21.82
			24	1	21.35	21.91	21.35
			49	1	21.45	21.82	21.58
		25	0	2	20.19	20.59	20.60
			12	2	20.19	20.60	20.70
			25	2	20.12	20.51	20.49
		50	0	2	20.31	20.53	20.78

Any report having not been signed by authorized approver, or having been altered without authorization, or having not been stamped by the "Dedicated Testing/Inspection Stamp" is deemed to be invalid. Copying or excerpting portion of, or altering the content of the report is not permitted without the written authorization of AGC. The test results presented in the report apply only to the tested sample. Any objections to report issued by AGC should be submitted to AGC within 15days after the issuance of the test report. Further enquiry of validity or verification of the test report should be addressed to AGC by agc01@agccert.com.

Conducted Power of LTE Band 41(dBm)							
Bandwidth	Modulation	RB size	RB offset	Target MPR	Channel	Channel	Channel
					39725	40620	41515
15MHz	QPSK	1	0	0	22.00	22.42	22.57
			37	0	22.08	22.37	22.54
			74	0	22.24	22.38	22.45
		37	0	1	21.06	21.49	21.67
			19	1	21.05	21.49	21.67
			38	1	21.05	21.49	21.67
		75	0	1	21.05	21.40	21.67
	16QAM	1	0	1	21.29	21.43	21.92
			37	1	21.33	21.33	21.64
			74	1	21.46	21.39	21.79
		37	0	2	21.06	21.49	21.67
			19	2	21.05	21.49	21.67
			38	2	21.05	21.39	21.67
		75	0	2	20.24	20.50	20.85
Bandwidth	Modulation	RB size	RB offset	Target MPR	Channel	Channel	Channel
					39750	40620	41490
20MHz	QPSK	1	0	0	21.94	22.66	22.63
			49	0	22.43	22.52	22.90
			99	0	22.20	22.56	22.41
		50	0	1	21.00	21.52	21.58
			25	1	20.96	21.44	21.55
			50	1	21.12	21.37	21.61
		100	0	1	21.05	21.36	21.63
	16QAM	1	0	1	21.53	21.45	22.37
			49	1	21.62	21.75	22.43
			99	1	21.66	21.40	22.03
		50	0	2	20.16	20.69	20.74
			25	2	20.16	20.45	20.74
			50	2	20.34	20.46	20.71
		100	0	2	20.17	20.42	20.65

Any report having not been signed by authorized approver, or having been altered without authorization, or having not been stamped by the "Dedicated Testing/Inspection Stamp" is deemed to be invalid. Copying or excerpting portion of, or altering the content of the report is not permitted without the written authorization of AGC. The test results presented in the report apply only to the tested sample. Any objections to report issued by AGC should be submitted to AGC within 15days after the issuance of the test report. Further enquiry of validity or verification of the test report should be addressed to AGC by agc01@agccert.com.

Conducted Power of LTE Band 66(dBm)							
Bandwidth	Modulation	RB size	RB offset	Target MPR	Channel	Channel	Channel
					131979	132422	132665
1.4MHz	QPSK	1	0	0	22.56	23.05	22.83
			2	0	22.78	23.10	23.00
			5	0	22.72	22.92	23.05
		3	0	0	22.71	22.97	22.91
			1	0	22.73	22.97	22.90
			3	0	22.90	22.89	22.79
		6	0	1	21.70	21.90	21.92
	16QAM	1	0	1	22.19	21.82	21.97
			2	1	21.76	21.98	22.11
			5	1	22.09	21.80	22.00
		3	0	1	21.63	21.85	21.71
			1	1	21.61	21.59	21.60
			3	1	21.59	21.53	21.59
		6	0	2	20.82	20.86	20.76
Bandwidth	Modulation	RB size	RB offset	Target MPR	Channel	Channel	Channel
					131987	132422	132657
3MHz	QPSK	1	0	0	22.62	23.00	22.69
			8	0	22.70	23.07	22.73
			14	0	22.87	22.99	22.71
		8	0	1	21.80	22.01	21.88
			4	1	21.81	22.04	21.89
			7	1	21.84	22.09	21.91
		15	0	1	21.88	22.03	21.90
	16QAM	1	0	1	21.67	21.94	21.81
			8	1	21.80	22.04	21.92
			14	1	21.76	21.83	21.87
		8	0	2	20.94	20.87	21.11
			4	2	20.94	20.89	21.20
			7	2	20.98	20.93	21.38
		15	0	2	20.92	20.98	20.96

Any report having not been signed by authorized approver, or having been altered without authorization, or having not been stamped by the "Dedicated Testing/Inspection Stamp" is deemed to be invalid. Copying or excerpting portion of, or altering the content of the report is not permitted without the written authorization of AGC. The test results presented in the report apply only to the tested sample. Any objections to report issued by AGC should be submitted to AGC within 15days after the issuance of the test report. Further enquiry of validity or verification of the test report should be addressed to AGC by agc01@agccert.com.

Conducted Power of LTE Band 66(dBm)							
Bandwidth	Modulation	RB size	RB offset	Target MPR	Channel	Channel	Channel
					131997	132422	132647
5MHz	QPSK	1	0	0	23.03	23.03	22.62
			12	0	22.89	23.05	23.04
			24	0	22.65	23.10	22.65
		12	0	1	21.72	21.92	21.89
			6	1	21.73	21.94	21.83
			13	1	21.69	22.05	21.97
		25	0	1	21.77	21.92	22.13
	16QAM	1	0	1	21.18	21.87	22.32
			12	1	21.40	21.77	22.33
			24	1	21.65	22.13	22.39
		12	0	2	20.71	20.92	20.85
			6	2	20.61	20.93	20.86
			13	2	20.68	21.04	20.82
		25	0	2	20.68	20.82	21.10
Bandwidth	Modulation	RB size	RB offset	Target MPR	Channel	Channel	Channel
					132022	132422	132622
10MHz	QPSK	1	0	0	22.82	22.72	22.97
			24	0	22.67	23.16	23.03
			49	0	22.75	23.29	22.79
		25	0	1	21.81	22.01	21.95
			12	1	21.79	21.95	21.91
			25	1	21.85	22.05	22.00
		50	0	1	21.79	21.96	21.93
	16QAM	1	0	1	21.69	22.03	22.08
			24	1	21.87	21.86	22.18
			49	1	21.71	22.06	21.80
		25	0	2	20.57	21.17	20.71
			12	2	20.59	21.09	20.64
			25	2	20.71	21.17	20.63
		50	0	2	20.74	21.00	21.13

Any report having not been signed by authorized approver, or having been altered without authorization, or having not been stamped by the "Dedicated Testing/Inspection Stamp" is deemed to be invalid. Copying or excerpting portion of, or altering the content of the report is not permitted without the written authorization of AGC. The test results presented in the report apply only to the tested sample. Any objections to report issued by AGC should be submitted to AGC within 15days after the issuance of the test report. Further enquiry of validity or verification of the test report should be addressed to AGC by agc01@agccert.com.

Conducted Power of LTE Band 66(dBm)							
Bandwidth	Modulation	RB size	RB offset	Target MPR	Channel	Channel	Channel
					132047	132422	132597
15MHz	QPSK	1	0	0	22.61	22.75	22.73
			38	0	22.82	22.77	22.81
			74	0	22.62	22.78	22.54
		38	0	1	21.89	21.93	21.87
			18	1	21.87	21.94	21.87
			37	1	21.87	21.94	21.87
		75	0	1	21.87	21.94	21.87
	16QAM	1	0	1	21.64	21.98	21.95
			38	1	21.26	22.17	22.43
			74	1	21.69	21.99	21.60
		38	0	2	21.87	21.93	21.88
			18	2	21.87	21.94	21.88
			37	2	21.87	21.94	21.87
		75	0	2	20.98	21.01	20.92
Bandwidth	Modulation	RB size	RB offset	Target MPR	Channel	Channel	Channel
					132072	132422	132572
20MHz	QPSK	1	0	0	22.68	22.98	22.71
			49	0	23.18	23.10	23.18
			99	0	22.82	23.31	22.75
		50	0	1	21.70	21.97	21.90
			25	1	21.78	21.93	21.87
			50	1	21.80	22.02	21.96
		100	0	1	21.88	21.95	21.86
	16QAM	1	0	1	21.48	22.54	21.72
			49	1	22.37	22.83	22.38
			99	1	21.69	22.68	21.68
		50	0	2	20.77	20.98	21.08
			25	2	20.77	21.01	20.82
			50	2	20.84	21.07	21.01
		100	0	2	20.80	20.92	20.91

Any report having not been signed by authorized approver, or having been altered without authorization, or having not been stamped by the "Dedicated Testing/Inspection Stamp" is deemed to be invalid. Copying or excerpting portion of, or altering the content of the report is not permitted without the written authorization of AGC. The test results presented in the report apply only to the tested sample. Any objections to report issued by AGC should be submitted to AGC within 15days after the issuance of the test report. Further enquiry of validity or verification of the test report should be addressed to AGC by agc01@agccert.com.

The following tests were conducted according to the test requirements outlined in section 6.2 of the 3GPP TS36.101 specification.

UE Power Class: 3 (23 +/- 2dBm). The allowed Maximum Power Reduction (MPR) for the maximum output power due to higher order modulation and transmit bandwidth configuration (resource blocks) is specified in Table 6.2.3.3-1 of the 3GPP TS36.101.

Table 6.2.3.3-1 Maximum Power Reduction (MPR) for Power class3

Modulation	Maximum Power Reduction (MPR) for Power[RB]						MPR(dB)
	1.4MHz	3MHz	5MHz	10MHz	15MHz	20MHz	
QPSK	> 5	> 4	> 8	> 12	> 16	> 18	≤ 1
16QAM	≤ 5	≤ 4	≤ 8	≤ 12	≤ 16	≤ 18	≤ 1
16QAM	> 5	> 4	> 8	> 12	> 16	> 18	≤ 2

The allowed A-MPR values specified below in Table 6.2.4.3-1 of 3GPP TS36.101 are in addition to the allowed MPR requirements. All the measurements below were performed with A-MPR disabled, by using Network Signaling Value of "NS_01".3

Any report having not been signed by authorized approver, or having been altered without authorization, or having not been stamped by the "Dedicated Testing/Inspection Stamp" is deemed to be invalid. Copying or excerpting portion of, or altering the content of the report is not permitted without the written authorization of AGC. The test results presented in the report apply only to the tested sample. Any objections to report issued by AGC should be submitted to AGC within 15days after the issuance of the test report. Further enquiry of validity or verification of the test report should be addressed to AGC by agc01@agccert.com.

Table 6.2.4.3-1: Additional Maximum Power Reduction (A-MPR) / Spectrum Emission requirements

Network Signaling value	Requirements (sub-clause)	E-UTRA Band	Channel bandwidth (MHz)	Resources Blocks (N_{RB})	A-MPR (dB)
NS_01	6.6.2.1.1	Table 5.2-1	1.4,3,5,10,15,20	Table 5.4.2-1	N/A
NS_03	6.6.2.2.3.1	2,4,10, 23, 25,35,36	3	>5	≤ 1
			5	>6	≤ 1
			10	>6	≤ 1
			15	>8	≤ 1
			20	>10	≤ 1
NS_04	6.6.2.2.3.2	41	5	>6	≤ 1
			10, 15, 20	Table 6.2.4.3-4	
NS_05	6.6.3.3.3.1	1	10,15,20	≥ 50	≤ 1
NS_06	6.6.2.2.3.3	12, 13, 14, 17	1.4, 3, 5, 10	Table 5.4.2-1	N/A
NS_07	6.6.2.2.3.3 6.6.3.3.3.2	13	10	Table 6.2.4.3-2	Table 6.2.4.3-2
NS_08	6.6.3.3.3.3	19	10, 15	> 44	≤ 3
NS_09	6.6.3.3.3.4	21	10, 15	> 40	≤ 1
				> 55	≤ 2
NS_10		20	15, 20	Table 6.2.4.3-3	Table 6.2.4.3-3
NS_11	6.6.2.2.1 6.6.3.3.13	231	1.4, 3, 5, 10,15,20	Table 6.2.4.3-5	Table 6.2.4.3-5
NS_12	6.6.3.3.5	26	1.4, 3, 5	Table 6.2.4.3-6	Table 6.2.4.3-6
NS_13	6.6.3.3.6	26	5	Table 6.2.4.3-7	Table 6.2.4.3-7
NS_14	6.6.3.3.7	26	10, 15	Table 6.2.4.3-8	Table 6.2.4.3-8
NS_15	6.6.3.3.8	26	1.4, 3, 5, 10, 15	Table 6.2.4.3-9 Table 6.2.4.3-10	Table 6.2.4.3-9, Table 6.2.4.3-10
NS_16	6.6.3.3.9	27	3, 5, 10	Table 6.2.4.3-11, Table 6.2.4.3-12, Table 6.2.4.3-13	
NS_17	6.6.3.3.10 6.6.3.3.11	28 28	5, 10	Table 5.4.2-1	N/A
			5	≥ 2	≤ 1
NS_18			10, 15, 20	≥ 1	≤ 4
NS_19			10, 15, 20	Table 6.2.4.3-15	Table 6.2.4.3-15
NS_20			5, 10, 15, 20	Table 6.2.4.3-14	Table 6.2.4.3-14
...					
NS_20	-	-	-	-	-

Any report having not been signed by authorized approver, or having been altered without authorization, or having not been stamped by the "Dedicated Testing/Inspection Stamp" is deemed to be invalid. Copying or excerpting portion of, or altering the content of the report is not permitted without the written authorization of AGC. The test results presented in the report apply only to the tested sample. Any objections to report issued by AGC should be submitted to AGC within 15days after the issuance of the test report. Further enquiry of validity or verification of the test report should be addressed to AGC by agc01@agccert.com.

WIFI

Mode	Data Rate (Mbps)	Channel	Frequency(MHz)	Avg. Burst Power(dBm)
802.11b	1	01	2412	14.39
		06	2437	14.92
		11	2462	14.85
802.11g	6	01	2412	12.94
		06	2437	13.14
		11	2462	13.20
802.11n(20)	6.5	01	2412	11.65
		06	2437	12.20
		11	2462	12.03
802.11n(40)	13.5	03	2422	10.86
		06	2437	10.73
		09	2452	11.08

Bluetooth_V5.0(BR/EDR)

Modulation	Channel	Frequency(MHz)	Avg. Burst Power(dBm)
GFSK	0	2402	6.041
	39	2441	6.090
	78	2480	4.254
π /4-DQPSK	0	2402	6.338
	39	2441	6.353
	78	2480	4.575
8-DPSK	0	2402	6.678
	39	2441	6.716
	78	2480	4.916

Bluetooth_V5.0(BLE)

Modulation	Channel	Frequency(MHz)	Avg. Burst Power(dBm)
GFSK	0	2402	6.155
	19	2440	6.060
	39	2480	4.357

Any report having not been signed by authorized approver, or having been altered without authorization, or having not been stamped by the "Dedicated Testing/Inspection Stamp" is deemed to be invalid. Copying or excerpting portion of, or altering the content of the report is not permitted without the written authorization of AGC. The test results presented in the report apply only to the tested sample. Any objections to report issued by AGC should be submitted to AGC within 15days after the issuance of the test report. Further enquiry of validity or verification of the test report should be addressed to AGC by agc01@agccert.com.

5GHz WIFI

Mode	channel	Frequency	Avg. Burst Power(dBm)							
			Data Rate(bps)							
			6M	9M	12M	18M	24M	36M	48M	54M
802.11a	36	5180	14.49	14.33	14.18	14.04	13.98	13.84	13.69	13.58
	40	5200	14.26	14.10	14.05	14.02	13.94	13.91	13.86	13.77
	48	5240	14.01	13.82	13.67	13.50	13.43	13.28	13.22	13.05
	52	5260	14.48	14.30	14.27	14.14	14.14	14.03	13.96	13.82
	60	5300	13.97	13.96	13.84	13.66	13.59	13.43	13.24	13.22
	64	5320	13.85	13.80	13.63	13.55	13.42	13.40	13.25	13.21
	100	5500	13.55	13.49	13.43	13.36	13.24	13.20	13.11	13.02
	116	5580	14.67	14.55	14.52	14.49	14.40	14.24	14.20	14.03
	140	5700	12.08	12.02	11.84	11.72	11.54	11.47	11.34	11.15
	149	5745	14.27	14.13	14.00	13.83	13.82	13.71	13.55	13.36
	157	5785	13.49	13.46	13.38	13.24	13.21	13.03	13.02	12.94
	165	5825	12.92	12.73	12.70	12.63	12.51	12.39	12.31	12.15
			MCS0	MCS1	MCS2	MCS3	MCS4	MCS5	MCS6	MCS7
802.11n (20)	36	5180	13.44	13.26	13.14	13.02	12.93	12.89	12.88	12.70
	40	5200	13.30	13.28	13.27	13.09	12.93	12.77	12.61	12.47
	48	5240	13.11	12.97	12.94	12.75	12.67	12.54	12.37	12.27
	52	5260	13.68	13.63	13.62	13.52	13.39	13.26	13.23	13.10
	60	5300	13.20	13.19	13.16	13.00	12.84	12.83	12.79	12.63
	64	5320	12.98	12.82	12.78	12.74	12.63	12.54	12.50	12.36
	100	5500	12.56	12.39	12.22	12.09	11.95	11.77	11.66	11.63
	116	5580	13.74	13.72	13.68	13.67	13.67	13.54	13.42	13.30
	140	5700	10.96	10.77	10.77	10.61	10.55	10.55	10.36	10.20
	149	5745	13.31	13.26	13.17	13.00	12.85	12.80	12.73	12.68
	157	5785	12.42	12.41	12.34	12.31	12.21	12.02	11.95	11.88
	165	5825	12.02	11.84	11.83	11.79	11.71	11.70	11.53	11.42
			MCS0	MCS1	MCS2	MCS3	MCS4	MCS5	MCS6	MCS7
802.11n (40)	38	5190	10.89	10.79	10.72	10.68	10.51	10.38	10.35	10.21
	46	5230	10.56	10.44	10.28	10.19	10.03	9.98	9.94	9.93
	54	5270	10.88	10.77	10.67	10.65	10.60	10.51	10.34	10.31
	62	5310	10.22	10.19	10.15	10.00	9.97	9.82	9.81	9.75
	102	5510	10.15	10.11	9.95	9.93	9.76	9.58	9.57	9.54
	110	5550	10.79	10.61	10.47	10.40	10.32	10.20	10.19	10.16
	134	5670	8.98	8.79	8.59	8.41	8.33	8.21	8.11	7.92
	151	5755	10.36	10.32	10.24	10.04	9.99	9.80	9.62	9.62
	159	5795	9.47	9.36	9.27	9.11	9.03	8.89	8.78	8.76

Any report having not been signed by authorized approver, or having been altered without authorization, or having not been stamped by the "Dedicated Testing/Inspection Stamp" is deemed to be invalid. Copying or excerpting portion of, or altering the content of the report is not permitted without the written authorization of AGC. The test results presented in the report apply only to the tested sample. Any objections to report issued by AGC should be submitted to AGC within 15days after the issuance of the test report. Further enquiry of validity or verification of the test report should be addressed to AGC by agc01@agccert.com.

Attestation of Global Compliance(Shenzhen)Co., Ltd

Attestation of Global Compliance(Shenzhen)Std & Tech Co., Ltd

Tel: +86-755 2523 4088 E-mail: agc@agccert.com Web: http://www.agccert.com/

Mode	channel	Frequency	Power(dBm)							
			Data Rate(bps)							
			MCS0	MCS1	MCS2	MCS3	MCS4	MCS5	MCS6	MCS7
802.11ac (20)	36	5180	13.50	13.32	13.14	13.09	13.07	13.00	12.90	12.77
	40	5200	13.28	13.10	12.99	12.86	12.81	12.77	12.73	12.73
	48	5240	13.11	13.00	12.88	12.80	12.75	12.59	12.48	12.41
	52	5260	13.61	13.50	13.34	13.31	13.12	12.99	12.97	12.97
	60	5300	13.19	13.18	13.08	12.97	12.86	12.77	12.68	12.67
	64	5320	13.01	12.98	12.83	12.67	12.64	12.48	12.41	12.25
	100	5500	12.45	12.31	12.12	12.01	11.91	11.84	11.68	11.53
	116	5580	13.69	13.61	13.57	13.41	13.31	13.19	13.04	12.92
	140	5700	11.06	10.88	10.77	10.72	10.62	10.57	10.46	10.39
	149	5745	13.24	13.12	13.08	13.00	12.97	12.79	12.74	12.66
	157	5785	12.36	12.22	12.06	11.92	11.89	11.85	11.74	11.70
	165	5825	11.97	11.84	11.81	11.78	11.76	11.73	11.69	11.59
			MCS0	MCS1	MCS2	MCS3	MCS4	MCS5	MCS6	MCS7
802.11ac (40)	38	5190	10.84	10.71	10.61	10.54	10.50	10.44	10.34	10.14
	46	5230	10.50	10.32	10.17	10.17	10.12	9.95	9.89	9.80
	54	5270	10.86	10.66	10.50	10.37	10.35	10.33	10.20	10.07
	62	5310	10.19	10.16	10.10	9.91	9.76	9.64	9.49	9.40
	102	5510	10.11	10.02	9.91	9.73	9.67	9.56	9.53	9.38
	110	5550	10.78	10.76	10.69	10.55	10.44	10.34	10.32	10.31
	134	5670	8.98	8.87	8.77	8.75	8.67	8.50	8.41	8.29
	151	5755	10.30	10.11	9.95	9.93	9.87	9.72	9.67	9.51
	159	5795	9.48	9.43	9.41	9.21	9.11	9.00	8.95	8.94
			MCS0	MCS1	MCS2	MCS3	MCS4	MCS5	MCS6	MCS7
802.11ac (80)	42	5210	9.58	9.51	9.32	9.26	9.08	8.91	8.87	8.84
	58	5290	9.52	9.44	9.29	9.15	9.11	8.92	8.80	8.72
	106	5530	9.07	8.93	8.92	8.78	8.67	8.54	8.52	8.40
	138	5690	9.33	9.15	8.98	8.78	8.72	8.64	8.48	8.47
	155	5775	8.09	7.91	7.84	7.65	7.59	7.52	7.37	7.30

Any report having not been signed by authorized approver, or having been altered without authorization, or having not been stamped by the "Dedicated Testing/Inspection Stamp" is deemed to be invalid. Copying or excerpting portion of, or altering the content of the report is not permitted without the written authorization of AGC. The test results presented in the report apply only to the tested sample. Any objections to report issued by AGC should be submitted to AGC within 15days after the issuance of the test report. Further enquiry of validity or verification of the test report should be addressed to AGC by agc01@agccert.com.

13. TEST RESULTS

13.1. SAR Test Results Summary

13.1.1. Test position and configuration

Body-worn and 4 Edges SAR was performed with the device 5mm from the phantom.

13.1.2. Operation Mode

1. Per KDB 447498 D01 v06 ,for each exposure position, if the highest 1-g SAR is ≤ 0.8 W/kg, testing for low and high channel is optional.
2. Per KDB 865664 D01 v01r04,for each frequency band, if the measured SAR is ≥ 0.8 W/kg, testing for repeated SAR measurement is required , that the highest measured SAR is only to be tested. When the SAR results are near the limit, the following procedures are required for each device to verify these types of SAR measurement related variation concerns by repeating the highest measured SAR configuration in each frequency band.
 - (1) When the original highest measured SAR is ≥ 0.8 W/kg, repeat that measurement once.
 - (2) Perform a second repeated measurement only if the ratio of largest to smallest SAR for the original and first repeated measurements is >1.20 or when the original or repeated measurement is ≥ 1.45 W/kg.
 - (3) Perform a third repeated measurement only if the original, first and second repeated measurement is ≥ 1.5 W/kg and ratio of largest to smallest SAR for the original, first and second measurement is ≥ 1.20 .
3. Body-worn exposure conditions are intended to voice call operations, therefore GSM voice call mode is selected to be test.
4. Per KDB 648474 D04 v01r03,when the reported SAR for a body-worn accessory measured without a headset connected to the handset is ≤ 1.2 W/kg, SAR testing with a headset connected is not required.
5. Per KDB 248227 D01v02r02,for 2.4GHz 802.11g/n SAR testing is not required when the highest reported SAR for DSSS is adjusted by the ratio of OFDM to DSSS specified maximum output power and the adjusted SAR is ≤ 1.2 W/kg.
6. Per KDB 248227 D01 v02r02 Chapter 5.3.4, SAR measurement requirements for the remaining 802.11 transmission mode configurations that have not been tested in the initial test configuration are determined separately for each standalone and aggregated frequency band, in each exposure condition, according to the maximum output power specified for production units. The initial test position procedure is applied to next to the ear, UMPC mini-tablet and hotspot mode configurations. When the same maximum output power is specified for multiple transmission modes, the procedures in 5.3.2 are applied to determine the test configuration. Additional power measurements may be required to determine if SAR measurements are required for subsequent highest output power channels in a subsequent test configuration. The subsequent test configuration and SAR measurement procedures are described in the following.
 - (1) When SAR test exclusion provisions of KDB Publication 447498 D01 are applicable and SAR measurement is not required for the initial test configuration, SAR is also not required for the next highest maximum output power transmission mode subsequent test configuration(s) in that frequency band or aggregated band and exposure configuration.
 - (2) When the highest reported SAR for the initial test configuration (when applicable, include subsequent highest output channels), according to the initial test position or fixed exposure position requirements, is adjusted by the ratio of the subsequent test configuration to initial test configuration specified maximum output power and the adjusted SAR is ≤ 1.2 W/kg, SAR is not required for that subsequent test configuration.

Any report having not been signed by authorized approver, or having been altered without authorization, or having not been stamped by the "Dedicated Testing/Inspection Stamp" is deemed to be invalid. Copying or excerpting portion of, or altering the content of the report is not permitted without the written authorization of AGC. The test results presented in the report apply only to the tested sample. Any objections to report issued by AGC should be submitted to AGC within 15days after the issuance of the test report. Further enquiry of validity or verification of the test report should be addressed to AGC by agc01@agccert.com.

Attestation of Global Compliance(Shenzhen)Co., Ltd

Attestation of Global Compliance(Shenzhen)Std & Tech Co., Ltd

Tel: +86-755 2523 4088 E-mail: agc@agccert.com Web: <http://www.agccert.com/>

7. Per KDB 941225 D06 V02r01, When the same wireless mode transmission configurations for voice and data are required for SAR measurements, the more conservative configuration with a smaller separation distance should be tested for the overlapping SAR configurations.
8. Maximum Scaling SAR in order to calculate the Maximum SAR values to test under the standard Peak Power, Calculation method is as follows:
$$\text{Maximum Scaling SAR} = \text{tested SAR (Max.)} \times [\text{maximum turn-up power (mw)} / \text{maximum measurement output power(mw)}]$$
9. Proximity sensor, just for avoiding the wrong operation in the phone screen when call, and has no influence on output power or SAR result
10. Per KDB 941225 D05v02r05, start with the largest channel bandwidth and measure SAR for QPSK with 1RB allocation using the RB offset and required test channel combination with highest maximum output power for RB offsets at the upper edge, middle and lower edge of each required test channel.
11. Per KDB 941125 D05v02r05, 50% RB allocation for QPSK SAR testing follows 1RB QPSK allocation procedure.
12. Per KDB 941125 D05v02r05. For QPSK with 100% RB allocation. SAR is not required when the highest maximum output power for 100% RB allocation is less than the highest maximum output power in 50% and 1RB allocation and the highest reported SAR is $>1.45 \text{ W/kg}$, the remaining required test channels must also be tested.
13. Per KDB 941125 D05v02r05. 16QAM output power for each RB allocation configuration is not 1/2 dB higher than the same configuration in QPSK and the reported SAR for the QPSK configuration is $\leq 1.45 \text{ W/kg}$, Per KDB 941225 D05v02r05, 16QAM SAR testing is not required.
14. Per KDB 941125 D05v02r05. Smaller bandwidth output power for each RB allocation configuration is $>$ not 1/2 dB higher than the same configuration in the largest supported bandwidth, and the reported SAR for the largest supported bandwidth is $\leq 1.45 \text{ W/kg}$. Per KDB 941125 D05v02r05, smaller bandwidth SAR testing is not required.
15. The Tablet W638C and the Tablet Station CH26 are shipped as a set, and the set model name is V78C.
16. The Tablet W638W and the Tablet Station CH26 are shipped as a set, and the set model name is V78.

Any report having not been signed by authorized approver, or having been altered without authorization, or having not been stamped by the "Dedicated Testing/Inspection Stamp" is deemed to be invalid. Copying or excerpting portion of, or altering the content of the report is not permitted without the written authorization of AGC. The test results presented in the report apply only to the tested sample. Any objections to report issued by AGC should be submitted to AGC within 15days after the issuance of the test report. Further enquiry of validity or verification of the test report should be addressed to AGC by agc01@agccert.com.

13.1.3. Test Result

SAR MEASUREMENT									
Depth of Liquid (cm):>15				Relative Humidity (%): 54.3					
Product: Tablet									
Test Mode: GSM850 with GMSK modulation									
Position	Mode	Ch.	Fr. (MHz)	Power Drift (<±5%)	SAR (1g) (W/kg)	Max. Tune-up Power (dBm)	Meas. output Power (dBm)	Scaled SAR (W/kg)	Limit (W/kg)
SIM 1 Card									
Body back	voice	190	836.6	-0.10	0.216	32.50	32.33	0.225	1.6
Body front	voice	190	836.6	-0.12	0.199	32.50	32.33	0.207	1.6
Body back	GPRS-2 slot	190	836.6	-0.10	0.238	31.00	30.55	0.264	1.6
Body front	GPRS-2 slot	190	836.6	0.06	0.127	31.00	30.55	0.141	1.6
Edge 2(Right)	GPRS-2 slot	190	836.6	-0.14	0.194	31.00	30.55	0.215	1.6
Edge 3(Bottom)	GPRS-2 slot	190	836.6	0.20	0.093	31.00	30.55	0.103	1.6

Note:

- When the 1-g Reported SAR is ≤ 0.8 W/kg, testing for low and high channel is optional. Refer to KDB 447498.
- The test separation for body back, body front and 4 Edges is 5mm of all above table.

Any report having not been signed by authorized approver, or having been altered without authorization, or having not been stamped by the "Dedicated Testing/Inspection Stamp" is deemed to be invalid. Copying or excerpting portion of, or altering the content of the report is not permitted without the written authorization of AGC. The test results presented in the report apply only to the tested sample. Any objections to report issued by AGC should be submitted to AGC within 15days after the issuance of the test report. Further enquiry of validity or verification of the test report should be addressed to AGC by agc01@agccert.com.

Attestation of Global Compliance(Shenzhen)Co., Ltd
Attestation of Global Compliance(Shenzhen)Std & Tech Co., Ltd
Tel: +86-755 2523 4088 E-mail: agc@agccert.com Web: http://www.agccert.com/

SAR MEASUREMENT									
Depth of Liquid (cm):>15				Relative Humidity (%): 58.7					
Product: Tablet									
Test Mode: PCS1900 with GMSK modulation									
Position	Mode	Ch.	Fr. (MHz)	Power Drift (<±5%)	SAR (1g) (W/kg)	Max. Tune-up Power (dBm)	Meas. output Power (dBm)	Scaled SAR (W/kg)	Limit (W/kg)
SIM 1 Card									
Body back	voice	661	1880.0	-0.07	0.074	31.00	30.55	0.082	1.6
Body front	voice	661	1880.0	0.30	0.059	31.00	30.55	0.065	1.6
Body back	GPRS-2 slot	661	1880	-0.33	0.154	28.50	28.18	0.166	1.6
Body front	GPRS-2 slot	661	1880.0	-0.10	0.136	28.50	28.18	0.146	1.6
Edge 2(Right)	GPRS-2 slot	661	1880.0	-0.17	0.249	28.50	28.18	0.268	1.6
Edge 3(Bottom)	GPRS-2 slot	661	1880.0	0.28	0.042	28.50	28.18	0.045	1.6

Note:

- When the 1-g Reported SAR is ≤ 0.8 W/kg, testing for low and high channel is optional. Refer to KDB 447498.
- The test separation for body back, body front and 4 Edges is 5mm of all above table.

Any report having not been signed by authorized approver, or having been altered without authorization, or having not been stamped by the "Dedicated Testing/Inspection Stamp" is deemed to be invalid. Copying or excerpting portion of, or altering the content of the report is not permitted without the written authorization of AGC. The test results presented in the report apply only to the tested sample. Any objections to report issued by AGC should be submitted to AGC within 15days after the issuance of the test report. Further enquiry of validity or verification of the test report should be addressed to AGC by agc01@agccert.com.

SAR MEASUREMENT									
Depth of Liquid (cm):>15				Relative Humidity (%): 58.7					
Product: Tablet									
Test Mode: WCDMA Band II with QPSK modulation									
Position	Mode	Ch.	Fr. (MHz)	Power Drift (<±5%)	SAR (1g) (W/kg)	Max. Tune-up Power (dBm)	Meas. output Power (dBm)	Scaled SAR (W/kg)	Limit (W/kg)
Body back	RMC 12.2kbps	9262	1852.4	-0.09	0.706	24.00	23.62	0.771	1.6
Body back	RMC 12.2kbps	9400	1880	0.24	0.903	24.00	23.84	0.937	1.6
Body back	RMC 12.2kbps	9538	1907.6	-0.30	0.911	24.00	23.96	0.919	1.6
Body front	RMC 12.2kbps	9400	1880	-0.25	0.388	24.00	23.84	0.403	1.6
Edge 2(Right)	RMC 12.2kbps	9400	1880	0.11	0.634	24.00	23.84	0.658	1.6
Edge 3(Bottom)	RMC 12.2kbps	9400	1880	-0.21	0.071	24.00	23.84	0.074	1.6

Note:

- When the 1-g Reported SAR is ≤ 0.8 W/kg, testing for low and high channel is optional. Refer to KDB 447498.
- The test separation for body back, body front and 4 Edges is 5mm of all above table.

Any report having not been signed by authorized approver, or having been altered without authorization, or having not been stamped by the "Dedicated Testing/Inspection Stamp" is deemed to be invalid. Copying or excerpting portion of, or altering the content of the report is not permitted without the written authorization of AGC. The test results presented in the report apply only to the tested sample. Any objections to report issued by AGC should be submitted to AGC within 15days after the issuance of the test report. Further enquiry of validity or verification of the test report should be addressed to AGC by agc01@agccert.com.

Attestation of Global Compliance(Shenzhen)Co., Ltd
Attestation of Global Compliance(Shenzhen)Std & Tech Co., Ltd
Tel: +86-755 2523 4088 E-mail: agc@agccert.com Web: <http://www.agccert.com/>

SAR MEASUREMENT									
Depth of Liquid (cm):>15				Relative Humidity (%): 54.3					
Product: Tablet									
Test Mode: WCDMA Band V with QPSK modulation									
Position	Mode	Ch.	Fr. (MHz)	Power Drift (<±5%)	SAR (1g) (W/kg)	Max. Tune-up Power (dBm)	Meas. output Power (dBm)	Scaled SAR (W/kg)	Limit (W/kg)
Body back	RMC 12.2kbps	4183	836.4	-0.08	0.341	24.00	23.93	0.347	1.6
Body front	RMC 12.2kbps	4183	836.4	0.27	0.270	24.00	23.93	0.274	1.6
Edge 2(Right)	RMC 12.2kbps	4183	836.4	-0.32	0.242	24.00	23.93	0.246	1.6
Edge 3(Bottom)	RMC 12.2kbps	4183	836.4	0.27	0.116	24.00	23.93	0.118	1.6

Note:

- When the 1-g Reported SAR is ≤ 0.8 W/kg, testing for low and high channel is optional. Refer to KDB 447498.
- The test separation for body back, body front and 4 Edges is 5mm of all above table.

Any report having not been signed by authorized approver, or having been altered without authorization, or having not been stamped by the "Dedicated Testing/Inspection Stamp" is deemed to be invalid. Copying or excerpting portion of, or altering the content of the report is not permitted without the written authorization of AGC. The test results presented in the report apply only to the tested sample. Any objections to report issued by AGC should be submitted to AGC within 15days after the issuance of the test report. Further enquiry of validity or verification of the test report should be addressed to AGC by agc01@agccert.com.

Attestation of Global Compliance(Shenzhen)Co., Ltd
Attestation of Global Compliance(Shenzhen)Std & Tech Co., Ltd
Tel: +86-755 2523 4088 E-mail: agc@agccert.com Web: <http://www.agccert.com/>

SAR MEASUREMENT												
Depth of Liquid (cm):>15						Relative Humidity (%): 58.7						
Product: Tablet												
Test Mode: LTE Band 2												
BM MHz	MOD	Position	Test Mode		Ch.	Freq. (MHz)	Power Drift (<±5%)	SAR (1g) (W/kg)	Max. Tune up Power (dBm)	Meas. output Power (dBm)	Scaled SAR (W/kg)	Limit (W/kg)
			UL RB Allocation	UL RB START								
20	QPSK	Body back	1	0	18700	1860	-0.21	0.908	22.30	21.89	0.998	1.6
		Body back	1	0	18900	1880	-0.21	0.850	22.30	22.27	0.856	1.6
		Body back	1	0	19100	1900	0.20	0.856	22.30	22.30	0.856	1.6
		Body front	1	0	18700	1860	-0.29	0.838	22.30	21.89	0.921	1.6
		Body front	1	0	18900	1880	0.01	0.936	22.30	22.27	0.942	1.6
		Body front	1	0	19100	1900	0.05	0.836	22.30	22.30	0.836	1.6
		Edge 2(Right)	1	0	18700	1860	-0.26	1.102	22.30	21.89	1.211	1.6
		Edge 2(Right)	1	0	18900	1880	-0.13	1.110	22.30	22.27	1.118	1.6
		Edge 2(Right)	1	0	19100	1900	0.12	1.198	22.30	22.30	1.198	1.6
		Edge 3(Bottom)	1	0	18900	1880	-0.07	0.077	22.30	22.27	0.078	1.6

Note:

- When the 1-g Reported SAR is ≤ 0.8 W/kg, testing for low and high channel is optional. Refer to KDB 447498.
- The test separation for body back, body front and 4 Edges is 5mm of all above table.

Any report having not been signed by authorized approver, or having been altered without authorization, or having not been stamped by the "Dedicated Testing/Inspection Stamp" is deemed to be invalid. Copying or excerpting portion of, or altering the content of the report is not permitted without the written authorization of AGC. The test results presented in the report apply only to the tested sample. Any objections to report issued by AGC should be submitted to AGC within 15days after the issuance of the test report. Further enquiry of validity or verification of the test report should be addressed to AGC by agc01@agccert.com.

SAR MEASUREMENT												
Depth of Liquid (cm):>15						Relative Humidity (%): 54.3						
Product: Tablet												
Test Mode: LTE Band 4												
BM MHz	MOD	Position	Test Mode		Ch.	Freq. (MHz)	Power Drift (<±5%)	SAR (1g) (W/kg)	Max. Tuneup Power (dBm)	Meas. output Power (dBm)	Scaled SAR (W/kg)	Limit (W/kg)
			UL RB Allocation	UL RB START								
20	QPSK	Body back	1	0	20175	1732.5	-0.25	0.408	23.10	22.72	0.445	1.6
		Body front	1	0	20175	1732.5	0.33	0.416	23.10	22.72	0.454	1.6
		Edge 2(Right)	1	0	20175	1732.5	-0.21	0.709	23.10	22.72	0.774	1.6
		Edge 3(Bottom)	1	0	20175	1732.5	0.25	0.040	23.10	22.72	0.044	1.6

Note:

- When the 1-g Reported SAR is ≤ 0.8 W/kg, testing for low and high channel is optional. Refer to KDB 447498.
- The test separation for body back, body front and 4 Edges is 5mm of all above table.

Any report having not been signed by authorized approver, or having been altered without authorization, or having not been stamped by the "Dedicated Testing/Inspection Stamp" is deemed to be invalid. Copying or excerpting portion of, or altering the content of the report is not permitted without the written authorization of AGC. The test results presented in the report apply only to the tested sample. Any objections to report issued by AGC should be submitted to AGC within 15days after the issuance of the test report. Further enquiry of validity or verification of the test report should be addressed to AGC by agc01@agccert.com.

Attestation of Global Compliance(Shenzhen)Co., Ltd
Attestation of Global Compliance(Shenzhen)Std & Tech Co., Ltd
Tel: +86-755 2523 4088 E-mail: agc@agccert.com Web: <http://www.agccert.com/>

SAR MEASUREMENT												
Depth of Liquid (cm):>15						Relative Humidity (%): 54.3						
Product: Tablet												
Test Mode: LTE Band 5												
BM MHz	MOD	Position	Test Mode		Ch.	Freq. (MHz)	Power Drift (<±5%)	SAR (1g) (W/kg)	Max. Tuneup Power (dBm)	Meas. output Power (dBm)	Scaled SAR (W/kg)	Limit (W/kg)
			UL RB Allocati on	UL RB START								
10	QPSK	Body back	1	0	20525	836.5	-0.05	0.281	24.00	23.51	0.315	1.6
		Body front	1	0	20525	836.5	0.25	0.289	24.00	23.51	0.324	1.6
		Edge 2(Right)	1	0	20525	836.5	-0.24	0.229	24.00	23.51	0.256	1.6
		Edge 3(Bottom)	1	0	20525	836.5	0.30	0.108	24.00	23.51	0.121	1.6

Note:

- When the 1-g Reported SAR is ≤ 0.8 W/kg, testing for low and high channel is optional. Refer to KDB 447498.
- The test separation for body back, body front and 4 Edges is 5mm of all above table.

Any report having not been signed by authorized approver, or having been altered without authorization, or having not been stamped by the "Dedicated Testing/Inspection Stamp" is deemed to be invalid. Copying or excerpting portion of, or altering the content of the report is not permitted without the written authorization of AGC. The test results presented in the report apply only to the tested sample. Any objections to report issued by AGC should be submitted to AGC within 15days after the issuance of the test report. Further enquiry of validity or verification of the test report should be addressed to AGC by agc01@agccert.com.

Attestation of Global Compliance(Shenzhen)Co., Ltd
Attestation of Global Compliance(Shenzhen)Std & Tech Co., Ltd
Tel: +86-755 2523 4088 E-mail: agc@agccert.com Web: http://www.agccert.com/

SAR MEASUREMENT												
Depth of Liquid (cm):>15						Relative Humidity (%): 60.2						
Product: Tablet												
Test Mode: LTE Band 7												
BM MHz	MOD	Position	Test Mode		Ch.	Freq. (MHz)	Power Drift (<±5%)	SAR (1g) (W/kg)	Max. Tuneup Power (dBm)	Meas. output Power (dBm)	Scaled SAR (W/kg)	Limit (W/kg)
			UL RB Allocation	UL RB START								
20	QPSK	Body back	1	0	20850	2510	-0.29	0.733	23.10	22.43	0.855	1.6
		Body back	1	0	21100	2535	0.20	0.866	23.10	22.48	0.999	1.6
		Body back	1	0	21350	2560	-0.02	0.784	23.10	22.37	0.928	1.6
		Body front	1	0	21100	2535	-0.18	0.724	23.10	22.48	0.835	1.6
		Edge 2(Right)	1	0	21100	2535	-0.14	0.629	23.10	22.48	0.726	1.6
		Edge 3(Bottom)	1	0	21100	2535	0.13	0.174	23.10	22.48	0.201	1.6

Note:

- When the 1-g Reported SAR is ≤ 0.8 W/kg, testing for low and high channel is optional. Refer to KDB 447498.
- The test separation for body back, body front and 4 Edges is 5mm of all above table.

Any report having not been signed by authorized approver, or having been altered without authorization, or having not been stamped by the "Dedicated Testing/Inspection Stamp" is deemed to be invalid. Copying or excerpting portion of, or altering the content of the report is not permitted without the written authorization of AGC. The test results presented in the report apply only to the tested sample. Any objections to report issued by AGC should be submitted to AGC within 15days after the issuance of the test report. Further enquiry of validity or verification of the test report should be addressed to AGC by agc01@agccert.com.

SAR MEASUREMENT												
Depth of Liquid (cm):>15					Relative Humidity (%): 59.2							
Product: Tablet												
Test Mode: LTE Band 12												
BM MHz	MOD	Position	Test Mode		Ch.	Freq. (MHz)	Power Drift (<±5%)	SAR (1g) (W/kg)	Max. Tuneup Power (dBm)	Meas. output Power (dBm)	Scaled SAR (W/kg)	Limit (W/kg)
			UL RB Allocation	UL RB START								
10	QPSK	Body back	1	0	23095	707.5	0.02	0.170	23.70	22.91	0.204	1.6
		Body front	1	0	23095	707.5	0.15	0.194	23.70	22.91	0.233	1.6
		Edge 2(Right)	1	0	23095	707.5	-0.27	0.182	23.70	22.91	0.218	1.6
		Edge 3(Bottom)	1	0	23095	707.5	-0.22	0.081	23.70	22.91	0.097	1.6

Note:

- When the 1-g Reported SAR is ≤ 0.8 W/kg, testing for low and high channel is optional. Refer to KDB 447498.
- The test separation for body back, body front and 4 Edges is 5mm of all above table.

Any report having not been signed by authorized approver, or having been altered without authorization, or having not been stamped by the "Dedicated Testing/Inspection Stamp" is deemed to be invalid. Copying or excerpting portion of, or altering the content of the report is not permitted without the written authorization of AGC. The test results presented in the report apply only to the tested sample. Any objections to report issued by AGC should be submitted to AGC within 15days after the issuance of the test report. Further enquiry of validity or verification of the test report should be addressed to AGC by agc01@agccert.com.

SAR MEASUREMENT												
Depth of Liquid (cm):>15					Relative Humidity (%): 59.2							
Product: Tablet												
Test Mode: LTE Band 13												
BM MHz	MOD	Position	Test Mode		Ch.	Freq. (MHz)	Power Drift (<±5%)	SAR (1g) (W/kg)	Max. Tuneup Power (dBm)	Meas. output Power (dBm)	Scaled SAR (W/kg)	Limit (W/kg)
			UL RB Allocation	UL RB START								
10	QPSK	Body back	1	0	23230	782	-0.28	0.092	23.20	23.04	0.095	1.6
		Body front	1	0	23230	782	0.23	0.101	23.20	23.04	0.105	1.6
		Edge 2(Right)	1	0	23230	782	-0.20	0.104	23.20	23.04	0.108	1.6
		Edge 3(Bottom)	1	0	23230	782	0.12	0.054	23.20	23.04	0.056	1.6

Note:

- When the 1-g Reported SAR is ≤ 0.8 W/kg, testing for low and high channel is optional. Refer to KDB 447498.
- The test separation for body back, body front and 4 Edges is 5mm of all above table.

Any report having not been signed by authorized approver, or having been altered without authorization, or having not been stamped by the "Dedicated Testing/Inspection Stamp" is deemed to be invalid. Copying or excerpting portion of, or altering the content of the report is not permitted without the written authorization of AGC. The test results presented in the report apply only to the tested sample. Any objections to report issued by AGC should be submitted to AGC within 15days after the issuance of the test report. Further enquiry of validity or verification of the test report should be addressed to AGC by agc01@agccert.com.

SAR MEASUREMENT												
Depth of Liquid (cm):>15					Relative Humidity (%): 59.2							
Product: Tablet												
Test Mode: LTE Band 17												
BM MHz	MOD	Position	Test Mode		Ch.	Freq. (MHz)	Power Drift (<±5%)	SAR (1g) (W/kg)	Max. Tuneup Power (dBm)	Meas. output Power (dBm)	Scaled SAR (W/kg)	Limit (W/kg)
			UL RB Allocation	UL RB START								
10	QPSK	Body back	1	0	23790	710	-0.14	0.175	24.20	23.51	0.205	1.6
		Body front	1	0	23790	710	-0.11	0.211	24.20	23.51	0.247	1.6
		Edge 2(Right)	1	0	23790	710	0.28	0.196	24.20	23.51	0.230	1.6
		Edge 3(Bottom)	1	0	23790	710	-0.18	0.196	24.20	23.51	0.230	1.6

Note:

- When the 1-g Reported SAR is ≤ 0.8 W/kg, testing for low and high channel is optional. Refer to KDB 447498.
- The test separation for body back, body front and 4 Edges is 5mm of all above table.

Any report having not been signed by authorized approver, or having been altered without authorization, or having not been stamped by the "Dedicated Testing/Inspection Stamp" is deemed to be invalid. Copying or excerpting portion of, or altering the content of the report is not permitted without the written authorization of AGC. The test results presented in the report apply only to the tested sample. Any objections to report issued by AGC should be submitted to AGC within 15days after the issuance of the test report. Further enquiry of validity or verification of the test report should be addressed to AGC by agc01@agccert.com.

SAR MEASUREMENT												
Depth of Liquid (cm):>15					Relative Humidity (%): 58.7							
Product: Tablet												
Test Mode: LTE Band 25												
BM MHz	MOD	Position	Test Mode		Ch.	Freq. (MHz)	Power Drift (<±5%)	SAR (1g) (W/kg)	Max. Tuneup Power (dBm)	Meas. output Power (dBm)	Scaled SAR (W/kg)	Limit (W/kg)
			UL RB Allocation	UL RB START								
20	QPSK	Body back	1	0	26365	1882.5	0.01	0.631	23.50	22.95	0.716	1.6
		Body front	1	0	26365	1882.5	0.16	0.476	23.50	22.95	0.540	1.6
		Edge 2(Right)	1	0	26365	1882.5	-0.22	0.701	23.50	22.95	0.796	1.6
		Edge 3(Bottom)	1	0	26365	1882.5	0.23	0.057	23.50	22.95	0.065	1.6

Note:

- When the 1-g Reported SAR is ≤ 0.8 W/kg, testing for low and high channel is optional. Refer to KDB 447498.
- The test separation for body back, body front and 4 Edges is 5mm of all above table.

Any report having not been signed by authorized approver, or having been altered without authorization, or having not been stamped by the "Dedicated Testing/Inspection Stamp" is deemed to be invalid. Copying or excerpting portion of, or altering the content of the report is not permitted without the written authorization of AGC. The test results presented in the report apply only to the tested sample. Any objections to report issued by AGC should be submitted to AGC within 15days after the issuance of the test report. Further enquiry of validity or verification of the test report should be addressed to AGC by agc01@agccert.com.

Attestation of Global Compliance(Shenzhen)Co., Ltd
Attestation of Global Compliance(Shenzhen)Std & Tech Co., Ltd
Tel: +86-755 2523 4088 E-mail: agc@agccert.com Web: http://www.agccert.com/

SAR MEASUREMENT												
Depth of Liquid (cm):>15						Relative Humidity (%): 54.3						
Product: LTE smartphone												
Test Mode: LTE Band 26a												
BM MHz	MOD	Position	Test Mode		Ch.	Freq. (MHz)	Power Drift (<±5%)	SAR (1g) (W/kg)	Max. Tuneup Power (dBm)	Meas. output Power (dBm)	Scaled SAR (W/Kg)	Limit (W/kg)
			UL RB Allocation	UL RB START								
15	QPSK	Body back	1	0	26915	836.5	0.05	0.285	23.60	23.44	0.296	1.6
		Body front	1	0	26915	836.5	0.03	0.263	23.60	23.44	0.273	1.6
		Edge 2(Right)	1	0	26915	836.5	-0.22	0.203	23.60	23.44	0.211	1.6
		Edge 3(Bottom)	1	0	26915	836.5	0.10	0.137	23.60	23.44	0.142	1.6

Note:

- When the 1-g Reported SAR is ≤ 0.8 W/kg, testing for low and high channel is optional. Refer to KDB 447498.
- The test separation for body back, body front and 4 Edges is 5mm of all above table.

Any report having not been signed by authorized approver, or having been altered without authorization, or having not been stamped by the "Dedicated Testing/Inspection Stamp" is deemed to be invalid. Copying or excerpting portion of, or altering the content of the report is not permitted without the written authorization of AGC. The test results presented in the report apply only to the tested sample. Any objections to report issued by AGC should be submitted to AGC within 15days after the issuance of the test report. Further enquiry of validity or verification of the test report should be addressed to AGC by agc01@agccert.com.

SAR MEASUREMENT												
Depth of Liquid (cm):>15					Relative Humidity (%): 54.3							
Product: LTE smartphone												
Test Mode: LTE Band 26b												
BM MHz	MOD	Position	Test Mode		Ch.	Freq. (MHz)	Power Drift (<±5%)	SAR (1g) (W/kg)	Max. Tuneup Power (dBm)	Meas. output Power (dBm)	Scaled SAR (W/Kg)	Limit (W/kg)
			UL RB Allocation	UL RB START								
10	QPSK	Body back	1	0	26740	819	-0.10	0.267	23.60	23.09	0.300	1.6
		Body front	1	0	26740	819	-0.02	0.256	23.60	23.09	0.288	1.6
		Edge 2(Right)	1	0	26740	819	0.04	0.218	23.60	23.09	0.245	1.6
		Edge 3(Bottom)	1	0	26740	819	-0.30	0.130	23.60	23.09	0.146	1.6

Note:

- When the 1-g Reported SAR is ≤ 0.8 W/kg, testing for low and high channel is optional. Refer to KDB 447498.
- The test separation for body back, body front and 4 Edges is 5mm of all above table.

Any report having not been signed by authorized approver, or having been altered without authorization, or having not been stamped by the "Dedicated Testing/Inspection Stamp" is deemed to be invalid. Copying or excerpting portion of, or altering the content of the report is not permitted without the written authorization of AGC. The test results presented in the report apply only to the tested sample. Any objections to report issued by AGC should be submitted to AGC within 15days after the issuance of the test report. Further enquiry of validity or verification of the test report should be addressed to AGC by agc01@agccert.com.

SAR MEASUREMENT												
Depth of Liquid (cm):>15					Relative Humidity (%): 60.2							
Product: Tablet												
Test Mode: LTE Band 38												
BW MHz	MOD	Position	Test Mode		Ch.	Freq. (MHz)	Power Drift (<±5%)	SAR (1g) (W/kg)	Max. Tuneup Power (dBm)	Meas. output Power (dBm)	Scaled SAR (W/kg)	Limit (W/kg)
			UL RB Allocation	UL RB START								
20	QPSK	Body back	1	0	38000	2595	-0.16	0.297	22.90	22.20	0.349	1.6
		Body front	1	0	38000	2595	-0.26	0.259	22.90	22.20	0.304	1.6
		Edge 2(Right)	1	0	38000	2595	0.33	0.316	22.90	22.20	0.371	1.6
		Edge 3(Bottom)	1	0	38000	2595	0.16	0.089	22.90	22.20	0.105	1.6

Note:

- When the 1-g Reported SAR is ≤ 0.8 W/kg, testing for low and high channel is optional. Refer to KDB 447498.
- The test separation for body back, body front and 4 Edges is 5mm of all above table

Any report having not been signed by authorized approver, or having been altered without authorization, or having not been stamped by the "Dedicated Testing/Inspection Stamp" is deemed to be invalid. Copying or excerpting portion of, or altering the content of the report is not permitted without the written authorization of AGC. The test results presented in the report apply only to the tested sample. Any objections to report issued by AGC should be submitted to AGC within 15days after the issuance of the test report. Further enquiry of validity or verification of the test report should be addressed to AGC by agc01@agccert.com.

Attestation of Global Compliance(Shenzhen)Co., Ltd
Attestation of Global Compliance(Shenzhen)Std & Tech Co., Ltd
Tel: +86-755 2523 4088 E-mail: agc@agccert.com Web: http://www.agccert.com/

SAR MEASUREMENT												
Depth of Liquid (cm):>15					Relative Humidity (%): 58.4							
Product: Tablet												
Test Mode: LTE Band 40-Lower Side												
BW MHz	MOD	Position	Test Mode		Ch.	Freq. (MHz)	Power Drift (<±5%)	SAR (1g) (W/kg)	Max. Tuneup Power (dBm)	Meas. output Power (dBm)	Scaled SAR (W/kg)	Limit (W/kg)
			UL RB Allocation	UL RB START								
10	QPSK	Body back	1	0	38750	2310	-0.32	0.259	21.20	20.86	0.280	1.6
		Body front	1	0	38750	2310	0.27	0.191	21.20	20.86	0.207	1.6
		Edge 2(Right)	1	0	38750	2310	-0.07	0.261	21.20	20.86	0.282	1.6
		Edge 3(Bottom)	1	0	38750	2310	0.14	0.068	21.20	20.86	0.074	1.6

Note:

- When the 1-g Reported SAR is ≤ 0.8 W/kg, testing for low and high channel is optional. Refer to KDB 447498.
- The test separation for body back, body front and 4 Edges is 5mm of all above table

Any report having not been signed by authorized approver, or having been altered without authorization, or having not been stamped by the "Dedicated Testing/Inspection Stamp" is deemed to be invalid. Copying or excerpting portion of, or altering the content of the report is not permitted without the written authorization of AGC. The test results presented in the report apply only to the tested sample. Any objections to report issued by AGC should be submitted to AGC within 15days after the issuance of the test report. Further enquiry of validity or verification of the test report should be addressed to AGC by agc01@agccert.com.

Attestation of Global Compliance(Shenzhen)Co., Ltd
Attestation of Global Compliance(Shenzhen)Std & Tech Co., Ltd
Tel: +86-755 2523 4088 E-mail: agc@agccert.com Web: <http://www.agccert.com/>

SAR MEASUREMENT												
Depth of Liquid (cm):>15					Relative Humidity (%):58.4							
Product: Tablet												
Test Mode: LTE Band 40- Upper Side												
BW MHz	MOD	Position	Test Mode		Ch.	Freq. (MHz)	Power Drift (<±5%)	SAR (1g) (W/kg)	Max. Tuneup Power (dBm)	Meas. output Power (dBm)	Scaled SAR (W/kg)	Limit (W/kg)
			UL RB Allocation	UL RB START								
10	QPSK	Body back	1	0	39200	2355	-0.04	0.177	21.80	20.11	0.261	1.6
		Body front	1	0	39200	2355	0.03	0.150	21.80	20.11	0.221	1.6
		Edge 2(Right)	1	0	39200	2355	-0.07	0.211	21.80	20.11	0.311	1.6
		Edge 3(Bottom)	1	0	39200	2355	0.32	0.055	21.80	20.11	0.081	1.6

Note:

- When the 1-g Reported SAR is ≤ 0.8 W/kg, testing for low and high channel is optional. Refer to KDB 447498.
- The test separation for body back, body front and 4 Edges is 5mm of all above table

Any report having not been signed by authorized approver, or having been altered without authorization, or having not been stamped by the "Dedicated Testing/Inspection Stamp" is deemed to be invalid. Copying or excerpting portion of, or altering the content of the report is not permitted without the written authorization of AGC. The test results presented in the report apply only to the tested sample. Any objections to report issued by AGC should be submitted to AGC within 15days after the issuance of the test report. Further enquiry of validity or verification of the test report should be addressed to AGC by agc01@agccert.com.

Attestation of Global Compliance(Shenzhen)Co., Ltd
Attestation of Global Compliance(Shenzhen)Std & Tech Co., Ltd
Tel: +86-755 2523 4088 E-mail: agc@agccert.com Web: <http://www.agccert.com/>

SAR MEASUREMENT												
Depth of Liquid (cm):>15					Relative Humidity (%): 60.2							
Product: Tablet												
Test Mode: LTE Band 41												
BW MHz	MOD	Position	Test Mode		Ch.	Freq. (MHz)	Power Drift (<±5%)	SAR (1g) (W/kg)	Max. Tuneup Power (dBm)	Meas. output Power (dBm)	Scaled SAR (W/kg)	Limit (W/kg)
			UL RB Allocation	UL RB START								
20	QPSK	Body back	1	0	40620	2593	-0.33	0.335	22.90	22.66	0.354	1.6
		Body front	1	0	40620	2593	0.01	0.291	22.90	22.66	0.308	1.6
		Edge 2(Right)	1	0	40620	2593	-0.07	0.397	22.90	22.66	0.420	1.6
		Edge 3(Bottom)	1	0	40620	2593	0.05	0.091	22.90	22.66	0.096	1.6

Note:

- When the 1-g Reported SAR is ≤ 0.8 W/kg, testing for low and high channel is optional. Refer to KDB 447498.
- The test separation for body back, body front and 4 Edges is 5mm of all above table

Any report having not been signed by authorized approver, or having been altered without authorization, or having not been stamped by the "Dedicated Testing/Inspection Stamp" is deemed to be invalid. Copying or excerpting portion of, or altering the content of the report is not permitted without the written authorization of AGC. The test results presented in the report apply only to the tested sample. Any objections to report issued by AGC should be submitted to AGC within 15days after the issuance of the test report. Further enquiry of validity or verification of the test report should be addressed to AGC by agc01@agccert.com.

Attestation of Global Compliance(Shenzhen)Co., Ltd
Attestation of Global Compliance(Shenzhen)Std & Tech Co., Ltd
Tel: +86-755 2523 4088 E-mail: agc@agccert.com Web: http://www.agccert.com/

SAR MEASUREMENT												
Depth of Liquid (cm):>15					Relative Humidity (%): 54.3							
Product: LTE smartphone												
Test Mode: LTE Band 66												
BW MHz	MOD	Position	Test Mode		Ch.	Freq. (MHz)	Power Drift (<±5%)	SAR (1g) (W/kg)	Max. Tuneup Power (dBm)	Meas. output Power (dBm)	Scaled SAR (W/Kg)	Limit (W/kg)
			UL RB Allocation	UL RB START								
20	QPSK	Body back	1	0	132422	1755	-0.06	0.542	23.40	22.98	0.597	1.6
		Body front	1	0	132422	1755	-0.08	0.446	23.40	22.98	0.491	1.6
		Edge 2(Right)	1	0	132072	1720	0.06	0.913	23.40	22.68	1.078	1.6
		Edge 2(Right)	1	0	132422	1755	-0.10	0.901	23.40	22.98	0.992	1.6
		Edge 2(Right)	1	0	132572	1770	-0.05	0.896	23.40	22.71	1.050	1.6
		Edge 3(Bottom)	1	0	132422	1755	0.16	0.042	23.40	22.98	0.046	1.6

Note:

- When the 1-g Reported SAR is ≤ 0.8 W/kg, testing for low and high channel is optional. Refer to KDB 447498.
- The test separation for body back, body front and 4 Edges is 5mm of all above table

Any report having not been signed by authorized approver, or having been altered without authorization, or having not been stamped by the "Dedicated Testing/Inspection Stamp" is deemed to be invalid. Copying or excerpting portion of, or altering the content of the report is not permitted without the written authorization of AGC. The test results presented in the report apply only to the tested sample. Any objections to report issued by AGC should be submitted to AGC within 15days after the issuance of the test report. Further enquiry of validity or verification of the test report should be addressed to AGC by agc01@agccert.com.

Attestation of Global Compliance(Shenzhen)Co., Ltd
Attestation of Global Compliance(Shenzhen)Std & Tech Co., Ltd
Tel: +86-755 2523 4088 E-mail: agc@agccert.com Web: <http://www.agccert.com/>

SAR MEASUREMENT									
Depth of Liquid (cm):>15				Relative Humidity (%): 60.9					
Product: Tablet									
Test Mode:802.11b									
Position	Mode	Ch.	Fr. (MHz)	Power Drift (<±5%)	SAR (1g) (W/kg)	Max. Tune-up Power (dBm)	Meas. output Power (dBm)	Scaled SAR (W/kg)	Limit (W/kg)
Body back	DTS	6	2437	-0.29	0.129	15.00	14.92	0.131	1.6
Body front	DTS	6	2437	0.10	0.123	15.00	14.92	0.125	1.6
Edge 2(Right)	DTS	6	2437	0.33	0.127	15.00	14.92	0.129	1.6

Note:

- According to KDB248227, SAR is not required for 802.11n HT20/HT40 channels when the maximum average output power is less than 1/4 dB higher than that measured on the corresponding 802.11a/b channels.
- All of above "DTS" means data transmitters.
- The test separation for body back, body front and 4 Edges is 5mm of all above table.

Any report having not been signed by authorized approver, or having been altered without authorization, or having not been stamped by the "Dedicated Testing/Inspection Stamp" is deemed to be invalid. Copying or excerpting portion of, or altering the content of the report is not permitted without the written authorization of AGC. The test results presented in the report apply only to the tested sample. Any objections to report issued by AGC should be submitted to AGC within 15days after the issuance of the test report. Further enquiry of validity or verification of the test report should be addressed to AGC by agc01@agccert.com.

Attestation of Global Compliance(Shenzhen)Co., Ltd
Attestation of Global Compliance(Shenzhen)Std & Tech Co., Ltd
Tel: +86-755 2523 4088 E-mail: agc@agccert.com Web: http://www.agccert.com/

SAR MEASUREMENT								
Depth of Liquid (cm):>15					Relative Humidity (%): 60.3			
Product: Tablet								
Test Mode: 5.2GHz WIFI-802.11a								
Position	Ch.	Fr. (MHz)	Power Drift (<±5%)	SAR (1g) (W/kg)	Max. Tune-up Power (dBm)	Meas. output Power (dBm)	Scaled SAR (W/kg)	Limit (W/kg)
Body back	40	5200	0.30	0.127	14.50	14.26	0.134	1.6
Body front	40	5200	-0.31	0.132	14.50	14.26	0.139	1.6
Edge 2(Right)	40	5200	0.23	0.136	14.50	14.26	0.144	1.6

Note:

- When the 1-g Reported SAR is ≤ 0.8 W/kg, testing for low and high channel is optional. Refer to KDB 447498.
- The test separation for body back, body front and 4 Edges is 5mm of all above table

Any report having not been signed by authorized approver, or having been altered without authorization, or having not been stamped by the "Dedicated Testing/Inspection Stamp" is deemed to be invalid. Copying or excerpting portion of, or altering the content of the report is not permitted without the written authorization of AGC. The test results presented in the report apply only to the tested sample. Any objections to report issued by AGC should be submitted to AGC within 15days after the issuance of the test report. Further enquiry of validity or verification of the test report should be addressed to AGC by agc01@agccert.com.

Attestation of Global Compliance(Shenzhen)Co., Ltd
Attestation of Global Compliance(Shenzhen)Std & Tech Co., Ltd
Tel: +86-755 2523 4088 E-mail: agc@agccert.com Web: <http://www.agccert.com/>

SAR MEASUREMENT								
Depth of Liquid (cm):>15				Relative Humidity (%): 61.4				
Product: Tablet								
Test Mode: 5.3GHz WIFI-802.11a								
Position	Ch.	Fr. (MHz)	Power Drift (<±5%)	SAR (1g) (W/kg)	Max. Tune-up Power (dBm)	Meas. output Power (dBm)	Scaled SAR (W/kg)	Limit (W/kg)
Body back	60	5300	-0.16	0.168	14.50	13.97	0.190	1.6
Body front	60	5300	0.18	0.170	14.50	13.97	0.192	1.6
Edge 2 (Right)	60	5300	0.08	0.164	14.50	13.97	0.185	1.6

Note:

- When the 1-g Reported SAR is ≤ 0.8 W/kg, testing for low and high channel is optional. Refer to KDB 447498.
- The test separation for body back, body front and 4 Edges is 5mm of all above table

Any report having not been signed by authorized approver, or having been altered without authorization, or having not been stamped by the "Dedicated Testing/Inspection Stamp" is deemed to be invalid. Copying or excerpting portion of, or altering the content of the report is not permitted without the written authorization of AGC. The test results presented in the report apply only to the tested sample. Any objections to report issued by AGC should be submitted to AGC within 15days after the issuance of the test report. Further enquiry of validity or verification of the test report should be addressed to AGC by agc01@agccert.com.

Attestation of Global Compliance(Shenzhen)Co., Ltd
Attestation of Global Compliance(Shenzhen)Std & Tech Co., Ltd
Tel: +86-755 2523 4088 E-mail: agc@agccert.com Web: <http://www.agccert.com/>

SAR MEASUREMENT								
Depth of Liquid (cm):>15				Relative Humidity (%): 54.2				
Product: Tablet								
Test Mode: 5.6GHzWIFI- 802.11a								
Position	Ch.	Fr. (MHz)	Power Drift (<±5%)	SAR (1g) (W/kg)	Max. Tune-up Power (dBm)	Meas. output Power (dBm)	Scaled SAR (W/kg)	Limit (W/kg)
Body back	116	5580	0.16	0.197	14.70	14.67	0.198	1.6
Body front	116	5580	-0.05	0.252	14.70	14.67	0.254	1.6
Edge 2 (Right)	116	5580	-0.12	0.290	14.70	14.67	0.292	1.6

Note:

- When the 1-g Reported SAR is ≤ 0.8 W/kg, testing for low and high channel is optional. Refer to KDB 447498.
- The test separation for body back, body front and 4 Edges is 5mm of all above table

Any report having not been signed by authorized approver, or having been altered without authorization, or having not been stamped by the "Dedicated Testing/Inspection Stamp" is deemed to be invalid. Copying or excerpting portion of, or altering the content of the report is not permitted without the written authorization of AGC. The test results presented in the report apply only to the tested sample. Any objections to report issued by AGC should be submitted to AGC within 15days after the issuance of the test report. Further enquiry of validity or verification of the test report should be addressed to AGC by agc01@agccert.com.

Attestation of Global Compliance(Shenzhen)Co., Ltd
Attestation of Global Compliance(Shenzhen)Std & Tech Co., Ltd
Tel: +86-755 2523 4088 E-mail: agc@agccert.com Web: <http://www.agccert.com/>

SAR MEASUREMENT								
Depth of Liquid (cm):>15					Relative Humidity (%): 56.3			
Product: Tablet								
Test Mode: 5.8GHz WIFI-802.11a								
Position	Ch.	Fr. (MHz)	Power Drift (<±5%)	SAR (1g) (W/kg)	Max. Tune-up Power (dBm)	Meas. output Power (dBm)	Scaled SAR (W/kg)	Limit (W/kg)
Body back	157	5785	-0.11	0.206	14.30	13.49	0.248	1.6
Body front	157	5785	-0.06	0.256	14.30	13.49	0.308	1.6
Edge 2 (Right)	157	5785	0.20	0.300	14.30	13.49	0.362	1.6

Note:

- When the 1-g Reported SAR is ≤ 0.8 W/kg, testing for low and high channel is optional. Refer to KDB 447498.
- The test separation for body back, body front and 4 Edges is 5mm of all above table

Any report having not been signed by authorized approver, or having been altered without authorization, or having not been stamped by the "Dedicated Testing/Inspection Stamp" is deemed to be invalid. Copying or excerpting portion of, or altering the content of the report is not permitted without the written authorization of AGC. The test results presented in the report apply only to the tested sample. Any objections to report issued by AGC should be submitted to AGC within 15days after the issuance of the test report. Further enquiry of validity or verification of the test report should be addressed to AGC by agc01@agccert.com.

Attestation of Global Compliance(Shenzhen)Co., Ltd
Attestation of Global Compliance(Shenzhen)Std & Tech Co., Ltd
Tel: +86-755 2523 4088 E-mail: agc@agccert.com Web: <http://www.agccert.com/>

Repeated SAR											
Product: Tablet											
Test Mode: WCDMA Band II & LTE Band 2& LTE Band 7& LTE Band 66											
Position	Mode		Ch.	Fr. (MHz)	Power Drift (<±5%)	Once SAR (1g) (W/kg)	Power Drift (<±5%)	Twice SAR (1g) (W/kg)	Power Drift (<±5%)	Third SAR (1g) (W/kg)	Limit W/kg
Body back	RMC 12.2kbps		9538	1907.6	0.13	0.906	--	--	--	--	1.6
Position	Mode		Ch.	Fr. (MHz)	Power Drift (<±5%)	Once SAR (1g) (W/kg)	Power Drift (<±5%)	Twice SAR (1g) (W/kg)	Power Drift (<±5%)	Third SAR (1g) (W/kg)	Limit W/kg
	UL RB Allocation	UL RB START									
Edge 2(Right)	1	0	19100	1900	0.06	1.177	--	--	--	--	1.6
Body back	1	0	21100	2535	0.13	0.844	--	--	--	--	1.6
Edge 2(Right)	1	0	13207 2	1720	0.19	0.907	--	--	--	--	1.6

The second repeated SAR judge reference									
Product: Tablet									
Band	Position	Mode		Ch.	Fr. (MHz)	Original SAR (1g) (W/kg)	First SAR (1g) (W/kg)	Ratio	Limit
WCDMA Band II	Body back	RMC 12.2kbps		9538	1907.6	0.911	0.906	1.006	<1.2
Band	Position	Mode		Ch.	Fr. (MHz)	Original SAR (1g) (W/kg)	First SAR (1g) (W/kg)	Ratio	Limit
		UL RB Allocation	UL RB START						
LTE Band 2	Edge 2(Right)	1	0	19100	1900	1.198	1.177	1.018	<1.2
LTE Band 7	Body back	1	0	21100	2535	0.866	0.844	1.026	<1.2
LTE Band 66	Edge 2(Right)	1	0	132072	1720	0.913	0.907	1.007	<1.2

Any report having not been signed by authorized approver, or having been altered without authorization, or having not been stamped by the "Dedicated Testing/Inspection Stamp" is deemed to be invalid. Copying or excerpting portion of, or altering the content of the report is not permitted without the written authorization of AGC. The test results presented in the report apply only to the tested sample. Any objections to report issued by AGC should be submitted to AGC within 15days after the issuance of the test report. Further enquiry of validity or verification of the test report should be addressed to AGC by agc01@agccert.com.

Simultaneous Multi-band Transmission Evaluation: Application Simultaneous Transmission information:

NO	Simultaneous state	Portable Handset	
		Body-worn	Hotspot
1	GSM(voice)+ WLAN 2.4GHz/ 5GHz (data)	Yes	-
2	GSM(voice)+ Bluetooth(data)	Yes	-
3	GSM (Data) + WLAN 2.4GHz/ 5GHz (data)	Yes	Yes
4	GSM (Data) + Bluetooth(data)	Yes	Yes
5	WCDMA+ WLAN 2.4GHz/ 5GHz (data)	Yes	Yes
6	WCDMA+ Bluetooth(data)	Yes	Yes
7	LTE + WLAN 2.4GHz/ 5GHz (data)	Yes	Yes
8	LTE + Bluetooth(data)	Yes	Yes

NOTE:

1. WIFI and BT share the same antenna, and cannot transmit simultaneously.
2. Simultaneous with every transmitter must be the same test position.
3. KDB 447498 D01, BT SAR is excluded as below table.
4. KDB 447498 D01, for handsets the test separation distance is determined by the smallest distance between the outer surface of the device and the user; which is 5mm for body-worn SAR.
5. According to KDB 447498 D01 4.3.1, Standalone SAR test exclusion is as follow:
For 100 MHz to 6 GHz and test separation distances ≤ 50 mm, the 1-g and 10-g SAR test exclusion thresholds are determined by the following:

$$[(\text{max. power of channel, including tune-up tolerance, mW}) / (\text{min. test separation distance, mm})] \cdot [\sqrt{f(\text{GHz})}] \leq 3.0$$
for 1-g SAR, and ≤ 7.5 for 10-g extremity SAR³⁰, where
 - f(GHz) is the RF channel transmit frequency in GHz
 - Power and distance are rounded to the nearest mW and mm before calculation³¹
 - The result is rounded to one decimal place for comparison
 - The values 3.0 and 7.5 are referred to as numeric thresholds in step b) below
The test exclusions are applicable only when the minimum test separation distance is ≤ 50 mm, and for transmission frequencies between 100 MHz and 6 GHz. When the minimum test separation distance is < 5 mm, a distance of 5 mm according to 4.1 f) is applied to determine SAR test exclusion.
6. If the test separation distance is < 5 mm, 5mm is used for excluded SAR calculation.
7. According to KDB 447498 D01 4.3.2, simultaneous transmission SAR test exclusion is as follow:
 - (1) Simultaneous transmission SAR test exclusion is determined for each operating configuration and exposure condition according to the reported standalone SAR of each applicable simultaneous transmitting antenna.
 - (2) Any transmitters and antennas should be considered when calculating simultaneous mode.
 - (3) For mobile phone and PC, it's the sum of all transmitters and antennas at the same mode with same position in each applicable exposure condition
 - (4) When the standalone SAR test exclusion of section 4.3.2 is applied to an antenna that transmits simultaneously with other antennas, the standalone SAR must be estimated according to the following to det

$$[(\text{max. power of channel, including tune-up tolerance, mW}) / (\text{min. test separation distance, mm})] \cdot [\sqrt{f(\text{GHz})/x}] \text{ W/kg}$$
for test separation distances ≤ 50 mm;
where $x = 7.5$ for 1-g SAR, and $x = 18.75$ for 10-g SAR.

Any report having not been signed by authorized approver, or having been altered without authorization, or having not been stamped by the "Dedicated Testing/Inspection Stamp" is deemed to be invalid. Copying or excerpting portion of, or altering the content of the report is not permitted without the written authorization of AGC. The test results presented in the report apply only to the tested sample. Any objections to report issued by AGC should be submitted to AGC within 15days after the issuance of the test report. Further enquiry of validity or verification of the test report should be addressed to AGC by agc01@agccert.com.

8. When the sum of SAR is larger than the limit, SAR test exclusion is determined by the SAR to peak location separation ratio. The simultaneous transmitting antennas in each operating mode and exposure condition combination must be considered one pair at a time to determine the SAR to peak location separation ratio to qualify for test exclusion. The ratio is determined by $(SAR1 + SAR2)1.5/R_i$, rounded to two decimal digits, and must be ≤ 0.04 for all antenna pairs in the configuration to qualify for 1-g SAR test exclusion.

Estimated SAR		Max Power including Tune-up Tolerance		Separation Distance (mm)	Estimated SAR (W/kg)
		dBm	mW		
BT	Body	7	5.012	5	0.209

Any report having not been signed by authorized approver, or having been altered without authorization, or having not been stamped by the "Dedicated Testing/Inspection Stamp" is deemed to be invalid. Copying or excerpting portion of, or altering the content of the report is not permitted without the written authorization of AGC. The test results presented in the report apply only to the tested sample. Any objections to report issued by AGC should be submitted to AGC within 15days after the issuance of the test report. Further enquiry of validity or verification of the test report should be addressed to AGC by agc01@agccert.com.

Attestation of Global Compliance(Shenzhen)Co., Ltd
Attestation of Global Compliance(Shenzhen)Std & Tech Co., Ltd
Tel: +86-755 2523 4088 E-mail: agc@agccert.com Web: <http://www.agccert.com/>

Sum of the SAR for GSM 850 & Wi-Fi & BT:

RF Exposure Conditions	Test Position	Simultaneous Transmission Scenario			Σ 1-g SAR (W/kg)	SPLSR (Yes/No)
		GSM 850	2.4GHz Wi-Fi	Bluetooth		
Body-worn (voice)	Rear	0.225	0.131		0.356	No
		0.225		0.209	0.434	No
	Front	0.207	0.125		0.332	No
		0.207		0.209	0.416	No
Body-worn (Data)	Rear	0.264		0.209	0.473	No
		0.264	0.131		0.395	No
	Front	0.141		0.209	0.350	No
		0.141	0.125		0.266	No
Body-worn (Hotspot)	Edge 2	0.215	0.129		0.344	No
	Edge 2	0.215		0.209	0.424	No
RF Exposure Conditions	Test Position	Simultaneous Transmission Scenario			Σ 1-g SAR (W/kg)	SPLSR (Yes/No)
		GSM 850	5.2GHz Wi-Fi	5.3GHz Wi-Fi		
Body-worn (voice)	Rear	0.225	0.134		0.359	No
		0.225		0.190	0.415	No
	Front	0.207	0.139		0.346	No
		0.207		0.192	0.399	No
Body-worn (Data)	Rear	0.264		0.190	0.454	No
		0.264	0.134		0.398	No
	Front	0.141		0.192	0.333	No
		0.141	0.139		0.280	No
Body-worn (Hotspot)	Edge 2	0.215	0.144		0.359	No
	Edge 2	0.215		0.185	0.400	No
RF Exposure Conditions	Test Position	Simultaneous Transmission Scenario			Σ 1-g SAR (W/kg)	SPLSR (Yes/No)
		GSM 850	5.6GHz Wi-Fi	5.8GHz Wi-Fi		
Body-worn (voice)	Rear	0.225	0.198		0.423	No
		0.225		0.248	0.473	No
	Front	0.207	0.254		0.461	No
		0.207		0.308	0.515	No
Body-worn (Data)	Rear	0.264		0.248	0.512	No
		0.264	0.198		0.462	No
	Front	0.141		0.308	0.449	No
		0.141	0.254		0.395	No
Body-worn (Hotspot)	Edge 2	0.215	0.292		0.507	No
	Edge 2	0.215		0.362	0.577	No

Note:

- According to KDB 447498 D01 General RF Exposure Guidance, when the simultaneous transmission SAR is less than 1.6 W/kg, SPLSR assessment is not required.
- SPLSR mean is "The SAR to Peak Location Separation Ratio"

Any report having not been signed by authorized approver, or having been altered without authorization, or having not been stamped by the "Dedicated Testing/Inspection Stamp" is deemed to be invalid. Copying or excerpting portion of, or altering the content of the report is not permitted without the written authorization of AGC. The test results presented in the report apply only to the tested sample. Any objections to report issued by AGC should be submitted to AGC within 15 days after the issuance of the test report. Further enquiry of validity or verification of the test report should be addressed to AGC by agc01@agccert.com.

Sum of the SAR for GSM 1900 & Wi-Fi & BT:

RF Exposure Conditions	Test Position	Simultaneous Transmission Scenario			Σ 1-g SAR (W/kg)	SPLSR (Yes/No)
		GSM 1900	2.4GHz Wi-Fi	Bluetooth		
Body-worn (voice)	Rear	0.082	0.131		0.213	No
		0.065		0.209	0.274	No
	Front	0.065	0.125		0.190	No
		0.065		0.209	0.274	No
Body-worn (Data)	Rear	0.166		0.209	0.375	No
		0.166	0.131		0.297	No
	Front	0.146		0.209	0.355	No
		0.146	0.125		0.271	No
Body-worn (Hotspot)	Edge 2	0.268	0.129		0.397	No
	Edge 2	0.268		0.209	0.477	No
RF Exposure Conditions	Test Position	Simultaneous Transmission Scenario			Σ 1-g SAR (W/kg)	SPLSR (Yes/No)
		GSM 1900	5.2GHz Wi-Fi	5.3GHz Wi-Fi		
Body-worn (voice)	Rear	0.082	0.134		0.216	No
		0.065		0.190	0.255	No
	Front	0.065	0.139		0.204	No
		0.065		0.192	0.257	No
Body-worn (Data)	Rear	0.166		0.190	0.356	No
		0.166	0.134		0.300	No
	Front	0.146		0.192	0.338	No
		0.146	0.139		0.285	No
Body-worn (Hotspot)	Edge 2	0.268	0.144		0.412	No
	Edge 2	0.268		0.185	0.453	No
RF Exposure Conditions	Test Position	Simultaneous Transmission Scenario			Σ 1-g SAR (W/kg)	SPLSR (Yes/No)
		GSM 1900	5.6GHz Wi-Fi	5.8GHz Wi-Fi		
Body-worn (voice)	Rear	0.082	0.198		0.280	No
		0.065		0.248	0.313	No
	Front	0.065	0.254		0.319	No
		0.065		0.308	0.373	No
Body-worn (Data)	Rear	0.166		0.248	0.414	No
		0.166	0.198		0.364	No
	Front	0.146		0.308	0.454	No
		0.146	0.254		0.400	No
Body-worn (Hotspot)	Edge 2	0.268	0.292		0.560	No
	Edge 2	0.268		0.362	0.630	No

Note:

- According to KDB 447498 D01 General RF Exposure Guidance, when the simultaneous transmission SAR is less than 1.6 W/kg, SPLSR assessment is not required.
- SPLSR mean is "The SAR to Peak Location Separation Ratio"

Any report having not been signed by authorized approver, or having been altered without authorization, or having not been stamped by the "Dedicated Testing/Inspection Stamp" is deemed to be invalid. Copying or excerpting portion of, or altering the content of the report is not permitted without the written authorization of AGC. The test results presented in the report apply only to the tested sample. Any objections to report issued by AGC should be submitted to AGC within 15 days after the issuance of the test report. Further enquiry of validity or verification of the test report should be addressed to AGC by agc01@agccert.com.

Sum of the SAR for WCDMA Band II & Wi-Fi & BT:

RF Exposure Conditions	Test Position	Simultaneous Transmission Scenario			Σ 1-g SAR (W/kg)	SPLSR (Yes/No)
		WCDMA Band II	2.4GHz Wi-Fi	Bluetooth		
Body-worn	Rear	0.937	0.131		1.068	No
	Front	0.403	0.125		0.528	No
	Edge 2	0.658	0.129		0.787	No
	Rear	0.937		0.209	1.146	No
	Front	0.403		0.209	0.612	No
	Edge 2	0.658		0.209	0.867	No
RF Exposure Conditions	Test Position	Simultaneous Transmission Scenario			Σ 1-g SAR (W/kg)	SPLSR (Yes/No)
		WCDMA Band II	5.2GHz Wi-Fi	5.3GHz Wi-Fi		
Body-worn	Rear	0.937	0.134		1.071	No
	Front	0.403	0.139		0.542	No
	Edge 2	0.658	0.144		0.802	No
	Rear	0.937		0.190	1.127	No
	Front	0.403		0.192	0.595	No
	Edge 2	0.658		0.185	0.843	No
RF Exposure Conditions	Test Position	Simultaneous Transmission Scenario			Σ 1-g SAR (W/kg)	SPLSR (Yes/No)
		WCDMA Band II	5.6GHz Wi-Fi	5.8GHz Wi-Fi		
Body-worn	Rear	0.937	0.198		1.135	No
	Front	0.403	0.254		0.657	No
	Edge 2	0.658	0.292		0.950	No
	Rear	0.937		0.248	1.185	No
	Front	0.403		0.308	0.711	No
	Edge 2	0.658		0.362	1.020	No

Note:

- According to KDB 447498 D01 General RF Exposure Guidance, when the simultaneous transmission SAR is less than 1.6 W/kg, SPLSR assessment is not required.
- SPLSR mean is “The SAR to Peak Location Separation Ratio “

Any report having not been signed by authorized approver, or having been altered without authorization, or having not been stamped by the “Dedicated Testing/Inspection Stamp” is deemed to be invalid. Copying or excerpting portion of, or altering the content of the report is not permitted without the written authorization of AGC. The test results presented in the report apply only to the tested sample. Any objections to report issued by AGC should be submitted to AGC within 15 days after the issuance of the test report. Further enquiry of validity or verification of the test report should be addressed to AGC by agc01@agccert.com.

Sum of the SAR for WCDMA Band V & Wi-Fi & BT:

RF Exposure Conditions	Test Position	Simultaneous Transmission Scenario			Σ 1-g SAR (W/kg)	SPLSR (Yes/No)
		WCDMA Band V	2.4GHz Wi-Fi	Bluetooth		
Body-worn	Rear	0.347	0.131		0.478	No
	Front	0.274	0.125		0.399	No
	Edge 2	0.246	0.129		0.375	No
	Rear	0.347		0.209	0.556	No
	Front	0.274		0.209	0.483	No
	Edge 2	0.246		0.209	0.455	No
RF Exposure Conditions	Test Position	Simultaneous Transmission Scenario			Σ 1-g SAR (W/kg)	SPLSR (Yes/No)
		WCDMA Band V	5.2GHz Wi-Fi	5.3GHz Wi-Fi		
Body-worn	Rear	0.347	0.134		0.481	No
	Front	0.274	0.139		0.413	No
	Edge 2	0.246	0.144		0.390	No
	Rear	0.347		0.190	0.537	No
	Front	0.274		0.192	0.466	No
	Edge 2	0.246		0.185	0.431	No
RF Exposure Conditions	Test Position	Simultaneous Transmission Scenario			Σ 1-g SAR (W/kg)	SPLSR (Yes/No)
		WCDMA Band V	5.6GHz Wi-Fi	5.8GHz Wi-Fi		
Body-worn	Rear	0.347	0.198		0.545	No
	Front	0.274	0.254		0.528	No
	Edge 2	0.246	0.292		0.538	No
	Rear	0.347		0.248	0.595	No
	Front	0.274		0.308	0.582	No
	Edge 2	0.246		0.362	0.608	No

Note:

- According to KDB 447498 D01 General RF Exposure Guidance, when the simultaneous transmission SAR is less than 1.6 W/kg, SPLSR assessment is not required.
- SPLSR mean is “The SAR to Peak Location Separation Ratio “

Any report having not been signed by authorized approver, or having been altered without authorization, or having not been stamped by the “Dedicated Testing/Inspection Stamp” is deemed to be invalid. Copying or excerpting portion of, or altering the content of the report is not permitted without the written authorization of AGC. The test results presented in the report apply only to the tested sample. Any objections to report issued by AGC should be submitted to AGC within 15 days after the issuance of the test report. Further enquiry of validity or verification of the test report should be addressed to AGC by agc01@agccert.com.

Sum of the SAR for LTE Band 2 & Wi-Fi & BT:

RF Exposure Conditions	Test Position	Simultaneous Transmission Scenario			Σ 1-g SAR (W/kg)	SPLSR (Yes/No)
		LTE Band 2	2.4GHz Wi-Fi	Bluetooth		
Body-worn	Rear	0.998	0.131		1.129	No
	Front	0.942	0.125		1.067	No
	Edge 2	1.211	0.129		1.340	No
	Rear	0.998		0.209	1.207	No
	Front	0.942		0.209	1.151	No
	Edge 2	1.211		0.209	1.420	No
RF Exposure Conditions	Test Position	Simultaneous Transmission Scenario			Σ 1-g SAR (W/kg)	SPLSR (Yes/No)
		LTE Band 2	5.2GHz Wi-Fi	5.3GHz Wi-Fi		
Body-worn	Rear	0.998	0.134		1.132	No
	Front	0.942	0.139		1.081	No
	Edge 2	1.211	0.144		1.355	No
	Rear	0.998		0.190	1.188	No
	Front	0.942		0.192	1.134	No
	Edge 2	1.211		0.185	1.396	No
RF Exposure Conditions	Test Position	Simultaneous Transmission Scenario			Σ 1-g SAR (W/kg)	SPLSR (Yes/No)
		LTE Band 2	5.6GHz Wi-Fi	5.8GHz Wi-Fi		
Body-worn	Rear	0.998	0.198		1.196	No
	Front	0.942	0.254		1.196	No
	Edge 2	1.211	0.292		1.503	No
	Rear	0.998		0.248	1.246	No
	Front	0.942		0.308	1.250	No
	Edge 2	1.211		0.362	1.573	No

Note:

- According to KDB 447498 D01 General RF Exposure Guidance, when the simultaneous transmission SAR is less than 1.6 W/kg, SPLSR assessment is not required.
- SPLSR mean is “The SAR to Peak Location Separation Ratio “

Any report having not been signed by authorized approver, or having been altered without authorization, or having not been stamped by the “Dedicated Testing/Inspection Stamp” is deemed to be invalid. Copying or excerpting portion of, or altering the content of the report is not permitted without the written authorization of AGC. The test results presented in the report apply only to the tested sample. Any objections to report issued by AGC should be submitted to AGC within 15 days after the issuance of the test report. Further enquiry of validity or verification of the test report should be addressed to AGC by agc01@agccert.com.

Sum of the SAR for LTE Band 4 & Wi-Fi & BT:

RF Exposure Conditions	Test Position	Simultaneous Transmission Scenario			Σ 1-g SAR (W/kg)	SPLSR (Yes/No)
		LTE Band 4	2.4GHz Wi-Fi	Bluetooth		
Body-worn	Rear	0.445	0.131		0.576	No
	Front	0.454	0.125		0.579	No
	Edge 2	0.774	0.129		0.903	No
	Rear	0.445		0.209	0.654	No
	Front	0.454		0.209	0.663	No
	Edge 2	0.774		0.209	0.983	No
RF Exposure Conditions	Test Position	Simultaneous Transmission Scenario			Σ 1-g SAR (W/kg)	SPLSR (Yes/No)
		LTE Band 4	5.2GHz Wi-Fi	5.3GHz Wi-Fi		
Body-worn	Rear	0.445	0.134		0.579	No
	Front	0.454	0.139		0.593	No
	Edge 2	0.774	0.144		0.918	No
	Rear	0.445		0.190	0.635	No
	Front	0.454		0.192	0.646	No
	Edge 2	0.774		0.185	0.959	No
RF Exposure Conditions	Test Position	Simultaneous Transmission Scenario			Σ 1-g SAR (W/kg)	SPLSR (Yes/No)
		LTE Band 4	5.6GHz Wi-Fi	5.8GHz Wi-Fi		
Body-worn	Rear	0.445	0.198		0.643	No
	Front	0.454	0.254		0.708	No
	Edge 2	0.774	0.292		1.066	No
	Rear	0.445		0.248	0.693	No
	Front	0.454		0.308	0.762	No
	Edge 2	0.774		0.362	1.136	No

Note:

- According to KDB 447498 D01 General RF Exposure Guidance, when the simultaneous transmission SAR is less than 1.6 W/kg, SPLSR assessment is not required.
- SPLSR mean is “The SAR to Peak Location Separation Ratio “

Any report having not been signed by authorized approver, or having been altered without authorization, or having not been stamped by the “Dedicated Testing/Inspection Stamp” is deemed to be invalid. Copying or excerpting portion of, or altering the content of the report is not permitted without the written authorization of AGC. The test results presented in the report apply only to the tested sample. Any objections to report issued by AGC should be submitted to AGC within 15 days after the issuance of the test report. Further enquiry of validity or verification of the test report should be addressed to AGC by agc01@agccert.com.

Sum of the SAR for LTE Band 5 & Wi-Fi & BT:

RF Exposure Conditions	Test Position	Simultaneous Transmission Scenario			Σ 1-g SAR (W/kg)	SPLSR (Yes/No)
		LTE Band 5	2.4GHz Wi-Fi	Bluetooth		
Body-worn	Rear	0.315	0.131		0.446	No
	Front	0.324	0.125		0.449	No
	Edge 2	0.256	0.129		0.385	No
	Rear	0.315		0.209	0.524	No
	Front	0.324		0.209	0.533	No
	Edge 2	0.256		0.209	0.465	No
RF Exposure Conditions	Test Position	Simultaneous Transmission Scenario			Σ 1-g SAR (W/kg)	SPLSR (Yes/No)
		LTE Band 5	5.2GHz Wi-Fi	5.3GHz Wi-Fi		
Body-worn	Rear	0.315	0.134		0.449	No
	Front	0.324	0.139		0.463	No
	Edge 2	0.256	0.144		0.400	No
	Rear	0.315		0.190	0.505	No
	Front	0.324		0.192	0.516	No
	Edge 2	0.256		0.185	0.441	No
RF Exposure Conditions	Test Position	Simultaneous Transmission Scenario			Σ 1-g SAR (W/kg)	SPLSR (Yes/No)
		LTE Band 5	5.6GHz Wi-Fi	5.8GHz Wi-Fi		
Body-worn	Rear	0.315	0.198		0.513	No
	Front	0.324	0.254		0.578	No
	Edge 2	0.256	0.292		0.548	No
	Rear	0.315		0.248	0.563	No
	Front	0.324		0.308	0.632	No
	Edge 2	0.256		0.362	0.618	No

Note:

- According to KDB 447498 D01 General RF Exposure Guidance, when the simultaneous transmission SAR is less than 1.6 W/kg, SPLSR assessment is not required.
- SPLSR mean is “The SAR to Peak Location Separation Ratio “

Any report having not been signed by authorized approver, or having been altered without authorization, or having not been stamped by the “Dedicated Testing/Inspection Stamp” is deemed to be invalid. Copying or excerpting portion of, or altering the content of the report is not permitted without the written authorization of AGC. The test results presented in the report apply only to the tested sample. Any objections to report issued by AGC should be submitted to AGC within 15 days after the issuance of the test report. Further enquiry of validity or verification of the test report should be addressed to AGC by agc01@agccert.com.

Sum of the SAR for LTE Band 7 & Wi-Fi & BT:

RF Exposure Conditions	Test Position	Simultaneous Transmission Scenario			Σ 1-g SAR (W/kg)	SPLSR (Yes/No)
		LTE Band 7	2.4GHz Wi-Fi	Bluetooth		
Body-worn	Rear	0.999	0.131		1.130	No
	Front	0.835	0.125		0.960	No
	Edge 2	0.726	0.129		0.855	No
	Rear	0.999		0.209	1.208	No
	Front	0.835		0.209	1.044	No
	Edge 2	0.726		0.209	0.935	No
RF Exposure Conditions	Test Position	Simultaneous Transmission Scenario			Σ 1-g SAR (W/kg)	SPLSR (Yes/No)
		LTE Band 7	5.2GHz Wi-Fi	5.3GHz Wi-Fi		
Body-worn	Rear	0.999	0.134		1.133	No
	Front	0.835	0.139		0.974	No
	Edge 2	0.726	0.144		0.870	No
	Rear	0.999		0.190	1.189	No
	Front	0.835		0.192	1.027	No
	Edge 2	0.726		0.185	0.911	No
RF Exposure Conditions	Test Position	Simultaneous Transmission Scenario			Σ 1-g SAR (W/kg)	SPLSR (Yes/No)
		LTE Band 7	5.6GHz Wi-Fi	5.8GHz Wi-Fi		
Body-worn	Rear	0.999	0.198		1.197	No
	Front	0.835	0.254		1.089	No
	Edge 2	0.726	0.292		1.018	No
	Rear	0.999		0.248	1.247	No
	Front	0.835		0.308	1.143	No
	Edge 2	0.726		0.362	1.088	No

Note:

- According to KDB 447498 D01 General RF Exposure Guidance, when the simultaneous transmission SAR is less than 1.6 W/kg, SPLSR assessment is not required.
- SPLSR mean is "The SAR to Peak Location Separation Ratio"

Any report having not been signed by authorized approver, or having been altered without authorization, or having not been stamped by the "Dedicated Testing/Inspection Stamp" is deemed to be invalid. Copying or excerpting portion of, or altering the content of the report is not permitted without the written authorization of AGC. The test results presented in the report apply only to the tested sample. Any objections to report issued by AGC should be submitted to AGC within 15 days after the issuance of the test report. Further enquiry of validity or verification of the test report should be addressed to AGC by agc01@agccert.com.

Sum of the SAR for LTE Band 12 & Wi-Fi & BT:

RF Exposure Conditions	Test Position	Simultaneous Transmission Scenario			Σ 1-g SAR (W/kg)	SPLSR (Yes/No)
		LTE Band 12	2.4GHz Wi-Fi	Bluetooth		
Body-worn	Rear	0.204	0.131		0.335	No
	Front	0.233	0.125		0.358	No
	Edge 2	0.218	0.129		0.347	No
	Rear	0.204		0.209	0.413	No
	Front	0.233		0.209	0.442	No
	Edge 2	0.218		0.209	0.427	No
RF Exposure Conditions	Test Position	Simultaneous Transmission Scenario			Σ 1-g SAR (W/kg)	SPLSR (Yes/No)
		LTE Band 12	5.2GHz Wi-Fi	5.3GHz Wi-Fi		
Body-worn	Rear	0.204	0.134		0.338	No
	Front	0.233	0.139		0.372	No
	Edge 2	0.218	0.144		0.362	No
	Rear	0.204		0.190	0.394	No
	Front	0.233		0.192	0.425	No
	Edge 2	0.218		0.185	0.403	No
RF Exposure Conditions	Test Position	Simultaneous Transmission Scenario			Σ 1-g SAR (W/kg)	SPLSR (Yes/No)
		LTE Band 12	5.6GHz Wi-Fi	5.8GHz Wi-Fi		
Body-worn	Rear	0.204	0.198		0.402	No
	Front	0.233	0.254		0.487	No
	Edge 2	0.218	0.292		0.510	No
	Rear	0.204		0.248	0.452	No
	Front	0.233		0.308	0.541	No
	Edge 2	0.218		0.362	0.580	No

Note:

- According to KDB 447498 D01 General RF Exposure Guidance, when the simultaneous transmission SAR is less than 1.6 W/kg, SPLSR assessment is not required.
- SPLSR mean is “The SAR to Peak Location Separation Ratio “

Any report having not been signed by authorized approver, or having been altered without authorization, or having not been stamped by the “Dedicated Testing/Inspection Stamp” is deemed to be invalid. Copying or excerpting portion of, or altering the content of the report is not permitted without the written authorization of AGC. The test results presented in the report apply only to the tested sample. Any objections to report issued by AGC should be submitted to AGC within 15 days after the issuance of the test report. Further enquiry of validity or verification of the test report should be addressed to AGC by agc01@agccert.com.

Sum of the SAR for LTE Band 13 & Wi-Fi & BT:

RF Exposure Conditions	Test Position	Simultaneous Transmission Scenario			Σ 1-g SAR (W/kg)	SPLSR (Yes/No)
		LTE Band 13	2.4GHz Wi-Fi	Bluetooth		
Body-worn	Rear	0.095	0.131		0.226	No
	Front	0.105	0.125		0.230	No
	Edge 2	0.108	0.129		0.237	No
	Rear	0.095		0.209	0.304	No
	Front	0.105		0.209	0.314	No
	Edge 2	0.108		0.209	0.317	No
RF Exposure Conditions	Test Position	Simultaneous Transmission Scenario			Σ 1-g SAR (W/kg)	SPLSR (Yes/No)
		LTE Band 13	5.2GHz Wi-Fi	5.3GHz Wi-Fi		
Body-worn	Rear	0.095	0.134		0.229	No
	Front	0.105	0.139		0.244	No
	Edge 2	0.108	0.144		0.252	No
	Rear	0.095		0.190	0.285	No
	Front	0.105		0.192	0.297	No
	Edge 2	0.108		0.185	0.293	No
RF Exposure Conditions	Test Position	Simultaneous Transmission Scenario			Σ 1-g SAR (W/kg)	SPLSR (Yes/No)
		LTE Band 13	5.6GHz Wi-Fi	5.8GHz Wi-Fi		
Body-worn	Rear	0.095	0.198		0.293	No
	Front	0.105	0.254		0.359	No
	Edge 2	0.108	0.292		0.400	No
	Rear	0.095		0.248	0.343	No
	Front	0.105		0.308	0.413	No
	Edge 2	0.108		0.362	0.470	No

Note:

- According to KDB 447498 D01 General RF Exposure Guidance, when the simultaneous transmission SAR is less than 1.6 W/kg, SPLSR assessment is not required.
- SPLSR mean is “The SAR to Peak Location Separation Ratio “

Any report having not been signed by authorized approver, or having been altered without authorization, or having not been stamped by the “Dedicated Testing/Inspection Stamp” is deemed to be invalid. Copying or excerpting portion of, or altering the content of the report is not permitted without the written authorization of AGC. The test results presented in the report apply only to the tested sample. Any objections to report issued by AGC should be submitted to AGC within 15 days after the issuance of the test report. Further enquiry of validity or verification of the test report should be addressed to AGC by agc01@agccert.com.

Sum of the SAR for LTE Band 17 & Wi-Fi & BT:

RF Exposure Conditions	Test Position	Simultaneous Transmission Scenario			Σ 1-g SAR (W/kg)	SPLSR (Yes/No)
		LTE Band 17	2.4GHz Wi-Fi	Bluetooth		
Body-worn	Rear	0.205	0.131		0.336	No
	Front	0.247	0.125		0.372	No
	Edge 2	0.230	0.129		0.359	No
	Rear	0.205		0.209	0.414	No
	Front	0.247		0.209	0.456	No
	Edge 2	0.230		0.209	0.439	No
RF Exposure Conditions	Test Position	Simultaneous Transmission Scenario			Σ 1-g SAR (W/kg)	SPLSR (Yes/No)
		LTE Band 17	5.2GHz Wi-Fi	5.3GHz Wi-Fi		
Body-worn	Rear	0.205	0.134		0.339	No
	Front	0.247	0.139		0.386	No
	Edge 2	0.230	0.144		0.374	No
	Rear	0.205		0.190	0.395	No
	Front	0.247		0.192	0.439	No
	Edge 2	0.230		0.185	0.415	No
RF Exposure Conditions	Test Position	Simultaneous Transmission Scenario			Σ 1-g SAR (W/kg)	SPLSR (Yes/No)
		LTE Band 17	5.6GHz Wi-Fi	5.8GHz Wi-Fi		
Body-worn	Rear	0.205	0.198		0.403	No
	Front	0.247	0.254		0.501	No
	Edge 2	0.230	0.292		0.522	No
	Rear	0.205		0.248	0.453	No
	Front	0.247		0.308	0.555	No
	Edge 2	0.230		0.362	0.592	No

Note:

- According to KDB 447498 D01 General RF Exposure Guidance, when the simultaneous transmission SAR is less than 1.6 W/kg, SPLSR assessment is not required.
- SPLSR mean is “The SAR to Peak Location Separation Ratio “

Any report having not been signed by authorized approver, or having been altered without authorization, or having not been stamped by the “Dedicated Testing/Inspection Stamp” is deemed to be invalid. Copying or excerpting portion of, or altering the content of the report is not permitted without the written authorization of AGC. The test results presented in the report apply only to the tested sample. Any objections to report issued by AGC should be submitted to AGC within 15 days after the issuance of the test report. Further enquiry of validity or verification of the test report should be addressed to AGC by agc01@agccert.com.

Sum of the SAR for LTE Band 25 & Wi-Fi & BT:

RF Exposure Conditions	Test Position	Simultaneous Transmission Scenario			Σ 1-g SAR (W/kg)	SPLSR (Yes/No)
		LTE Band 25	2.4GHz Wi-Fi	Bluetooth		
Body-worn	Rear	0.716	0.131		0.847	No
	Front	0.540	0.125		0.665	No
	Edge 2	0.796	0.129		0.925	No
	Rear	0.716		0.209	0.925	No
	Front	0.540		0.209	0.749	No
	Edge 2	0.796		0.209	1.005	No
RF Exposure Conditions	Test Position	Simultaneous Transmission Scenario			Σ 1-g SAR (W/kg)	SPLSR (Yes/No)
		LTE Band 25	5.2GHz Wi-Fi	5.3GHz Wi-Fi		
Body-worn	Rear	0.716	0.134		0.850	No
	Front	0.540	0.139		0.679	No
	Edge 2	0.796	0.144		0.940	No
	Rear	0.716		0.190	0.906	No
	Front	0.540		0.192	0.732	No
	Edge 2	0.796		0.185	0.981	No
RF Exposure Conditions	Test Position	Simultaneous Transmission Scenario			Σ 1-g SAR (W/kg)	SPLSR (Yes/No)
		LTE Band 25	5.6GHz Wi-Fi	5.8GHz Wi-Fi		
Body-worn	Rear	0.716	0.198		0.914	No
	Front	0.540	0.254		0.794	No
	Edge 2	0.796	0.292		1.088	No
	Rear	0.716		0.248	0.964	No
	Front	0.540		0.308	0.848	No
	Edge 2	0.796		0.362	1.158	No

Note:

- According to KDB 447498 D01 General RF Exposure Guidance, when the simultaneous transmission SAR is less than 1.6 W/kg, SPLSR assessment is not required.
- SPLSR mean is “The SAR to Peak Location Separation Ratio “

Any report having not been signed by authorized approver, or having been altered without authorization, or having not been stamped by the “Dedicated Testing/Inspection Stamp” is deemed to be invalid. Copying or excerpting portion of, or altering the content of the report is not permitted without the written authorization of AGC. The test results presented in the report apply only to the tested sample. Any objections to report issued by AGC should be submitted to AGC within 15 days after the issuance of the test report. Further enquiry of validity or verification of the test report should be addressed to AGC by agc01@agccert.com.

Sum of the SAR for LTE Band 26a & Wi-Fi & BT:

RF Exposure Conditions	Test Position	Simultaneous Transmission Scenario			Σ 1-g SAR (W/kg)	SPLSR (Yes/No)
		LTE Band 26a	2.4GHz Wi-Fi	Bluetooth		
Body-worn	Rear	0.296	0.131		0.427	No
	Front	0.273	0.125		0.398	No
	Edge 2	0.211	0.129		0.340	No
	Rear	0.296		0.209	0.505	No
	Front	0.273		0.209	0.482	No
	Edge 2	0.211		0.209	0.420	No
RF Exposure Conditions	Test Position	Simultaneous Transmission Scenario			Σ 1-g SAR (W/kg)	SPLSR (Yes/No)
		LTE Band 26a	5.2GHz Wi-Fi	5.3GHz Wi-Fi		
Body-worn	Rear	0.296	0.134		0.430	No
	Front	0.273	0.139		0.412	No
	Edge 2	0.211	0.144		0.355	No
	Rear	0.296		0.190	0.486	No
	Front	0.273		0.192	0.465	No
	Edge 2	0.211		0.185	0.396	No
RF Exposure Conditions	Test Position	Simultaneous Transmission Scenario			Σ 1-g SAR (W/kg)	SPLSR (Yes/No)
		LTE Band 26a	5.6GHz Wi-Fi	5.8GHz Wi-Fi		
Body-worn	Rear	0.296	0.198		0.494	No
	Front	0.273	0.254		0.527	No
	Edge 2	0.211	0.292		0.503	No
	Rear	0.296		0.248	0.544	No
	Front	0.273		0.308	0.581	No
	Edge 2	0.211		0.362	0.573	No

Note:

- According to KDB 447498 D01 General RF Exposure Guidance, when the simultaneous transmission SAR is less than 1.6 W/kg, SPLSR assessment is not required.
- SPLSR mean is "The SAR to Peak Location Separation Ratio"

Any report having not been signed by authorized approver, or having been altered without authorization, or having not been stamped by the "Dedicated Testing/Inspection Stamp" is deemed to be invalid. Copying or excerpting portion of, or altering the content of the report is not permitted without the written authorization of AGC. The test results presented in the report apply only to the tested sample. Any objections to report issued by AGC should be submitted to AGC within 15 days after the issuance of the test report. Further enquiry of validity or verification of the test report should be addressed to AGC by agc01@agccert.com.

Sum of the SAR for LTE Band 26b & Wi-Fi & BT:

RF Exposure Conditions	Test Position	Simultaneous Transmission Scenario			Σ 1-g SAR (W/kg)	SPLSR (Yes/No)
		LTE Band 26b	2.4GHz Wi-Fi	Bluetooth		
Body-worn	Rear	0.300	0.131		0.431	No
	Front	0.288	0.125		0.413	No
	Edge 2	0.245	0.129		0.374	No
	Rear	0.300		0.209	0.509	No
	Front	0.288		0.209	0.497	No
	Edge 2	0.245		0.209	0.454	No
RF Exposure Conditions	Test Position	Simultaneous Transmission Scenario			Σ 1-g SAR (W/kg)	SPLSR (Yes/No)
		LTE Band 26b	5.2GHz Wi-Fi	5.3GHz Wi-Fi		
Body-worn	Rear	0.300	0.134		0.434	No
	Front	0.288	0.139		0.427	No
	Edge 2	0.245	0.144		0.389	No
	Rear	0.300		0.190	0.490	No
	Front	0.288		0.192	0.480	No
	Edge 2	0.245		0.185	0.430	No
RF Exposure Conditions	Test Position	Simultaneous Transmission Scenario			Σ 1-g SAR (W/kg)	SPLSR (Yes/No)
		LTE Band 26b	5.6GHz Wi-Fi	5.8GHz Wi-Fi		
Body-worn	Rear	0.300	0.198		0.498	No
	Front	0.288	0.254		0.542	No
	Edge 2	0.245	0.292		0.537	No
	Rear	0.300		0.248	0.548	No
	Front	0.288		0.308	0.596	No
	Edge 2	0.245		0.362	0.607	No

Note:

- According to KDB 447498 D01 General RF Exposure Guidance, when the simultaneous transmission SAR is less than 1.6 W/kg, SPLSR assessment is not required.
- SPLSR mean is "The SAR to Peak Location Separation Ratio"

Any report having not been signed by authorized approver, or having been altered without authorization, or having not been stamped by the "Dedicated Testing/Inspection Stamp" is deemed to be invalid. Copying or excerpting portion of, or altering the content of the report is not permitted without the written authorization of AGC. The test results presented in the report apply only to the tested sample. Any objections to report issued by AGC should be submitted to AGC within 15 days after the issuance of the test report. Further enquiry of validity or verification of the test report should be addressed to AGC by agc01@agccert.com.

Sum of the SAR for LTE Band 38 & Wi-Fi & BT:

RF Exposure Conditions	Test Position	Simultaneous Transmission Scenario			Σ 1-g SAR (W/kg)	SPLSR (Yes/No)
		LTE Band 38	2.4GHz Wi-Fi	Bluetooth		
Body-worn	Rear	0.349	0.131		0.480	No
	Front	0.304	0.125		0.429	No
	Edge 2	0.371	0.129		0.500	No
	Rear	0.349		0.209	0.558	No
	Front	0.304		0.209	0.513	No
	Edge 2	0.371		0.209	0.580	No
RF Exposure Conditions	Test Position	Simultaneous Transmission Scenario			Σ 1-g SAR (W/kg)	SPLSR (Yes/No)
		LTE Band 38	5.2GHz Wi-Fi	5.3GHz Wi-Fi		
Body-worn	Rear	0.349	0.134		0.483	No
	Front	0.304	0.139		0.443	No
	Edge 2	0.371	0.144		0.515	No
	Rear	0.349		0.190	0.539	No
	Front	0.304		0.192	0.496	No
	Edge 2	0.371		0.185	0.556	No
RF Exposure Conditions	Test Position	Simultaneous Transmission Scenario			Σ 1-g SAR (W/kg)	SPLSR (Yes/No)
		LTE Band 38	5.6GHz Wi-Fi	5.8GHz Wi-Fi		
Body-worn	Rear	0.349	0.198		0.547	No
	Front	0.304	0.254		0.558	No
	Edge 2	0.371	0.292		0.663	No
	Rear	0.349		0.248	0.597	No
	Front	0.304		0.308	0.612	No
	Edge 2	0.371		0.362	0.733	No

Note:

- According to KDB 447498 D01 General RF Exposure Guidance, when the simultaneous transmission SAR is less than 1.6 W/kg, SPLSR assessment is not required.
- SPLSR mean is “The SAR to Peak Location Separation Ratio “

Any report having not been signed by authorized approver, or having been altered without authorization, or having not been stamped by the “Dedicated Testing/Inspection Stamp” is deemed to be invalid. Copying or excerpting portion of, or altering the content of the report is not permitted without the written authorization of AGC. The test results presented in the report apply only to the tested sample. Any objections to report issued by AGC should be submitted to AGC within 15 days after the issuance of the test report. Further enquiry of validity or verification of the test report should be addressed to AGC by agc01@agccert.com.

Sum of the SAR for LTE Band 40-Lower Side & Wi-Fi & BT:

RF Exposure Conditions	Test Position	Simultaneous Transmission Scenario			Σ 1-g SAR (W/kg)	SPLSR (Yes/No)
		LTE Band 40-Lower Side	2.4GHz Wi-Fi	Bluetooth		
Body-worn	Rear	0.280	0.131		0.411	No
	Front	0.207	0.125		0.332	No
	Edge 2	0.282	0.129		0.411	No
	Rear	0.280		0.209	0.489	No
	Front	0.207		0.209	0.416	No
	Edge 2	0.282		0.209	0.491	No
RF Exposure Conditions	Test Position	Simultaneous Transmission Scenario			Σ 1-g SAR (W/kg)	SPLSR (Yes/No)
		LTE Band 40-Lower Side	5.2GHz Wi-Fi	5.3GHz Wi-Fi		
Body-worn	Rear	0.280	0.134		0.414	No
	Front	0.207	0.139		0.346	No
	Edge 2	0.282	0.144		0.426	No
	Rear	0.280		0.190	0.470	No
	Front	0.207		0.192	0.399	No
	Edge 2	0.282		0.185	0.467	No
RF Exposure Conditions	Test Position	Simultaneous Transmission Scenario			Σ 1-g SAR (W/kg)	SPLSR (Yes/No)
		LTE Band 40-Lower Side	5.6GHz Wi-Fi	5.8GHz Wi-Fi		
Body-worn	Rear	0.280	0.198		0.478	No
	Front	0.207	0.254		0.461	No
	Edge 2	0.282	0.292		0.574	No
	Rear	0.280		0.248	0.528	No
	Front	0.207		0.308	0.515	No
	Edge 2	0.282		0.362	0.644	No

Note:

- According to KDB 447498 D01 General RF Exposure Guidance, when the simultaneous transmission SAR is less than 1.6 W/kg, SPLSR assessment is not required.
- SPLSR mean is "The SAR to Peak Location Separation Ratio"

Any report having not been signed by authorized approver, or having been altered without authorization, or having not been stamped by the "Dedicated Testing/Inspection Stamp" is deemed to be invalid. Copying or excerpting portion of, or altering the content of the report is not permitted without the written authorization of AGC. The test results presented in the report apply only to the tested sample. Any objections to report issued by AGC should be submitted to AGC within 15 days after the issuance of the test report. Further enquiry of validity or verification of the test report should be addressed to AGC by agc01@agccert.com.

Sum of the SAR for LTE Band 40-Upper Side &Wi-Fi & BT:

RF Exposure Conditions	Test Position	Simultaneous Transmission Scenario			Σ 1-g SAR (W/kg)	SPLSR (Yes/No)
		LTE Band 40-Upper Side	2.4GHz WI-Fi	Bluetooth		
Body-worn	Rear	0.261	0.131		0.392	No
	Front	0.221	0.125		0.346	No
	Edge 2	0.311	0.129		0.440	No
	Rear	0.261		0.209	0.470	No
	Front	0.221		0.209	0.430	No
	Edge 2	0.311		0.209	0.520	No
RF Exposure Conditions	Test Position	Simultaneous Transmission Scenario			Σ 1-g SAR (W/kg)	SPLSR (Yes/No)
		LTE Band 40-Upper Side	5.2GHz WI-Fi	5.3GHz WI-Fi		
Body-worn	Rear	0.261	0.134		0.395	No
	Front	0.221	0.139		0.360	No
	Edge 2	0.311	0.144		0.455	No
	Rear	0.261		0.190	0.451	No
	Front	0.221		0.192	0.413	No
	Edge 2	0.311		0.185	0.496	No
RF Exposure Conditions	Test Position	Simultaneous Transmission Scenario			Σ 1-g SAR (W/kg)	SPLSR (Yes/No)
		LTE Band 40-Upper Side	5.6GHz WI-Fi	5.8GHz WI-Fi		
Body-worn	Rear	0.261	0.198		0.459	No
	Front	0.221	0.254		0.475	No
	Edge 2	0.311	0.292		0.603	No
	Rear	0.261		0.248	0.509	No
	Front	0.221		0.308	0.529	No
	Edge 2	0.311		0.362	0.673	No

Note:

- According to KDB 447498 D01 General RF Exposure Guidance, when the simultaneous transmission SAR is less than 1.6 W/kg, SPLSR assessment is not required.
- SPLSR mean is “The SAR to Peak Location Separation Ratio “

Any report having not been signed by authorized approver, or having been altered without authorization, or having not been stamped by the “Dedicated Testing/Inspection Stamp” is deemed to be invalid. Copying or excerpting portion of, or altering the content of the report is not permitted without the written authorization of AGC. The test results presented in the report apply only to the tested sample. Any objections to report issued by AGC should be submitted to AGC within 15days after the issuance of the test report. Further enquiry of validity or verification of the test report should be addressed to AGC by agc01@agccert.com.

Sum of the SAR for LTE Band 41 & Wi-Fi & BT:

RF Exposure Conditions	Test Position	Simultaneous Transmission Scenario			Σ 1-g SAR (W/kg)	SPLSR (Yes/No)
		LTE Band 41	2.4GHz Wi-Fi	Bluetooth		
Body-worn	Rear	0.354	0.131		0.485	No
	Front	0.308	0.125		0.433	No
	Edge 2	0.420	0.129		0.549	No
	Rear	0.354		0.209	0.563	No
	Front	0.308		0.209	0.517	No
	Edge 2	0.420		0.209	0.629	No
RF Exposure Conditions	Test Position	Simultaneous Transmission Scenario			Σ 1-g SAR (W/kg)	SPLSR (Yes/No)
		LTE Band 41	5.2GHz Wi-Fi	5.3GHz Wi-Fi		
Body-worn	Rear	0.354	0.134		0.488	No
	Front	0.308	0.139		0.447	No
	Edge 2	0.420	0.144		0.564	No
	Rear	0.354		0.190	0.544	No
	Front	0.308		0.192	0.500	No
	Edge 2	0.420		0.185	0.605	No
RF Exposure Conditions	Test Position	Simultaneous Transmission Scenario			Σ 1-g SAR (W/kg)	SPLSR (Yes/No)
		LTE Band 41	5.6GHz Wi-Fi	5.8GHz Wi-Fi		
Body-worn	Rear	0.354	0.198		0.552	No
	Front	0.308	0.254		0.562	No
	Edge 2	0.420	0.292		0.712	No
	Rear	0.354		0.248	0.602	No
	Front	0.308		0.308	0.616	No
	Edge 2	0.420		0.362	0.782	No

Note:

- According to KDB 447498 D01 General RF Exposure Guidance, when the simultaneous transmission SAR is less than 1.6 W/kg, SPLSR assessment is not required.
- SPLSR mean is "The SAR to Peak Location Separation Ratio"

Any report having not been signed by authorized approver, or having been altered without authorization, or having not been stamped by the "Dedicated Testing/Inspection Stamp" is deemed to be invalid. Copying or excerpting portion of, or altering the content of the report is not permitted without the written authorization of AGC. The test results presented in the report apply only to the tested sample. Any objections to report issued by AGC should be submitted to AGC within 15 days after the issuance of the test report. Further enquiry of validity or verification of the test report should be addressed to AGC by agc01@agccert.com.

Sum of the SAR for LTE Band 66 & Wi-Fi & BT:

RF Exposure Conditions	Test Position	Simultaneous Transmission Scenario			Σ 1-g SAR (W/kg)	SPLSR (Yes/No)
		LTE Band 66	2.4GHz Wi-Fi	Bluetooth		
Body-worn	Rear	0.597	0.131		0.728	No
	Front	0.491	0.125		0.616	No
	Edge 2	1.078	0.129		1.207	No
	Rear	0.597		0.209	0.806	No
	Front	0.491		0.209	0.700	No
	Edge 2	1.078		0.209	1.287	No
RF Exposure Conditions	Test Position	Simultaneous Transmission Scenario			Σ 1-g SAR (W/kg)	SPLSR (Yes/No)
		LTE Band 66	5.2GHz Wi-Fi	5.3GHz Wi-Fi		
Body-worn	Rear	0.597	0.134		0.731	No
	Front	0.491	0.139		0.630	No
	Edge 2	1.078	0.144		1.222	No
	Rear	0.597		0.190	0.787	No
	Front	0.491		0.192	0.683	No
	Edge 2	1.078		0.185	1.263	No
RF Exposure Conditions	Test Position	Simultaneous Transmission Scenario			Σ 1-g SAR (W/kg)	SPLSR (Yes/No)
		LTE Band 66	5.6GHz Wi-Fi	5.8GHz Wi-Fi		
Body-worn	Rear	0.597	0.198		0.795	No
	Front	0.491	0.254		0.745	No
	Edge 2	1.078	0.292		1.370	No
	Rear	0.597		0.248	0.845	No
	Front	0.491		0.308	0.799	No
	Edge 2	1.078		0.362	1.440	No

Note:

- According to KDB 447498 D01 General RF Exposure Guidance, when the simultaneous transmission SAR is less than 1.6 W/kg, SPLSR assessment is not required.
- SPLSR mean is “The SAR to Peak Location Separation Ratio “

Any report having not been signed by authorized approver, or having been altered without authorization, or having not been stamped by the “Dedicated Testing/Inspection Stamp” is deemed to be invalid. Copying or excerpting portion of, or altering the content of the report is not permitted without the written authorization of AGC. The test results presented in the report apply only to the tested sample. Any objections to report issued by AGC should be submitted to AGC within 15 days after the issuance of the test report. Further enquiry of validity or verification of the test report should be addressed to AGC by agc01@agccert.com.

APPENDIX A. SAR SYSTEM CHECK DATA

Test Laboratory: AGC Lab

Date: Apr. 13, 2025

System Check Head 750 MHz

DUT: Dipole 750 MHz Type: SID 750

Communication System CW; Communication System Band: D750 (750.0 MHz); Duty Cycle: 1:1; Conv.F=2.04

Frequency: 750 MHz; Medium parameters used: $f = 750$ MHz; $\sigma = 0.87$ mho/m; $\epsilon_r = 42.18$; $\rho = 1000$ kg/m³ ;

Phantom section: Flat Section; Input Power=18dBm

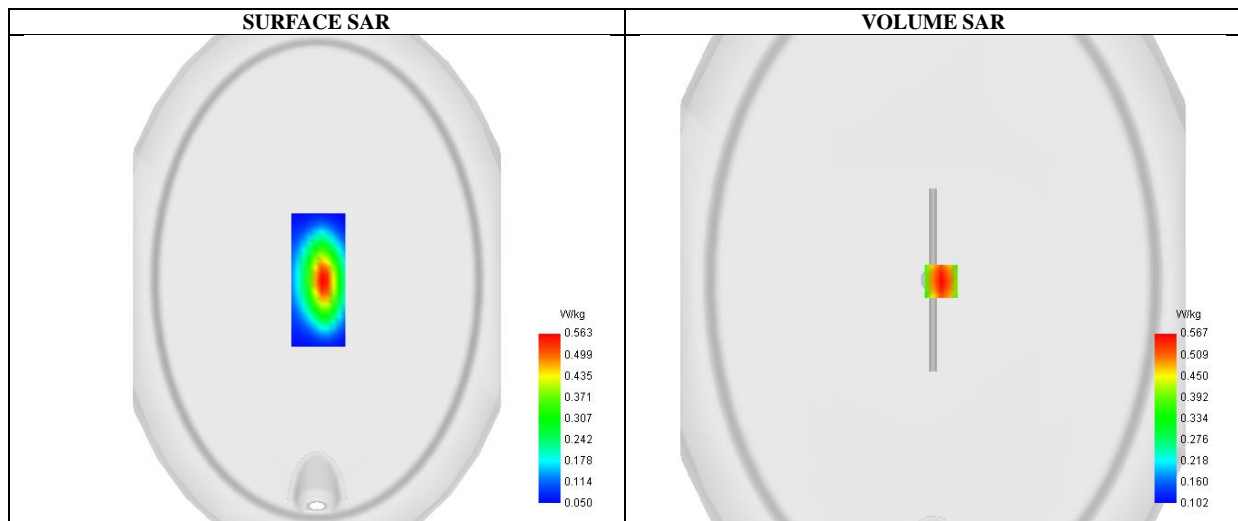
Ambient temperature (°C):20.9, Liquid temperature (°C): 20.8

SATIMO Configuration:

- Probe: SSE2; Calibrated: Apr. 30, 2024; Serial No.: 2023-EPGO-414
- Sensor-Surface: 4mm (Mechanical Surface Detection)
- Phantom: ELLI39 Phantom
- Measurement SW: OpenSAR V4_02_35

Configuration/System Check 750MHz Head/Area Scan: Measurement grid: dx=8mm, dy=8mm

Configuration/System Check 750MHz Head/Zoom Scan: Measurement grid: dx=8mm,dy=8mm, dz=5mm



Maximum location: X=8.00, Y=-1.00 ; SAR Peak: 0.75 W/kg

SAR 10g (W/Kg)	0.371
SAR 1g (W/Kg)	0.543
Variation (%)	-5.260
Horizontal validation criteria: minimum distance (mm)	-1.000000
Vertical validation criteria: SAR ratio M2/M1 (%)	70.934069

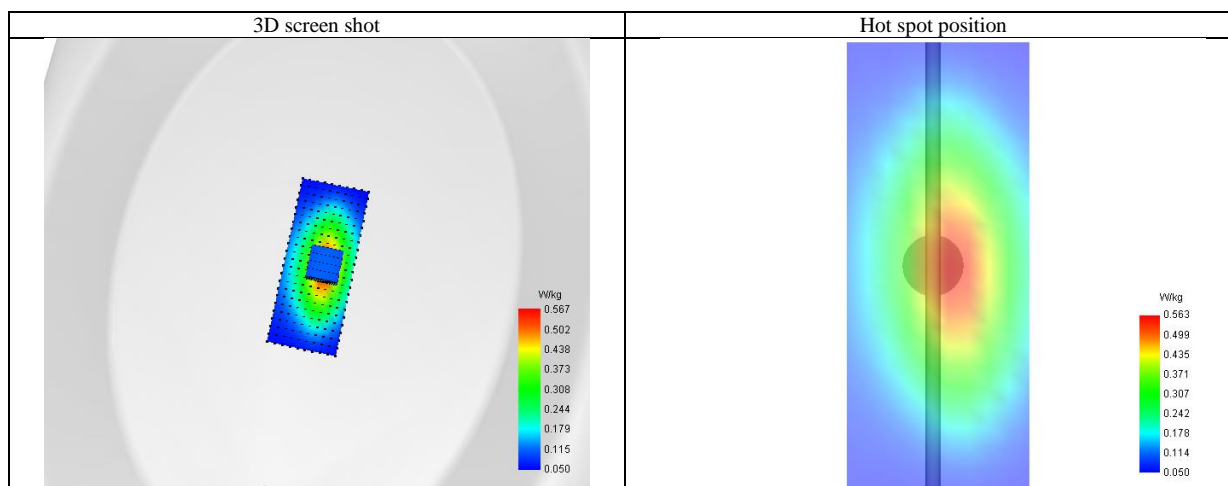
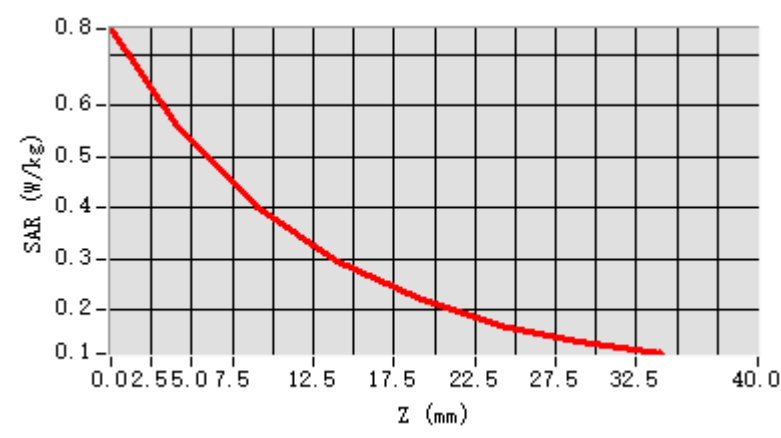
Any report having not been signed by authorized approver, or having been altered without authorization, or having not been stamped by the “Dedicated Testing/Inspection Stamp” is deemed to be invalid. Copying or excerpting portion of, or altering the content of the report is not permitted without the written authorization of AGC. The test results presented in the report apply only to the tested sample. Any objections to report issued by AGC should be submitted to AGC within 15days after the issuance of the test report. Further enquiry of validity or verification of the test report should be addressed to AGC by agc01@agccert.com.

Attestation of Global Compliance(Shenzhen)Co., Ltd

Attestation of Global Compliance(Shenzhen)Std & Tech Co., Ltd

Tel: +86-755 2523 4088 E-mail: agc@agccert.com Web: <http://www.agccert.com/>

Z (mm)	0.00	4.00	9.00	14.00	19.00	24.00	29.00
SAR (W/Kg)	0.751	0.567	0.402	0.295	0.222	0.170	0.138



Any report having not been signed by authorized approver, or having been altered without authorization, or having not been stamped by the “Dedicated Testing/Inspection Stamp” is deemed to be invalid. Copying or excerpting portion of, or altering the content of the report is not permitted without the written authorization of AGC. The test results presented in the report apply only to the tested sample. Any objections to report issued by AGC should be submitted to AGC within 15days after the issuance of the test report. Further enquiry of validity or verification of the test report should be addressed to AGC by agc01@agccert.com.

Test Laboratory: AGC Lab
System Check Head 835 MHz
DUT: Dipole 835 MHz Type: SID 835

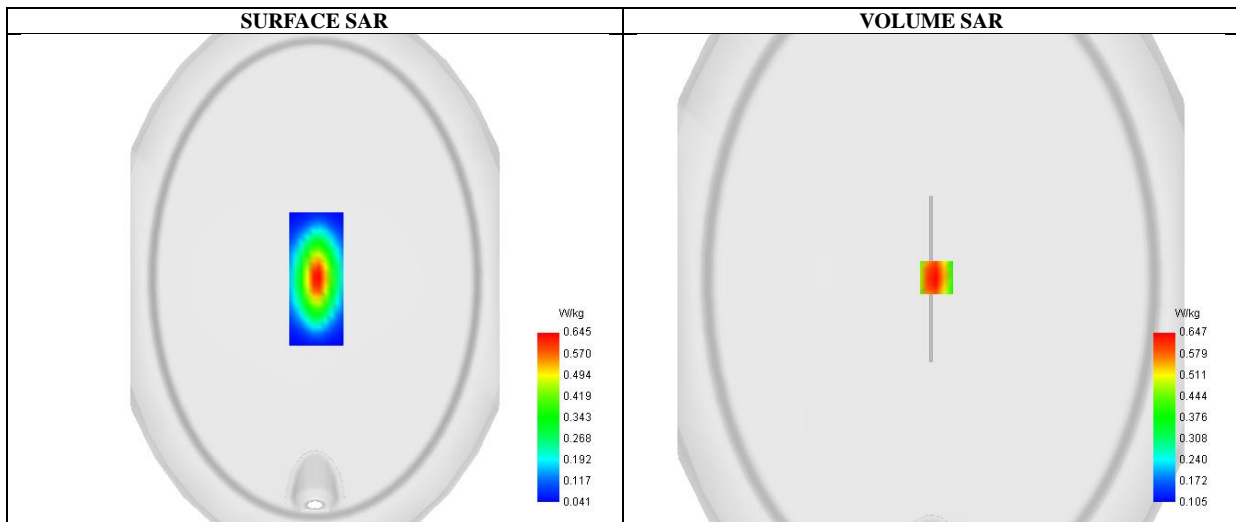
Date: Apr. 14, 2025

Communication System CW; Communication System Band: D835 (835.0 MHz); Duty Cycle: 1:1; Conv.F=1.89
Frequency: 835 MHz; Medium parameters used: $f = 835 \text{ MHz}$; $\sigma = 0.93 \text{ mho/m}$; $\epsilon_r = 42.21$; $\rho = 1000 \text{ kg/m}^3$;
Phantom section: Flat Section; Input Power=18dBm
Ambient temperature (°C):21.2, Liquid temperature (°C): 20.9

SATIMO Configuration:

- Probe: SSE2; Calibrated: Apr. 30, 2024; Serial No.: 2023-EPGO-414
- Sensor-Surface: 4mm (Mechanical Surface Detection)
- Phantom: ELLI39 Phantom
- Measurement SW: OpenSAR V4_02_35

Configuration/System Check 835MHz Head/Area Scan: Measurement grid: dx=8mm, dy=8mm
Configuration/System Check 835MHz Head/Zoom Scan: Measurement grid: dx=8mm,dy=8mm, dz=5mm



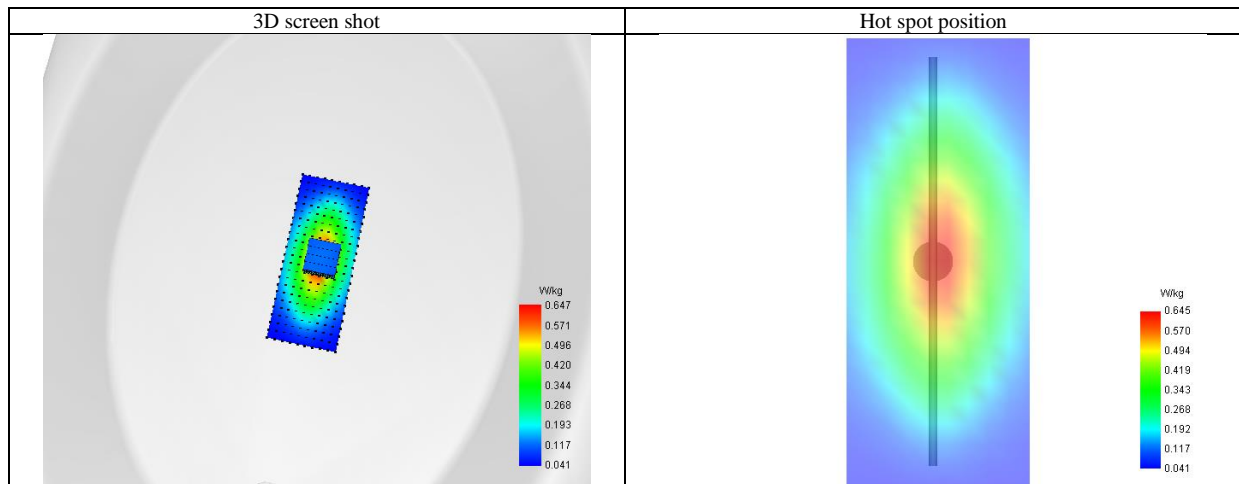
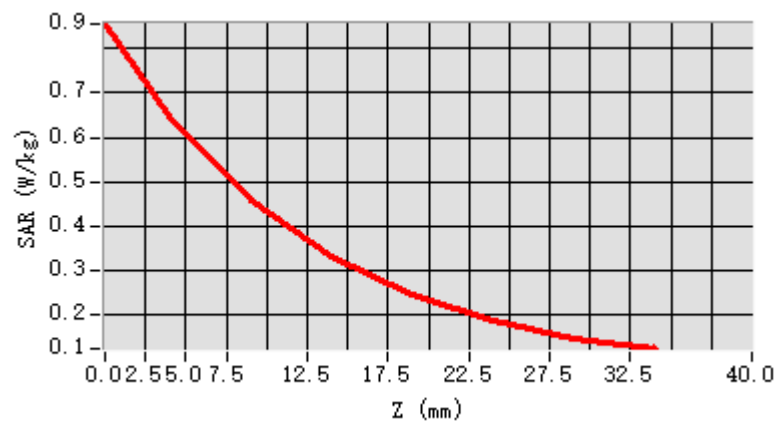
Maximum location: X=5.00, Y=1.00 ; SAR Peak: 0.86 W/kg

SAR 10g (W/Kg)	0.421
SAR 1g (W/Kg)	0.625
Variation (%)	-1.480
Horizontal validation criteria: minimum distance (mm)	22.627417
Vertical validation criteria: SAR ratio M2/M1 (%)	70.955700

Any report having not been signed by authorized approver, or having been altered without authorization, or having not been stamped by the “Dedicated Testing/Inspection Stamp” is deemed to be invalid. Copying or excerpting portion of, or altering the content of the report is not permitted without the written authorization of AGC. The test results presented in the report apply only to the tested sample. Any objections to report issued by AGC should be submitted to AGC within 15days after the issuance of the test report. Further enquiry of validity or verification of the test report should be addressed to AGC by agc01@agccert.com.

Attestation of Global Compliance(Shenzhen)Co., Ltd
Attestation of Global Compliance(Shenzhen)Std & Tech Co., Ltd
Tel: +86-755 2523 4088 E-mail: agc@agccert.com Web: <http://www.agccert.com/>

Z (mm)	0.00	4.00	9.00	14.00	19.00	24.00	29.00
SAR (W/Kg)	0.855	0.647	0.459	0.334	0.245	0.187	0.148



Any report having not been signed by authorized approver, or having been altered without authorization, or having not been stamped by the “Dedicated Testing/Inspection Stamp” is deemed to be invalid. Copying or excerpting portion of, or altering the content of the report is not permitted without the written authorization of AGC. The test results presented in the report apply only to the tested sample. Any objections to report issued by AGC should be submitted to AGC within 15days after the issuance of the test report. Further enquiry of validity or verification of the test report should be addressed to AGC by agc01@agccert.com.

Test Laboratory: AGC Lab
System Check Head 1750MHz

Date: Apr. 19, 2025

DUT: Dipole 1800 MHz; Type: SID 1800

Communication System: CW; Communication System Band: D1700 (1750.0 MHz); Duty Cycle:1:1; Conv.F=2.28
Frequency: 1750 MHz; Medium parameters used: $f = 1750\text{MHz}$; $\sigma=1.41\text{ mho/m}$; $\epsilon_r=39.64$; $\rho=1000\text{ kg/m}^3$;
Phantom section: Flat Section; Input Power=18dBm

Ambient temperature (°C): 21.2, Liquid temperature (°C): 21.1

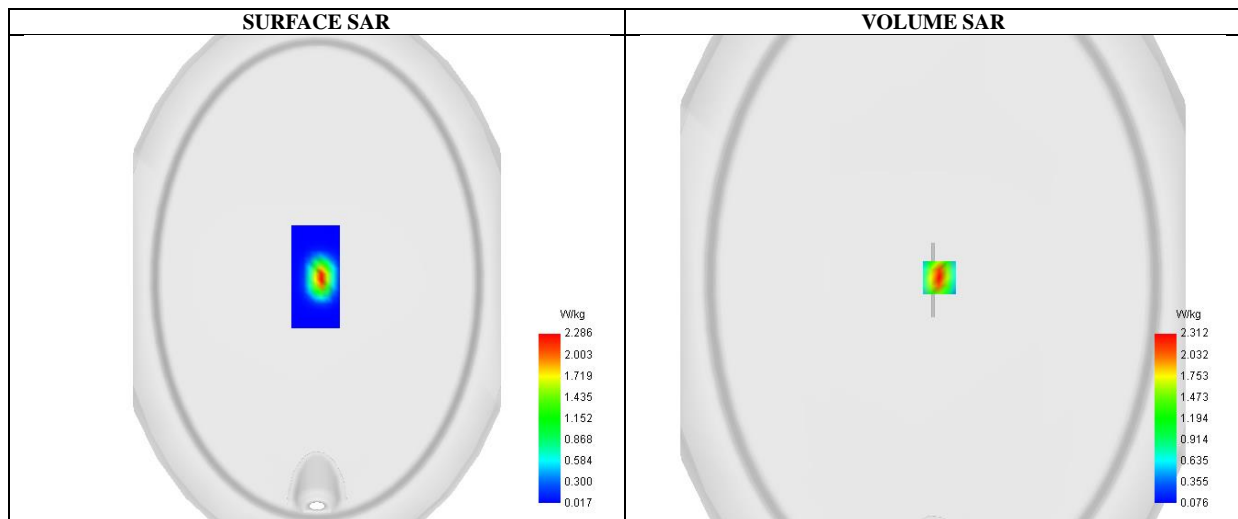
SATIMO Configuration:

Probe: SSE2; Calibrated: Apr. 30, 2024; Serial No.: 2023-EPGO-414

- Sensor-Surface: 4mm (Mechanical Surface Detection)
- Phantom: ELLI39 Phantom
- Measurement SW: OpenSAR V4_02_35

Configuration/System Check 1750MHz Head/Area Scan: Measurement grid: dx=8mm,dy=8mm

Configuration/System Check 1750MHz Head/Zoom Scan: Measurement grid: dx=8mm,dy=8mm, dz=5mm



Maximum location: X=6.00, Y=2.00 ; SAR Peak: 3.52 W/kg

SAR 10g (W/Kg)	1.154
SAR 1g (W/Kg)	2.149
Variation (%)	-1.170
Horizontal validation criteria: minimum distance (mm)	16.000000
Vertical validation criteria: SAR ratio M2/M1 (%)	58.028089

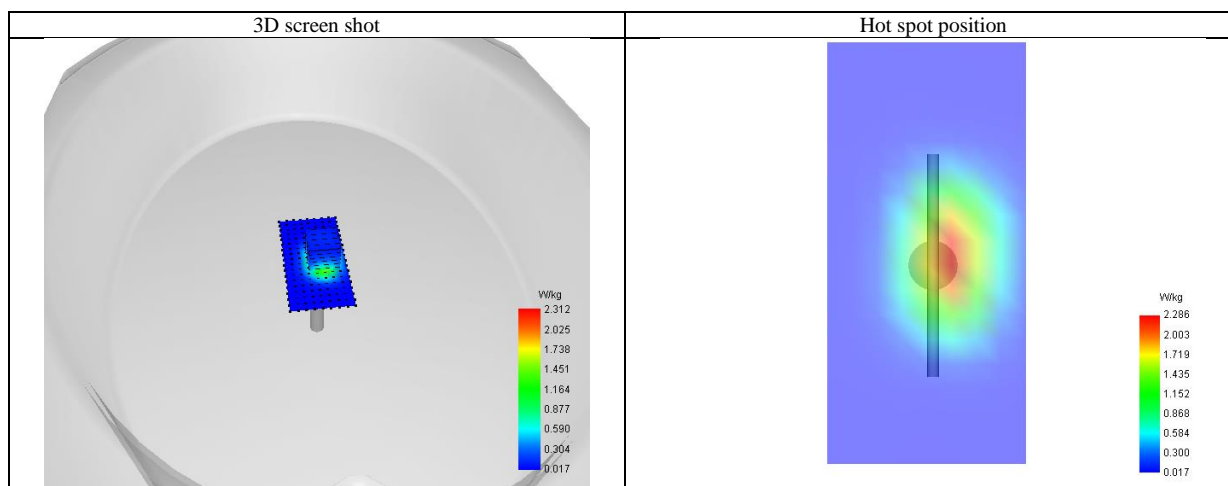
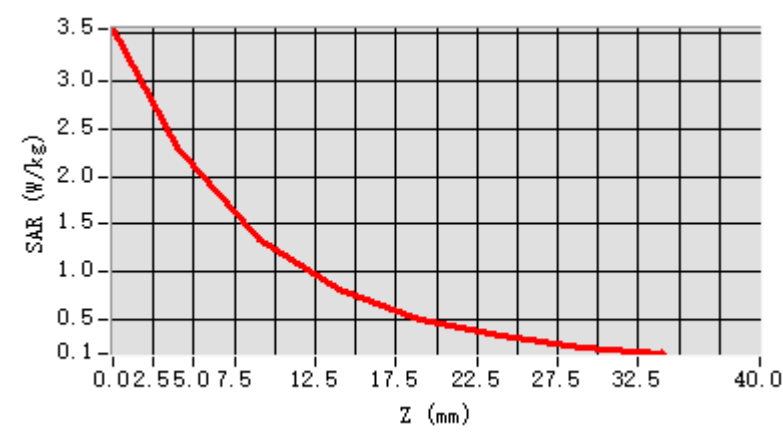
Any report having not been signed by authorized approver, or having been altered without authorization, or having not been stamped by the “Dedicated Testing/Inspection Stamp” is deemed to be invalid. Copying or excerpting portion of, or altering the content of the report is not permitted without the written authorization of AGC. The test results presented in the report apply only to the tested sample. Any objections to report issued by AGC should be submitted to AGC within 15days after the issuance of the test report. Further enquiry of validity or verification of the test report should be addressed to AGC by agc01@agccert.com.

Attestation of Global Compliance(Shenzhen)Co., Ltd

Attestation of Global Compliance(Shenzhen)Std & Tech Co., Ltd

Tel: +86-755 2523 4088 E-mail: agc@agccert.com Web: <http://www.agccert.com/>

Z (mm)	0.00	4.00	9.00	14.00	19.00	24.00	29.00
SAR (W/Kg)	3.544	2.312	1.341	0.815	0.505	0.327	0.213



Any report having not been signed by authorized approver, or having been altered without authorization, or having not been stamped by the “Dedicated Testing/Inspection Stamp” is deemed to be invalid. Copying or excerpting portion of, or altering the content of the report is not permitted without the written authorization of AGC. The test results presented in the report apply only to the tested sample. Any objections to report issued by AGC should be submitted to AGC within 15days after the issuance of the test report. Further enquiry of validity or verification of the test report should be addressed to AGC by agc01@agccert.com.

Test Laboratory: AGC Lab
System Check Head 1900MHz

Date: Apr. 18, 2025

DUT: Dipole 1900 MHz; Type: SID 1900

Communication System: CW; Communication System Band: D1900 (1900.0 MHz); Duty Cycle:1:1; Conv.F=2.08
Frequency: 1900 MHz; Medium parameters used: $f = 1900$ MHz; $\sigma = 1.38$ mho/m; $\epsilon_r = 39.51$; $\rho = 1000$ kg/m³ ;
Phantom section: Flat Section; Input Power=18dBm

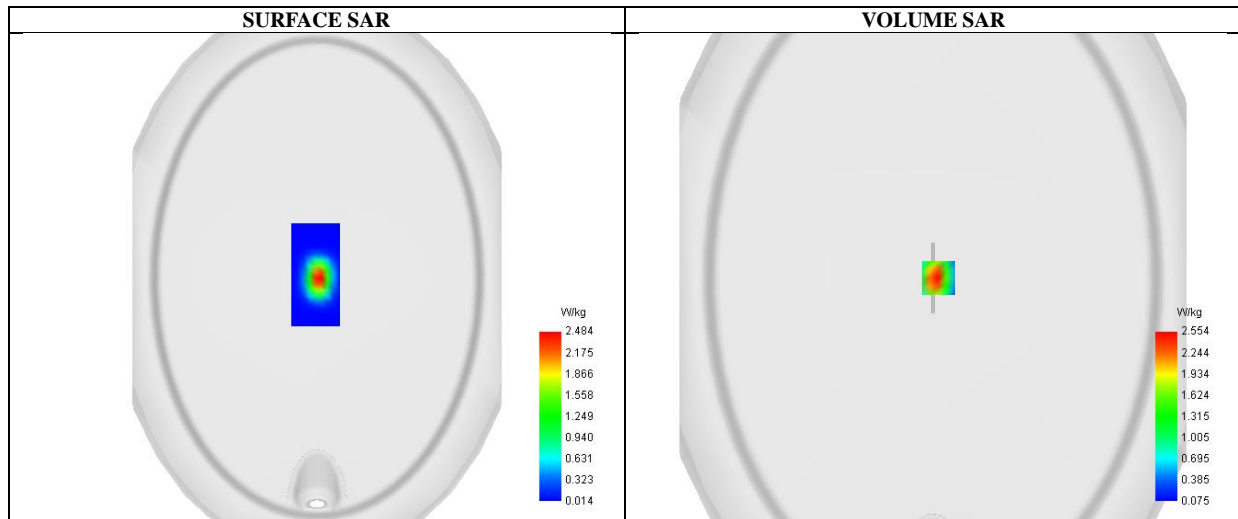
Ambient temperature (°C):21.4, Liquid temperature (°C): 21.2

SATIMO Configuration:

- Probe: SSE2; Calibrated: Apr. 30, 2024; Serial No.: 2023-EPGO-414
- Sensor-Surface: 4mm (Mechanical Surface Detection)
- Phantom: ELLI39 Phantom
- Measurement SW: OpenSAR V4_02_35

Configuration/System Check 1900MHz Head/Area Scan: Measurement grid: dx=8mm, dy=8mm

Configuration/System Check 1900MHz Head/Zoom Scan: Measurement grid: dx=8mm,dy=8mm, dz=5mm



Maximum location: X=5.00, Y=0.00 ; SAR Peak: 4.00 W/kg

SAR 10g (W/Kg)	1.310
SAR 1g (W/Kg)	2.586
Variation (%)	-0.150
Horizontal validation criteria: minimum distance (mm)	16.000000
Vertical validation criteria: SAR ratio M2/M1 (%)	58.315460

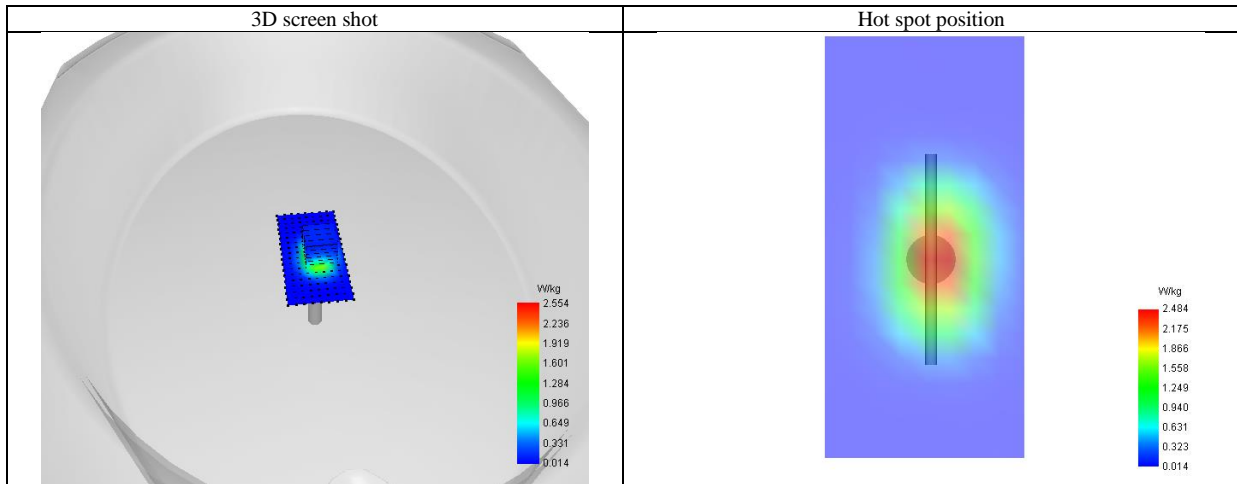
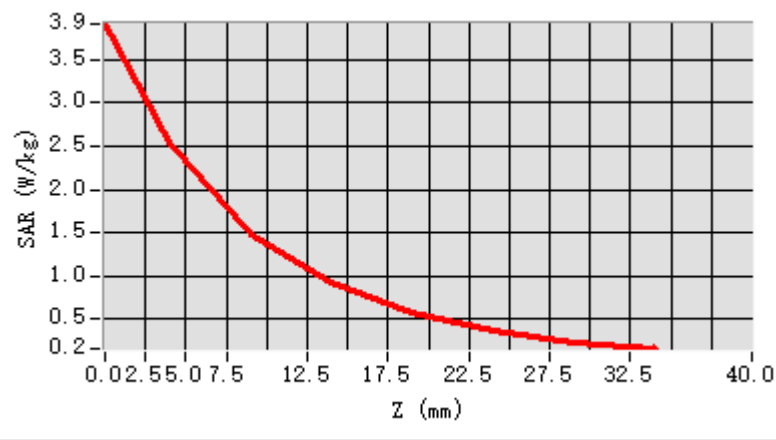
Any report having not been signed by authorized approver, or having been altered without authorization, or having not been stamped by the “Dedicated Testing/Inspection Stamp” is deemed to be invalid. Copying or excerpting portion of, or altering the content of the report is not permitted without the written authorization of AGC. The test results presented in the report apply only to the tested sample. Any objections to report issued by AGC should be submitted to AGC within 15days after the issuance of the test report. Further enquiry of validity or verification of the test report should be addressed to AGC by agc01@agccert.com.

Attestation of Global Compliance(Shenzhen)Co., Ltd

Attestation of Global Compliance(Shenzhen)Std & Tech Co., Ltd

Tel: +86-755 2523 4088 E-mail: agc@agccert.com Web: <http://www.agccert.com/>

Z (mm)	0.00	4.00	9.00	14.00	19.00	24.00	29.00
SAR (W/Kg)	3.916	2.554	1.489	0.915	0.574	0.365	0.237



Any report having not been signed by authorized approver, or having been altered without authorization, or having not been stamped by the “Dedicated Testing/Inspection Stamp” is deemed to be invalid. Copying or excerpting portion of, or altering the content of the report is not permitted without the written authorization of AGC. The test results presented in the report apply only to the tested sample. Any objections to report issued by AGC should be submitted to AGC within 15days after the issuance of the test report. Further enquiry of validity or verification of the test report should be addressed to AGC by agc01@agccert.com.

Test Laboratory: AGC Lab

Date: Apr. 16, 2025

System Check Head 2300 MHz

DUT: Dipole 2300 MHz Type: SID 2300

Communication System CW; Communication System Band: D2300 (2300.0 MHz); Duty Cycle: 1:1; Conv.F=2.20

Frequency: 2300 MHz; Medium parameters used: $f = 2300$ MHz; $\sigma = 1.64$ mho/m; $\epsilon_r = 38.52$; $\rho = 1000$ kg/m³ ;

Phantom section: Flat Section; Input Power=15dBm

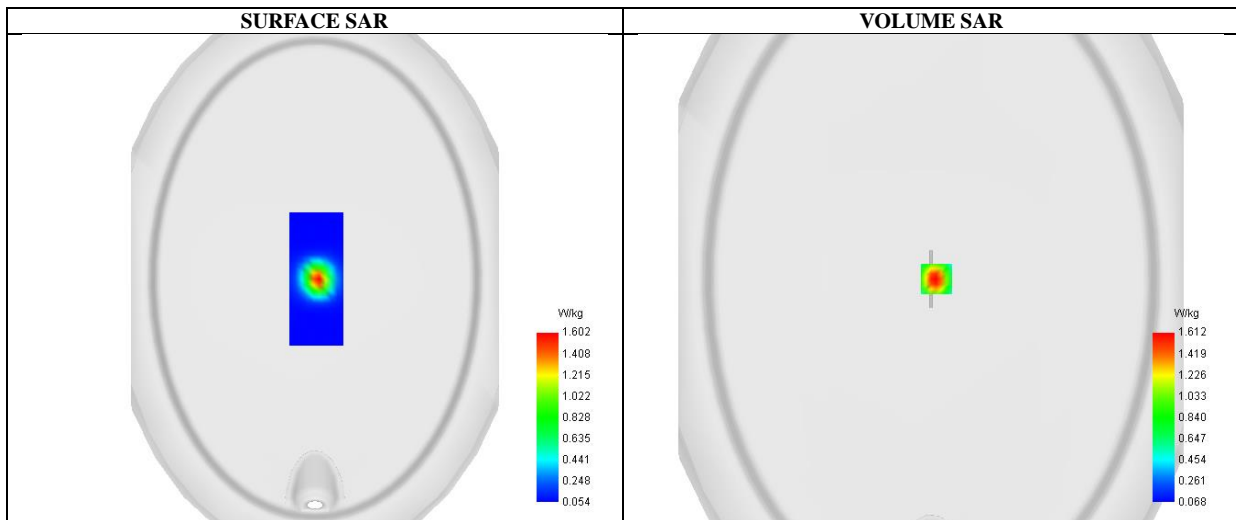
Ambient temperature (°C): 20.8, Liquid temperature (°C): 20.5

SATIMO Configuration

- Probe: SSE2; Calibrated: Apr. 30, 2024; Serial No.: 2023-EPGO-414
- Sensor-Surface: 4mm (Mechanical Surface Detection)
- Phantom: ELLI39 Phantom
- Measurement SW: OpenSAR V4_02_35

Configuration/System Check 2300MHz Head/Area Scan: Measurement grid: dx=8mm, dy=8mm

Configuration/System Check 2300MHz Head/Zoom Scan: Measurement grid: dx=5mm,dy=5mm, dz=5mm



Maximum location: X=5.00, Y=0.00 ; SAR Peak: 2.70 W/kg

SAR 10g (W/Kg)	0.767
SAR 1g (W/Kg)	1.518
Variation (%)	0.400
Horizontal validation criteria: minimum distance (mm)	15.000000
Vertical validation criteria: SAR ratio M2/M1 (%)	49.865455

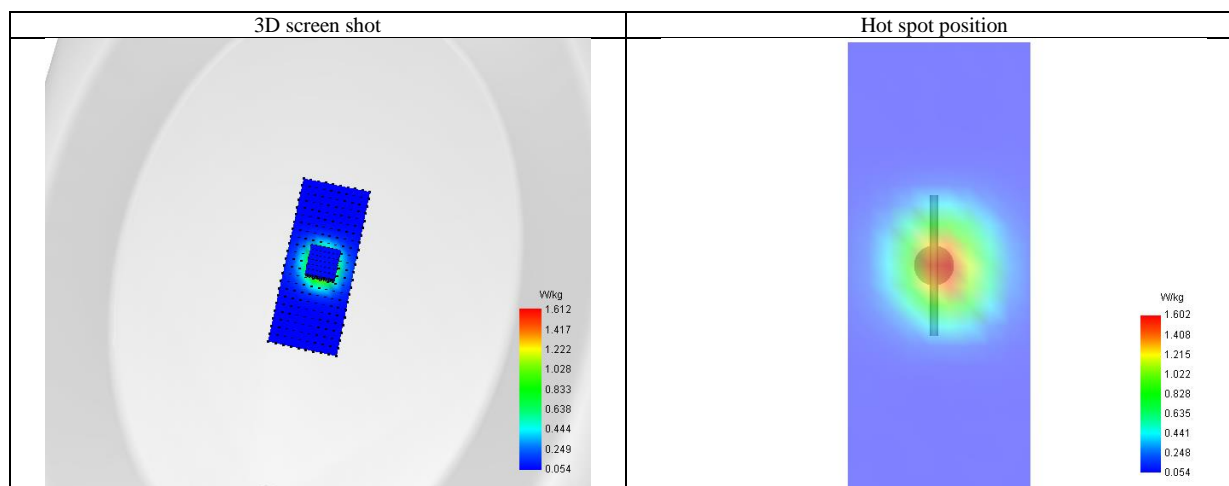
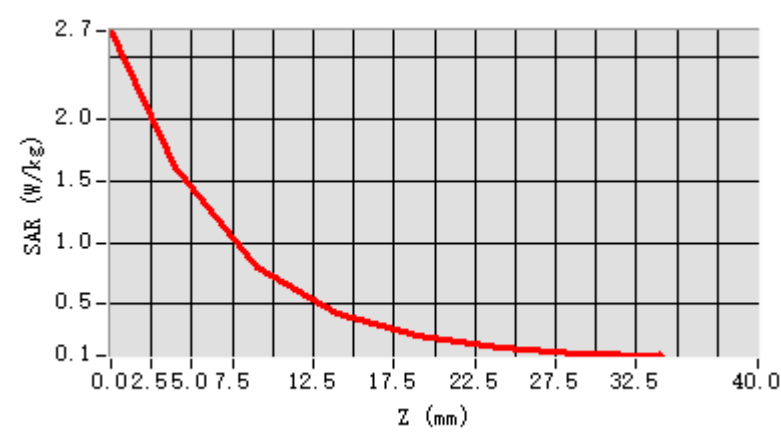
Any report having not been signed by authorized approver, or having been altered without authorization, or having not been stamped by the “Dedicated Testing/Inspection Stamp” is deemed to be invalid. Copying or excerpting portion of, or altering the content of the report is not permitted without the written authorization of AGC. The test results presented in the report apply only to the tested sample. Any objections to report issued by AGC should be submitted to AGC within 15days after the issuance of the test report. Further enquiry of validity or verification of the test report should be addressed to AGC by agc01@agccert.com.

Attestation of Global Compliance(Shenzhen)Co., Ltd

Attestation of Global Compliance(Shenzhen)Std & Tech Co., Ltd

Tel: +86-755 2523 4088 E-mail: agc@agccert.com Web: <http://www.agccert.com/>

Z (mm)	0.00	4.00	9.00	14.00	19.00	24.00	29.00
SAR (W/Kg)	2.716	1.612	0.804	0.424	0.239	0.151	0.107



Any report having not been signed by authorized approver, or having been altered without authorization, or having not been stamped by the “Dedicated Testing/Inspection Stamp” is deemed to be invalid. Copying or excerpting portion of, or altering the content of the report is not permitted without the written authorization of AGC. The test results presented in the report apply only to the tested sample. Any objections to report issued by AGC should be submitted to AGC within 15days after the issuance of the test report. Further enquiry of validity or verification of the test report should be addressed to AGC by agc01@agccert.com.

Test Laboratory: AGC Lab

Date: Apr. 17, 2025

System Check Head 2450 MHz

DUT: Dipole 2450 MHz Type: SID 2450

Communication System CW; Communication System Band: D2450 (2450.0 MHz); Duty Cycle: 1:1; Conv.F=2.16

Frequency: 2450 MHz; Medium parameters used: $f = 2450$ MHz; $\sigma = 1.83$ mho/m; $\epsilon_r = 39.61$; $\rho = 1000$ kg/m³ ;

Phantom section: Flat Section; Input Power=15dBm

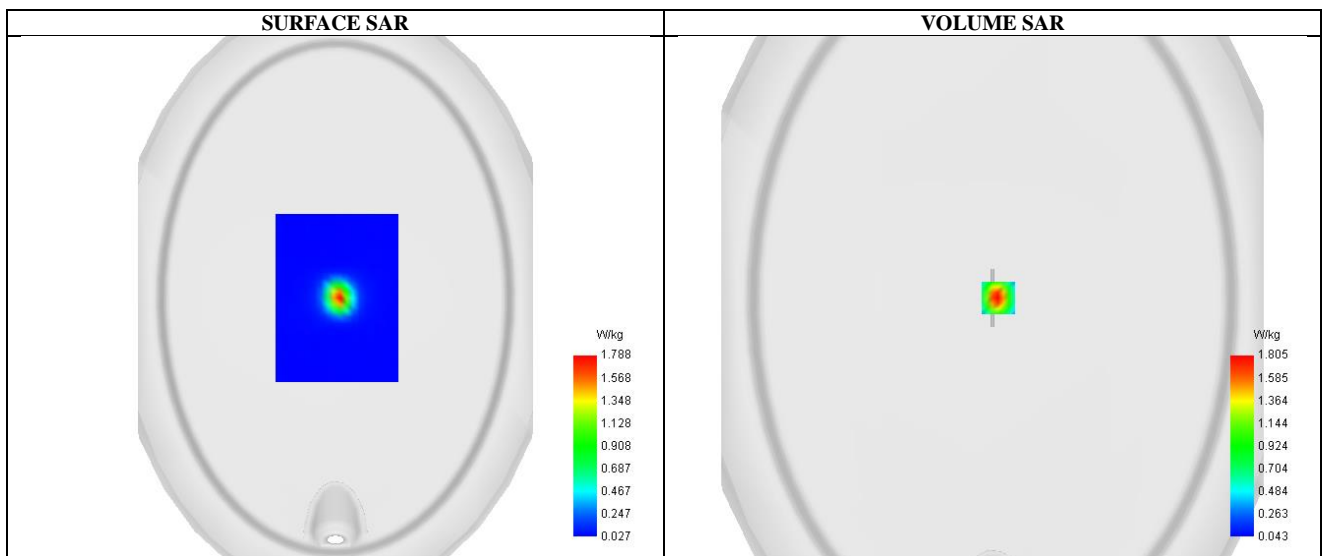
Ambient temperature (°C):21.2, Liquid temperature (°C): 20.8

SATIMO Configuration

- Probe: SSE2; Calibrated: Apr. 30, 2024; Serial No.: 2023-EPGO-414
- Sensor-Surface: 4mm (Mechanical Surface Detection)
- Phantom: ELLI39 Phantom
- Measurement SW: OpenSAR V4_02_35

Configuration/System Check 2450MHz Head/Area Scan: Measurement grid: dx=8mm, dy=8mm

Configuration/System Check 2450MHz Head/Zoom Scan: Measurement grid: dx=5mm,dy=5mm, dz=5mm



Maximum location: X=5.00, Y=0.00 ; SAR Peak: 3.17 W/kg

SAR 10g (W/Kg)	0.761
SAR 1g (W/Kg)	1.679
Variation (%)	-1.710
Horizontal validation criteria: minimum distance (mm)	14.142136
Vertical validation criteria: SAR ratio M2/M1 (%)	45.455969

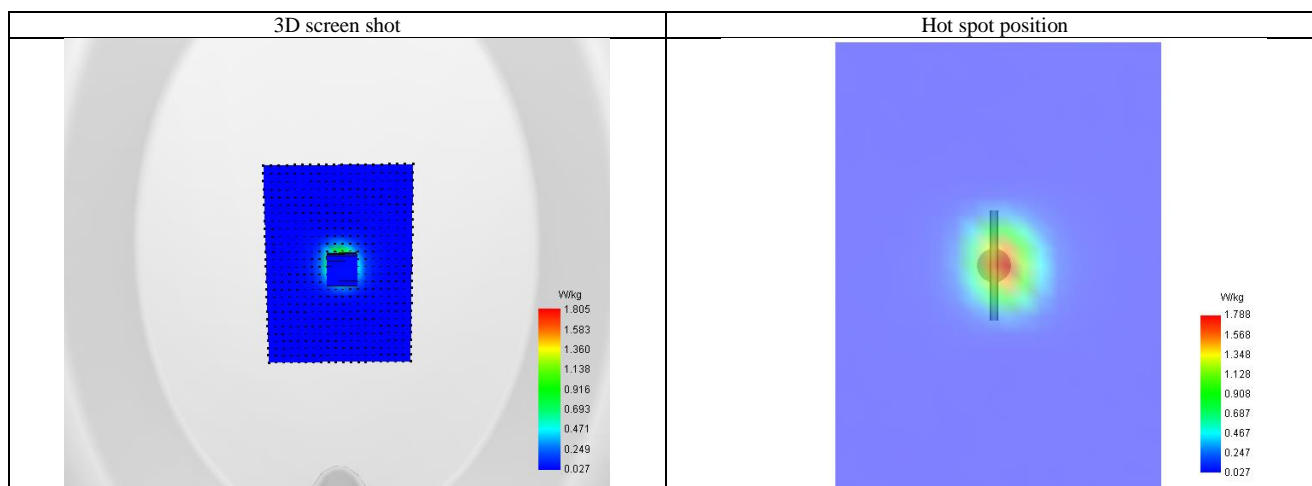
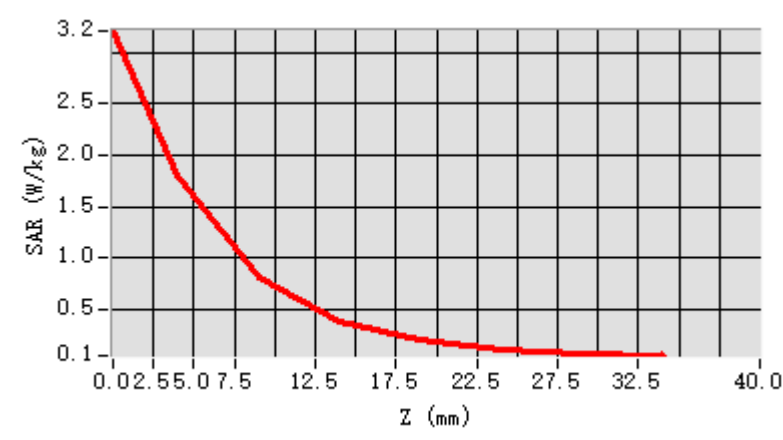
Any report having not been signed by authorized approver, or having been altered without authorization, or having not been stamped by the “Dedicated Testing/Inspection Stamp” is deemed to be invalid. Copying or excerpting portion of, or altering the content of the report is not permitted without the written authorization of AGC. The test results presented in the report apply only to the tested sample. Any objections to report issued by AGC should be submitted to AGC within 15days after the issuance of the test report. Further enquiry of validity or verification of the test report should be addressed to AGC by agc01@agccert.com.

Attestation of Global Compliance(Shenzhen)Co., Ltd

Attestation of Global Compliance(Shenzhen)Std & Tech Co., Ltd

Tel: +86-755 2523 4088 E-mail: agc@agccert.com Web: http://www.agccert.com/

Z (mm)	0.00	4.00	9.00	14.00	19.00	24.00	29.00
SAR (W/Kg)	3.205	1.805	0.820	0.391	0.201	0.113	0.069



Any report having not been signed by authorized approver, or having been altered without authorization, or having not been stamped by the “Dedicated Testing/Inspection Stamp” is deemed to be invalid. Copying or excerpting portion of, or altering the content of the report is not permitted without the written authorization of AGC. The test results presented in the report apply only to the tested sample. Any objections to report issued by AGC should be submitted to AGC within 15days after the issuance of the test report. Further enquiry of validity or verification of the test report should be addressed to AGC by agc01@agccert.com.

Test Laboratory: AGC Lab
System Check Head 2600MHz

Date: Apr. 15, 2025

DUT: Dipole 2600 MHz; Type: SID 2600

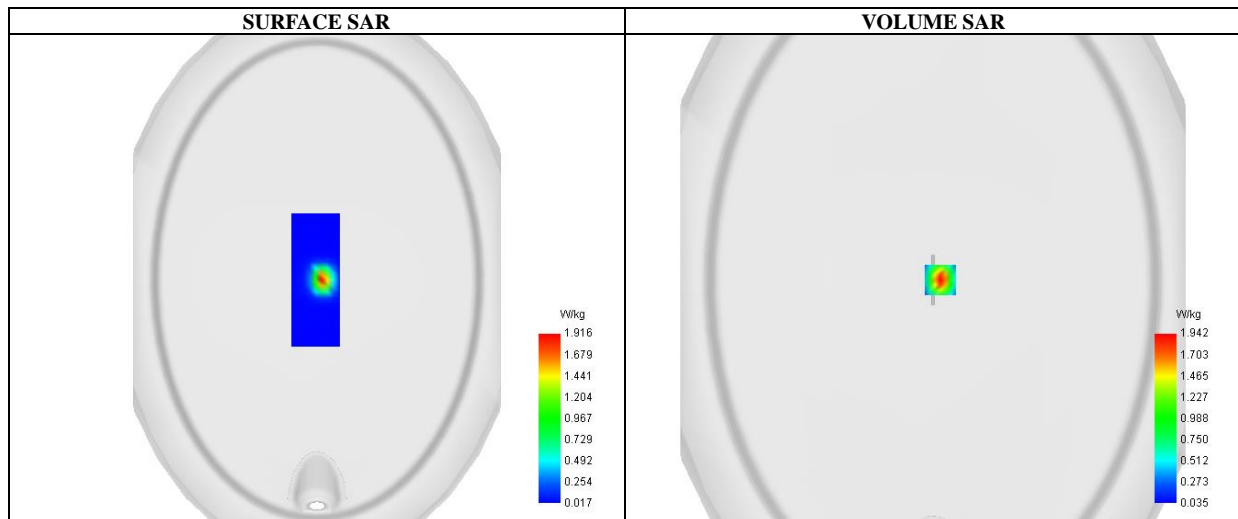
Communication System: CW; Communication System Band: D2600 (2600.0 MHz); Duty Cycle: 1:1; Conv.F=2.06
Frequency:2600 MHz; Medium parameters used: $f = 2600$ MHz; $\sigma = 1.98$ mho/m; $\epsilon_r = 38.77$; $\rho = 1000$ kg/m³ ;
Phantom section: Flat Section; Input Power=15dBm
Ambient temperature (°C): 21.1, Liquid temperature (°C): 20.8

SATIMO Configuration:

- Probe: SSE2; Calibrated: Apr. 30, 2024; Serial No.: 2023-EPGO-414
- Sensor-Surface: 4mm (Mechanical Surface Detection)
- Phantom: ELLI39 Phantom
- Measurement SW: OpenSAR V4_02_35

Configuration/System Check 2600 Head/Area Scan: Measurement grid: dx=8mm,dy=8mm

Configuration/System Check 2600 Head/Zoom Scan: Measurement grid: dx=5mm,dy=5mm, dz=5mm



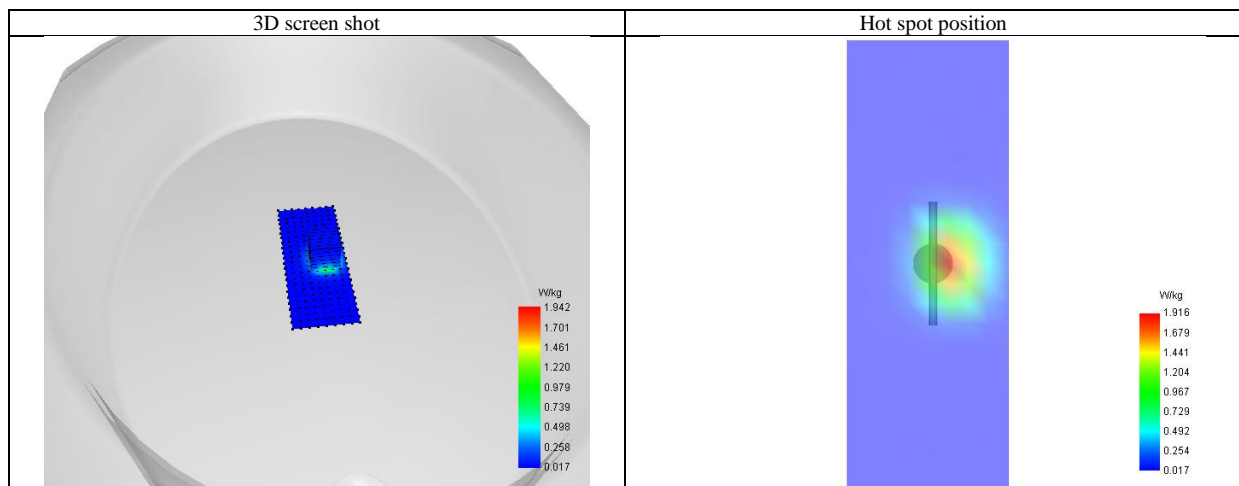
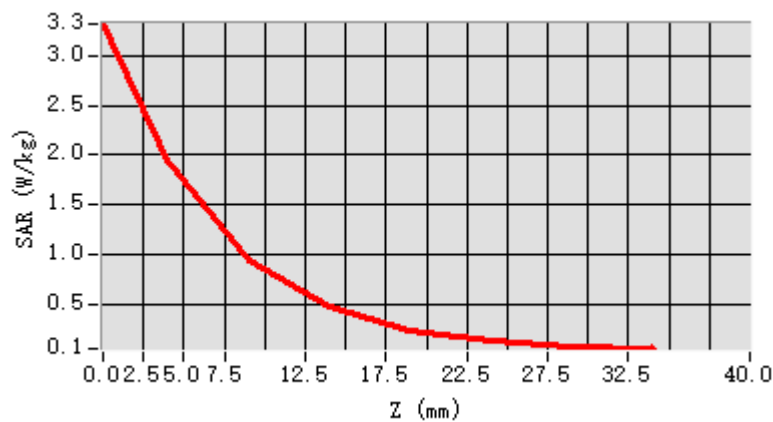
Maximum location: X=7.00, Y=0.00 ; SAR Peak: 3.28 W/kg

SAR 10g (W/Kg)	0.771
SAR 1g (W/Kg)	1.726
Variation (%)	1.780
Horizontal validation criteria: minimum distance (mm)	10.000000
Vertical validation criteria: SAR ratio M2/M1 (%)	48.082451

Any report having not been signed by authorized approver, or having been altered without authorization, or having not been stamped by the “Dedicated Testing/Inspection Stamp” is deemed to be invalid. Copying or excerpting portion of, or altering the content of the report is not permitted without the written authorization of AGC. The test results presented in the report apply only to the tested sample. Any objections to report issued by AGC should be submitted to AGC within 15days after the issuance of the test report. Further enquiry of validity or verification of the test report should be addressed to AGC by agc01@agccert.com.

Attestation of Global Compliance(Shenzhen)Co., Ltd
Attestation of Global Compliance(Shenzhen)Std & Tech Co., Ltd
Tel: +86-755 2523 4088 E-mail: agc@agccert.com Web: <http://www.agccert.com/>

Z (mm)	0.00	4.00	9.00	14.00	19.00	24.00	29.00
SAR (W/Kg)	3.309	1.936	0.931	0.471	0.245	0.135	0.083



Any report having not been signed by authorized approver, or having been altered without authorization, or having not been stamped by the “Dedicated Testing/Inspection Stamp” is deemed to be invalid. Copying or excerpting portion of, or altering the content of the report is not permitted without the written authorization of AGC. The test results presented in the report apply only to the tested sample. Any objections to report issued by AGC should be submitted to AGC within 15days after the issuance of the test report. Further enquiry of validity or verification of the test report should be addressed to AGC by agc01@agccert.com.

Test Laboratory: AGC Lab

Date: Apr. 20, 2025

System Check 5200 MHz

DUT: Dipole 5000MHz Type: SID5500

Communication System: CW; Communication System Band: D5000 (5000.0 MHz); Duty Cycle: 1:1; Conv.F=1.53
Frequency: 5200 MHz; Medium parameters used: $f = 5200$ MHz; $\sigma = 4.71$ mho/m; $\epsilon_r = 35.93$; $\rho = 1000$ kg/m³ ;
Phantom section: Flat Section; Input Power=10dBm

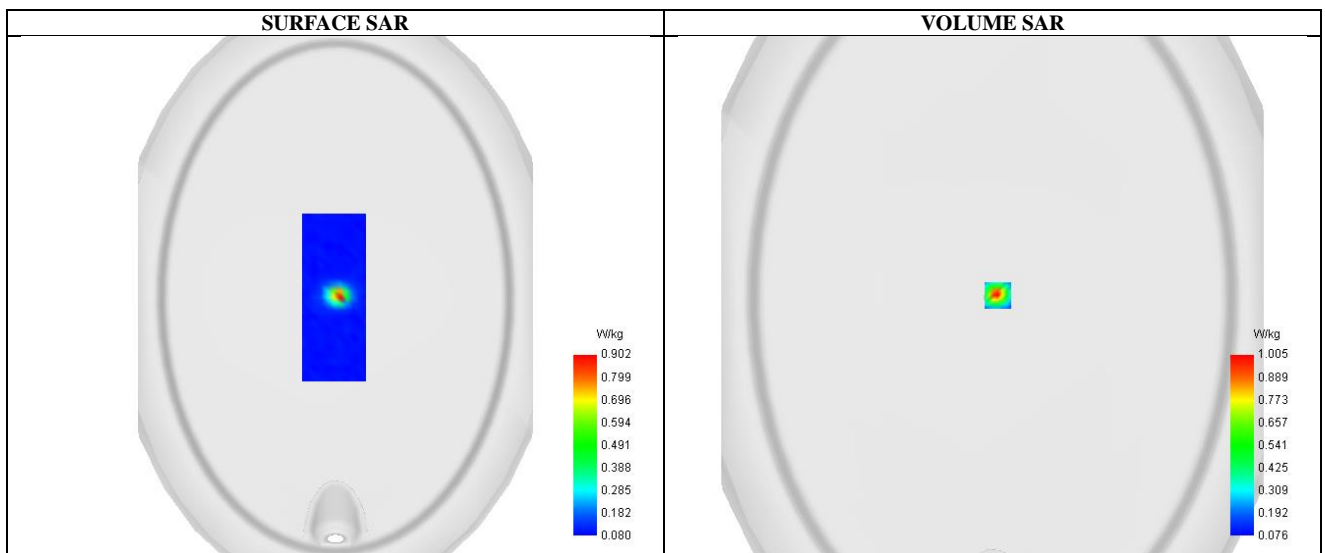
Ambient temperature (°C): 20.9, Liquid temperature (°C): 20.7

SATIMO Configuration:

- Probe: SSE2; Calibrated: Apr. 30, 2024; Serial No.: 2023-EPGO-414
- Sensor-Surface: 4mm (Mechanical Surface Detection)
- Phantom: ELLI39 Phantom
- Measurement SW: OpenSAR V4_02_35

Configuration/System Check 5200 MHz Body/Area Scan: Measurement grid: dx=8mm, dy=8mm

Configuration/System Check 5200 MHz Body/Zoom Scan: Measurement grid: dx=4mm, dy=4mm, dz=2mm



Maximum location: X=5.00, Y=2.00 ; SAR Peak: 1.92 W/kg

SAR 10g (W/Kg)	0.222
SAR 1g (W/Kg)	0.683
Variation (%)	-5.380
Horizontal validation criteria: minimum distance (mm)	8.000000
Vertical validation criteria: SAR ratio M2/M1 (%)	50.134803

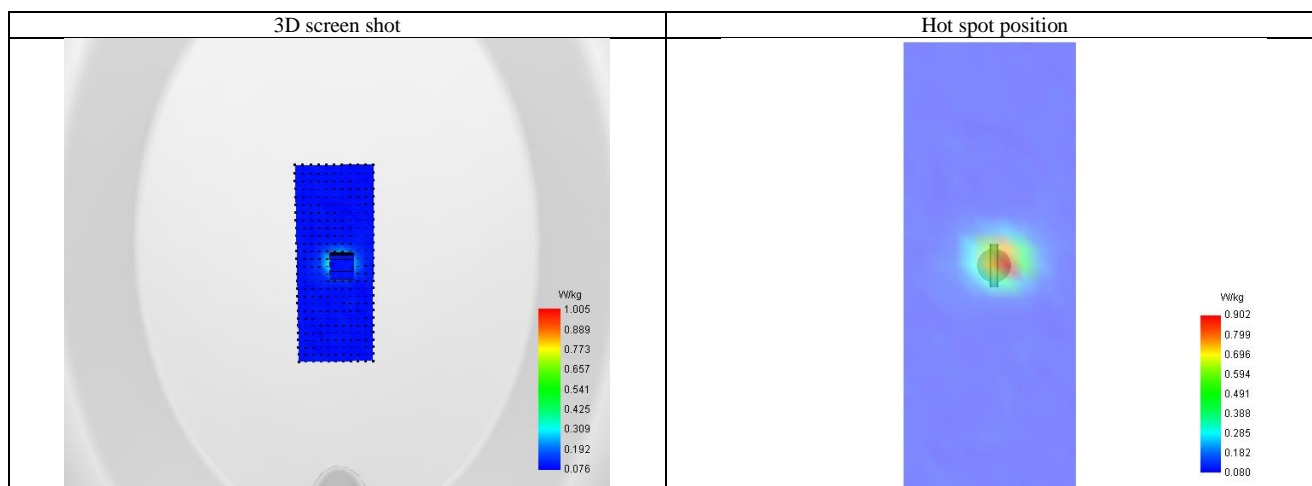
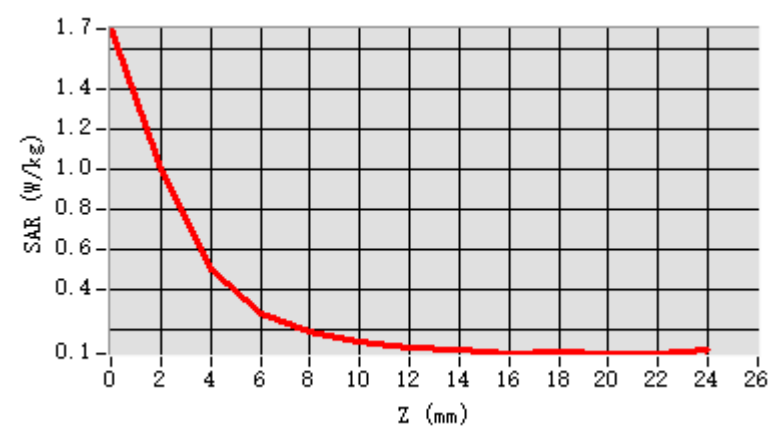
Any report having not been signed by authorized approver, or having been altered without authorization, or having not been stamped by the "Dedicated Testing/Inspection Stamp" is deemed to be invalid. Copying or excerpting portion of, or altering the content of the report is not permitted without the written authorization of AGC. The test results presented in the report apply only to the tested sample. Any objections to report issued by AGC should be submitted to AGC within 15days after the issuance of the test report. Further enquiry of validity or verification of the test report should be addressed to AGC by agc01@agccert.com.

Attestation of Global Compliance(Shenzhen)Co., Ltd

Attestation of Global Compliance(Shenzhen)Std & Tech Co., Ltd

Tel: +86-755 2523 4088 E-mail: agc@agccert.com Web: <http://www.agccert.com/>

Z (mm)	0.00	2.00	4.00	6.00	8.00	10.00	12.00	14.00	16.00	18.00	20.00	22.00
SAR (W/Kg)	1.794	1.403	0.702	0.475	0.385	0.237	0.189	0.098	0.080	0.087	0.084	0.083



Any report having not been signed by authorized approver, or having been altered without authorization, or having not been stamped by the “Dedicated Testing/Inspection Stamp” is deemed to be invalid. Copying or excerpting portion of, or altering the content of the report is not permitted without the written authorization of AGC. The test results presented in the report apply only to the tested sample. Any objections to report issued by AGC should be submitted to AGC within 15days after the issuance of the test report. Further enquiry of validity or verification of the test report should be addressed to AGC by agc01@agccert.com.

Test Laboratory: AGC Lab
System Check Head 5300 MHz
DUT: Dipole 5000MHz Type: SID5000

Date: Apr. 21, 2025

Communication System: CW; Communication System Band: D5000 (5000.0 MHz); Duty Cycle: 1:1; Conv.F=1.53
Frequency: 5300 MHz; Medium parameters used: $f = 5300$ MHz; $\sigma = 4.57$ mho/m; $\epsilon_r = 35.81$; $\rho = 1000$ kg/m³ ;
Phantom section: Flat Section; Input Power=10dBm

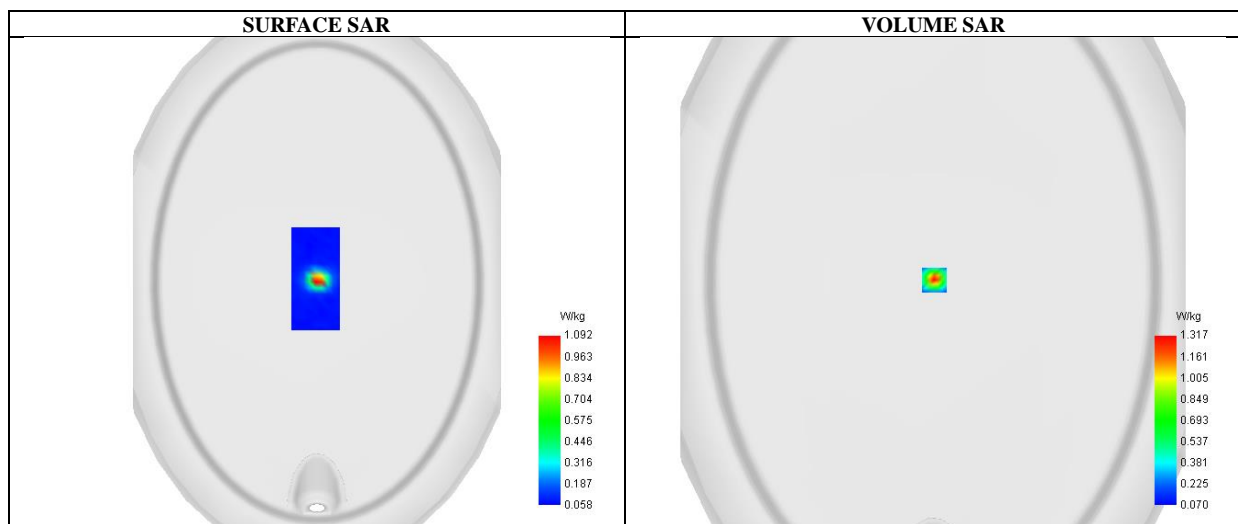
Ambient temperature (°C): 21.3, Liquid temperature (°C): 21.2

SATIMO Configuration:

- Probe: SSE2; Calibrated: Apr. 30, 2024; Serial No.: 2023-EPGO-414
- Sensor-Surface: 4mm (Mechanical Surface Detection)
- Phantom: ELLI39 Phantom
- Measurement SW: OpenSAR V4_02_35

Configuration/System Check 5300 MHz Head/Area Scan: Measurement grid: dx=8mm, dy=8mm

Configuration/System Check 5300 MHz Head/Zoom Scan: Measurement grid: dx=4mm,dy=4mm, dz=2mm



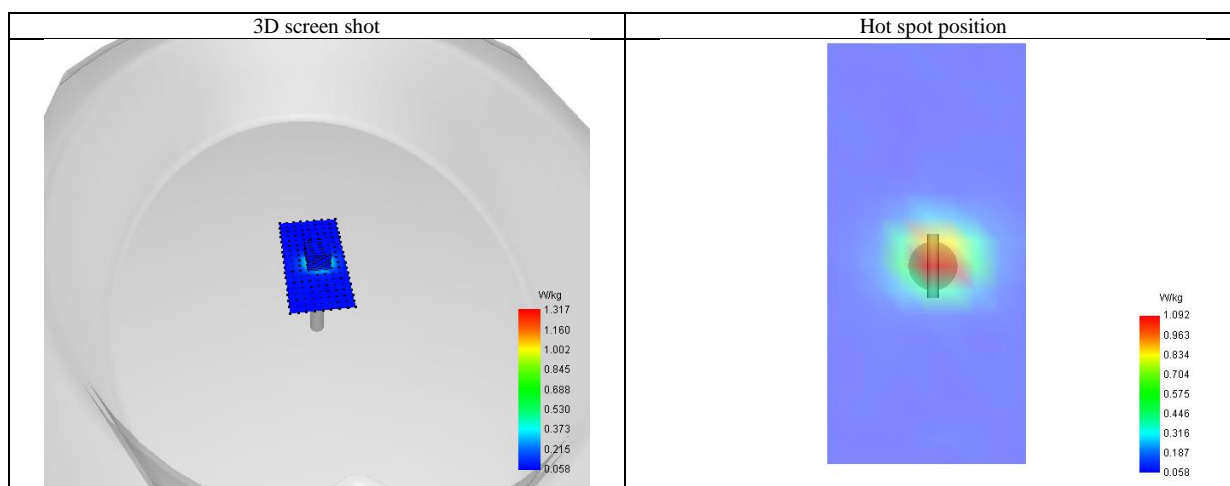
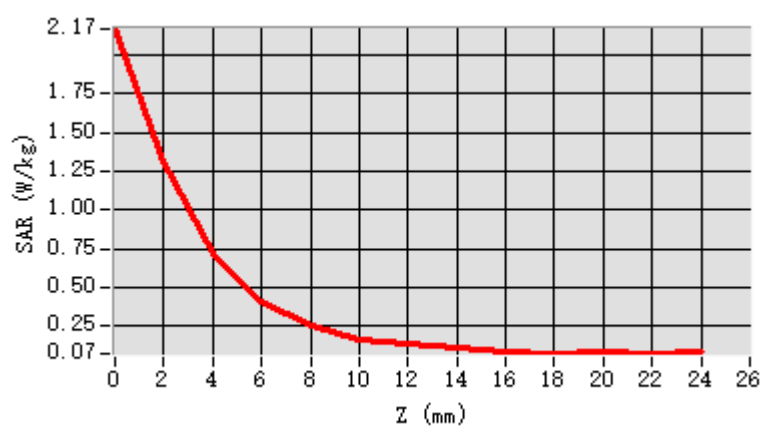
Maximum location: X=1.00, Y=2.00 ; SAR Peak: 2.24 W/kg

SAR 10g (W/Kg)	0.237
SAR 1g (W/Kg)	0.748
Variation (%)	6.810
Horizontal validation criteria: minimum distance (mm)	8.000000
Vertical validation criteria: SAR ratio M2/M1 (%)	54.776815

Any report having not been signed by authorized approver, or having been altered without authorization, or having not been stamped by the “Dedicated Testing/Inspection Stamp” is deemed to be invalid. Copying or excerpting portion of, or altering the content of the report is not permitted without the written authorization of AGC. The test results presented in the report apply only to the tested sample. Any objections to report issued by AGC should be submitted to AGC within 15days after the issuance of the test report. Further enquiry of validity or verification of the test report should be addressed to AGC by agc01@agccert.com.

Attestation of Global Compliance(Shenzhen)Co., Ltd
Attestation of Global Compliance(Shenzhen)Std & Tech Co., Ltd
Tel: +86-755 2523 4088 E-mail: agc@agccert.com Web: <http://www.agccert.com/>

Z (mm)	0.00	2.00	4.00	6.00	8.00	10.00	12.00	14.00	16.00	18.00	20.00	22.00
SAR (W/Kg)	2.163	1.319	0.724	0.407	0.245	0.160	0.135	0.107	0.092	0.077	0.086	0.073



Any report having not been signed by authorized approver, or having been altered without authorization, or having not been stamped by the "Dedicated Testing/Inspection Stamp" is deemed to be invalid. Copying or excerpting portion of, or altering the content of the report is not permitted without the written authorization of AGC. The test results presented in the report apply only to the tested sample. Any objections to report issued by AGC should be submitted to AGC within 15days after the issuance of the test report. Further enquiry of validity or verification of the test report should be addressed to AGC by agc01@agccert.com.

Test Laboratory: AGC Lab
System Check Head 5600 MHz
DUT: Dipole 5000MHz Type: SID5000

Date: Apr. 22, 2025

Communication System: CW; Communication System Band: D5000 (5000.0 MHz); Duty Cycle: 1:1; Conv.F=1.24
Frequency: 5600 MHz; Medium parameters used: $f = 5600$ MHz; $\sigma = 5.19$ mho/m; $\epsilon_r = 34.52$; $\rho = 1000$ kg/m³ ;
Phantom section: Flat Section; Input Power=10dBm

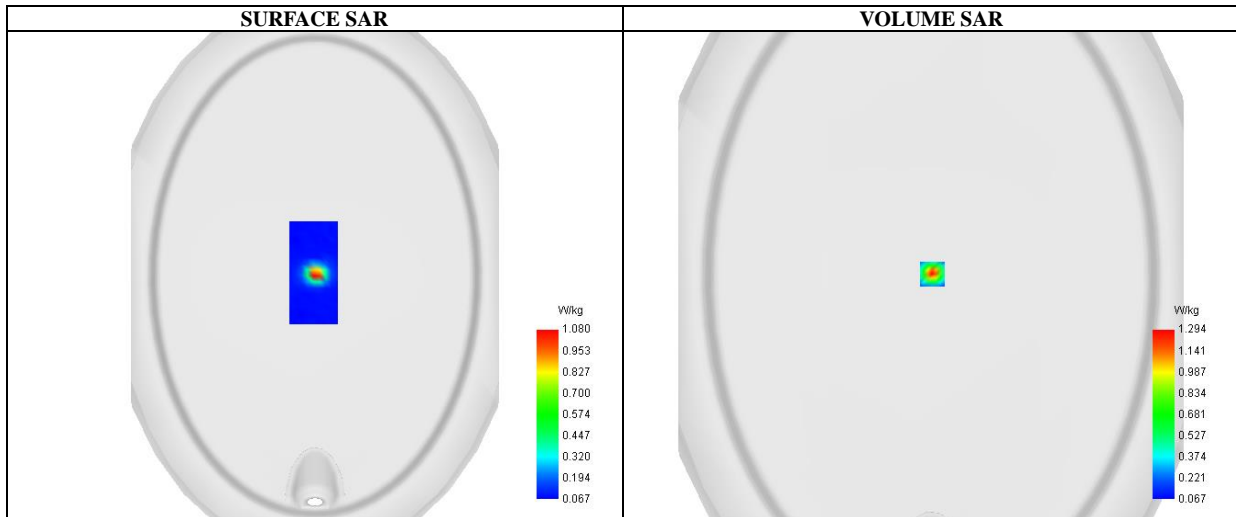
Ambient temperature (°C): 21.6, Liquid temperature (°C): 21.2

SATIMO Configuration:

- Probe: SSE2; Calibrated: Apr. 30, 2024; Serial No.: 2023-EPGO-414
- Sensor-Surface: 4mm (Mechanical Surface Detection)
- Phantom: ELLI39 Phantom
- Measurement SW: OpenSAR V4_02_35

Configuration/System Check 5600 MHz Head/Area Scan: Measurement grid: dx=8mm, dy=8mm

Configuration/System Check 5600 MHz Head/Zoom Scan: Measurement grid: dx=4mm,dy=4mm, dz=2mm



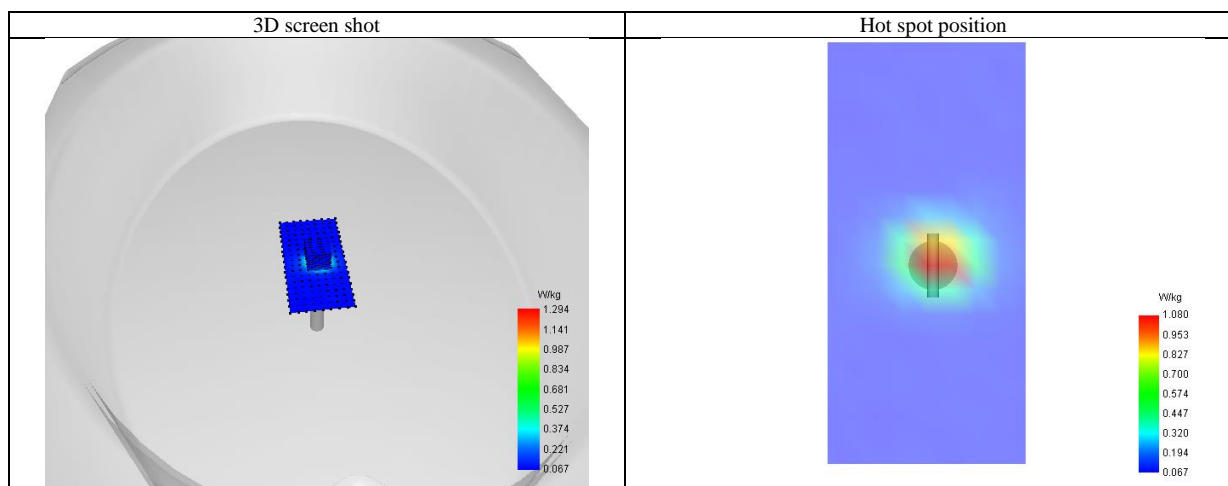
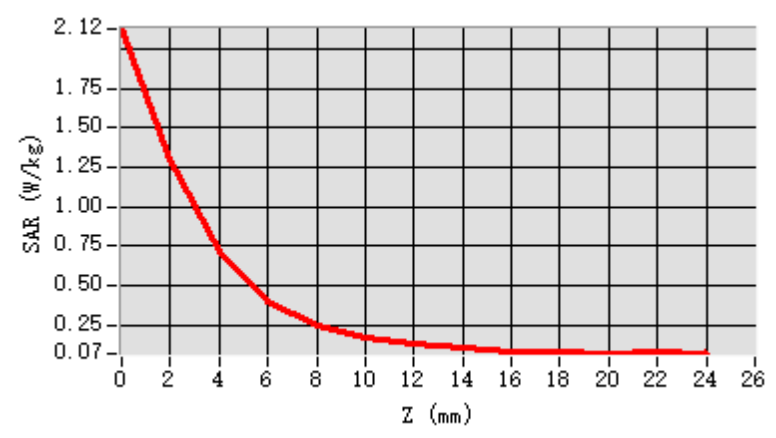
Maximum location: X=1.00, Y=2.00 ; SAR Peak: 2.16 W/kg

SAR 10g (W/Kg)	0.228
SAR 1g (W/Kg)	0.731
Variation (%)	-9.210
Horizontal validation criteria: minimum distance (mm)	8.000000
Vertical validation criteria: SAR ratio M2/M1 (%)	55.607973

Any report having not been signed by authorized approver, or having been altered without authorization, or having not been stamped by the “Dedicated Testing/Inspection Stamp” is deemed to be invalid. Copying or excerpting portion of, or altering the content of the report is not permitted without the written authorization of AGC. The test results presented in the report apply only to the tested sample. Any objections to report issued by AGC should be submitted to AGC within 15days after the issuance of the test report. Further enquiry of validity or verification of the test report should be addressed to AGC by agc01@agccert.com.

Attestation of Global Compliance(Shenzhen)Co., Ltd
Attestation of Global Compliance(Shenzhen)Std & Tech Co., Ltd
Tel: +86-755 2523 4088 E-mail: agc@agccert.com Web: <http://www.agccert.com/>

Z (mm)	0.00	2.00	4.00	6.00	8.00	10.00	12.00	14.00	16.00	18.00	20.00	22.00
SAR (W/Kg)	2.127	1.296	0.717	0.389	0.241	0.167	0.129	0.103	0.088	0.080	0.073	0.081



Any report having not been signed by authorized approver, or having been altered without authorization, or having not been stamped by the "Dedicated Testing/Inspection Stamp" is deemed to be invalid. Copying or excerpting portion of, or altering the content of the report is not permitted without the written authorization of AGC. The test results presented in the report apply only to the tested sample. Any objections to report issued by AGC should be submitted to AGC within 15days after the issuance of the test report. Further enquiry of validity or verification of the test report should be addressed to AGC by agc01@agccert.com.

Test Laboratory: AGC Lab
System Check Head 5800 MHz
DUT: Dipole 5000MHz Type: SID5800

Date: Apr. 23, 2025

Communication System: CW; Communication System Band: D5000 (5000.0 MHz); Duty Cycle: 1:1; Conv.F=1.37
Frequency: 5800 MHz; Medium parameters used: $f = 5800$ MHz; $\sigma = 5.15$ mho/m; $\epsilon_r = 35.92$; $\rho = 1000$ kg/m³ ;
Phantom section: Flat Section; Input Power=10dBm

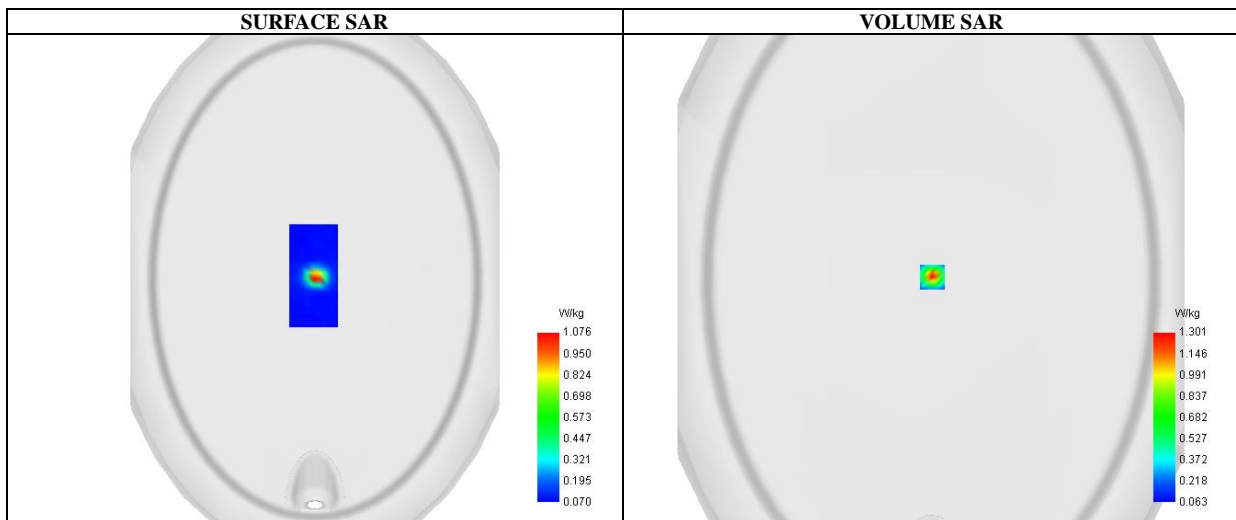
Ambient temperature (°C): 20.9, Liquid temperature (°C): 20.7

SATIMO Configuration:

- Probe: SSE2; Calibrated: Apr. 30, 2024; Serial No.: 2023-EPGO-414
- Sensor-Surface: 4mm (Mechanical Surface Detection)
- Phantom: ELLI39 Phantom
- Measurement SW: OpenSAR V4_02_35

Configuration/System Check 5800 MHz Head/Area Scan: Measurement grid: dx=8mm, dy=8mm

Configuration/System Check 5800 MHz Head/Zoom Scan: Measurement grid: dx=4mm,dy=4mm, dz=2mm



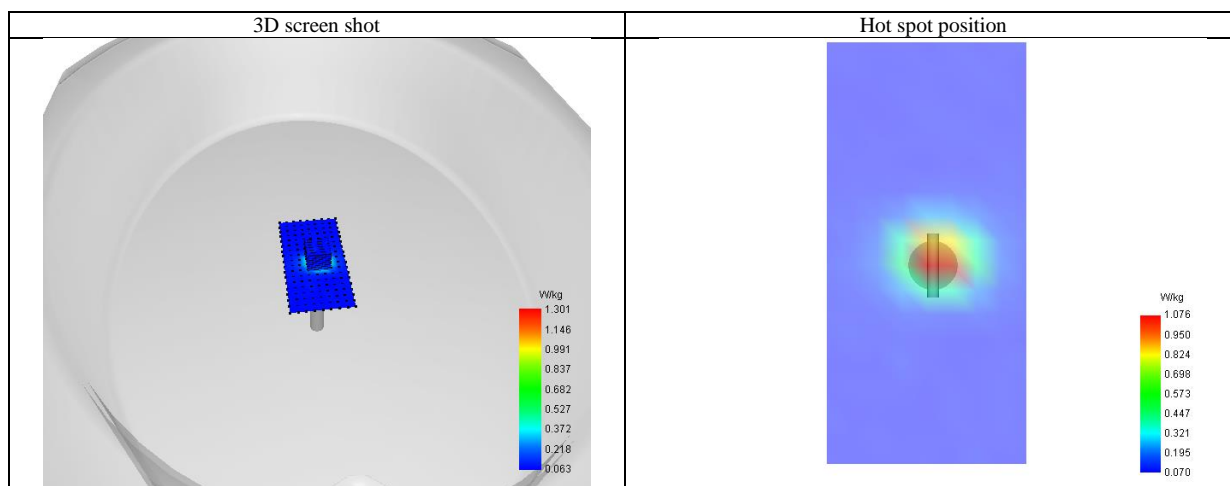
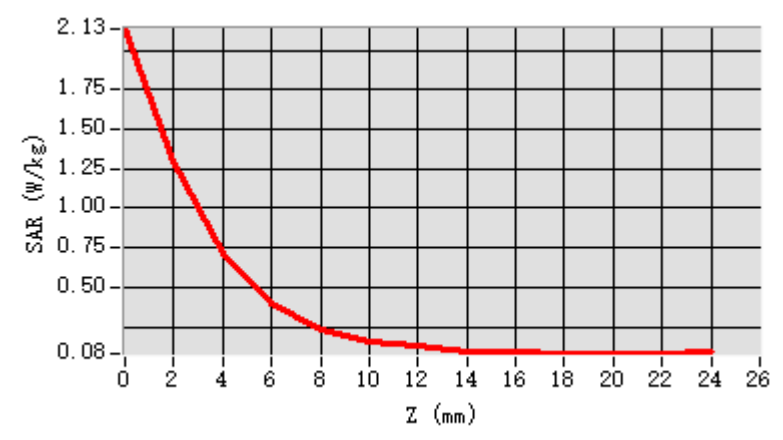
Maximum location: X=1.00, Y=2.00 ; SAR Peak: 2.20 W/kg

SAR 10g (W/Kg)	0.233
SAR 1g (W/Kg)	0.729
Variation (%)	-12.860
Horizontal validation criteria: minimum distance (mm)	8.000000
Vertical validation criteria: SAR ratio M2/M1 (%)	55.153332

Any report having not been signed by authorized approver, or having been altered without authorization, or having not been stamped by the “Dedicated Testing/Inspection Stamp” is deemed to be invalid. Copying or excerpting portion of, or altering the content of the report is not permitted without the written authorization of AGC. The test results presented in the report apply only to the tested sample. Any objections to report issued by AGC should be submitted to AGC within 15days after the issuance of the test report. Further enquiry of validity or verification of the test report should be addressed to AGC by agc01@agccert.com.

Attestation of Global Compliance(Shenzhen)Co., Ltd
Attestation of Global Compliance(Shenzhen)Std & Tech Co., Ltd
Tel: +86-755 2523 4088 E-mail: agc@agccert.com Web: <http://www.agccert.com/>

Z (mm)	0.00	2.00	4.00	6.00	8.00	10.00	12.00	14.00	16.00	18.00	20.00	22.00
SAR (W/Kg)	2.126	1.289	0.714	0.402	0.233	0.162	0.129	0.088	0.096	0.081	0.085	0.087



Any report having not been signed by authorized approver, or having been altered without authorization, or having not been stamped by the "Dedicated Testing/Inspection Stamp" is deemed to be invalid. Copying or excerpting portion of, or altering the content of the report is not permitted without the written authorization of AGC. The test results presented in the report apply only to the tested sample. Any objections to report issued by AGC should be submitted to AGC within 15days after the issuance of the test report. Further enquiry of validity or verification of the test report should be addressed to AGC by agc01@agccert.com.

APPENDIX B. SAR MEASUREMENT DATA

Test Laboratory: AGC Lab
GSM 850 Mid- Body- Back (MS)<SIM 1>
DUT: Tablet; Type: W638C

Date: Apr. 14, 2025

Communication System: Generic GSM; Communication System Band: GSM 850; Duty Cycle: 1:8.3; Conv.F=1.89;
Frequency: 836.6 MHz; Medium parameters used: $f = 835$ MHz; $\sigma = 0.94$ mho/m; $\epsilon_r = 41.86$; $\rho = 1000$ kg/m³ ;
Phantom section: Flat Section

Ambient temperature (°C): 21.2, Liquid temperature (°C): 20.9

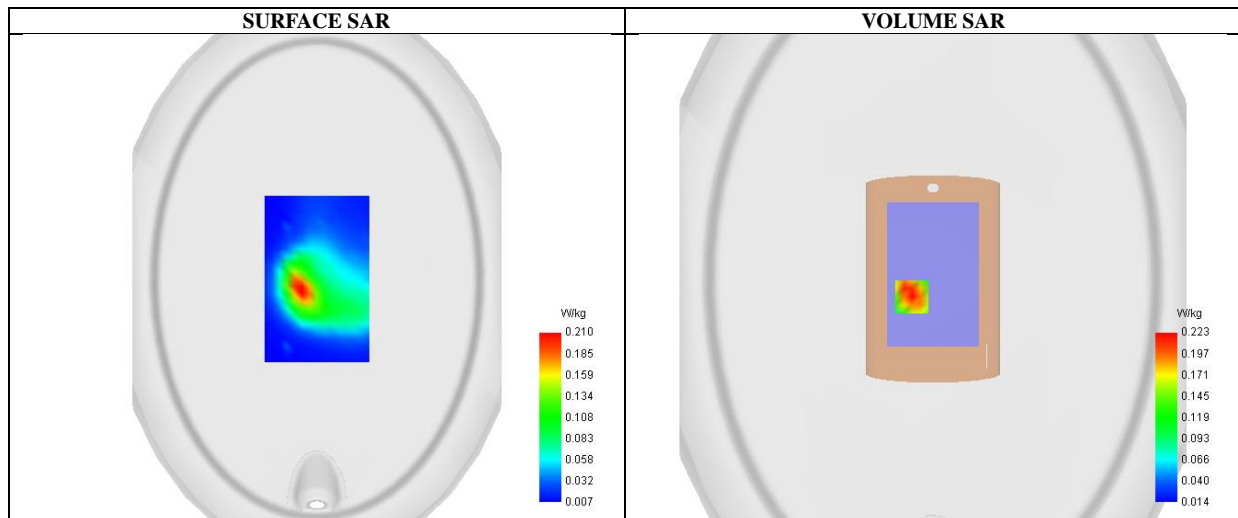
SATIMO Configuration:

- Probe: SSE2; Calibrated: Apr. 30, 2024; Serial No.: 2023-EPGO-414
- Sensor-Surface: 4mm (Mechanical Surface Detection)
- Phantom: ELLI39 Phantom
- Measurement SW: OpenSAR V4_02_35

Configuration/GSM 850 Mid-Body-Back/Area Scan: Measurement grid: dx=8mm, dy=8mm

Configuration/GSM 850 Mid-Body-Back/Zoom Scan: Measurement grid: dx=8mm, dy=8mm, dz=5mm;

Area Scan	dx=8mm dy=8mm, h= 5.00 mm
ZoomScan	5x5x7,dx=8mm dy=8mm dz=5mm,Complete
Phantom	ELLI
Device Position	Body Back
Band	GSM 850
Channels	Middle
Signal	TDMA (Crest factor: 8.0)



Maximum location: X=-20.00, Y=-17.00 ; SAR Peak: 0.34 W/kg

SAR 10g (W/Kg)	0.133
SAR 1g (W/Kg)	0.216
Variation (%)	-2.180
Horizontal validation criteria: minimum distance (mm)	22.627417
Vertical validation criteria: SAR ratio M2/M1 (%)	62.286366

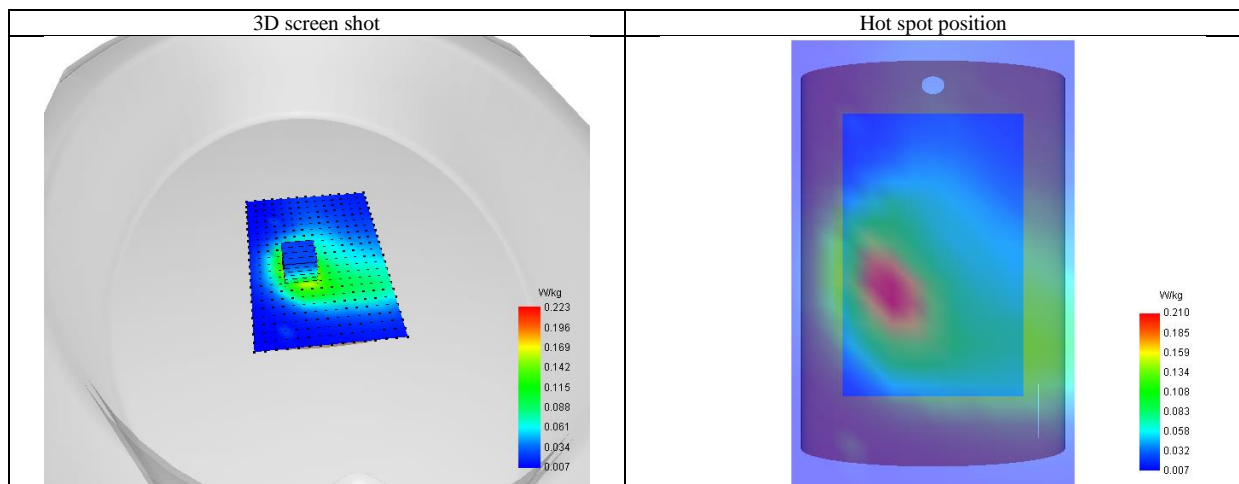
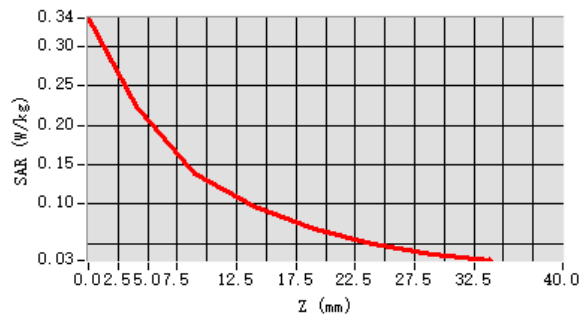
Any report having not been signed by authorized approver, or having been altered without authorization, or having not been stamped by the “Dedicated Testing/Inspection Stamp” is deemed to be invalid. Copying or excerpting portion of, or altering the content of the report is not permitted without the written authorization of AGC. The test results presented in the report apply only to the tested sample. Any objections to report issued by AGC should be submitted to AGC within 15days after the issuance of the test report. Further enquiry of validity or verification of the test report should be addressed to AGC by agc01@agccert.com.

Attestation of Global Compliance(Shenzhen)Co., Ltd

Attestation of Global Compliance(Shenzhen)Std & Tech Co., Ltd

Tel: +86-755 2523 4088 E-mail: agc@agccert.com Web: <http://www.agccert.com/>

Z (mm)	0.00	4.00	9.00	14.00	19.00	24.00	29.00
SAR (W/Kg)	0.335	0.223	0.139	0.098	0.069	0.049	0.036



Any report having not been signed by authorized approver, or having been altered without authorization, or having not been stamped by the “Dedicated Testing/Inspection Stamp” is deemed to be invalid. Copying or excerpting portion of, or altering the content of the report is not permitted without the written authorization of AGC. The test results presented in the report apply only to the tested sample. Any objections to report issued by AGC should be submitted to AGC within 15days after the issuance of the test report. Further enquiry of validity or verification of the test report should be addressed to AGC by agc01@agccert.com.

Test Laboratory: AGC Lab
GPRS 850 Mid- Body- Back (2up)
DUT: Tablet; Type: W638C

Date: Apr. 14, 2025

Communication System: GPRS-2 Slot; Communication System Band: GSM 850; Duty Cycle: 1:4.2; Conv.F=1.89;
Frequency: 836.6 MHz; Medium parameters used: $f = 835$ MHz; $\sigma = 0.94$ mho/m; $\epsilon_r = 41.86$; $\rho = 1000$ kg/m³ ;
Phantom section: Flat Section

Ambient temperature (°C): 21.2, Liquid temperature (°C): 20.9

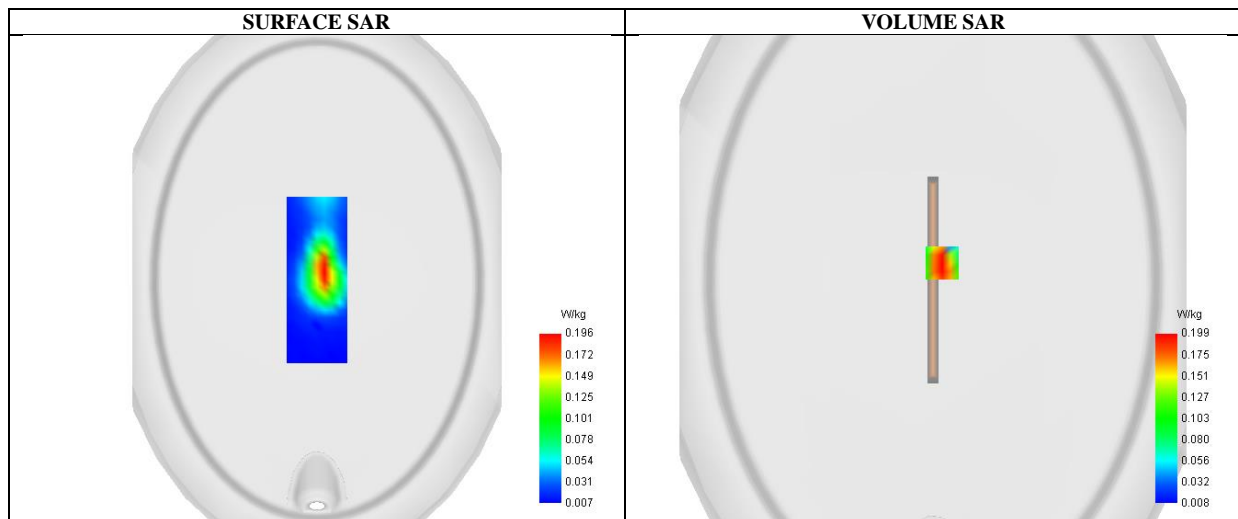
SATIMO Configuration:

- Probe: SSE2; Calibrated: Apr. 30, 2024; Serial No.: 2023-EPGO-414
- Sensor-Surface: 4mm (Mechanical Surface Detection)
- Phantom: ELLI39 Phantom
- Measurement SW: OpenSAR V4_02_35

Configuration/GPRS 850 Mid-Body-Back/Area Scan: Measurement grid: dx=8mm, dy=8mm

Configuration/GPRS 850 Mid-Body-Back/Zoom Scan: Measurement grid: dx=8mm,dy=8mm, dz=5mm;

Area Scan	dx=8mm dy=8mm, h= 5.00 mm
Zoom Scan	5x5x7,dx=8mm dy=8mm dz=5mm,Complete
Phantom	ELLI
Device Position	Body Back
Band	GSM 850
Channels	Middle
Signal	TDMA (Crest factor: 4.0)



Maximum location: X=9.00, Y=16.00 ; SAR Peak: 0.29 W/kg

SAR 10g (W/Kg)	0.112
SAR 1g (W/Kg)	0.194
Variation (%)	-0.560
Horizontal validation criteria: minimum distance (mm)	16.000000
Vertical validation criteria: SAR ratio M2/M1 (%)	63.290163

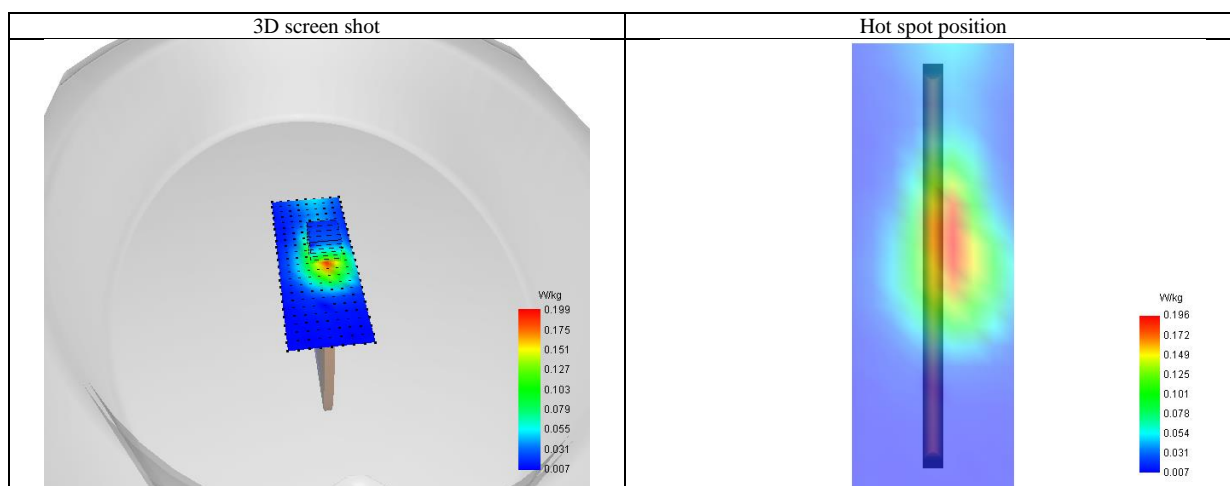
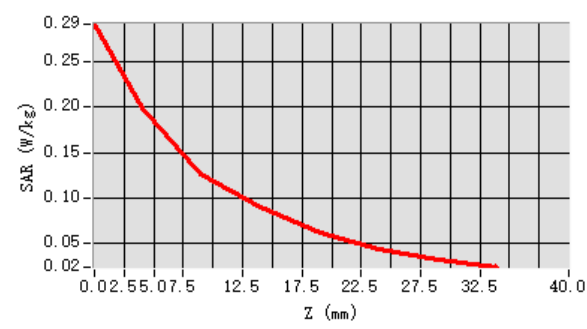
Any report having not been signed by authorized approver, or having been altered without authorization, or having not been stamped by the “Dedicated Testing/Inspection Stamp” is deemed to be invalid. Copying or excerpting portion of, or altering the content of the report is not permitted without the written authorization of AGC. The test results presented in the report apply only to the tested sample. Any objections to report issued by AGC should be submitted to AGC within 15days after the issuance of the test report. Further enquiry of validity or verification of the test report should be addressed to AGC by agc01@agccert.com.

Attestation of Global Compliance(Shenzhen)Co., Ltd

Attestation of Global Compliance(Shenzhen)Std & Tech Co., Ltd

Tel: +86-755 2523 4088 E-mail: agc@agccert.com Web: <http://www.agccert.com/>

Z (mm)	0.00	4.00	9.00	14.00	19.00	24.00	29.00
SAR (W/Kg)	0.291	0.199	0.126	0.090	0.062	0.043	0.031



Any report having not been signed by authorized approver, or having been altered without authorization, or having not been stamped by the “Dedicated Testing/Inspection Stamp” is deemed to be invalid. Copying or excerpting portion of, or altering the content of the report is not permitted without the written authorization of AGC. The test results presented in the report apply only to the tested sample. Any objections to report issued by AGC should be submitted to AGC within 15days after the issuance of the test report. Further enquiry of validity or verification of the test report should be addressed to AGC by agc01@agccert.com.

Test Laboratory: AGC Lab
PCS 1900 Mid-Body-Back (MS)<SIM 1>
DUT: Tablet; Type: W638C

Date: Apr. 18, 2025

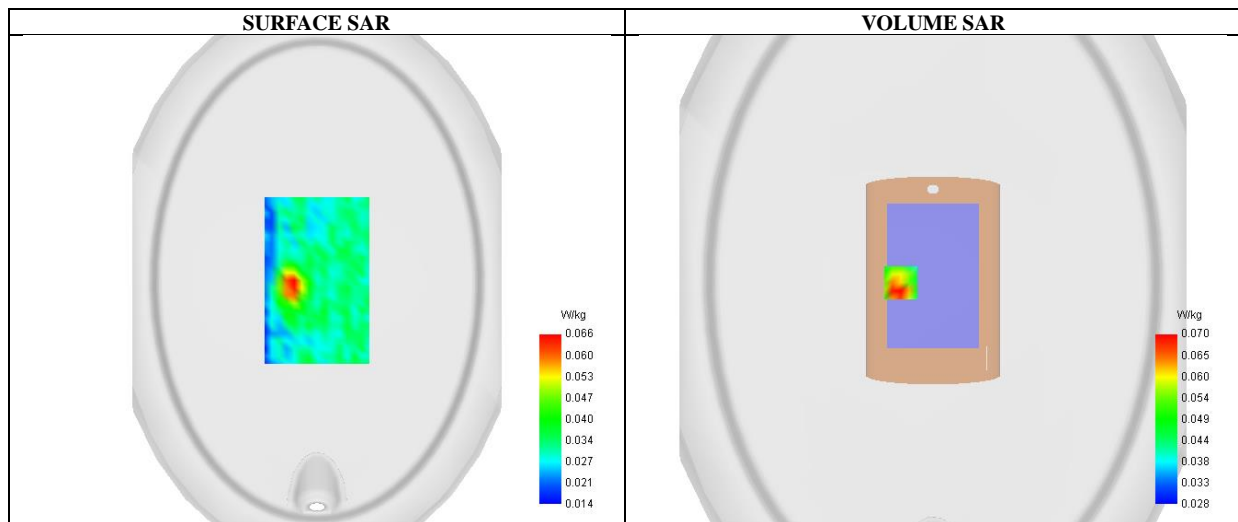
Communication System: Generic GSM; Communication System Band: PCS 1900; Duty Cycle: 1:8.3; Conv.F=2.08;
Frequency: 1880 MHz; Medium parameters used: $f = 1900$ MHz; $\sigma = \delta L$ mho/m; $\epsilon_r = 39.90$; $\rho = 1000$ kg/m³ ;
Phantom section: Flat Section
Ambient temperature (°C): 21.4, Liquid temperature (°C): 21.2

SATIMO Configuration:

- Probe: SSE2; Calibrated: Apr. 30, 2024; Serial No.: 2023-EPGO-414
- Sensor-Surface: 4mm (Mechanical Surface Detection)
- Phantom: ELLI39 Phantom
- Measurement SW: OpenSAR V4_02_35

Configuration/PCS1900 Mid-Body-Back/Area Scan: Measurement grid: dx=8mm, dy=8mm
Configuration/PCS1900 Mid-Body-Back/Zoom Scan: Measurement grid: dx=8mm,dy=8mm, dz=5mm;

Area Scan	dx=8mm dy=8mm, h= 5.00 mm
ZoomScan	5x5x7,dx=8mm dy=8mm dz=5mm,Complete
Phantom	ELLI
Device Position	Body Back
Band	PCS 1900
Channels	Middle
Signal	TDMA (Crest factor: 8.0)



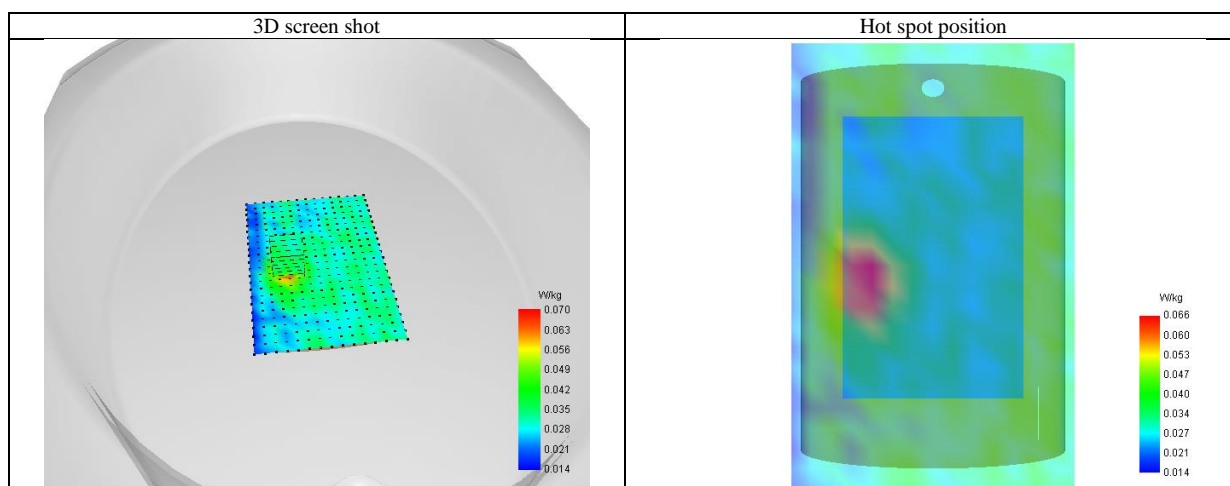
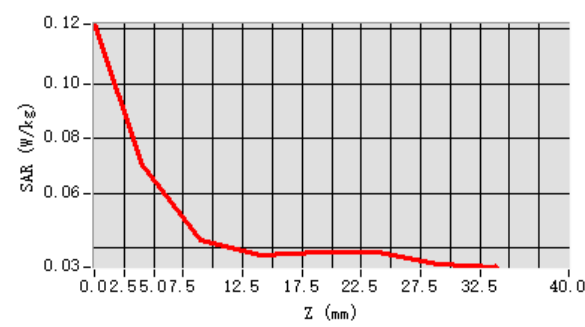
Maximum location: X=-31.00, Y=-2.00 ; SAR Peak: 0.13 W/kg

SAR 10g (W/Kg)	0.045
SAR 1g (W/Kg)	0.074
Variation (%)	70.910
Horizontal validation criteria: minimum distance (mm)	28.844410
Vertical validation criteria: SAR ratio M2/M1 (%)	63.741534

Any report having not been signed by authorized approver, or having been altered without authorization, or having not been stamped by the “Dedicated Testing/Inspection Stamp” is deemed to be invalid. Copying or excerpting portion of, or altering the content of the report is not permitted without the written authorization of AGC. The test results presented in the report apply only to the tested sample. Any objections to report issued by AGC should be submitted to AGC within 15days after the issuance of the test report. Further enquiry of validity or verification of the test report should be addressed to AGC by agc01@agccert.com.

Attestation of Global Compliance(Shenzhen)Co., Ltd
Attestation of Global Compliance(Shenzhen)Std & Tech Co., Ltd
Tel: +86-755 2523 4088 E-mail: agc@agccert.com Web: <http://www.agccert.com/>

Z (mm)	0.00	4.00	9.00	14.00	19.00	24.00	29.00
SAR (W/Kg)	0.122	0.070	0.043	0.038	0.039	0.038	0.034



Any report having not been signed by authorized approver, or having been altered without authorization, or having not been stamped by the “Dedicated Testing/Inspection Stamp” is deemed to be invalid. Copying or excerpting portion of, or altering the content of the report is not permitted without the written authorization of AGC. The test results presented in the report apply only to the tested sample. Any objections to report issued by AGC should be submitted to AGC within 15days after the issuance of the test report. Further enquiry of validity or verification of the test report should be addressed to AGC by agc01@agccert.com.

Test Laboratory: AGC Lab
GPRS 1900 Mid-Edge 2 (2up)
DUT: Tablet; Type: W638C

Date: Apr. 18, 2025

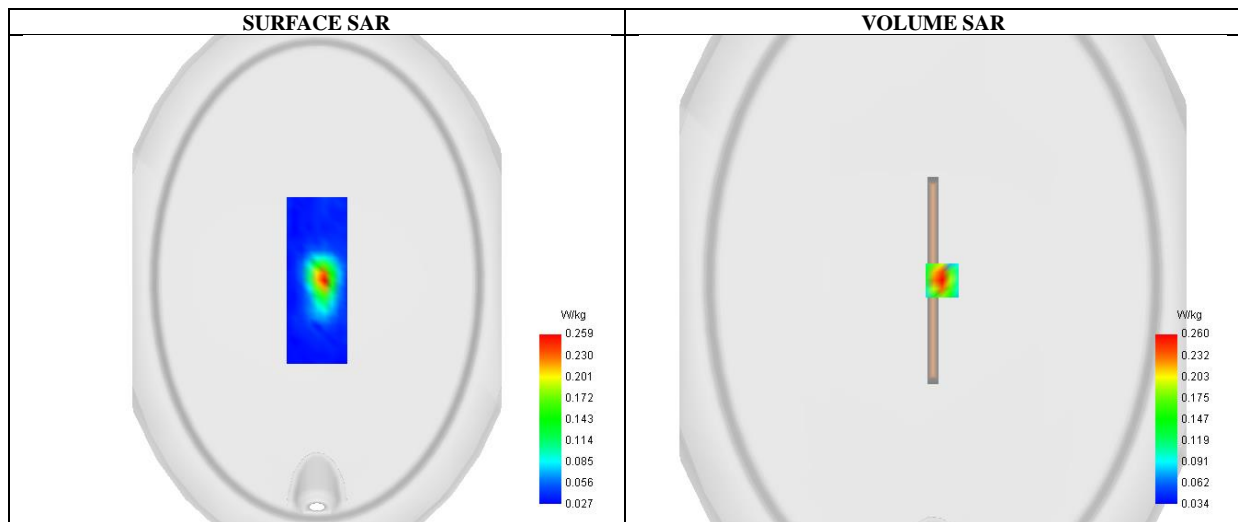
Communication System: GPRS-2Slot; Communication System Band: PCS 1900; Duty Cycle: 1:4.2; Conv.F=2.08;
Frequency: 1880 MHz; Medium parameters used: $f = 1900$ MHz; $\sigma = \delta L$ mho/m; $\epsilon_r = 39.90$; $\rho = 1000$ kg/m³ ;
Phantom section: Flat Section
Ambient temperature (°C): 21.4, Liquid temperature (°C): 21.2

SATIMO Configuration:

- Probe: SSE2; Calibrated: Apr. 30, 2024; Serial No.: 2023-EPGO-414
- Sensor-Surface: 4mm (Mechanical Surface Detection)
- Phantom: ELLI39 Phantom
- Measurement SW: OpenSAR V4_02_35

Configuration/GPRS1900 Mid-Edge 2/Area Scan: Measurement grid: dx=8mm, dy=8mm
Configuration/GPRS1900 Mid-Edge 2/Zoom Scan: Measurement grid: dx=8mm, dy=8mm, dz=5mm;

Area Scan	dx=8mm dy=8mm, h= 5.00 mm
Zoom Scan	5x5x7,dx=8mm dy=8mm dz=5mm,Complete
Phantom	ELLI
Device Position	Edge 2
Band	PCS 1900
Channels	Middle
Signal	TDMA (Crest factor: 4.0)



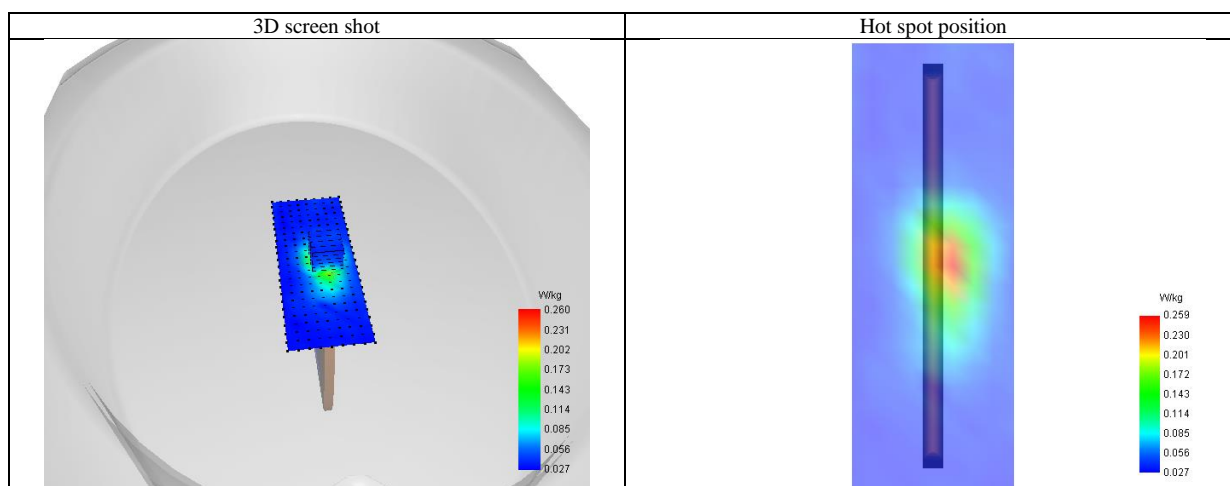
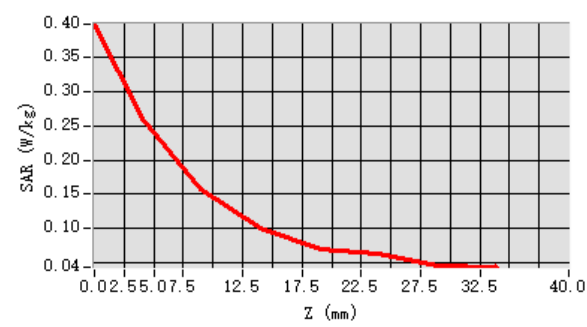
Maximum location: X=9.00, Y=0.00 ; SAR Peak: 0.40 W/kg

SAR 10g (W/Kg)	0.142
SAR 1g (W/Kg)	0.249
Variation (%)	-28.950
Horizontal validation criteria: minimum distance (mm)	16.000000
Vertical validation criteria: SAR ratio M2/M1 (%)	60.099811

Any report having not been signed by authorized approver, or having been altered without authorization, or having not been stamped by the “Dedicated Testing/Inspection Stamp” is deemed to be invalid. Copying or excerpting portion of, or altering the content of the report is not permitted without the written authorization of AGC. The test results presented in the report apply only to the tested sample. Any objections to report issued by AGC should be submitted to AGC within 15days after the issuance of the test report. Further enquiry of validity or verification of the test report should be addressed to AGC by agc01@agccert.com.

Attestation of Global Compliance(Shenzhen)Co., Ltd
Attestation of Global Compliance(Shenzhen)Std & Tech Co., Ltd
Tel: +86-755 2523 4088 E-mail: agc@agccert.com Web: <http://www.agccert.com/>

Z (mm)	0.00	4.00	9.00	14.00	19.00	24.00	29.00
SAR (W/Kg)	0.400	0.260	0.156	0.099	0.069	0.061	0.044



Any report having not been signed by authorized approver, or having been altered without authorization, or having not been stamped by the "Dedicated Testing/Inspection Stamp" is deemed to be invalid. Copying or excerpting portion of, or altering the content of the report is not permitted without the written authorization of AGC. The test results presented in the report apply only to the tested sample. Any objections to report issued by AGC should be submitted to AGC within 15days after the issuance of the test report. Further enquiry of validity or verification of the test report should be addressed to AGC by agc01@agccert.com.

Test Laboratory: AGC Lab
WCDMA Band II Mid-Body-Towards Grounds (RMC 12.2kbps)
DUT: Tablet; Type: W638C

Date: Apr. 18, 2025

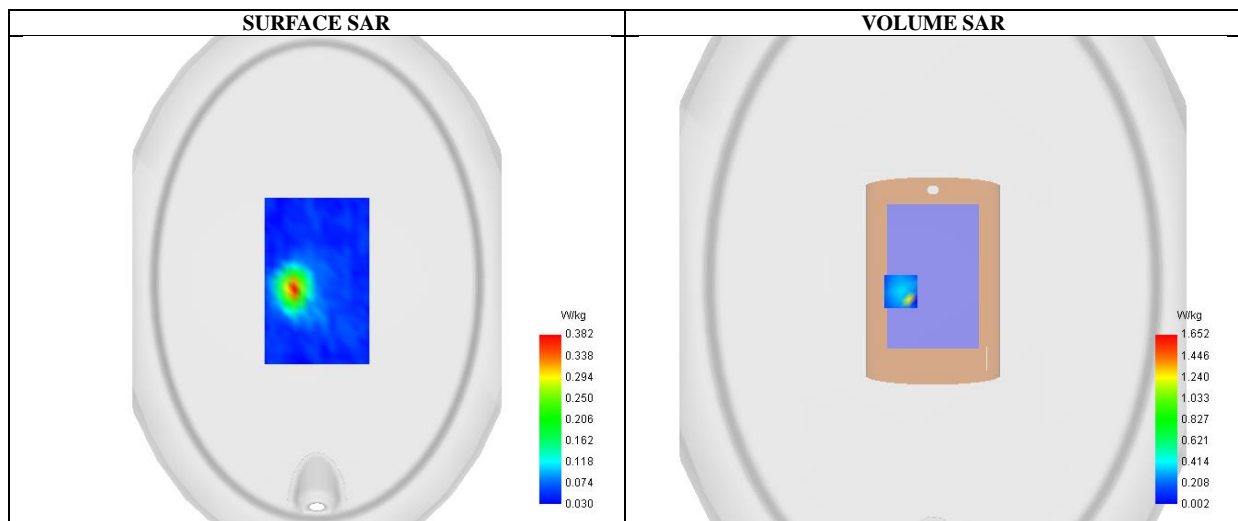
Communication System: UMTS; Communication System Band: Band II UTRA/FDD ;Duty Cycle:1:1; Conv.F=2.08;
Frequency: 1880 MHz; Medium parameters used: $f = 1900$ MHz; $\sigma = \delta L$ mho/m; $\epsilon_r = 39.90$; $\rho = 1000$ kg/m³ ;
Phantom section: Flat Section
Ambient temperature (°C): 21.4, Liquid temperature (°C): 21.2

SATIMO Configuration:

- Probe: SSE2; Calibrated: Apr. 30, 2024; Serial No.: 2023-EPGO-414
- Sensor-Surface: 4mm (Mechanical Surface Detection)
- Phantom: ELLI39 Phantom
- Measurement SW: OpenSAR V4_02_35

Configuration/ WCDMA band II Mid-Body-Back/Area Scan: Measurement grid: dx=8mm, dy=8mm
Configuration/ WCDMA band II Mid-Body-Back/Zoom Scan: Measurement grid: dx=8mm,dy=8mm, dz=5m;

Area Scan	dx=8mm dy=8mm, h= 5.00 mm
ZoomScan	5x5x7,dx=8mm dy=8mm dz=5mm,Complete
Phantom	ELLI
Device Position	Body Back
Band	WCDMA band II
Channels	Middle
Signal	CDMA (Crest factor: 1.0)



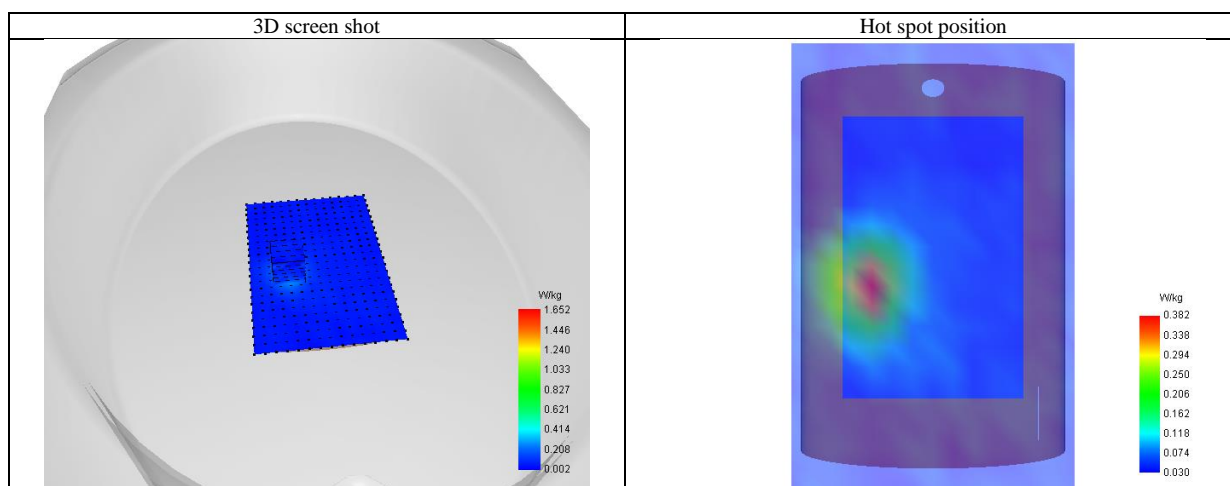
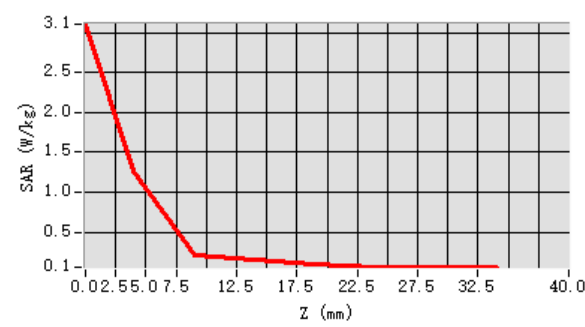
Maximum location: X=-31.00, Y=-10.00 ; SAR Peak: 2.95 W/kg

SAR 10g (W/Kg)	0.273
SAR 1g (W/Kg)	0.903
Variation (%)	-56.050
Horizontal validation criteria: minimum distance (mm)	8.000000
Vertical validation criteria: SAR ratio M2/M1 (%)	17.910119

Any report having not been signed by authorized approver, or having been altered without authorization, or having not been stamped by the "Dedicated Testing/Inspection Stamp" is deemed to be invalid. Copying or excerpting portion of, or altering the content of the report is not permitted without the written authorization of AGC. The test results presented in the report apply only to the tested sample. Any objections to report issued by AGC should be submitted to AGC within 15days after the issuance of the test report. Further enquiry of validity or verification of the test report should be addressed to AGC by agc01@agccert.com.

Attestation of Global Compliance(Shenzhen)Co., Ltd
Attestation of Global Compliance(Shenzhen)Std & Tech Co., Ltd
Tel: +86-755 2523 4088 E-mail: agc@agccert.com Web: <http://www.agccert.com/>

Z (mm)	0.00	4.00	9.00	14.00	19.00	24.00	29.00
SAR (W/Kg)	3.107	1.255	0.216	0.158	0.104	0.059	0.061



Any report having not been signed by authorized approver, or having been altered without authorization, or having not been stamped by the "Dedicated Testing/Inspection Stamp" is deemed to be invalid. Copying or excerpting portion of, or altering the content of the report is not permitted without the written authorization of AGC. The test results presented in the report apply only to the tested sample. Any objections to report issued by AGC should be submitted to AGC within 15days after the issuance of the test report. Further enquiry of validity or verification of the test report should be addressed to AGC by agc01@agccert.com.

Test Laboratory: AGC Lab
WCDMA Band II High-Body-Towards Grounds (RMC 12.2kbps)
DUT: Tablet; **Type:** W638C

Date: Apr. 18, 2025

Communication System: UMTS; Communication System Band: Band II UTRA/FDD ;Duty Cycle:1:1; Conv.F=2.08;
Frequency: 1907.6 MHz; Medium parameters used: $f = 1900$ MHz; $\sigma = \delta L$ mho/m; $\epsilon_r = 39.90$; $\rho = 1000$ kg/m³ ;
Phantom section: Flat Section

Ambient temperature (°C): 21.4, Liquid temperature (°C): 21.2

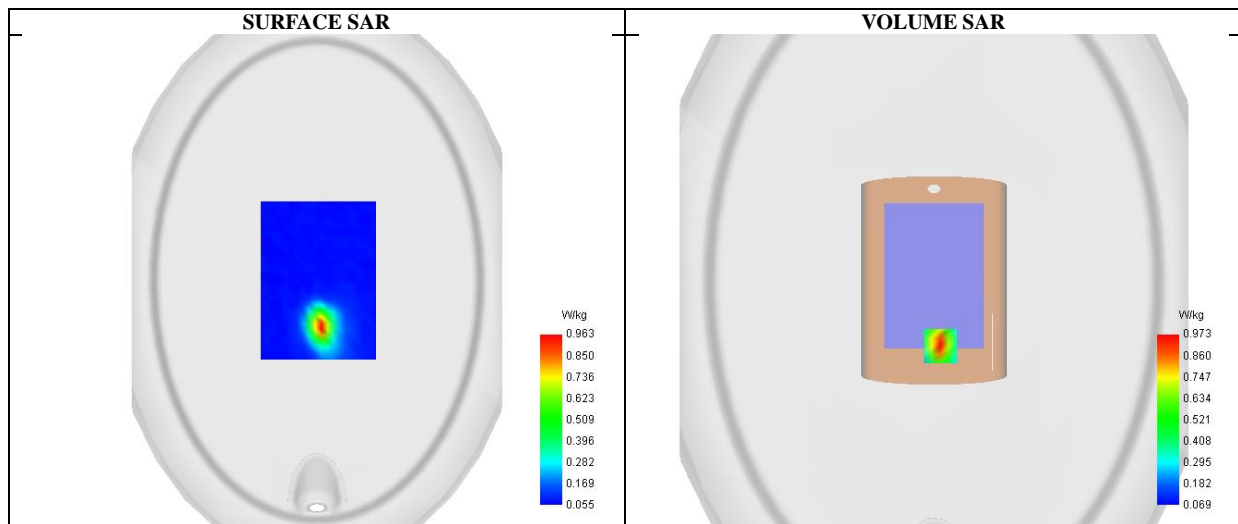
SATIMO Configuration:

- Probe: SSE2; Calibrated: Apr. 30, 2024; Serial No.: 2023-EPGO-414
- Sensor-Surface: 4mm (Mechanical Surface Detection)
- Phantom: ELLI39 Phantom
- Measurement SW: OpenSAR V4_02_35

Configuration/ WCDMA band II High -Body-Back/Area Scan: Measurement grid: dx=8mm, dy=8mm

Configuration/ WCDMA band II High -Body-Back/Zoom Scan: Measurement grid: dx=8mm,dy=8mm, dz=5mm;

Area Scan	dx=8mm dy=8mm, h= 5.00 mm
ZoomScan	5x5x7,dx=8mm dy=8mm dz=5mm,Complete
Phantom	ELLI
Device Position	Body Back
Band	WCDMA band II
Channels	High
Signal	CDMA (Crest factor: 1.0)



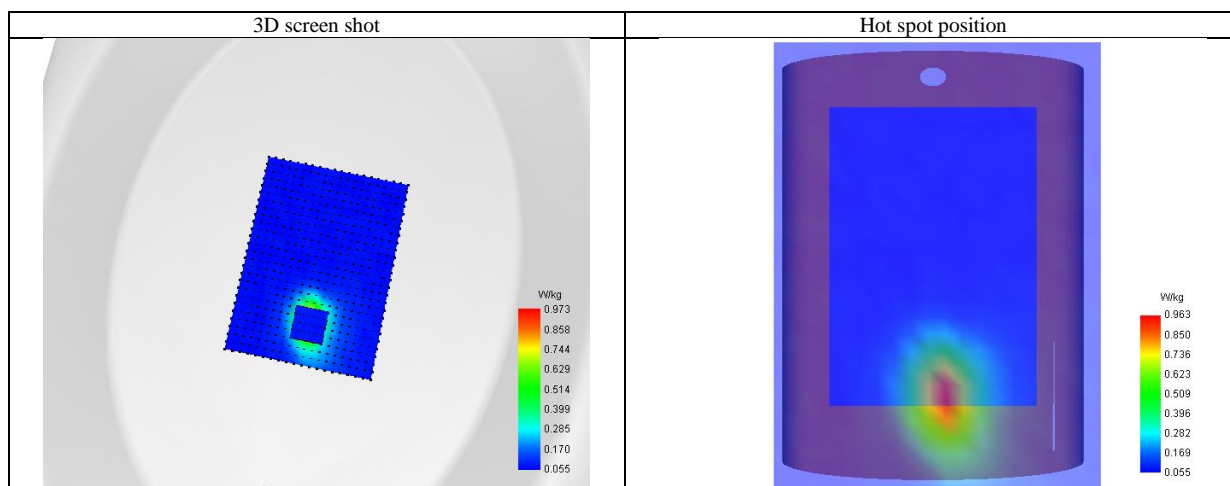
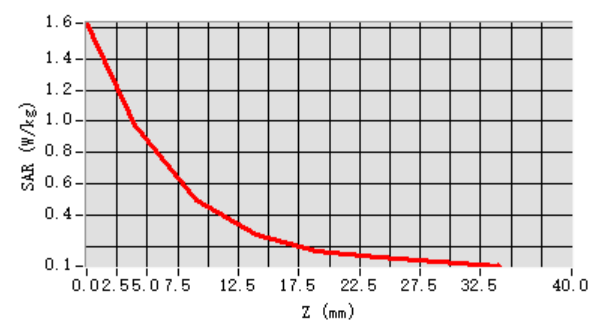
Maximum location: X=6.00, Y=-63.00 ; SAR Peak: 1.61 W/kg

SAR 10g (W/Kg)	0.473
SAR 1g (W/Kg)	0.911
Variation (%)	-9.190
Horizontal validation criteria: minimum distance (mm)	16.000000
Vertical validation criteria: SAR ratio M2/M1 (%)	50.967417

Any report having not been signed by authorized approver, or having been altered without authorization, or having not been stamped by the “Dedicated Testing/Inspection Stamp” is deemed to be invalid. Copying or excerpting portion of, or altering the content of the report is not permitted without the written authorization of AGC. The test results presented in the report apply only to the tested sample. Any objections to report issued by AGC should be submitted to AGC within 15days after the issuance of the test report. Further enquiry of validity or verification of the test report should be addressed to AGC by agc01@agccert.com.

Attestation of Global Compliance(Shenzhen)Co., Ltd
Attestation of Global Compliance(Shenzhen)Std & Tech Co., Ltd
Tel: +86-755 2523 4088 E-mail: agc@agccert.com Web: <http://www.agccert.com/>

Z (mm)	0.00	4.00	9.00	14.00	19.00	24.00	29.00
SAR (W/Kg)	1.626	0.973	0.496	0.282	0.172	0.131	0.101



Any report having not been signed by authorized approver, or having been altered without authorization, or having not been stamped by the “Dedicated Testing/Inspection Stamp” is deemed to be invalid. Copying or excerpting portion of, or altering the content of the report is not permitted without the written authorization of AGC. The test results presented in the report apply only to the tested sample. Any objections to report issued by AGC should be submitted to AGC within 15days after the issuance of the test report. Further enquiry of validity or verification of the test report should be addressed to AGC by agc01@agccert.com.

Test Laboratory: AGC Lab

Date: Apr. 14, 2025

WCDMA Band V Mid-Body-Towards Grounds (RMC)

DUT: Tablet; Type: W638C

Communication System: UMTS; Communication System Band: BAND V UTRA/FDD; Duty Cycle:1: 1; Conv.F=1.89; Frequency: 836.4 MHz; Medium parameters used: $f = 835\text{MHz}$; $\sigma = 0.94 \text{ mho/m}$; $\epsilon_r = 41.86$; $\rho = 1000 \text{ kg/m}^3$;
Phantom section: Flat Section

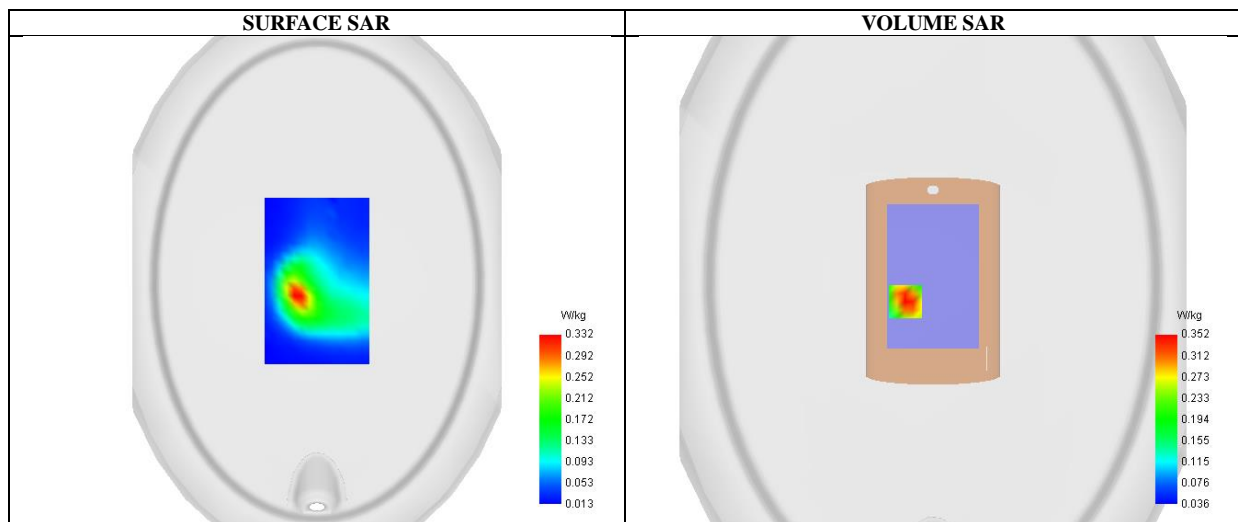
Ambient temperature (°C): 21.2, Liquid temperature (°C): 20.9

SATIMO Configuration:

- Probe: SSE2; Calibrated: Apr. 30, 2024; Serial No.: 2023-EPGO-414
- Sensor-Surface: 4mm (Mechanical Surface Detection)
- Phantom: ELLI39 Phantom
- Measurement SW: OpenSAR V4_02_35

Configuration/ WCDMA Band V Mid-Body-Back/Area Scan: Measurement grid: $dx=8\text{mm}$, $dy=8\text{mm}$
Configuration/ WCDMA Band V Mid-Body-Back/Zoom Scan: Measurement grid: $dx=8\text{mm}$, $dy=8\text{mm}$, $dz=5\text{mm}$;

Area Scan	$dx=8\text{mm}$ $dy=8\text{mm}$, $h= 5.00 \text{ mm}$
ZoomScan	$5 \times 5 \times 7$, $dx=8\text{mm}$ $dy=8\text{mm}$ $dz=5\text{mm}$, Complete
Phantom	ELLI
Device Position	Body Back
Band	WCDMA Band V
Channels	Middle
Signal	CDMA (Crest factor: 1.0)


Maximum location: $X=-27.00$, $Y=-20.00$; SAR Peak: 0.53 W/kg

SAR 10g (W/Kg)	0.211
SAR 1g (W/Kg)	0.341
Variation (%)	6.960
Horizontal validation criteria: minimum distance (mm)	17.888544
Vertical validation criteria: SAR ratio M2/M1 (%)	62.781675

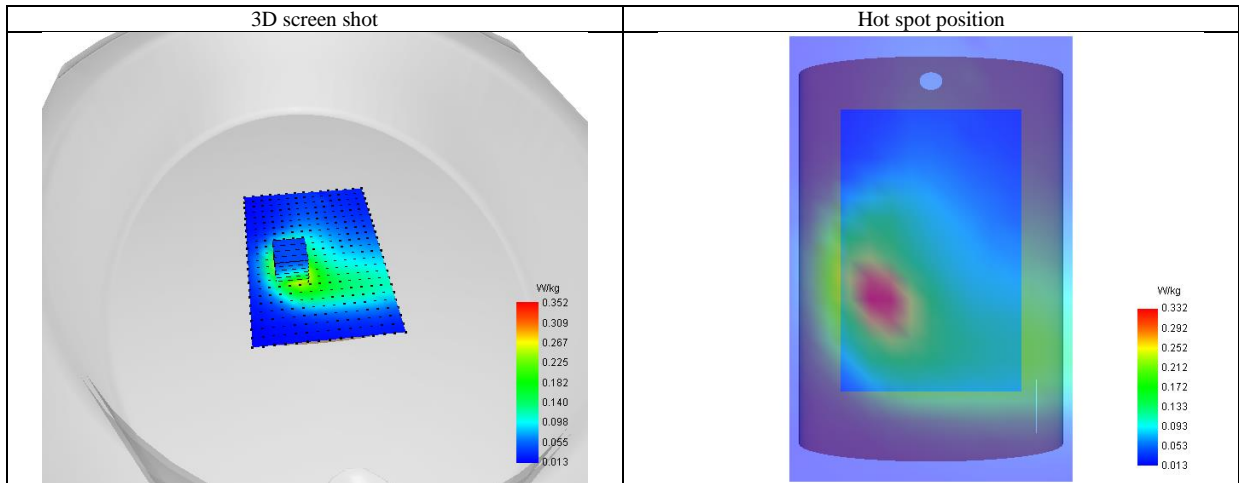
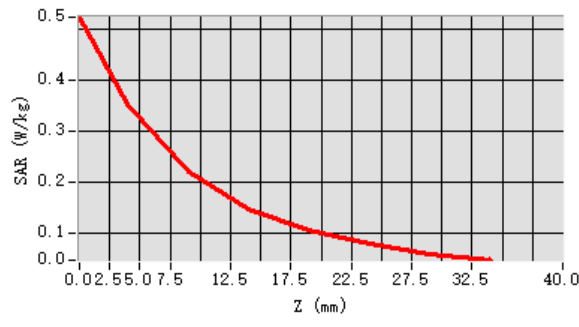
Any report having not been signed by authorized approver, or having been altered without authorization, or having not been stamped by the “Dedicated Testing/Inspection Stamp” is deemed to be invalid. Copying or excerpting portion of, or altering the content of the report is not permitted without the written authorization of AGC. The test results presented in the report apply only to the tested sample. Any objections to report issued by AGC should be submitted to AGC within 15days after the issuance of the test report. Further enquiry of validity or verification of the test report should be addressed to AGC by agc01@agccert.com.

Attestation of Global Compliance(Shenzhen)Co., Ltd

Attestation of Global Compliance(Shenzhen)Std & Tech Co., Ltd

Tel: +86-755 2523 4088 E-mail: agc@agccert.com Web: <http://www.agccert.com/>

Z (mm)	0.00	4.00	9.00	14.00	19.00	24.00	29.00
SAR (W/Kg)	0.522	0.352	0.221	0.149	0.108	0.081	0.061



Any report having not been signed by authorized approver, or having been altered without authorization, or having not been stamped by the "Dedicated Testing/Inspection Stamp" is deemed to be invalid. Copying or excerpting portion of, or altering the content of the report is not permitted without the written authorization of AGC. The test results presented in the report apply only to the tested sample. Any objections to report issued by AGC should be submitted to AGC within 15days after the issuance of the test report. Further enquiry of validity or verification of the test report should be addressed to AGC by agc01@agccert.com.

Test Laboratory: AGC Lab
LTE Band 2 Low-Body-Edge 2(Right) (1 RB#0)
DUT: Tablet; **Type:** W638C

Date: Apr. 18, 2025

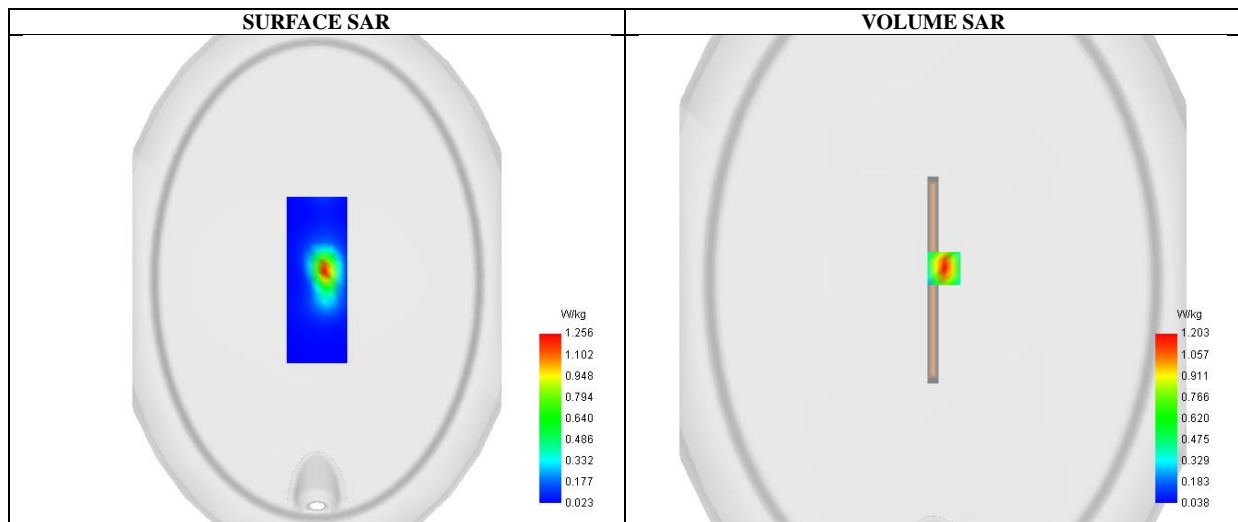
Communication System: LTE; Communication System Band: LTE Band 2; Duty Cycle:1:1; Conv.F=2.08;
Frequency:1860MHz; Medium parameters used: $f = 1900$ MHz; $\sigma = 1.35$ mho/m; $\epsilon_r = 39.90$; $\rho = 1000$ kg/m³ ;
Phantom section: Flat Section
Ambient temperature (°C): 21.4, Liquid temperature (°C): 21.2

SATIMO Configuration:

- Probe: SSE2; Calibrated: Apr. 30, 2024; Serial No.: 2023-EPGO-414
- Sensor-Surface: 4mm (Mechanical Surface Detection)
- Phantom: ELLI39 Phantom
- Measurement SW: OpenSAR V4_02_35

Configuration/ LTE Band 2 Low-Body-Edge 2(Right)/Area Scan: Measurement grid: dx=8mm, dy=8mm
Configuration/ LTE Band 2 Low-Body-Edge 2(Right)/Zoom Scan: Measurement grid: dx=8mm,dy=8mm, dz=5m;

Area Scan	dx=8mm dy=8mm, h= 5.00 mm
Zoom Scan	5x5x7,dx=8mm dy=8mm dz=5mm
Phantom	ELLI
Device Position	Body Edge 2(Right)
Band	LTE Band 2
Channels	Low
Signal	OFDM (Crest factor: 1.0)



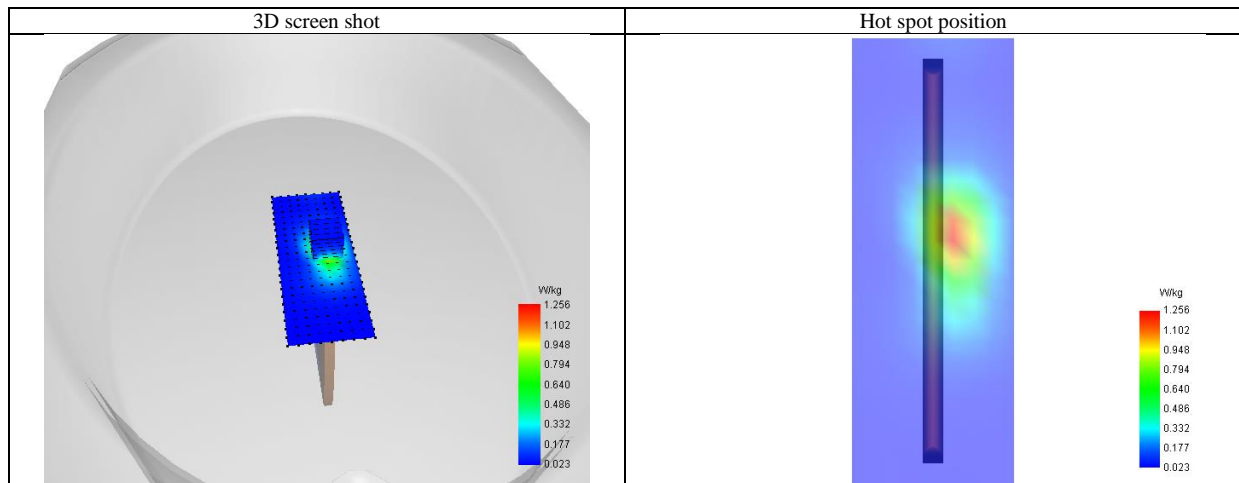
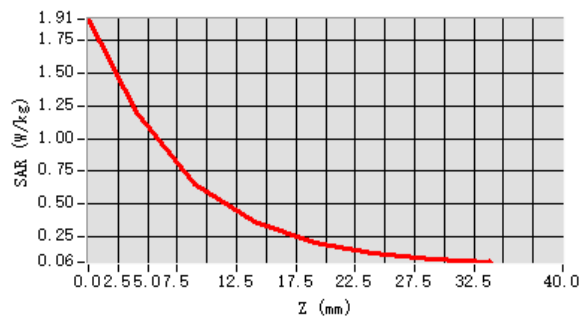
Maximum location: X=11.00, Y=11.00 ; SAR Peak: 1.91 W/kg

SAR 10g (W/Kg)	0.588
SAR 1g (W/Kg)	1.102
Variation (%)	-4.160
Horizontal validation criteria: minimum distance (mm)	16.000000
Vertical validation criteria: SAR ratio M2/M1 (%)	54.387020

Any report having not been signed by authorized approver, or having been altered without authorization, or having not been stamped by the “Dedicated Testing/Inspection Stamp” is deemed to be invalid. Copying or excerpting portion of, or altering the content of the report is not permitted without the written authorization of AGC. The test results presented in the report apply only to the tested sample. Any objections to report issued by AGC should be submitted to AGC within 15days after the issuance of the test report. Further enquiry of validity or verification of the test report should be addressed to AGC by agc01@agccert.com.

Attestation of Global Compliance(Shenzhen)Co., Ltd
Attestation of Global Compliance(Shenzhen)Std & Tech Co., Ltd
Tel: +86-755 2523 4088 E-mail: agc@agccert.com Web: <http://www.agccert.com/>

Z (mm)	0.00	4.00	9.00	14.00	19.00	24.00	29.00
SAR (W/Kg)	1.913	1.203	0.654	0.367	0.211	0.130	0.084



Any report having not been signed by authorized approver, or having been altered without authorization, or having not been stamped by the “Dedicated Testing/Inspection Stamp” is deemed to be invalid. Copying or excerpting portion of, or altering the content of the report is not permitted without the written authorization of AGC. The test results presented in the report apply only to the tested sample. Any objections to report issued by AGC should be submitted to AGC within 15days after the issuance of the test report. Further enquiry of validity or verification of the test report should be addressed to AGC by agc01@agccert.com.

Test Laboratory: AGC Lab
LTE Band 2 High-Body-Edge 2(Right) (1 RB#0)
DUT: Tablet; **Type:** W638C

Date: Apr. 18, 2025

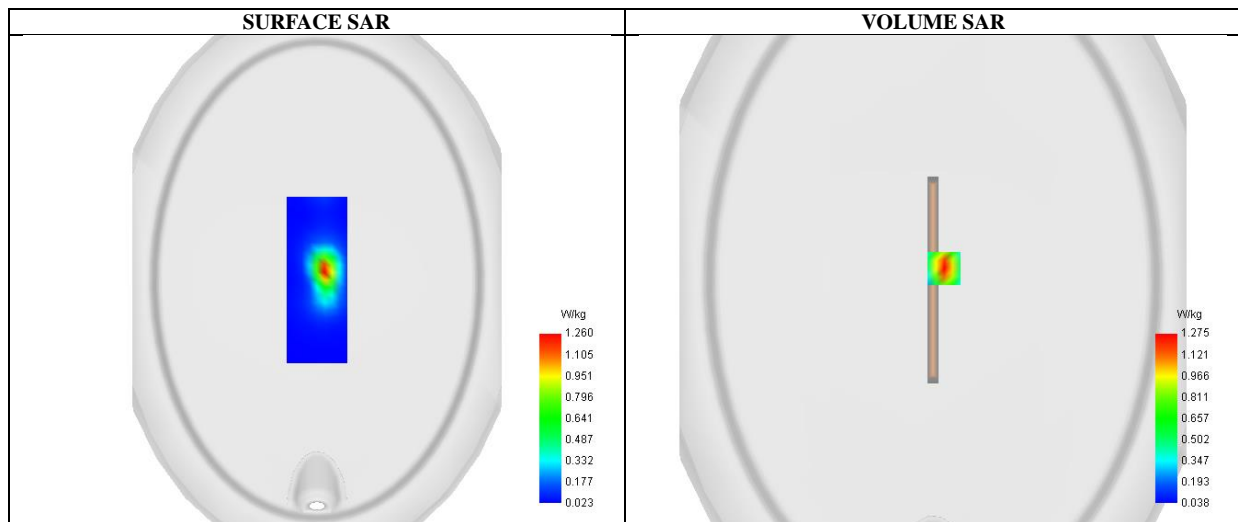
Communication System: LTE; Communication System Band: LTE Band 2; Duty Cycle:1:1; Conv.F=2.08;
Frequency:1900MHz; Medium parameters used: $f = 1900 \text{ MHz}$; $\sigma = 1.35 \text{ mho/m}$; $\epsilon_r = 39.90$; $\rho = 1000 \text{ kg/m}^3$;
Phantom section: Flat Section
Ambient temperature ($^{\circ}\text{C}$): 21.4, Liquid temperature ($^{\circ}\text{C}$): 21.2

SATIMO Configuration:

- Probe: SSE2; Calibrated: Apr. 30, 2024; Serial No.: 2023-EPGO-414
- Sensor-Surface: 4mm (Mechanical Surface Detection)
- Phantom: ELLI39 Phantom
- Measurement SW: OpenSAR V4_02_35

Configuration/ LTE Band 2 High-Body-Edge 2(Right)/Area Scan: Measurement grid: $dx=8\text{mm}$, $dy=8\text{mm}$
Configuration/ LTE Band 2 High-Body-Edge 2(Right)/Zoom Scan: Measurement grid: $dx=8\text{mm}$, $dy=8\text{mm}$, $dz=5\text{mm}$;

Area Scan	$dx=8\text{mm}$ $dy=8\text{mm}$, $h= 5.00 \text{ mm}$
Zoom Scan	$5 \times 5 \times 7$, $dx=8\text{mm}$ $dy=8\text{mm}$ $dz=5\text{mm}$
Phantom	ELLI
Device Position	Body Edge 2(Right)
Band	LTE Band 2
Channels	High
Signal	OFDM (Crest factor: 1.0)



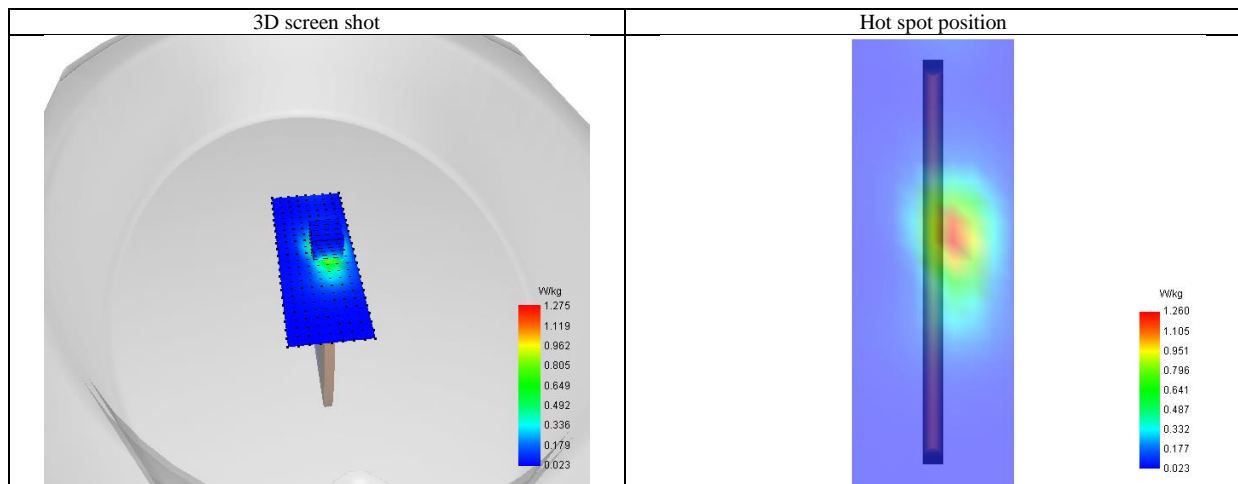
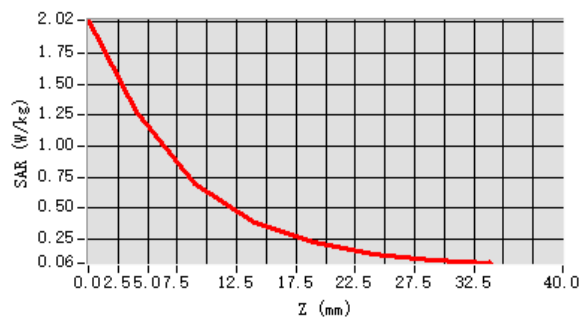
Maximum location: $X=11.00$, $Y=11.00$; SAR Peak: 2.01 W/kg

SAR 10g (W/Kg)	0.623
SAR 1g (W/Kg)	1.198
Variation (%)	-1.400
Horizontal validation criteria: minimum distance (mm)	16.000000
Vertical validation criteria: SAR ratio M2/M1 (%)	54.694181

Any report having not been signed by authorized approver, or having been altered without authorization, or having not been stamped by the “Dedicated Testing/Inspection Stamp” is deemed to be invalid. Copying or excerpting portion of, or altering the content of the report is not permitted without the written authorization of AGC. The test results presented in the report apply only to the tested sample. Any objections to report issued by AGC should be submitted to AGC within 15days after the issuance of the test report. Further enquiry of validity or verification of the test report should be addressed to AGC by agc01@agccert.com.

Attestation of Global Compliance(Shenzhen)Co., Ltd
Attestation of Global Compliance(Shenzhen)Std & Tech Co., Ltd
Tel: +86-755 2523 4088 E-mail: agc@agccert.com Web: <http://www.agccert.com/>

Z (mm)	0.00	4.00	9.00	14.00	19.00	24.00	29.00
SAR (W/Kg)	2.016	1.275	0.697	0.390	0.224	0.134	0.088



Any report having not been signed by authorized approver, or having been altered without authorization, or having not been stamped by the “Dedicated Testing/Inspection Stamp” is deemed to be invalid. Copying or excerpting portion of, or altering the content of the report is not permitted without the written authorization of AGC. The test results presented in the report apply only to the tested sample. Any objections to report issued by AGC should be submitted to AGC within 15days after the issuance of the test report. Further enquiry of validity or verification of the test report should be addressed to AGC by agc01@agccert.com.

Test Laboratory: AGC Lab
LTE Band 4 Mid-Body-Edge 2(Right) (1 RB#0)
DUT: Tablet; Type: W638C

Date: Apr. 19, 2025

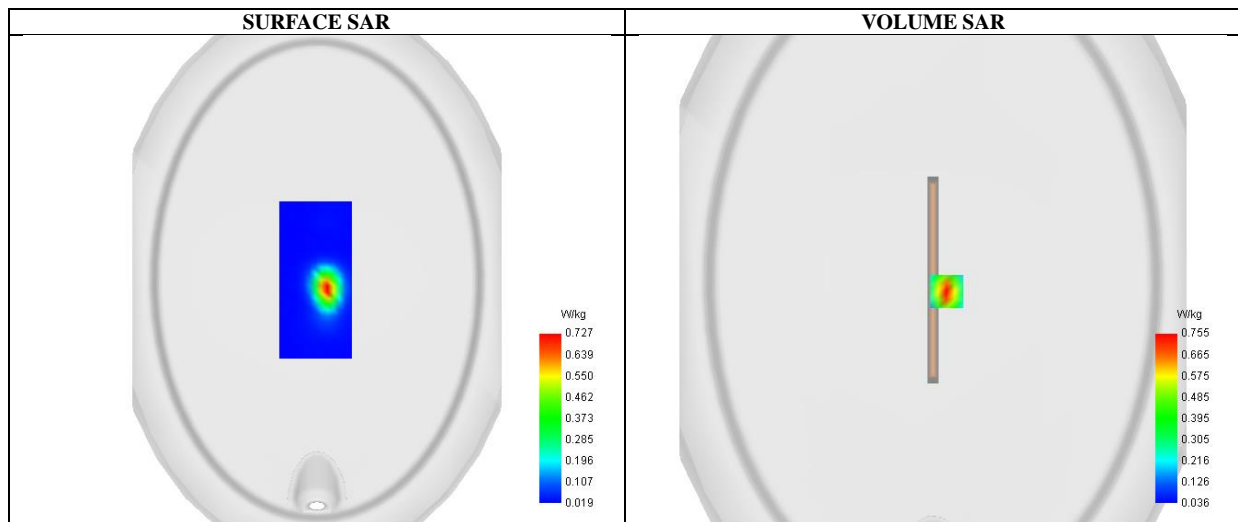
Communication System: LTE; Communication System Band: LTE Band 4; Duty Cycle:1:1; Conv.F=2.28;
Frequency:1732.5 MHz; Medium parameters used: $f = 1750$ MHz; $\sigma = 1.39$ mho/m; $\epsilon_r = 40.62$; $\rho = 1000$ kg/m³ ;
Phantom section: Flat Section
Ambient temperature (°C): 21.2, Liquid temperature (°C): 21.1

SATIMO Configuration:

- Probe: SSE2; Calibrated: Apr. 30, 2024; Serial No.: 2023-EPGO-414
- Sensor-Surface: 4mm (Mechanical Surface Detection)
- Phantom: ELLI39 Phantom
- Measurement SW: OpenSAR V4_02_35

Configuration/ LTE Band 4 Mid-Body-Edge 2(Right)/Area Scan: Measurement grid: dx=8mm, dy=8mm
Configuration/ LTE Band 4 Mid-Body-Edge 2(Right)/Zoom Scan: Measurement grid: dx=8mm,dy=8mm, dz=5mm;

Area Scan	dx=8mm dy=8mm, h= 5.00 mm
Zoom Scan	5x5x7,dx=8mm dy=8mm dz=5mm
Phantom	ELLI
Device Position	Body Edge 2(Right)
Band	LTE Band 4
Channels	Middle
Signal	OFDM (Crest factor: 1.0)



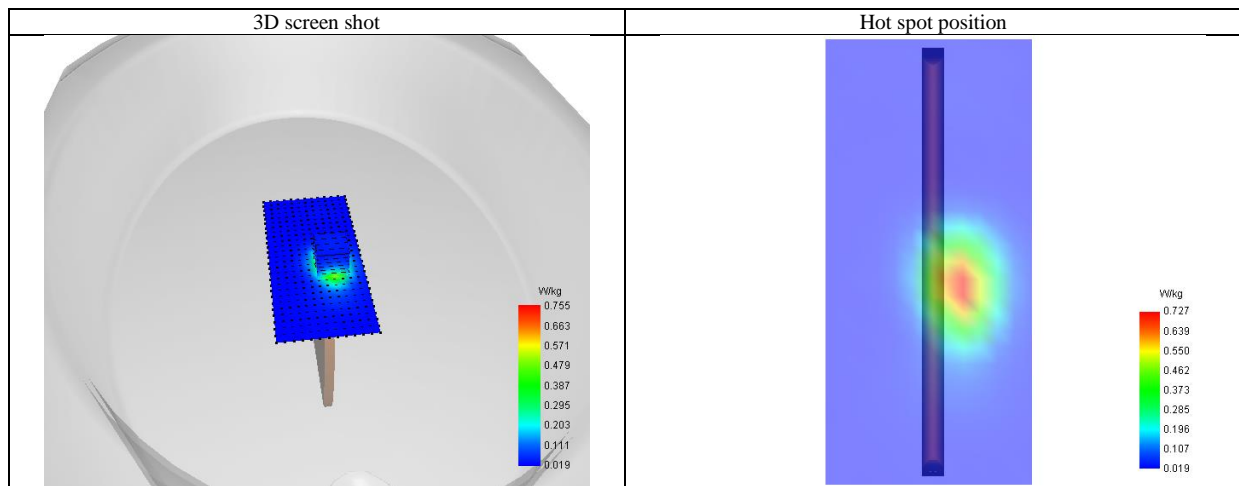
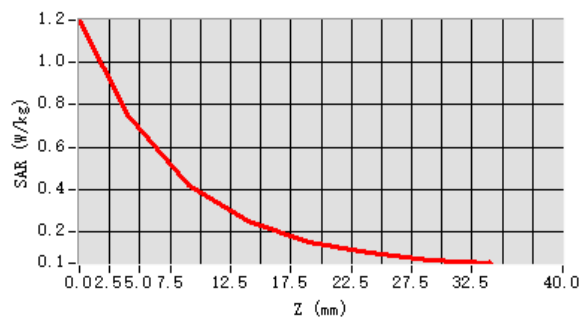
Maximum location: X=13.00, Y=-11.00 ; SAR Peak: 1.19 W/kg

SAR 10g (W/Kg)	0.375
SAR 1g (W/Kg)	0.709
Variation (%)	-6.280
Horizontal validation criteria: minimum distance (mm)	16.000000
Vertical validation criteria: SAR ratio M2/M1 (%)	55.458657

Any report having not been signed by authorized approver, or having been altered without authorization, or having not been stamped by the “Dedicated Testing/Inspection Stamp” is deemed to be invalid. Copying or excerpting portion of, or altering the content of the report is not permitted without the written authorization of AGC. The test results presented in the report apply only to the tested sample. Any objections to report issued by AGC should be submitted to AGC within 15days after the issuance of the test report. Further enquiry of validity or verification of the test report should be addressed to AGC by agc01@agccert.com.

Attestation of Global Compliance(Shenzhen)Co., Ltd
Attestation of Global Compliance(Shenzhen)Std & Tech Co., Ltd
Tel: +86-755 2523 4088 E-mail: agc@agccert.com Web: <http://www.agccert.com/>

Z (mm)	0.00	4.00	9.00	14.00	19.00	24.00	29.00
SAR (W/Kg)	1.199	0.755	0.419	0.251	0.154	0.100	0.068



Any report having not been signed by authorized approver, or having been altered without authorization, or having not been stamped by the "Dedicated Testing/Inspection Stamp" is deemed to be invalid. Copying or excerpting portion of, or altering the content of the report is not permitted without the written authorization of AGC. The test results presented in the report apply only to the tested sample. Any objections to report issued by AGC should be submitted to AGC within 15days after the issuance of the test report. Further enquiry of validity or verification of the test report should be addressed to AGC by agc01@agccert.com.

Test Laboratory: AGC Lab
LTE Band 5 Mid-Body- Front (1 RB#0)
DUT: Tablet; **Type:** W638C

Date: Apr. 14, 2025

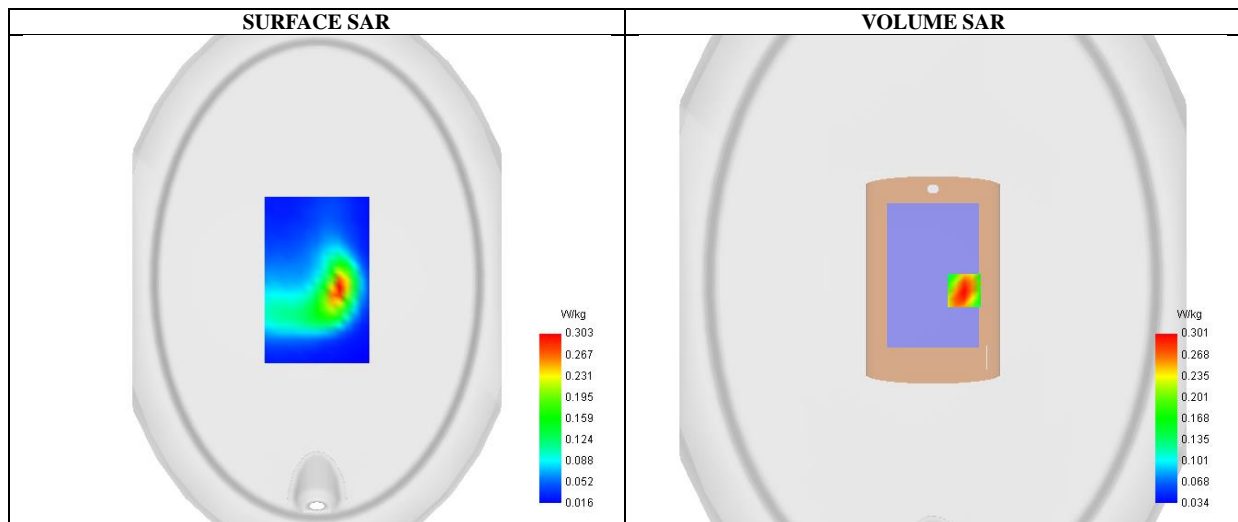
Communication System: LTE; Communication System Band: LTE Band 5; Duty Cycle:1:1; Conv.F=1.89
Frequency:836.5 MHz; Medium parameters used: $f = 835$ MHz; $\sigma = 0.94$ mho/m; $\epsilon_r = 41.86$; $\rho = 1000$ kg/m³ ;
Phantom section: Flat Section
Ambient temperature (°C): 21.2, Liquid temperature (°C): 20.9

SATIMO Configuration:

- Probe: SSE2; Calibrated: Apr. 30, 2024; Serial No.: 2023-EPGO-414
- Sensor-Surface: 4mm (Mechanical Surface Detection)
- Phantom: ELLI39 Phantom
- Measurement SW: OpenSAR V4_02_35

Configuration/ LTE Band 5 Mid-Body-Front/Area Scan: Measurement grid: dx=8mm, dy=8mm
Configuration/ LTE Band 5 Mid-Body-Front/Zoom Scan: Measurement grid: dx=8mm,dy=8mm, dz=5mm;

Area Scan	dx=8mm dy=8mm, h= 5.00 mm
Zoom Scan	5x5x7,dx=8mm dy=8mm dz=5mm
Phantom	ELLI
Device Position	Body Front
Band	LTE Band 5
Channels	Middle
Signal	OFDM (Crest factor: 1.0)



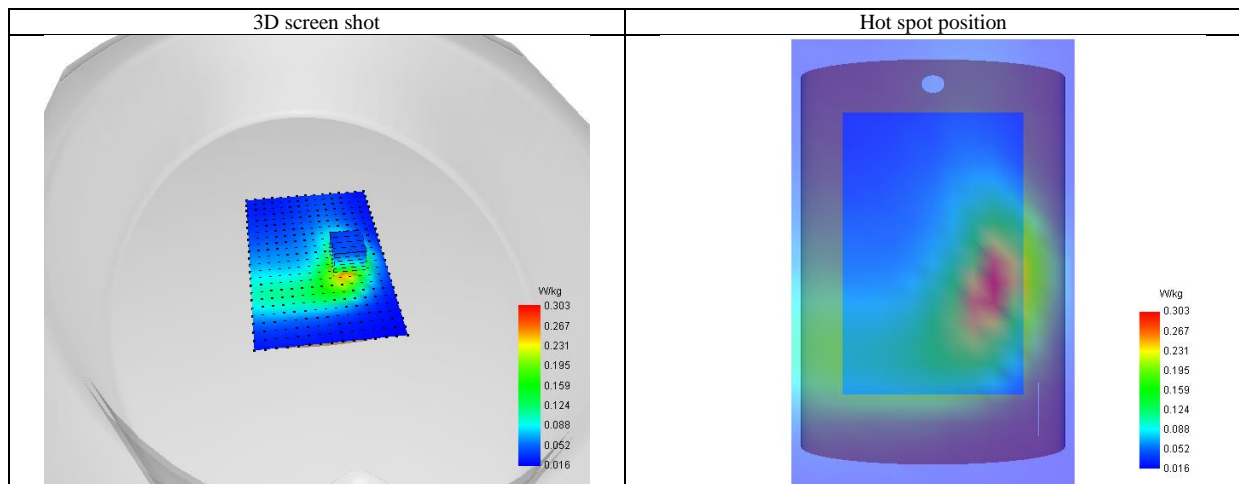
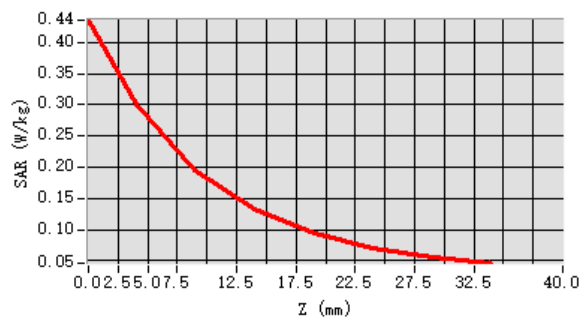
Maximum location: X=30.00, Y=-10.00 ; SAR Peak: 0.43 W/kg

SAR 10g (W/Kg)	0.174
SAR 1g (W/Kg)	0.289
Variation (%)	3.280
Horizontal validation criteria: minimum distance (mm)	22.627417
Vertical validation criteria: SAR ratio M2/M1 (%)	64.559707

Any report having not been signed by authorized approver, or having been altered without authorization, or having not been stamped by the “Dedicated Testing/Inspection Stamp” is deemed to be invalid. Copying or excerpting portion of, or altering the content of the report is not permitted without the written authorization of AGC. The test results presented in the report apply only to the tested sample. Any objections to report issued by AGC should be submitted to AGC within 15days after the issuance of the test report. Further enquiry of validity or verification of the test report should be addressed to AGC by agc01@agccert.com.

Attestation of Global Compliance(Shenzhen)Co., Ltd
Attestation of Global Compliance(Shenzhen)Std & Tech Co., Ltd
Tel: +86-755 2523 4088 E-mail: agc@agccert.com Web: <http://www.agccert.com/>

Z (mm)	0.00	4.00	9.00	14.00	19.00	24.00	29.00
SAR (W/Kg)	0.435	0.301	0.194	0.133	0.095	0.071	0.055



Any report having not been signed by authorized approver, or having been altered without authorization, or having not been stamped by the “Dedicated Testing/Inspection Stamp” is deemed to be invalid. Copying or excerpting portion of, or altering the content of the report is not permitted without the written authorization of AGC. The test results presented in the report apply only to the tested sample. Any objections to report issued by AGC should be submitted to AGC within 15days after the issuance of the test report. Further enquiry of validity or verification of the test report should be addressed to AGC by agc01@agccert.com.

Test Laboratory: AGC Lab
LTE Band 7 Mid-Body-Back (1RB#0)
DUT: Tablet; Type: W638C

Date: Apr. 15, 2025

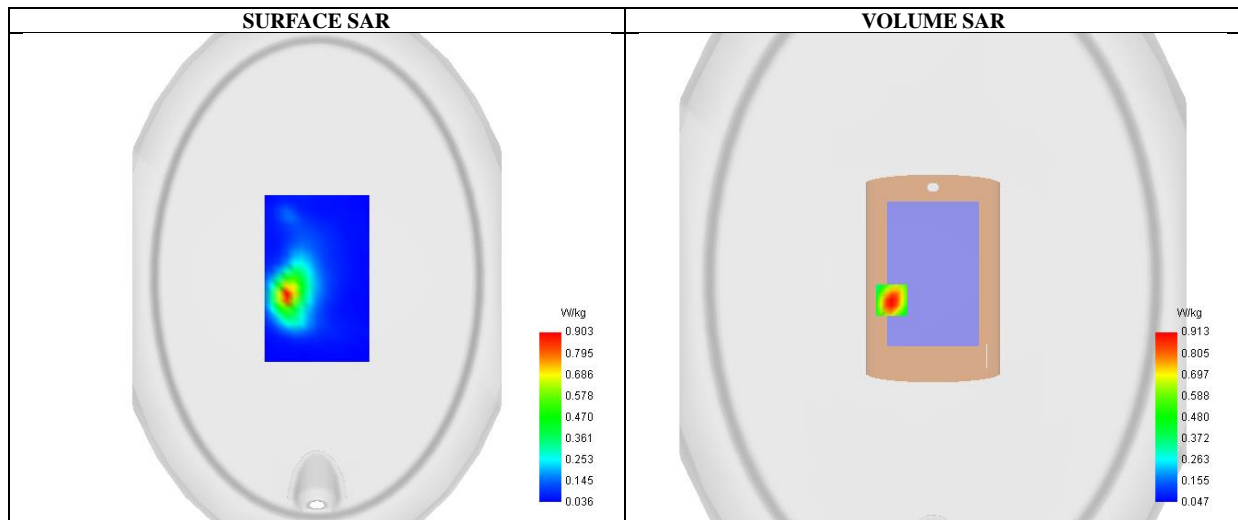
Communication System: LTE; Communication System Band: LTE Band 7; Duty Cycle:1:1; Conv.F=2.06
Frequency: 2535MHz; Medium parameters used: $f = 2600$ MHz; $\sigma = 1.93$ mho/m; $\epsilon_r = 39.67$; $\rho = 1000$ kg/m³ ;
Phantom section: Flat Section
Ambient temperature (°C): 21.1, Liquid temperature (°C): 20.8

SATIMO Configuration:

- Probe: SSE2; Calibrated: Apr. 30, 2024; Serial No.: 2023-EPGO-414
- Sensor-Surface: 4mm (Mechanical Surface Detection)
- Phantom: ELLI39 Phantom
- Measurement SW: OpenSAR V4_02_35

Configuration/ LTE BAND 7 Mid-Body-Back /Area Scan: Measurement grid: dx=10mm, y=10mm
Configuration/ LTE BAND 7 Mid-Body-Back /Zoom Scan: Measurement grid: dx=5mm, dy=5mm, dz=5mm

Area Scan	dx=8mm dy=8mm, h= 5.00 mm
ZoomScan	7x7x7,dx=5mm dy=5mm dz=5mm
Phantom	ELLI
Device Position	Body Back
Band	LTE BAND 7
Channels	Middle
Signal	OFDM (Crest factor: 1.0)



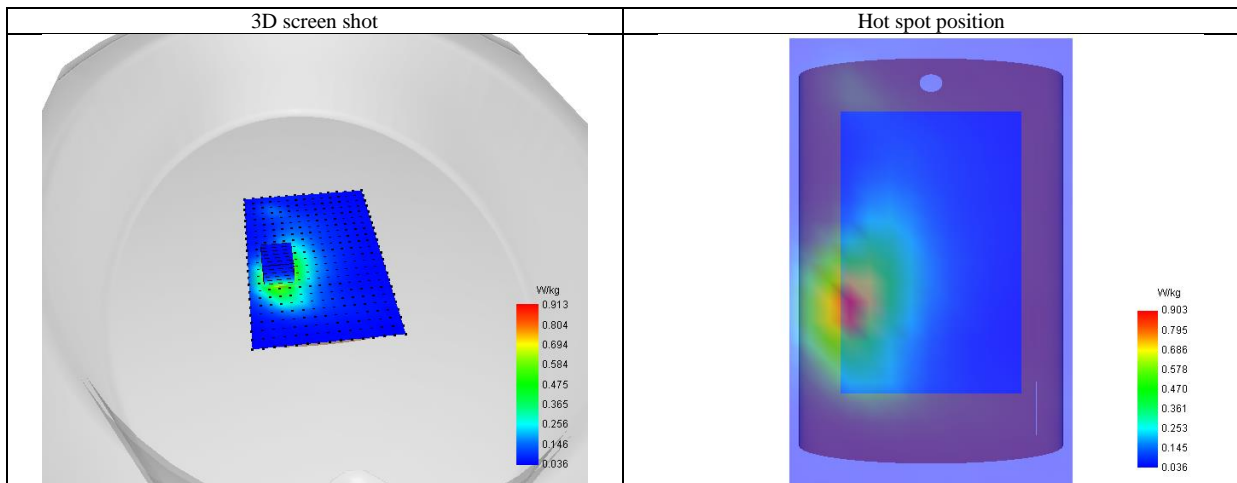
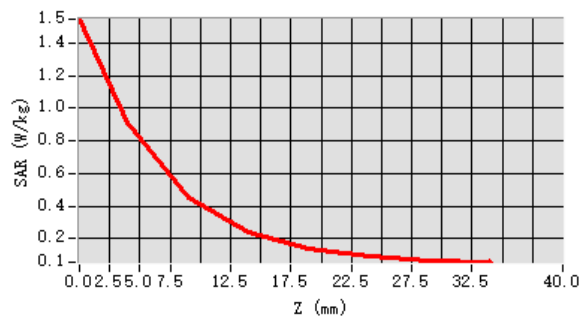
Maximum location: X=-40.00, Y=-21.00 ; SAR Peak: 1.54 W/kg

SAR 10g (W/Kg)	0.448
SAR 1g (W/Kg)	0.866
Variation (%)	0.870
Horizontal validation criteria: minimum distance (mm)	15.811388
Vertical validation criteria: SAR ratio M2/M1 (%)	49.594773

Any report having not been signed by authorized approver, or having been altered without authorization, or having not been stamped by the “Dedicated Testing/Inspection Stamp” is deemed to be invalid. Copying or excerpting portion of, or altering the content of the report is not permitted without the written authorization of AGC. The test results presented in the report apply only to the tested sample. Any objections to report issued by AGC should be submitted to AGC within 15days after the issuance of the test report. Further enquiry of validity or verification of the test report should be addressed to AGC by agc01@agccert.com.

Attestation of Global Compliance(Shenzhen)Co., Ltd
Attestation of Global Compliance(Shenzhen)Std & Tech Co., Ltd
Tel: +86-755 2523 4088 E-mail: agc@agccert.com Web: <http://www.agccert.com/>

Z (mm)	0.00	4.00	9.00	14.00	19.00	24.00	29.00
SAR (W/Kg)	1.546	0.913	0.453	0.241	0.137	0.090	0.067



Any report having not been signed by authorized approver, or having been altered without authorization, or having not been stamped by the “Dedicated Testing/Inspection Stamp” is deemed to be invalid. Copying or excerpting portion of, or altering the content of the report is not permitted without the written authorization of AGC. The test results presented in the report apply only to the tested sample. Any objections to report issued by AGC should be submitted to AGC within 15days after the issuance of the test report. Further enquiry of validity or verification of the test report should be addressed to AGC by agc01@agccert.com.

Attestation of Global Compliance(Shenzhen)Co., Ltd
Attestation of Global Compliance(Shenzhen)Std & Tech Co., Ltd
Tel: +86-755 2523 4088 E-mail: agc@agccert.com Web: <http://www.agccert.com/>

Test Laboratory: AGC Lab
LTE Band 12 Mid-Body-Front (1 RB#0)
DUT: Tablet; Type: W638C

Date: Apr. 13, 2025

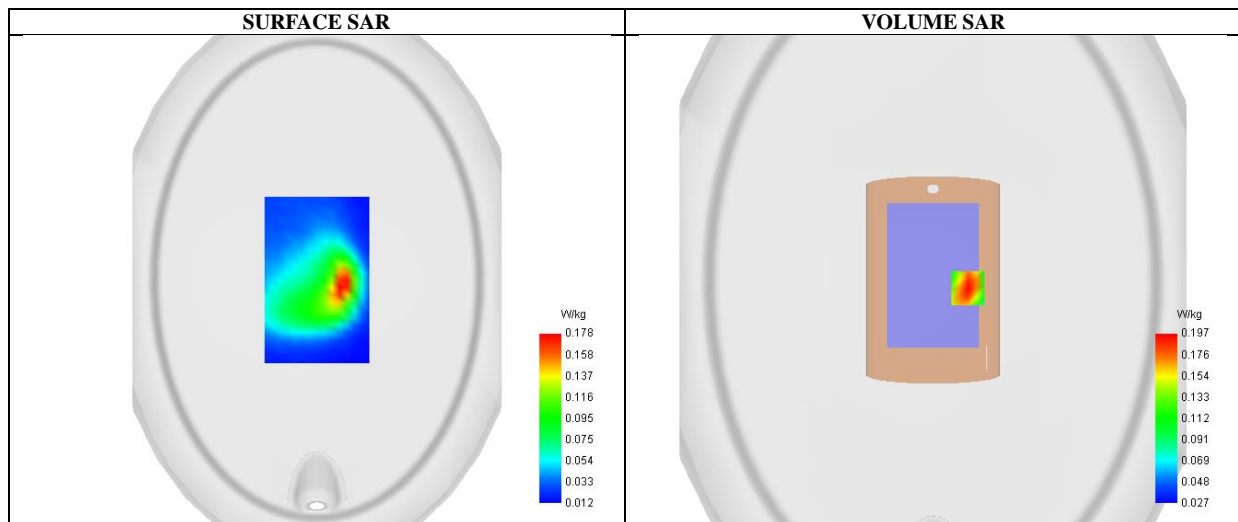
Communication System: LTE; Communication System Band: LTE Band 12; Duty Cycle:1:1; Conv.F=2.04;
Frequency: 707.5 MHz; Medium parameters used: $f = 750$ MHz; $\sigma = 0.85$ mho/m; $\epsilon_r = 42.92$; $\rho = 1000$ kg/m³ ;
Phantom section: Flat Section
Ambient temperature (°C): 20.9, Liquid temperature (°C): 20.8

SATIMO Configuration:

- Probe: SSE2; Calibrated: Apr. 30, 2024; Serial No.: 2023-EPGO-414
- Sensor-Surface: 4mm (Mechanical Surface Detection)
- Phantom: ELLI39 Phantom
- Measurement SW: OpenSAR V4_02_35

Configuration/ LTE Band 12 Mid-Body-Front/Area Scan: Measurement grid: dx=8mm, dy=8mm
Configuration/ LTE Band 12 Mid-Body-Front/Zoom Scan: Measurement grid: dx=8mm,dy=8mm, dz=5mm;

Area Scan	dx=8mm dy=8mm, h= 5.00 mm
Zoom Scan	5x5x7,dx=8mm dy=8mm dz=5mm
Phantom	ELLI
Device Position	Body Front
Band	LTE Band 12
Channels	Middle
Signal	OFDM (Crest factor: 1.0)



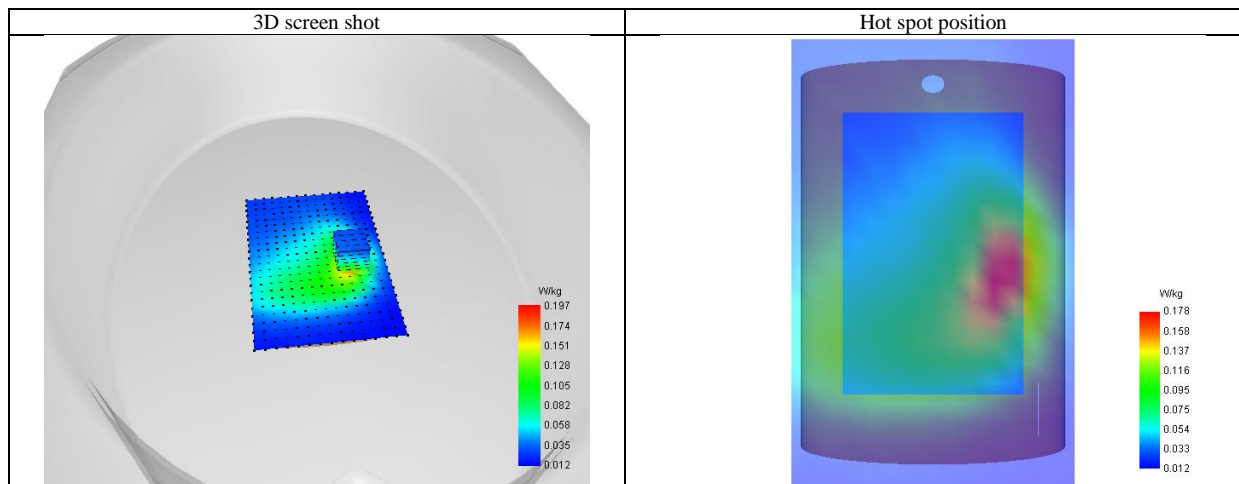
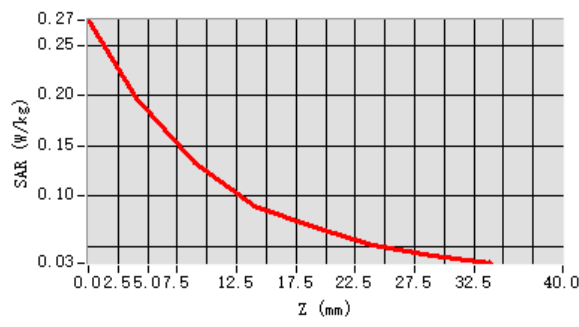
Maximum location: X=34.00, Y=-8.00 ; SAR Peak: 0.30 W/kg

SAR 10g (W/Kg)	0.111
SAR 1g (W/Kg)	0.194
Variation (%)	-0.270
Horizontal validation criteria: minimum distance (mm)	22.627417
Vertical validation criteria: SAR ratio M2/M1 (%)	67.595170

Any report having not been signed by authorized approver, or having been altered without authorization, or having not been stamped by the "Dedicated Testing/Inspection Stamp" is deemed to be invalid. Copying or excerpting portion of, or altering the content of the report is not permitted without the written authorization of AGC. The test results presented in the report apply only to the tested sample. Any objections to report issued by AGC should be submitted to AGC within 15days after the issuance of the test report. Further enquiry of validity or verification of the test report should be addressed to AGC by agc01@agccert.com.

Attestation of Global Compliance(Shenzhen)Co., Ltd
Attestation of Global Compliance(Shenzhen)Std & Tech Co., Ltd
Tel: +86-755 2523 4088 E-mail: agc@agccert.com Web: <http://www.agccert.com/>

Z (mm)	0.00	4.00	9.00	14.00	19.00	24.00	29.00
SAR (W/Kg)	0.275	0.197	0.133	0.090	0.069	0.052	0.041



Any report having not been signed by authorized approver, or having been altered without authorization, or having not been stamped by the “Dedicated Testing/Inspection Stamp” is deemed to be invalid. Copying or excerpting portion of, or altering the content of the report is not permitted without the written authorization of AGC. The test results presented in the report apply only to the tested sample. Any objections to report issued by AGC should be submitted to AGC within 15days after the issuance of the test report. Further enquiry of validity or verification of the test report should be addressed to AGC by agc01@agccert.com.

Test Laboratory: AGC Lab
LTE Band 13 Mid-Body-Edge 2(Right) (1 RB#0)
DUT: Tablet; **Type:** W638C

Date: Apr. 13, 2025

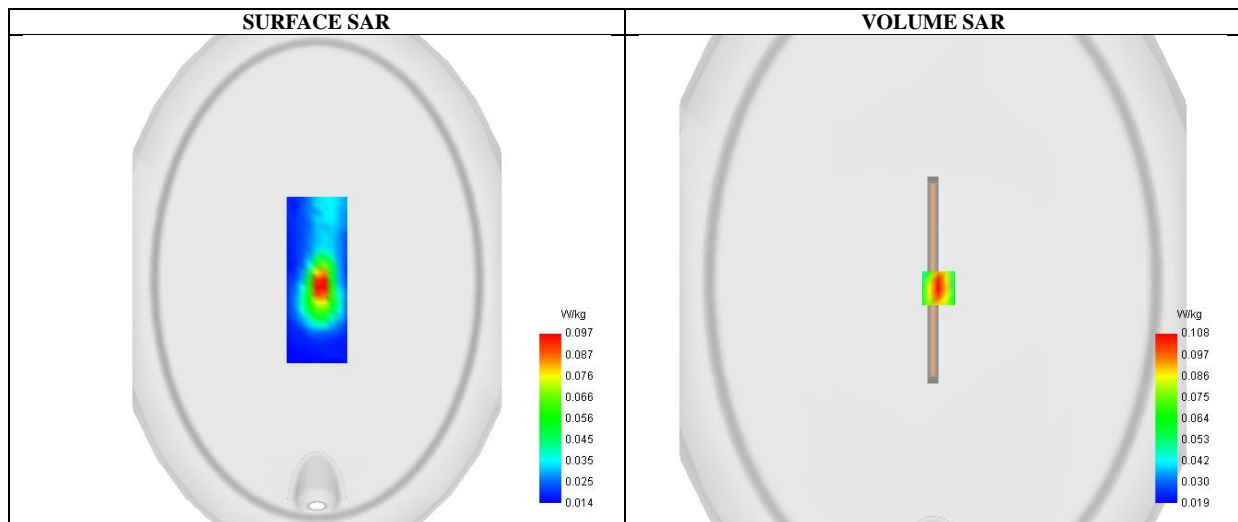
Communication System: LTE; Communication System Band: LTE Band 13; Duty Cycle:1:1; Conv.F=2.04;
Frequency: 782 MHz; Medium parameters used: $f = 750$ MHz; $\sigma=0.89$ mho/m; $\epsilon_r=41.39$; $\rho=1000$ kg/m³ ;
Phantom section: Flat Section
Ambient temperature (°C): 20.9, Liquid temperature (°C): 20.8

SATIMO Configuration:

- Probe: SSE2; Calibrated: Apr. 30, 2024; Serial No.: 2023-EPGO-414
- Sensor-Surface: 4mm (Mechanical Surface Detection)
- Phantom: ELLI39 Phantom
- Measurement SW: OpenSAR V4_02_35

Configuration/ LTE Band 13 Mid-Body-Edge 2(Right)/Area Scan: Measurement grid: dx=8mm, dy=8mm
Configuration/ LTE Band 13 Mid-Body-Edge 2(Right)/Zoom Scan: Measurement grid: dx=8mm,dy=8mm, dz=5mm;

Area Scan	dx=8mm dy=8mm, h= 5.00 mm
Zoom Scan	5x5x7,dx=8mm dy=8mm dz=5mm
Phantom	ELLI
Device Position	Body Edge 2(Right)
Band	LTE Band 13
Channels	Middle
Signal	OFDM (Crest factor: 1.0)



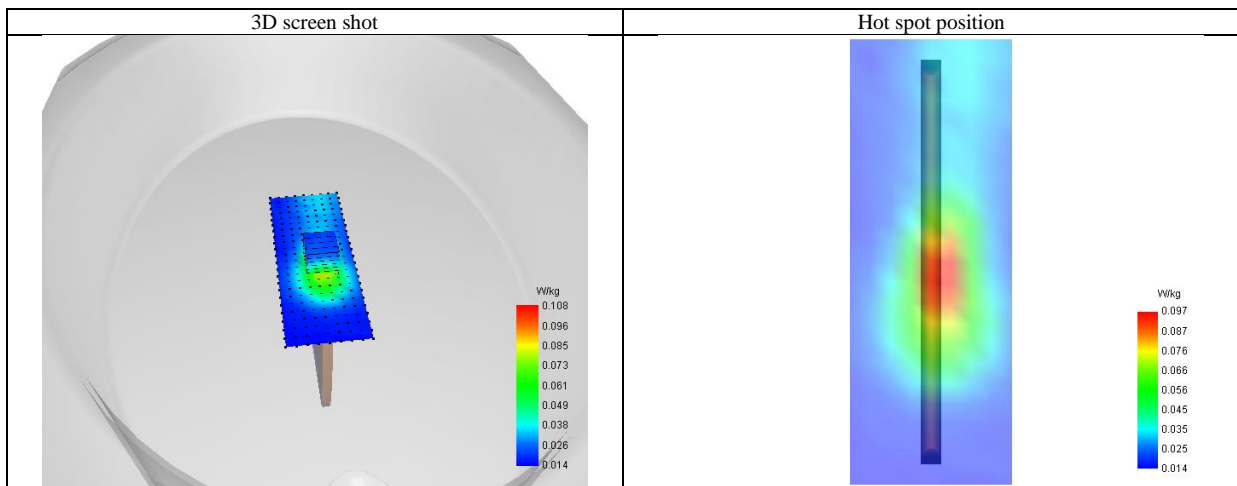
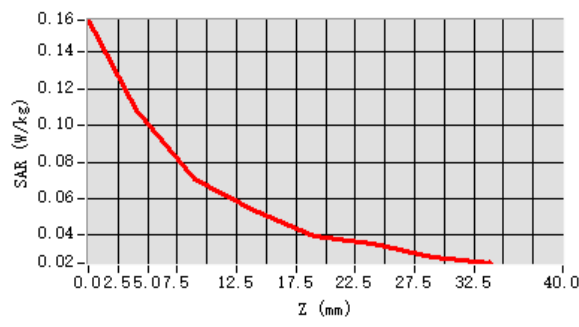
Maximum location: X=5.00, Y=-8.00 ; SAR Peak: 0.16 W/kg

SAR 10g (W/Kg)	0.063
SAR 1g (W/Kg)	0.104
Variation (%)	1.090
Horizontal validation criteria: minimum distance (mm)	16.000000
Vertical validation criteria: SAR ratio M2/M1 (%)	65.331708

Any report having not been signed by authorized approver, or having been altered without authorization, or having not been stamped by the “Dedicated Testing/Inspection Stamp” is deemed to be invalid. Copying or excerpting portion of, or altering the content of the report is not permitted without the written authorization of AGC. The test results presented in the report apply only to the tested sample. Any objections to report issued by AGC should be submitted to AGC within 15days after the issuance of the test report. Further enquiry of validity or verification of the test report should be addressed to AGC by agc01@agccert.com.

Attestation of Global Compliance(Shenzhen)Co., Ltd
Attestation of Global Compliance(Shenzhen)Std & Tech Co., Ltd
Tel: +86-755 2523 4088 E-mail: agc@agccert.com Web: <http://www.agccert.com/>

Z (mm)	0.00	4.00	9.00	14.00	19.00	24.00	29.00
SAR (W/Kg)	0.158	0.108	0.071	0.053	0.040	0.035	0.028



Any report having not been signed by authorized approver, or having been altered without authorization, or having not been stamped by the "Dedicated Testing/Inspection Stamp" is deemed to be invalid. Copying or excerpting portion of, or altering the content of the report is not permitted without the written authorization of AGC. The test results presented in the report apply only to the tested sample. Any objections to report issued by AGC should be submitted to AGC within 15days after the issuance of the test report. Further enquiry of validity or verification of the test report should be addressed to AGC by agc01@agccert.com.

Test Laboratory: AGC Lab
LTE Band 17 Mid-Body-Front (1 RB#0)
DUT: Tablet; Type: W638C

Date: Apr. 13, 2025

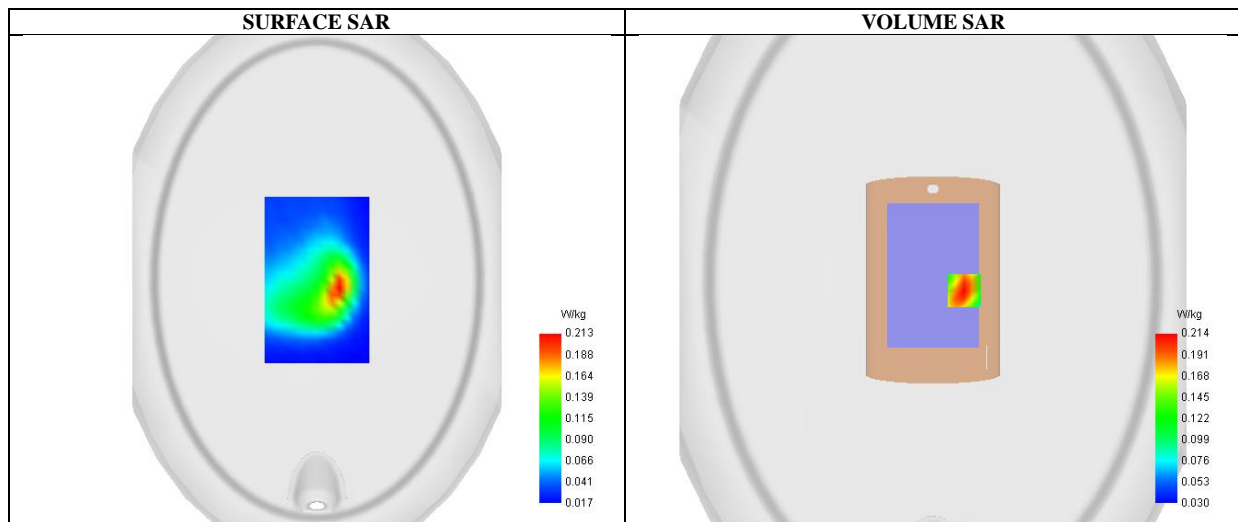
Communication System: LTE; Communication System Band: LTE Band 17; Duty Cycle:1:1; Conv.F=2.04;
Frequency: 710 MHz; Medium parameters used: $f = 750$ MHz; $\sigma=0.86$ mho/m; $\epsilon_r=42.34$; $\rho=1000$ kg/m³ ;
Phantom section: Flat Section
Ambient temperature (°C): 20.9, Liquid temperature (°C): 20.8

SATIMO Configuration:

- Probe: SSE2; Calibrated: Apr. 30, 2024; Serial No.: 2023-EPGO-414
- Sensor-Surface: 4mm (Mechanical Surface Detection)
- Phantom: ELLI39 Phantom
- Measurement SW: OpenSAR V4_02_35

Configuration/ LTE Band 17 Mid-Body-Front/Area Scan: Measurement grid: dx=8mm, dy=8mm
Configuration/ LTE Band 17 Mid-Body-Front/Zoom Scan: Measurement grid: dx=8mm,dy=8mm, dz=5mm;

Area Scan	dx=8mm dy=8mm, h= 5.00 mm
Zoom Scan	5x5x7,dx=8mm dy=8mm dz=5mm
Phantom	ELLI
Device Position	Body Front
Band	LTE Band 17
Channels	Middle
Signal	OFDM (Crest factor: 1.0)



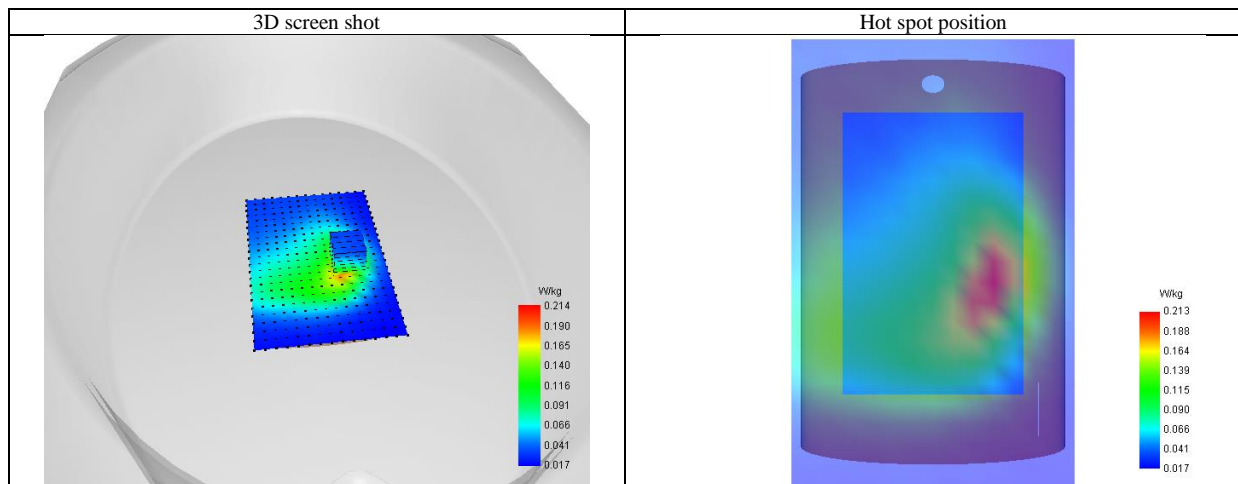
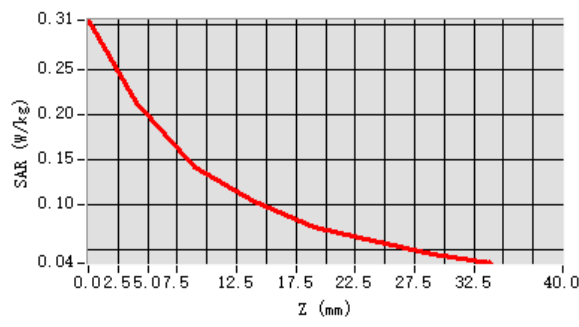
Maximum location: X=30.00, Y=-10.00 ; SAR Peak: 0.30 W/kg

SAR 10g (W/Kg)	0.130
SAR 1g (W/Kg)	0.211
Variation (%)	-1.590
Horizontal validation criteria: minimum distance (mm)	22.627417
Vertical validation criteria: SAR ratio M2/M1 (%)	66.092587

Any report having not been signed by authorized approver, or having been altered without authorization, or having not been stamped by the "Dedicated Testing/Inspection Stamp" is deemed to be invalid. Copying or excerpting portion of, or altering the content of the report is not permitted without the written authorization of AGC. The test results presented in the report apply only to the tested sample. Any objections to report issued by AGC should be submitted to AGC within 15days after the issuance of the test report. Further enquiry of validity or verification of the test report should be addressed to AGC by agc01@agccert.com.

Attestation of Global Compliance(Shenzhen)Co., Ltd
Attestation of Global Compliance(Shenzhen)Std & Tech Co., Ltd
Tel: +86-755 2523 4088 E-mail: agc@agccert.com Web: <http://www.agccert.com/>

Z (mm)	0.00	4.00	9.00	14.00	19.00	24.00	29.00
SAR (W/Kg)	0.306	0.214	0.142	0.105	0.075	0.060	0.045



Any report having not been signed by authorized approver, or having been altered without authorization, or having not been stamped by the “Dedicated Testing/Inspection Stamp” is deemed to be invalid. Copying or excerpting portion of, or altering the content of the report is not permitted without the written authorization of AGC. The test results presented in the report apply only to the tested sample. Any objections to report issued by AGC should be submitted to AGC within 15days after the issuance of the test report. Further enquiry of validity or verification of the test report should be addressed to AGC by agc01@agccert.com.

Test Laboratory: AGC Lab
LTE Band 25 Mid-Body-Edge 2(Right) (1 RB#0)
DUT: Tablet; **Type:** W638C

Date: Apr. 18, 2025

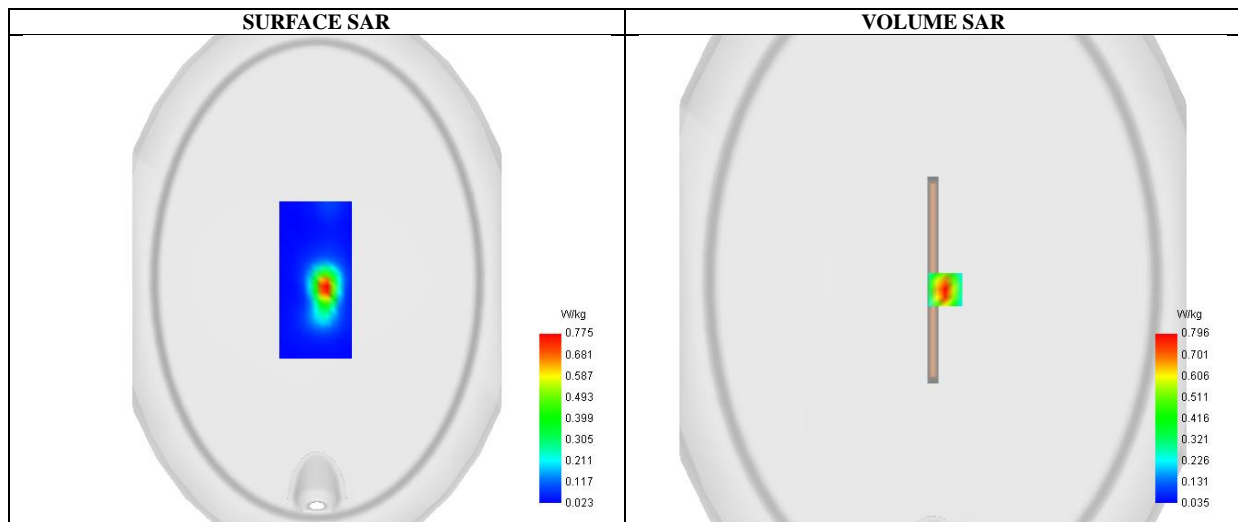
Communication System: LTE; Communication System Band: LTE Band 25; Duty Cycle:1:1; Conv.F=2.08;
Frequency:1882.5MHz; Medium parameters used: $f = 1900$ MHz; $\sigma = 1.36$ mho/m; $\epsilon_r = 39.86$; $\rho = 1000$ kg/m³ ;
Phantom section: Flat Section
Ambient temperature (°C): 21.4, Liquid temperature (°C): 21.2

SATIMO Configuration:

- Probe: SSE2; Calibrated: Apr. 30, 2024; Serial No.: 2023-EPGO-414
- Sensor-Surface: 4mm (Mechanical Surface Detection)
- Phantom: ELLI39 Phantom
- Measurement SW: OpenSAR V4_02_35

Configuration/ LTE Band 25 Mid-Body-Edge 2(Right)/Area Scan: Measurement grid: dx=8mm, dy=8mm
Configuration/ LTE Band 25 Mid-Body-Edge 2(Right)/Zoom Scan: Measurement grid: dx=8mm,dy=8mm, dz=5mm;

Area Scan	dx=8mm dy=8mm, h= 5.00 mm
Zoom Scan	5x5x7,dx=8mm dy=8mm dz=5mm
Phantom	ELLI
Device Position	Body Edge 2(Right)
Band	LTE Band 25
Channels	Middle
Signal	OFDM (Crest factor: 1.0)



Maximum location: X=12.00, Y=-9.00 ; SAR Peak: 1.27 W/kg

SAR 10g (W/Kg)	0.397
SAR 1g (W/Kg)	0.701
Variation (%)	-6.330
Horizontal validation criteria: minimum distance (mm)	16.000000
Vertical validation criteria: SAR ratio M2/M1 (%)	55.172983

Any report having not been signed by authorized approver, or having been altered without authorization, or having not been stamped by the “Dedicated Testing/Inspection Stamp” is deemed to be invalid. Copying or excerpting portion of, or altering the content of the report is not permitted without the written authorization of AGC. The test results presented in the report apply only to the tested sample. Any objections to report issued by AGC should be submitted to AGC within 15days after the issuance of the test report. Further enquiry of validity or verification of the test report should be addressed to AGC by agc01@agccert.com.

Attestation of Global Compliance(Shenzhen)Co., Ltd
Attestation of Global Compliance(Shenzhen)Std & Tech Co., Ltd
Tel: +86-755 2523 4088 E-mail: agc@agccert.com Web: <http://www.agccert.com/>