


EXHIBIT D - TEST SETUP PHOTOGRAPHS

For Model: V62 Pro
For Adapter


Conducted Emissions - Front View




Conducted Emissions - Side View



Radiated Emissions View (Below 30MHz)



Radiated Emissions View (Below 1 GHz)



For PoE

Conducted Emissions - Front View




Conducted Emissions - Side View



Radiated Emissions View (Below 30MHz)



Radiated Emissions View (Below 1 GHz)



Radiated Emissions View (1-18 GHz)




Radiated Emissions View (18-25 GHz)



**For Model: J640 Pro
For Adapter**


Conducted Emissions - Front View




Conducted Emissions - Side View



Radiated Emissions View (Below 30MHz)



Radiated Emissions View (Below 1 GHz)




For PoE

Conducted Emissions - Front View



Conducted Emissions - Side View



Radiated Emissions View (Below 30MHz)



Radiated Emissions View (Below 1 GHz)

