

© Arlo Technologies, Inc. Arlo, Arlo logo, and Every Angle Covered are trademarks of Arlo Technologies, Inc. App Store is a service mark of Apple Inc. Google Play and the Google Play logo are trademarks of Google LLC. Any other trademarks are for reference purposes.

Si ce produit est vendu au Canada, vous pouvez accéder à ce document en français canadien à [arlo.com/docs](https://www.arlo.com/docs).

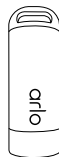
(If this product is sold in Canada, you can access this document in Canadian French at [arlo.com/docs](https://www.arlo.com/docs).)

For regulatory compliance information including the EU Declaration of Conformity, visit www.arlo.com/about/regulatory/.

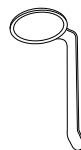
Arlo Technologies Intl. Ltd
Ground Floor, Building 3
University Technology Centre
Curraheen Road, Cork T12 EF21 Ireland



Arlo Safe Button



Arlo Safe
Button



Removable
Clip




Battery



Key Ring

Arlo Technologies, Inc.
2200 Faraday Avenue, Suite 150
Carlsbad, CA 92008 USA

May 2022



FOR POSTING ONLY

Set up your Arlo Safe Button

1. Download the Arlo Safe App.



An Arlo Safe subscription is required.

2. Make sure your Smartphone has Bluetooth turned on.
3. Tap **Add a device** and follow the instructions for your Arlo Safe Button.

The app guides you to:

- Insert the battery correctly.
- Attach the optional clip, if desired.
- Learn how to use the one-tap safety and walk-with-me safety features.

Need help?

We are here for you.

Visit www.arlo.com/support for quick answers and:

- How-to videos
- Troubleshooting tips
- Additional support resources



Model: ASB1001

Federal Communication Commission Interference Statement

This equipment has been tested and found to comply with the limits for a Class B digital device, pursuant to Part 15 of the FCC Rules. These limits are designed to provide reasonable protection against harmful interference in a residential installation. This equipment generates, uses and can radiate radio frequency energy and, if not installed and used in accordance with the instructions, may cause harmful interference to radio communications. However, there is no guarantee that interference will not occur in a particular installation. If this equipment does cause harmful interference to radio or television reception, which can be determined by turning the equipment off and on, the user is encouraged to try to correct the interference by one or more of the following measures:

- Reorient or relocate the receiving antenna.
- Increase the separation between the equipment and receiver.
- Connect the equipment into an outlet on a circuit different from that to which the receiver is connected.
- Consult the dealer or an experienced radio/TV technician for help.

FCC Caution: Any changes or modifications not expressly approved by the party responsible for compliance could void the user's authority to operate this equipment.

This device complies with Part 15 of the FCC Rules. Operation is subject to the following two conditions: (1) This device may not cause harmful interference, and (2) this device must accept any interference received, including interference that may cause undesired operation.

This equipment complies with FCC radiation exposure limits set forth for an uncontrolled environment.



Innovation, Science and Economic Development Canada (ISED) Compliance Statement

This device contains licence-exempt transmitter(s)/receiver(s) that comply with Innovation, Science and Economic Development Canada's licence-exempt RSS(s). Operation is subject to the following two conditions:

1. This device may not cause interference.
2. This device must accept any interference, including interference that may cause undesired operation of the device.

L'émetteur/récepteur exempt de licence contenu dans le présent appareil est conforme aux CNR d'Innovation, Sciences et Développement économique Canada applicables aux appareils radio exempts de licence. L'exploitation est autorisée aux deux conditions suivantes :

1. L'appareil ne doit pas produire de brouillage;
2. L'appareil doit accepter tout brouillage radioélectrique subi, même si le brouillage est susceptible d'en compromettre le fonctionnement.

CAN ICES-003 (B)/NMB-003(B)

Radio Frequency (RF) Exposure Information

The radiated output power of this device is below the ISED Canada radio frequency exposure limits. This device has been evaluated for and shown compliant with the Radio Frequency (RF) Exposure limits. The device should be used in such a manner that the potential for human contact during normal operation is minimized.

La puissance de sortie rayonnée de cet appareil est inférieure aux limites d'exposition aux fréquences radio d'ISDE Canada. Cet appareil a été évalué et démontré conforme aux limites d'exposition aux fréquences radio (RF). L'appareil doit être utilisé de manière à minimiser le risque de contact humain pendant le fonctionnement normal.

FCC E-Labeling

Model: **ASB1001**

FCC ID: **2APLE18300423**

A. Information to be displayed

1. The information that will be displayed on the e-label and information that will remain in the user manual is shown below:

Information	On E-label	In Manual	Packaging label
FCC ID number	Yes	No	Yes
FCC logo	No	No	No
15.19 statement (“ <i>This device complies with part 15 of the FCC Rules. Operation is subject to the following two conditions: (1) This device may not cause harmful interference, and (2) this device must accept any interference received, including interference that may cause undesired operation.</i> ”)	Yes	Yes	No
Class A / B Digital Device user manual statements	No	Yes	No
Caution to the user that changes or modifications not expressly approved by the party responsible for compliance could void the user's authority to operate the equipment	No	Yes	No
Describe any other FCC regulatory information included in e-label	No	Yes	No

Images of the e-label screen are provided below:



B. Access to the required information on the e-label

1. Users are able to access the information in no more than three steps in a device's menu. The actual steps are:

Some Arlo products have a regulatory e-label that you can access in the Arlo app or web portal. This is because a printed regulatory label does not fit all of the regulatory information on the Arlo product label.

To find the regulatory e-label for your Arlo product:

1. Launch the Arlo app or log in to my.arlo.com.
2. From the Devices screen, open the Device Settings page for your Arlo product.
 - a. On iOS and web browser, tap the **Settings** icon next to your Arlo device.
 - b. On Android, tap the **menu** icon next to your Arlo device, then tap **Device Settings**.
3. Tap or click **Device Info > Regulatory**

Note: If the Arlo app does not show a Regulatory sub-menu for your Arlo product, then the product does not have a regulatory e-label and you can find all regulatory information on physical label on Arlo product.

For additional compliance information on Arlo products, visit <https://www.arlo.com/en-us/about/regulatory/>.

No special access codes or permissions are required to go through the above steps beyond entering a user-defined password to protect against unauthorized access to the device.

2. The information is stored on the device, no special accessories or supplemental plug-ins (*e.g.*, a SIM/USIM card) are required to access the information.

Devices do not require special accessories or supplemental plug-ins to access the information. The information is stored in the device and accessed via web and application interfaces that are used to configure the device and view device's images.

3. Users are provided specific instructions on how to access the information.

The information is provided in the User manual. For additional compliance information on Arlo products, visit <https://www.arlo.com/en-us/about/regulatory/>.

C. Labeling for Importation and Purchasing

Products utilizing e-labels are required to have a physical label on the product at the time of importation, marketing and sales. For devices imported in bulk and not packaged individually, a removable adhesive label or, for devices in protective bags, a label on the bags is acceptable for this purpose. Any removable label shall be of a type intended to survive normal shipping and handling and must only be removed by the customer after purchase. For devices imported already in individual packages ready for sale, the information may alternatively be provided on the package. It shall contain:

1. The FCC ID and/or the FCC logo (if applicable); and
2. Any other information required by specific rule to be provided on the surface of the product unless such information is permitted to be included in the User's manual or other packaging inserts.

The FCC ID is printed on the manual and packaging.

D. Other considerations

1. The above information must be programmed by the responsible party and the information must be secured in such a manner that third-parties cannot modify it.

The e-label information is pre-programmed by the grantee. The user cannot modify the e-label information.

2. All the applicable regulatory information required on the packaging or user instructions must be provided according to the rules even if it is displayed electronically. For example, hearing aid compatibility (HAC) ratings for the phones as specified in 47 C.F.R. § 20.19.

The information required by the applicable FCC rule exists in the user manual.