



**SGS-CSTC Standards Technical Services Co., Ltd.
Shenzhen Branch**

No. 1 Workshop, M-10, Middle section, Science & Technology Park,
Shenzhen, Guangdong, China 518057

Telephone: +86 (0) 755 2601 2053
Fax: +86 (0) 755 2671 0594
Email: ee.shenzhen@sgs.com

Report No.: SZEM180300232405
Page: 1 of 637

TEST REPORT

Application No.: SZEM1803002324CR
Applicant: NGSTB Company Limited
Address of Applicant: F11, BLOCK B, ZhiYuan Bldg, No. 89 Industry 8th Road Nanshan District
Shenzhen China
Manufacturer: ABOX42 GmbH
Address of Manufacturer: 76227 Karlsruhe Germany
Factory: Aztech Communication Device (DG) Ltd
Address of Factory: Jiu Jiang Shui Village, Chang Ping Town, Dong Guan City, GUangdong
Province

Equipment Under Test (EUT):

EUT Name: Set Top Box for Smart TV/OTT/Hybrid
Model No.: M35WL.11
Trade mark: ABOX42 GmbH
FCC ID: 2APK9-M35WL11
Standard(s) : 47 CFR Part 15, Subpart E 15.407
Date of Receipt: 2018-03-28
Date of Test: 2018-06-01 to 2018-06-21
Date of Issue: 2018-06-28

| | |
|---------------------|--------------|
| Test Result: | Pass* |
|---------------------|--------------|

* In the configuration tested, the EUT complied with the standards specified above.





Keny Xu
EMC Laboratory Manager

The manufacturer should ensure that all products in series production are in conformity with the product sample detailed in this report. If the product in this report is used in any configuration other than that detailed in the report, the manufacturer must ensure the new system complies with all relevant standards. Any mention of SGS International Electrical Approvals or testing done by SGS International Electrical Approvals in connection with, distribution or use of the product described in this report must be approved by SGS International Electrical Approvals in writing.

This document is issued by the Company subject to its General Conditions of Service printed overleaf, available on request or accessible at <http://www.sgs.com/en/Terms-and-Conditions.aspx> and, for electronic format documents, subject to Terms and Conditions for Electronic Documents at <http://www.sgs.com/en/Terms-and-Conditions/Terms-e-Documents.aspx>. Attention is drawn to the limitation of liability, indemnification and jurisdiction issues defined therein. Any holder of this document is advised that information contained hereon reflects the Company's findings at the time of its intervention only and within the limits of Client's instructions, if any. The Company's sole responsibility is to its Client and this document does not exonerate parties to a transaction from exercising all their rights and obligations under the transaction documents. This document cannot be reproduced except in full, without prior written approval of the Company. Any unauthorized alteration, forgery or falsification of the content or appearance of this document is unlawful and offenders may be prosecuted to the fullest extent of the law. Unless otherwise stated the results shown in this test report refer only to the sample(s) tested and such sample(s) are retained for 30 days only.



| Revision Record | | | | |
|-----------------|---------|------------|----------|----------|
| Version | Chapter | Date | Modifier | Remark |
| 01 | | 2018-06-28 | | Original |
| | | | | |
| | | | | |

| | | | | |
|--------------------------|--|---|--|--|
| Authorized for issue by: | | | | |
| | |  | | |
| | | <hr/> | | |
| | | Leo Li /Project Engineer | | |
| | |  | | |
| | | <hr/> | | |
| | | Eric Fu /Reviewer | | |



2 Test Summary

| Radio Spectrum Technical Requirement | | | | |
|--------------------------------------|----------------------------------|--------|--------------------------------------|--------|
| Item | Standard | Method | Requirement | Result |
| Antenna Requirement | 47 CFR Part 15, Subpart E 15.407 | N/A | 47 CFR Part 15, Subpart C 15.203 | Pass |
| Transmission in the Absence of Data | 47 CFR Part 15, Subpart E 15.407 | N/A | 47 CFR Part 15, Subpart C 15.407 (c) | Pass |

N/A: Not applicable

| Radio Spectrum Matter Part | | | | |
|---|----------------------------------|--------------------------------|--|--------|
| Item | Standard | Method | Requirement | Result |
| Conducted Emissions at AC Power Line (150kHz-30MHz) | 47 CFR Part 15, Subpart E 15.407 | ANSI C63.10 (2013) Section 6.2 | 47 CFR Part 15, Subpart C 15.207 & 15.407 b(6) | Pass |
| Duty Cycle | 47 CFR Part 15, Subpart E 15.407 | KDB 789033 II B 1 | KDB 789033 D02 II B 1 | Pass |
| 99% Bandwidth | 47 CFR Part 15, Subpart E 15.407 | KDB 789033 II D | N/A | Pass |
| 26dB Emission bandwidth | 47 CFR Part 15, Subpart E 15.407 | KDB 789033 D02 II C 1 | 47 CFR Part 15, Subpart C 15.407 (a) | Pass |
| Minimum 6 dB bandwidth (5.725-5.85 GHz band) | 47 CFR Part 15, Subpart E 15.407 | KDB 789033 D02 II C 2 | 47 CFR Part 15, Subpart C 15.407 (e) | Pass |
| Maximum Conducted output power | 47 CFR Part 15, Subpart E 15.407 | KDB 789033 D02 II E | 47 CFR Part 15, Subpart C 15.407 (a) | Pass |
| Peak Power spectrum density | 47 CFR Part 15, Subpart E 15.407 | KDB 789033 D02 II F | 47 CFR Part 15, Subpart C 15.407 (a) | Pass |
| DFS: Non-occupancy period | 47 CFR Part 15, Subpart E 15.407 | KDB 905462 D02 Section 7.8.3 | KDB 905462 D02 Section 5.1 | Pass |
| DFS: Channel Move Time | 47 CFR Part 15, Subpart E 15.407 | KDB 905462 D02 Section 7.8.3 | KDB 905462 D02 Section 5.1 | Pass |
| DFS: Channel Closing Transmission Time | 47 CFR Part 15, Subpart E 15.407 | KDB 905462 D02 Section 7.8.3 | KDB 905462 D02 Section 5.1 | Pass |
| Radiated Emissions | 47 CFR Part 15, Subpart E 15.407 | KDB 789033 D02 II G | 47 CFR Part 15, Subpart C 15.209 & 15.407(b) | Pass |
| Radiated Emissions which fall in the restricted bands | 47 CFR Part 15, Subpart E 15.407 | KDB 789033 D02 II G | 47 CFR Part 15, Subpart C 15.209 & 15.407(b) | Pass |
| Frequency Stability | 47 CFR Part 15, Subpart E 15.407 | ANSI C63.10 (2013) Section 6.8 | 47 CFR Part 15, Subpart C 15.407 (g) | Pass |

N/A: Not applicable



3 Contents

| | Page |
|--|-----------|
| 1 COVER PAGE | 1 |
| 2 TEST SUMMARY | 3 |
| 3 CONTENTS | 4 |
| 4 GENERAL INFORMATION | 6 |
| 4.1 DETAILS OF E.U.T. | 6 |
| 4.2 DESCRIPTION OF SUPPORT UNITS | 8 |
| 4.3 MEASUREMENT UNCERTAINTY | 8 |
| 4.4 TEST LOCATION..... | 9 |
| 4.5 TEST FACILITY..... | 9 |
| 4.6 DEVIATION FROM STANDARDS..... | 9 |
| 4.7 ABNORMALITIES FROM STANDARD CONDITIONS | 9 |
| 5 EQUIPMENT LIST..... | 10 |
| 6 RADIO SPECTRUM TECHNICAL REQUIREMENT | 14 |
| 6.1 ANTENNA REQUIREMENT | 14 |
| 6.1.1 Test Requirement: | 14 |
| 6.1.2 Conclusion | 14 |
| 6.2 TRANSMISSION IN THE ABSENCE OF DATA..... | 15 |
| 6.2.1 Test Requirement: | 15 |
| 6.2.2 Conclusion | 15 |
| 7 RADIO SPECTRUM MATTER TEST RESULTS..... | 16 |
| 7.1 CONDUCTED EMISSIONS AT AC POWER LINE (150KHZ-30MHZ)..... | 16 |
| 7.1.1 E.U.T. Operation | 17 |
| 7.1.2 Test Setup Diagram..... | 18 |
| 7.1.3 Measurement Procedure and Data..... | 18 |
| 7.2 DUTY CYCLE | 21 |
| 7.2.1 E.U.T. Operation | 21 |
| 7.2.2 Test Setup Diagram..... | 22 |
| 7.2.3 Measurement Procedure and Data..... | 22 |
| 7.3 99% BANDWIDTH | 23 |
| 7.3.1 E.U.T. Operation | 23 |
| 7.3.2 Test Setup Diagram..... | 24 |
| 7.3.3 Measurement Procedure and Data..... | 24 |
| 7.4 26dB EMISSION BANDWIDTH | 25 |
| 7.4.1 E.U.T. Operation | 25 |
| 7.4.2 Test Setup Diagram..... | 26 |
| 7.4.3 Measurement Procedure and Data..... | 26 |
| 7.5 MINIMUM 6 DB BANDWIDTH (5.725-5.85 GHZ BAND) | 27 |
| 7.5.1 E.U.T. Operation | 27 |
| 7.5.2 Test Setup Diagram..... | 27 |
| 7.5.3 Measurement Procedure and Data..... | 27 |
| 7.6 MAXIMUM CONDUCTED OUTPUT POWER..... | 28 |
| 7.6.1 E.U.T. Operation | 29 |
| 7.6.2 Test Setup Diagram..... | 30 |
| 7.6.3 Measurement Procedure and Data..... | 30 |



| | | |
|--------|---|---------|
| 7.7 | PEAK POWER SPECTRUM DENSITY..... | 31 |
| 7.7.1 | E.U.T. Operation..... | 32 |
| 7.7.2 | Test Setup Diagram..... | 33 |
| 7.7.3 | Measurement Procedure and Data..... | 33 |
| 7.8 | DFS: NON-OCCUPANCY PERIOD..... | 34 |
| 7.8.1 | E.U.T. Operation..... | 34 |
| 7.8.2 | Test Setup Diagram..... | 35 |
| 7.8.3 | Measurement Procedure and Data..... | 36 |
| 7.9 | DFS: CHANNEL MOVE TIME..... | 37 |
| 7.9.1 | E.U.T. Operation..... | 37 |
| 7.9.2 | Test Setup Diagram..... | 38 |
| 7.9.3 | Measurement Procedure and Data..... | 39 |
| 7.10 | DFS: CHANNEL CLOSING TRANSMISSION TIME..... | 40 |
| 7.10.1 | E.U.T. Operation..... | 40 |
| 7.10.2 | Test Setup Diagram..... | 41 |
| 7.10.3 | Measurement Procedure and Data..... | 42 |
| 7.11 | RADIATED EMISSIONS..... | 43 |
| 7.11.1 | E.U.T. Operation..... | 44 |
| 7.11.2 | Test Setup Diagram..... | 45 |
| 7.11.3 | Measurement Procedure and Data..... | 46 |
| 7.12 | RADIATED EMISSIONS WHICH FALL IN THE RESTRICTED BANDS..... | 168 |
| 7.12.1 | E.U.T. Operation..... | 169 |
| 7.12.2 | Test Setup Diagram..... | 170 |
| 7.12.3 | Measurement Procedure and Data..... | 171 |
| 7.13 | FREQUENCY STABILITY..... | 310 |
| 7.13.1 | E.U.T. Operation..... | 311 |
| 7.13.2 | Test Setup Diagram..... | 312 |
| 7.13.3 | Measurement Procedure and Data..... | 312 |
| 8 | PHOTOGRAPHS..... | 313 |
| 8.1 | CONDUCTED EMISSIONS AT AC POWER LINE (150KHZ-30MHZ) TEST SETUP..... | 313 |
| 8.2 | RADIATED EMISSIONS TEST SETUP..... | 313 |
| 8.3 | RADIATED EMISSIONS WHICH FALL IN THE RESTRICTED BANDS TEST SETUP..... | 314 |
| 8.4 | EUT CONSTRUCTIONAL DETAILS (EUT PHOTOS)..... | 314 |
| 9 | APPENDIX..... | 315 |
| 9.1 | APPENDIX 15.407..... | 315-637 |



4 General Information

4.1 Details of E.U.T.

| | | | | | |
|----------------------|---|-----------------------|----------------------|--------------------|--|
| Power supply: | DC 5V from adapter input AC 120V/60Hz Adapter Model: F18W6-050250SPAU Input:AC100-240V~50/60Hz 0.6A Output:DC 5V 2.5A | | | | |
| Cable: | HDMI cable: 150cm shielded RJ45 cable: 200cm shielded DC In cable: 150cm unshielded | | | | |
| Antenna Gain | 6dBi(2x2 MIMO) | | | | |
| Antenna Type | PIFA Antenna | | | | |
| DFS Function | Slave without Radar detection | | | | |
| TPC Function | Support | | | | |
| Operation Frequency: | Band | Mode | Frequency Range(MHz) | Number of channels | |
| | UNII Band I | IEEE 802.11a | 5180-5240 | 4 | |
| | | IEEE 802.11n/ac 20MHz | 5180-5240 | 4 | |
| | | IEEE 802.11n/ac 40MHz | 5190-5230 | 2 | |
| | | IEEE 802.11ac 80MHz | 5210 | 1 | |
| | UNII Band II-A | IEEE 802.11a | 5260-5320 | 4 | |
| | | IEEE 802.11n/ac 20MHz | 5260-5320 | 4 | |
| | | IEEE 802.11n/ac 40MHz | 5270-5310 | 2 | |
| | | IEEE 802.11ac 80MHz | 5290 | 1 | |
| | UNII Band II-C | IEEE 802.11a | 5500-5700 | 11 | |
| | | IEEE 802.11n/ac 20MHz | 5500-5700 | 11 | |
| | | IEEE 802.11n/ac 40MHz | 5510-5670 | 5 | |
| | | IEEE 802.11ac 80MHz | 5530-5610 | 2 | |
| | UNII Band III | IEEE 802.11a | 5745-5825 | 5 | |
| | | IEEE 802.11n/ac 20MHz | 5745-5825 | 5 | |
| | | IEEE 802.11n/ac 40MHz | 5755-5795 | 2 | |
| | | IEEE 802.11ac 80MHz | 5775 | 1 | |
| Modulation Type: | 802.11a: OFDM (BPSK, QPSK, 16QAM, 64QAM) 802.11n: OFDM (BPSK, QPSK, 16QAM, 64QAM) 802.11ac: OFDM (BPSK, QPSK, 16QAM, 64QAM, 256QAM) | | | | |



| Channel list for 802.11a/n(HT20)/ac(HT20) | | | | | | | |
|---|-----------|---------|-----------|---------|-----------|---------|-----------|
| Channel | Frequency | Channel | Frequency | Channel | Frequency | Channel | Frequency |
| 36 | 5180MHz | 40 | 5200MHz | 44 | 5220MHz | 48 | 5240MHz |
| 52 | 5260MHz | 56 | 5280MHz | 60 | 5330MHz | 64 | 5320MHz |
| 100 | 5500MHz | 104 | 5520MHz | 108 | 5540 MHz | 112 | 5560MHz |
| 116 | 5580MHz | 120 | 5600MHz | 124 | 5620 MHz | 128 | 5640MHz |
| 132 | 5660MHz | 136 | 5680MHz | 140 | 5700 MHz | 149 | 5745MHz |
| 153 | 5765MHz | 157 | 5785MHz | 161 | 5805MHz | 165 | 5825MHz |

| Channel list for 802.11n(HT40)/ac(HT40) | | | | | | | |
|---|-----------|---------|-----------|---------|-----------|---------|-----------|
| Channel | Frequency | Channel | Frequency | Channel | Frequency | Channel | Frequency |
| 38 | 5190MHz | 46 | 5230MHz | 54 | 5270MHz | 62 | 5310MHz |
| 102 | 5510MHz | 110 | 5550MHz | 118 | 5590MHz | 126 | 5630MHz |
| 134 | 5670MHz | 155 | 5755MHz | 159 | 5795MHz | | |

| Channel list for 802.11ac(HT80) | | | | | | | |
|---------------------------------|-----------|---------|-----------|---------|-----------|---------|-----------|
| Channel | Frequency | Channel | Frequency | Channel | Frequency | Channel | Frequency |
| 42 | 5210MHz | 58 | 5290MHz | 106 | 5530 MHz | 122 | 5610MHz |
| 155 | 5775MHz | | | | | | |

| Selected Test Channel for 802.11a/n(HT20)/ac(HT20) | | |
|--|-----------------------------|-----------|
| Band | Channel | Frequency |
| U-NII Band I | The lowest channel (CH36) | 5180MHz |
| | The middle channel (CH40) | 5200MHz |
| | The highest channel (CH48) | 5240MHz |
| U-NII Band 2A | The lowest channel (CH52) | 5260MHz |
| | The middle channel (CH60) | 5785MHz |
| | The highest channel (CH64) | 5320MHz |
| U-NII Band 2C | The lowest channel (CH100) | 5500MHz |
| | The middle channel (CH116) | 5580MHz |
| | The highest channel (CH140) | 5700MHz |
| U-NII Band III | The lowest channel (CH149) | 5745MHz |
| | The middle channel (CH157) | 5785MHz |
| | The highest channel (CH165) | 5825MHz |

| Selected Test Channel for 802.11n(HT40)/ac(HT40) | | |
|--|-----------------------------|-----------|
| Band | Channel | Frequency |
| U-NII Band I | The lowest channel (CH38) | 5190MHz |
| | The highest channel (CH46) | 5230MHz |
| U-NII Band 2A | The lowest channel (CH54) | 5270MHz |
| | The highest channel (CH62) | 5310MHz |
| U-NII Band 2C | The lowest channel (CH102) | 5510MHz |
| | The middle channel (CH118) | 5590MHz |
| | The highest channel (CH134) | 5670MHz |
| U-NII Band III | The lowest channel (CH151) | 5755MHz |
| | The highest channel (CH159) | 5795MHz |

| Selected Test Channel for 802.11ac(HT80) | | |
|--|-----------------------------|-----------|
| Band | Channel | Frequency |
| U-NII Band I | One channel (CH42) | 5210MHz |
| U-NII Band 2A | One channel(CH58) | 5290MHz |
| U-NII Band 2C | The lowest channel (CH106) | 5530MHz |
| | The highest channel (CH138) | 5610MHz |
| U-NII Band III | One channel (CH155) | 5775MHz |

4.2 Description of Support Units

| Description | Manufacturer | Model No. | Serial No. |
|----------------|--------------|-----------|------------------|
| Router | NETGEAR | DGN2200 | REF. No.:SEA2200 |
| LCD-Displaying | Lenovo | L17711pC | REF. No.:SEA2502 |

4.3 Measurement Uncertainty

| No. | Item | Measurement Uncertainty |
|-----|---------------------------------|---------------------------------|
| 1 | Radio Frequency | $\pm 7.25 \times 10^{-8}$ |
| 2 | Duty cycle | $\pm 0.37\%$ |
| 3 | Occupied Bandwidth | $\pm 3\%$ |
| 4 | RF conducted power | $\pm 0.75\text{dB}$ |
| 5 | RF power density | $\pm 2.84\text{dB}$ |
| 6 | Conducted Spurious emissions | $\pm 0.75\text{dB}$ |
| 7 | RF Radiated power | $\pm 4.5\text{dB}$ (below 1GHz) |
| | | $\pm 4.8\text{dB}$ (above 1GHz) |
| 8 | Radiated Spurious emission test | $\pm 4.5\text{dB}$ (Below 1GHz) |
| | | $\pm 4.8\text{dB}$ (Above 1GHz) |
| 9 | Temperature test | $\pm 1^\circ\text{C}$ |
| 10 | Humidity test | $\pm 3\%$ |
| 11 | Supply voltages | $\pm 1.5\%$ |
| 12 | Time | $\pm 3\%$ |



4.4 Test Location

All tests were performed at:

SGS-CSTC Standards Technical Services Co., Ltd., Shenzhen Branch

No. 1 Workshop, M-10, Middle Section, Science & Technology Park, Shenzhen, Guangdong, China.
518057.

Tel: +86 755 2601 2053 Fax: +86 755 2671 0594

No tests were sub-contracted.

4.5 Test Facility

The test facility is recognized, certified, or accredited by the following organizations:

- **CNAS (No. CNAS L2929)**

CNAS has accredited SGS-CSTC Standards Technical Services Co., Ltd. Shenzhen Branch EMC Lab to ISO/IEC 17025:2005 General Requirements for the Competence of Testing and Calibration Laboratories (CNAS-CL01 Accreditation Criteria for the Competence of Testing and Calibration Laboratories) for the competence in the field of testing.

- **A2LA (Certificate No. 3816.01)**

SGS-CSTC Standards Technical Services Co., Ltd., Shenzhen EMC Laboratory is accredited by the American Association for Laboratory Accreditation(A2LA). Certificate No. 3816.01.

- **VCCI**

The 3m Fully-anechoic chamber for above 1GHz, 10m Semi-anechoic chamber for below 1GHz, Shielded Room for Mains Port Conducted Interference Measurement and Telecommunication Port Conducted Interference Measurement of SGS-CSTC Standards Technical Services Co., Ltd. have been registered in accordance with the Regulations for Voluntary Control Measures with Registration No.: G-20026, R-14188, C-12383 and T-11153 respectively.

- **FCC –Designation Number: CN1178**

SGS-CSTC Standards Technical Services Co., Ltd., Shenzhen EMC Laboratory has been recognized as an accredited testing laboratory.

Designation Number: CN1178. Test Firm Registration Number: 406779.

- **Industry Canada (IC)**

Two 3m Semi-anechoic chambers and the 10m Semi-anechoic chamber of SGS-CSTC Standards Technical Services Co., Ltd. Shenzhen Branch EMC Lab have been registered by Certification and Engineering Bureau of Industry Canada for radio equipment testing with Registration No.: 4620C-1, 4620C-2, 4620C-3.

4.6 Deviation from Standards

None

4.7 Abnormalities from Standard Conditions

None



5 Equipment List

| Conducted Emissions at AC Power Line (150kHz-30MHz) | | | | | |
|---|------------------|---------------|--------------|------------|--------------|
| Equipment | Manufacturer | Model No | Inventory No | Cal Date | Cal Due Date |
| Shielding Room | ZhongYu Electron | GB-88 | SEM001-06 | 2017-05-10 | 2020-05-09 |
| Measurement Software | AUDIX | e3 V5.4.1221d | N/A | N/A | N/A |
| Coaxial Cable | SGS | N/A | SEM024-01 | 2017-07-13 | 2018-07-12 |
| LISN | Rohde & Schwarz | ENV216 | SEM007-01 | 2017-09-27 | 2018-09-26 |
| LISN | ETS-LINDGREN | 3816/2 | SEM007-02 | 2018-04-02 | 2019-04-01 |
| EMI Test Receiver | Rohde & Schwarz | ESCI | SEM004-02 | 2018-04-02 | 2019-04-01 |

| Duty Cycle | | | | | |
|----------------------|----------------------|-------------------------|--------------|------------|--------------|
| Equipment | Manufacturer | Model No | Inventory No | Cal Date | Cal Due Date |
| DC Power Supply | ZhaoXin | RXN-305D | SEM011-02 | 2017-09-27 | 2018-09-26 |
| Spectrum Analyzer | Rohde & Schwarz | FSP | SEM004-06 | 2017-09-27 | 2018-09-26 |
| Measurement Software | JS Tonscend | JS1120-2 BT/WIFI V2. | N/A | N/A | N/A |
| Coaxial Cable | SGS | N/A | SEM031-02 | 2017-07-13 | 2018-07-12 |
| Attenuator | Weinschel Associates | WA41 | SEM021-09 | N/A | N/A |
| Signal Generator | KEYSIGHT | N5173B | SEM006-05 | 2017-09-27 | 2018-09-26 |
| Power Meter | Rohde & Schwarz | NRVS | SEM014-02 | 2017-09-27 | 2018-09-26 |

| 99% Bandwidth | | | | | |
|----------------------|----------------------|-------------------------|--------------|------------|--------------|
| Equipment | Manufacturer | Model No | Inventory No | Cal Date | Cal Due Date |
| DC Power Supply | ZhaoXin | RXN-305D | SEM011-02 | 2017-09-27 | 2018-09-26 |
| Spectrum Analyzer | Rohde & Schwarz | FSP | SEM004-06 | 2017-09-27 | 2018-09-26 |
| Measurement Software | JS Tonscend | JS1120-2 BT/WIFI V2. | N/A | N/A | N/A |
| Coaxial Cable | SGS | N/A | SEM031-02 | 2017-07-13 | 2018-07-12 |
| Attenuator | Weinschel Associates | WA41 | SEM021-09 | N/A | N/A |
| Signal Generator | KEYSIGHT | N5173B | SEM006-05 | 2017-09-27 | 2018-09-26 |
| Power Meter | Rohde & Schwarz | NRVS | SEM014-02 | 2017-09-27 | 2018-09-26 |

| 26dB Emission bandwidth | | | | | |
|-------------------------|----------------------|-------------------------|--------------|------------|--------------|
| Equipment | Manufacturer | Model No | Inventory No | Cal Date | Cal Due Date |
| DC Power Supply | ZhaoXin | RXN-305D | SEM011-02 | 2017-09-27 | 2018-09-26 |
| Spectrum Analyzer | Rohde & Schwarz | FSP | SEM004-06 | 2017-09-27 | 2018-09-26 |
| Measurement Software | JS Tonscend | JS1120-2 BT/WIFI V2. | N/A | N/A | N/A |
| Coaxial Cable | SGS | N/A | SEM031-02 | 2017-07-13 | 2018-07-12 |
| Attenuator | Weinschel Associates | WA41 | SEM021-09 | N/A | N/A |
| Signal Generator | KEYSIGHT | N5173B | SEM006-05 | 2017-09-27 | 2018-09-26 |
| Power Meter | Rohde & Schwarz | NRVS | SEM014-02 | 2017-09-27 | 2018-09-26 |



SGS-CSTC Standards Technical Services Co., Ltd. Shenzhen Branch

Report No.: SZEM180300232405

Page: 11 of 637

| Minimum 6 dB bandwidth (5.725-5.85 GHz band) | | | | | |
|---|----------------------|-------------------------|--------------|------------|--------------|
| Equipment | Manufacturer | Model No | Inventory No | Cal Date | Cal Due Date |
| DC Power Supply | ZhaoXin | RXN-305D | SEM011-02 | 2017-09-27 | 2018-09-26 |
| Spectrum Analyzer | Rohde & Schwarz | FSP | SEM004-06 | 2017-09-27 | 2018-09-26 |
| Measurement Software | JS Tonscend | JS1120-2 BT/WIFI V2. | N/A | N/A | N/A |
| Coaxial Cable | SGS | N/A | SEM031-02 | 2017-07-13 | 2018-07-12 |
| Attenuator | Weinschel Associates | WA41 | SEM021-09 | N/A | N/A |
| Signal Generator | KEYSIGHT | N5173B | SEM006-05 | 2017-09-27 | 2018-09-26 |
| Power Meter | Rohde & Schwarz | NRVS | SEM014-02 | 2017-09-27 | 2018-09-26 |

| Maximum Conducted output power | | | | | |
|--------------------------------|----------------------|-------------------------|--------------|------------|--------------|
| Equipment | Manufacturer | Model No | Inventory No | Cal Date | Cal Due Date |
| DC Power Supply | ZhaoXin | RXN-305D | SEM011-02 | 2017-09-27 | 2018-09-26 |
| Spectrum Analyzer | Rohde & Schwarz | FSP | SEM004-06 | 2017-09-27 | 2018-09-26 |
| Measurement Software | JS Tonscend | JS1120-2 BT/WIFI V2. | N/A | N/A | N/A |
| Coaxial Cable | SGS | N/A | SEM031-02 | 2017-07-13 | 2018-07-12 |
| Attenuator | Weinschel Associates | WA41 | SEM021-09 | N/A | N/A |
| Signal Generator | KEYSIGHT | N5173B | SEM006-05 | 2017-09-27 | 2018-09-26 |
| Power Meter | Rohde & Schwarz | NRVS | SEM014-02 | 2017-09-27 | 2018-09-26 |

| Peak Power spectrum density | | | | | |
|-----------------------------|----------------------|-------------------------|--------------|------------|--------------|
| Equipment | Manufacturer | Model No | Inventory No | Cal Date | Cal Due Date |
| DC Power Supply | ZhaoXin | RXN-305D | SEM011-02 | 2017-09-27 | 2018-09-26 |
| Spectrum Analyzer | Rohde & Schwarz | FSP | SEM004-06 | 2017-09-27 | 2018-09-26 |
| Measurement Software | JS Tonscend | JS1120-2 BT/WIFI V2. | N/A | N/A | N/A |
| Coaxial Cable | SGS | N/A | SEM031-02 | 2017-07-13 | 2018-07-12 |
| Attenuator | Weinschel Associates | WA41 | SEM021-09 | N/A | N/A |
| Signal Generator | KEYSIGHT | N5173B | SEM006-05 | 2017-09-27 | 2018-09-26 |
| Power Meter | Rohde & Schwarz | NRVS | SEM014-02 | 2017-09-27 | 2018-09-26 |

| Radiated Emissions which fall in the restricted bands | | | | | |
|---|-----------------|-----------------|--------------|------------|--------------|
| Equipment | Manufacturer | Model No | Inventory No | Cal Date | Cal Due Date |
| 3m Semi-Anechoic Chamber | AUDIX | N/A | SEM001-02 | 2018-03-13 | 2021-03-12 |
| Measurement Software | AUDIX | e3 V8.2014-6-27 | N/A | N/A | N/A |
| Coaxial Cable | SGS | N/A | SEM026-01 | 2017-07-13 | 2018-07-12 |
| Spectrum Analyzer | Rohde & Schwarz | FSU43 | SEM004-08 | 2018-04-02 | 2019-04-01 |
| BiConiLog Antenna (26-3000MHz) | ETS-Lindgren | 3142C | SEM003-01 | 2017-06-27 | 2020-06-26 |
| Horn Antenna (1-18GHz) | Rohde & Schwarz | HF907 | SEM003-07 | 2018-04-13 | 2021-04-12 |

This document is issued by the Company subject to its General Conditions of Service printed overleaf, available on request or accessible at <http://www.sgs.com/en/Terms-and-Conditions.aspx> and, for electronic format documents, subject to Terms and Conditions for Electronic Documents at <http://www.sgs.com/en/Terms-and-Conditions/Terms-e-Documents.aspx>. Attention is drawn to the limitation of liability, indemnification and jurisdiction issues defined therein. Any holder of this document is advised that information contained hereon reflects the Company's findings at the time of its intervention only and within the limits of Client's instructions, if any. The Company's sole responsibility is to its Client and this document does not exonerate parties to a transaction from exercising all their rights and obligations under the transaction documents. This document cannot be reproduced except in full, without prior written approval of the Company. Any unauthorized alteration, forgery or falsification of the content or appearance of this document is unlawful and offenders may be prosecuted to the fullest extent of the law. Unless otherwise stated the results shown in this test report refer only to the sample(s) tested and such sample(s) are retained for 30 days only.



SGS-CSTC Standards Technical Services Co., Ltd. Shenzhen Branch

Report No.: SZEM180300232405

Page: 12 of 637

| | | | | | |
|-----------------------------------|------------------------------------|-------------------|-----------|------------|------------|
| Horn Antenna(15GHz-40GHz) | Schwarzbeck | BBHA 9170 | SEM003-15 | 2017-10-17 | 2020-10-16 |
| Pre-amplifier (0.1-1300MHz) | HP | 8447D | SEM005-02 | 2017-09-27 | 2018-09-26 |
| Low Noise Amplifier(100MHz-18GHz) | Black Diamond Series | BDLNA-0118-352810 | SEM005-05 | 2017-09-27 | 2018-09-27 |
| Pre-amplifier(18-26GHz) | Rohde & Schwarz | CH14-H052 | SEM005-17 | 2018-04-02 | 2019-04-01 |
| Pre-amplifier(26GHz-40GHz) | Compliance Directions Systems Inc. | PAP-2640-50 | SEM005-08 | 2018-04-02 | 2019-04-01 |
| DC Power Supply | Zhao Xin | RXN-305D | SEM011-02 | 2017-09-27 | 2018-09-26 |
| Active Loop Antenna | ETS-Lindgren | 6502 | SEM003-08 | 2017-08-22 | 2020-08-21 |
| Band filter | N/A | N/A | SEM023-01 | N/A | N/A |

| RE in Chamber | | | | | | |
|---------------|------------------------------------|----------------------|-----------------|---------------|------------------------|----------------------------|
| Item | Test Equipment | Manufacturer | Model No. | Inventory No. | Cal. Date (yyyy-mm-dd) | Cal. Due date (yyyy-mm-dd) |
| 1 | 10m Semi-Anechoic Chamber | SAEMC | FSAC1018 | SEM001-03 | 2018-03-31 | 2021-03-30 |
| 2 | EMI Test Receiver (9k-7GHz) | Rohde & Schwarz | ESR | SEM004-03 | 2018-04-02 | 2019-04-01 |
| 3 | Trilog-Broadband Antenna(30M-1GHz) | Schwarzbeck | VULB9168 | SEM003-18 | 2016-06-29 | 2019-06-28 |
| 4 | Pre-amplifier (9kHz-1GHz) | Sonoma Instrument Co | 310N | SEM005-04 | 2018-04-13 | 2019-04-12 |
| 5 | Loop Antenna (9kHz-30MHz) | ETS-Lindgren | 6502 | SEM003-08 | 2017-08-22 | 2020-08-21 |
| 6 | Measurement Software | AUDIX | e3 V8.2014-6-27 | N/A | N/A | N/A |
| 7 | Coaxial Cable | SGS | N/A | SEM029-01 | 2017-07-13 | 2018-07-12 |

| Frequency Stability | | | | | |
|----------------------|----------------------|----------------------|--------------|------------|--------------|
| Equipment | Manufacturer | Model No | Inventory No | Cal Date | Cal Due Date |
| DC Power Supply | ZhaoXin | RXN-305D | SEM011-02 | 2017-09-27 | 2018-09-26 |
| Spectrum Analyzer | Rohde & Schwarz | FSP | SEM004-06 | 2017-09-27 | 2018-09-26 |
| Measurement Software | JS Tonscend | JS1120-2 BT/WIFI V2. | N/A | N/A | N/A |
| Coaxial Cable | SGS | N/A | SEM031-02 | 2017-07-13 | 2018-07-12 |
| Attenuator | Weinschel Associates | WA41 | SEM021-09 | N/A | N/A |
| Signal Generator | KEYSIGHT | N5173B | SEM006-05 | 2017-09-27 | 2018-09-26 |
| Power Meter | Rohde & Schwarz | NRVS | SEM014-02 | 2017-09-27 | 2018-09-26 |



SGS-CSTC Standards Technical Services Co., Ltd.
Shenzhen Branch

Report No.: SZEM180300232405

Page: 13 of 637

| General used equipment | | | | | |
|---------------------------------|---|----------|--------------|------------|--------------|
| Equipment | Manufacturer | Model No | Inventory No | Cal Date | Cal Due Date |
| Humidity/ Temperature Indicator | Shanghai Meteorological Industry Factory | ZJ1-2B | SEM002-03 | 2017-09-29 | 2018-09-28 |
| Humidity/ Temperature Indicator | Shanghai Meteorological Industry Factory | ZJ1-2B | SEM002-04 | 2017-09-29 | 2018-09-28 |
| Humidity/ Temperature Indicator | Mingle | N/A | SEM002-08 | 2017-09-29 | 2018-09-28 |
| Barometer | Changchun Meteorological Industry Factory | DYM3 | SEM002-01 | 2018-04-08 | 2019-04-07 |

6 Radio Spectrum Technical Requirement

6.1 Antenna Requirement

6.1.1 Test Requirement:


47 CFR Part 15, Subpart C 15.203

6.1.2 Conclusion

Standard Requirement:

An intentional radiator shall be designed to ensure that no antenna other than that furnished by the responsible party shall be used with the device. The use of a permanently attached antenna or of an antenna that uses a unique coupling to the intentional radiator shall be considered sufficient to comply with the provisions of this section. The manufacturer may design the unit so that a broken antenna can be replaced by the user, but the use of a standard antenna jack or electrical connector is prohibited.

EUT Antenna:



The antenna is integrated on the main PCB and no consideration of replacement. The best case gain of the antenna is 6dBi.



6.2 Transmission in the Absence of Data

6.2.1 Test Requirement:

47 CFR Part 15, Subpart C 15.407 (c)

6.2.2 Conclusion

Standard Requirement:

The device shall automatically discontinue transmission in case of either absence of information to transmit or operational failure. These provisions are not intended to preclude the transmission of control or signalling information or the use of repetitive codes used by certain digital technologies to complete frame or burst intervals.

Applicants shall include in their application for equipment authorization a description of how this requirement is met.

EUT Details:

WIFI chip (AR9342) support automatically discontinue transmission in case of either absence of information to transmit or operational failure, if the chip detect absence of information to transmit or operational failure, it will be automatically shut off.



7 Radio Spectrum Matter Test Results

7.1 Conducted Emissions at AC Power Line (150kHz-30MHz)

Test Requirement 47 CFR Part 15, Subpart C 15.207 & 15.407 b(6)

Test Method: ANSI C63.10 (2013) Section 6.2

Limit:

| Frequency of emission(MHz) | Conducted limit(dBμV) | |
|---|-----------------------|-----------|
| | Quasi-peak | Average |
| 0.15-0.5 | 66 to 56* | 56 to 46* |
| 0.5-5 | 56 | 46 |
| 5-30 | 60 | 50 |
| *Decreases with the logarithm of the frequency. | | |



7.1.1 E.U.T. Operation

Operating Environment:

Temperature: 21 °C Humidity: 46 % RH Atmospheric Pressure: 1015 mbar

Pretest these
modes to find
the worst case:

g:TX mode (Band 1)_Keep the EUT in continuously transmitting mode with all modulation types. All data rates for each modulation type have been tested and found the data rate @ 6Mbps is the worst case of IEEE 802.11a; data rate @ MCS0 is the worst case of IEEE 802.11n(HT20); data rate @ MCS0 is the worst case of IEEE 802.11n(HT40); data rate @ MCS0 is the worst case of IEEE 802.11ac(VHT20); data rate @ MCS0 is the worst case of IEEE 802.11ac(VHT40); data rate @ MCS0 is the worst case of IEEE 802.11ac(VHT80). Only the data of worst case is recorded in the report.

h:TX mode (Band 2A)_Keep the EUT in continuously transmitting mode with all modulation types. All data rates for each modulation type have been tested and found the data rate @ 6Mbps is the worst case of IEEE 802.11a; data rate @ MCS0 is the worst case of IEEE 802.11n(HT20); data rate @ MCS0 is the worst case of IEEE 802.11n(HT40); data rate @ MCS0 is the worst case of IEEE 802.11ac(VHT20); data rate @ MCS0 is the worst case of IEEE 802.11ac(VHT40); data rate @ MCS0 is the worst case of IEEE 802.11ac(VHT80). Only the data of worst case is recorded in the report.

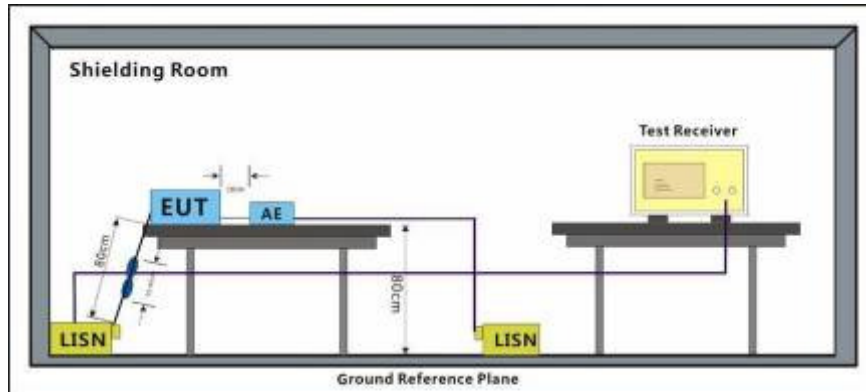
i:TX mode (Band 2C)_Keep the EUT in continuously transmitting mode with all modulation types. All data rates for each modulation type have been tested and found the data rate @ 6Mbps is the worst case of IEEE 802.11a; data rate @ MCS0 is the worst case of IEEE 802.11n(HT20); data rate @ MCS0 is the worst case of IEEE 802.11n(HT40); data rate @ MCS0 is the worst case of IEEE 802.11ac(VHT20); data rate @ MCS0 is the worst case of IEEE 802.11ac(VHT40); data rate @ MCS0 is the worst case of IEEE 802.11ac(VHT80). Only the data of worst case is recorded in the report.

j:TX mode (Band 3)_Keep the EUT in continuously transmitting mode with all modulation types. All data rates for each modulation type have been tested and found the data rate @ 6Mbps is the worst case of IEEE 802.11a; data rate @ MCS0 is the worst case of IEEE 802.11n(HT20); data rate @ MCS0 is the worst case of IEEE 802.11n(HT40); data rate @ MCS0 is the worst case of IEEE 802.11ac(VHT20); data rate @ MCS0 is the worst case of IEEE 802.11ac(VHT40); data rate @ MCS0 is the worst case of IEEE 802.11ac(VHT80). Only the data of worst case is recorded in the report.

The worst case
for final test:

g:TX mode (Band 1)_Keep the EUT in continuously transmitting mode with all modulation types. All data rates for each modulation type have been tested and found the data rate @ 6Mbps is the worst case of IEEE 802.11a; data rate @ MCS0 is the worst case of IEEE 802.11n(HT20); data rate @ MCS0 is the worst case of IEEE 802.11n(HT40); data rate @ MCS0 is the worst case of IEEE 802.11ac(VHT20); data rate @ MCS0 is the worst case of IEEE 802.11ac(VHT40); data rate @ MCS0 is the worst case of IEEE 802.11ac(VHT80). Only the data of worst case is recorded in the report.

7.1.2 Test Setup Diagram

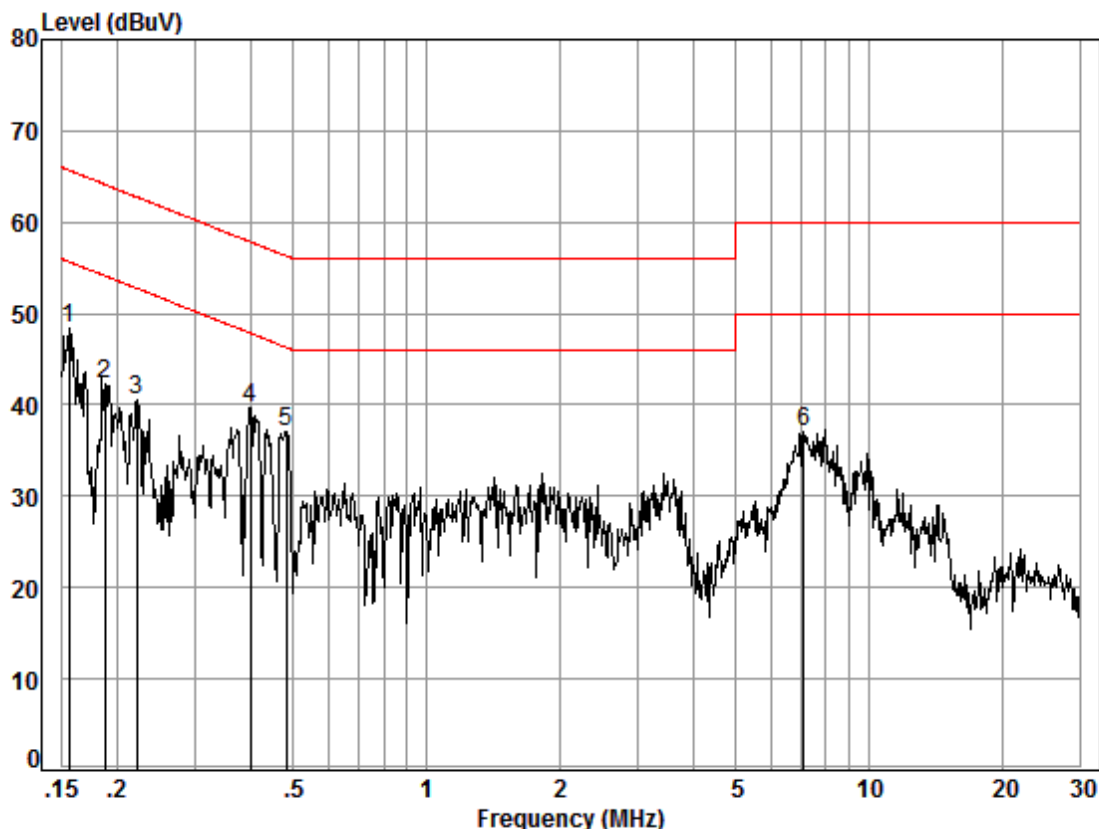


7.1.3 Measurement Procedure and Data

- 1) The mains terminal disturbance voltage test was conducted in a shielded room.
- 2) The EUT was connected to AC power source through a LISN 1 (Line Impedance Stabilization Network) which provides a 50ohm/50μH + 5ohm linear impedance. The power cables of all other units of the EUT were connected to a second LISN 2, which was bonded to the ground reference plane in the same way as the LISN 1 for the unit being measured. A multiple socket outlet strip was used to connect multiple power cables to a single LISN provided the rating of the LISN was not exceeded.
- 3) The tabletop EUT was placed upon a non-metallic table 0.8m above the ground reference plane. And for floor-standing arrangement, the EUT was placed on the horizontal ground reference plane,
- 4) The test was performed with a vertical ground reference plane. The rear of the EUT shall be 0.4 m from the vertical ground reference plane. The vertical ground reference plane was bonded to the horizontal ground reference plane. The LISN 1 was placed 0.8 m from the boundary of the unit under test and bonded to a ground reference plane for LISNs mounted on top of the ground reference plane. This distance was between the closest points of the LISN 1 and the EUT. All other units of the EUT and associated equipment was at least 0.8 m from the LISN 2.
- 5) In order to find the maximum emission, the relative positions of equipment and all of the interface cables must be changed according to ANSI C63.10 on conducted measurement.

Remark: LISN=Read Level+ Cable Loss+ LISN Factor

Mode:g; Line:Live Line



Site : Shielding Room

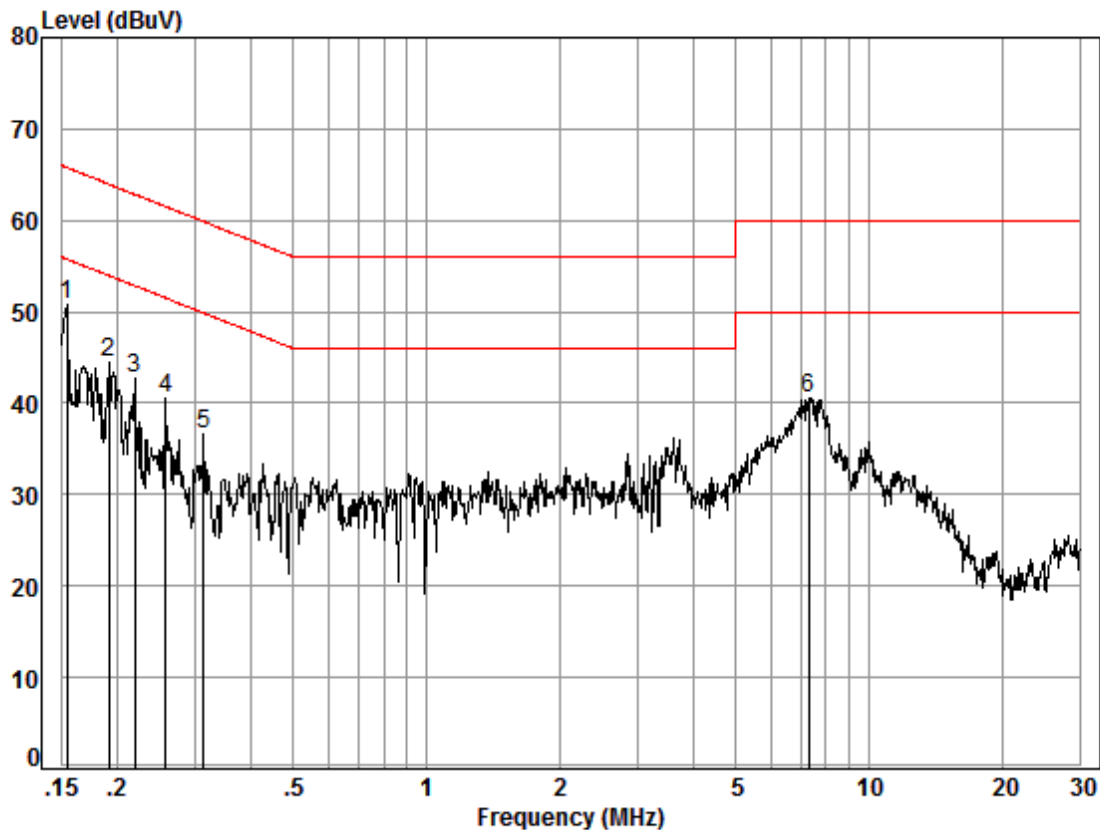
Condition: Line

Job No. : 02324CR

Test mode: g

| | Freq | Cable Loss | LISN Factor | Read Level | Level | Limit Line | Over Limit | Remark |
|---|------|---------------|----------------|---------------|-------|---------------|---------------|--------|
| | MHz | dB | dB | dBuV | dBuV | dBuV | dB | |
| 1 | 0.16 | 0.02 | 9.51 | 38.89 | 48.42 | 55.69 | -7.27 | Peak |
| 2 | 0.19 | 0.03 | 9.51 | 32.72 | 42.26 | 54.15 | -11.89 | Peak |
| 3 | 0.22 | 0.03 | 9.50 | 31.00 | 40.53 | 52.74 | -12.21 | Peak |
| 4 | 0.40 | 0.04 | 9.49 | 30.22 | 39.75 | 47.86 | -8.11 | Peak |
| 5 | 0.48 | 0.04 | 9.49 | 27.59 | 37.12 | 46.32 | -9.20 | Peak |
| 6 | 7.14 | 0.18 | 9.59 | 27.19 | 36.96 | 50.00 | -13.04 | Peak |

Mode:g; Line:Neutral Line



Site : Shielding Room
Condition: Neutral
Job No. : 02324CR
Test mode: g

| | Freq | Cable Loss | LISN Factor | Read Level | Level | Limit Line | Over Limit | Remark |
|---|------|------------|-------------|------------|-------|------------|------------|--------|
| | MHz | dB | dB | dBuV | dBuV | dBuV | dB | |
| 1 | 0.15 | 0.02 | 9.58 | 41.26 | 50.86 | 55.78 | -4.92 | Peak |
| 2 | 0.19 | 0.03 | 9.58 | 34.95 | 44.56 | 53.98 | -9.42 | Peak |
| 3 | 0.22 | 0.03 | 9.57 | 33.10 | 42.70 | 52.83 | -10.13 | Peak |
| 4 | 0.26 | 0.03 | 9.58 | 30.95 | 40.56 | 51.51 | -10.95 | Peak |
| 5 | 0.31 | 0.03 | 9.58 | 27.10 | 36.71 | 49.88 | -13.17 | Peak |
| 6 | 7.33 | 0.18 | 9.73 | 30.68 | 40.59 | 50.00 | -9.41 | Peak |



7.2 Duty Cycle

Test Requirement KDB 789033 D02 II B 1

Test Method: KDB 789033 II B 1

7.2.1 E.U.T. Operation

Operating Environment:

Temperature: 24.3 °C Humidity: 47 % RH Atmospheric Pressure: 1015 mbar

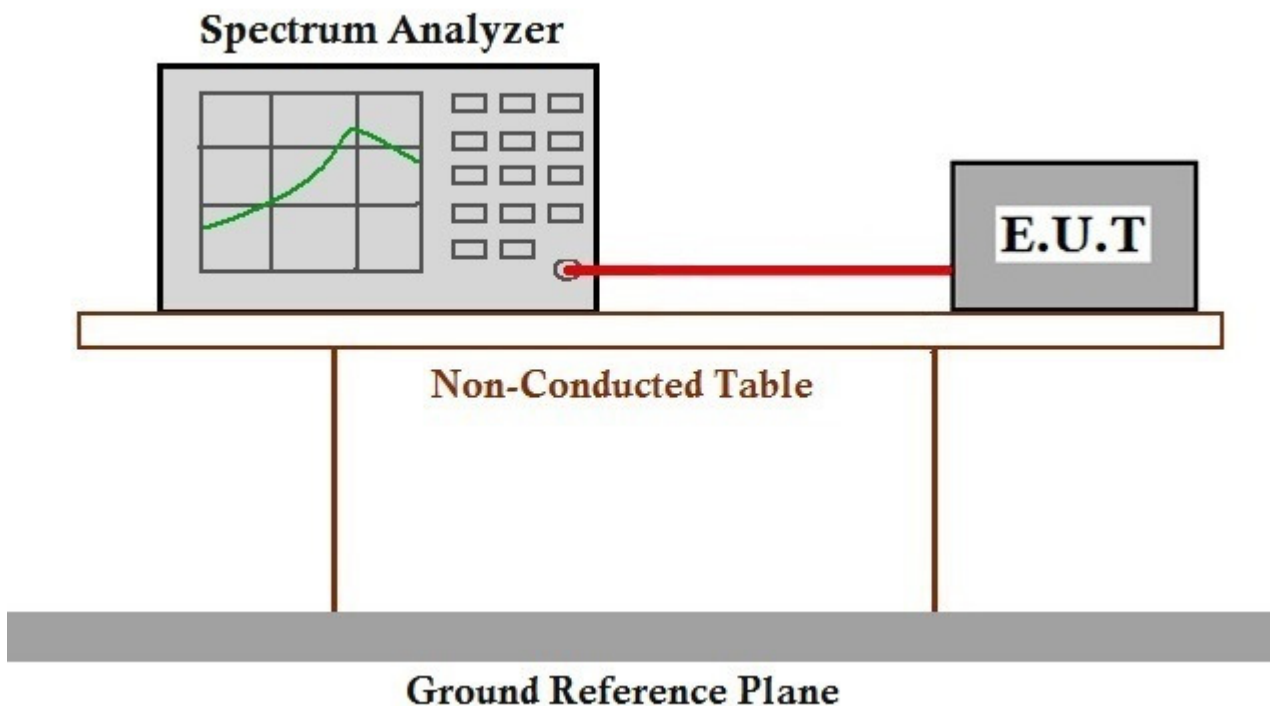
Test mode: g:TX mode (Band 1)_Keep the EUT in continuously transmitting mode with all modulation types. All data rates for each modulation type have been tested and found the data rate @ 6Mbps is the worst case of IEEE 802.11a; data rate @ MCS0 is the worst case of IEEE 802.11n(HT20); data rate @ MCS0 is the worst case of IEEE 802.11n(HT40); data rate @ MCS0 is the worst case of IEEE 802.11ac(VHT20); data rate @ MCS0 is the worst case of IEEE 802.11ac(VHT40); data rate @ MCS0 is the worst case of IEEE 802.11ac(VHT80). Only the data of worst case is recorded in the report.

h:TX mode (Band 2A)_Keep the EUT in continuously transmitting mode with all modulation types. All data rates for each modulation type have been tested and found the data rate @ 6Mbps is the worst case of IEEE 802.11a; data rate @ MCS0 is the worst case of IEEE 802.11n(HT20); data rate @ MCS0 is the worst case of IEEE 802.11n(HT40); data rate @ MCS0 is the worst case of IEEE 802.11ac(VHT20); data rate @ MCS0 is the worst case of IEEE 802.11ac(VHT40); data rate @ MCS0 is the worst case of IEEE 802.11ac(VHT80). Only the data of worst case is recorded in the report.

i:TX mode (Band 2C)_Keep the EUT in continuously transmitting mode with all modulation types. All data rates for each modulation type have been tested and found the data rate @ 6Mbps is the worst case of IEEE 802.11a; data rate @ MCS0 is the worst case of IEEE 802.11n(HT20); data rate @ MCS0 is the worst case of IEEE 802.11n(HT40); data rate @ MCS0 is the worst case of IEEE 802.11ac(VHT20); data rate @ MCS0 is the worst case of IEEE 802.11ac(VHT40); data rate @ MCS0 is the worst case of IEEE 802.11ac(VHT80). Only the data of worst case is recorded in the report.

j:TX mode (Band 3)_Keep the EUT in continuously transmitting mode with all modulation types. All data rates for each modulation type have been tested and found the data rate @ 6Mbps is the worst case of IEEE 802.11a; data rate @ MCS0 is the worst case of IEEE 802.11n(HT20); data rate @ MCS0 is the worst case of IEEE 802.11n(HT40); data rate @ MCS0 is the worst case of IEEE 802.11ac(VHT20); data rate @ MCS0 is the worst case of IEEE 802.11ac(VHT40); data rate @ MCS0 is the worst case of IEEE 802.11ac(VHT80). Only the data of worst case is recorded in the report.

7.2.2 Test Setup Diagram



7.2.3 Measurement Procedure and Data

The detailed test data see: Appendix 15.407



7.3 99% Bandwidth

Test Requirement N/A

Test Method: KDB 789033 II D

7.3.1 E.U.T. Operation

Operating Environment:

Temperature: 24.3 °C Humidity: 47 % RH Atmospheric Pressure: 1015 mbar

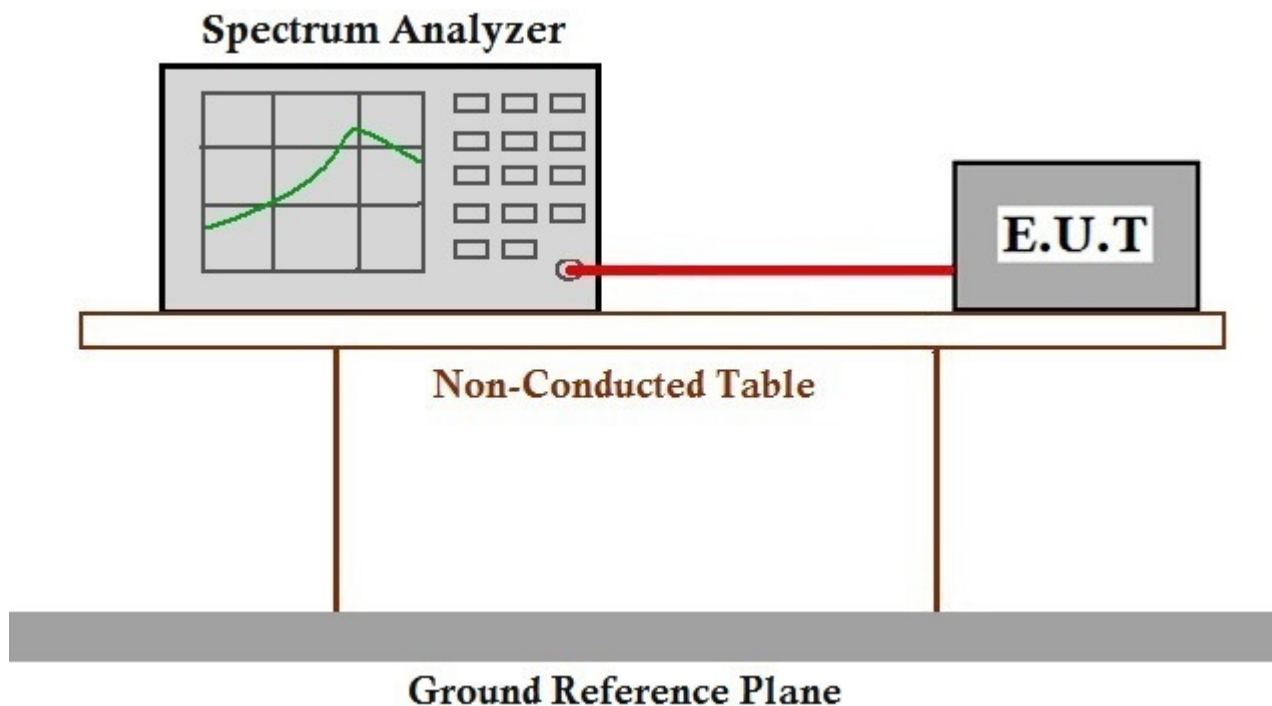
Test mode: g:TX mode (Band 1)_Keep the EUT in continuously transmitting mode with all modulation types. All data rates for each modulation type have been tested and found the data rate @ 6Mbps is the worst case of IEEE 802.11a; data rate @ MCS0 is the worst case of IEEE 802.11n(HT20); data rate @ MCS0 is the worst case of IEEE 802.11n(HT40); data rate @ MCS0 is the worst case of IEEE 802.11ac(VHT20); data rate @ MCS0 is the worst case of IEEE 802.11ac(VHT40); data rate @ MCS0 is the worst case of IEEE 802.11ac(VHT80). Only the data of worst case is recorded in the report.

h:TX mode (Band 2A)_Keep the EUT in continuously transmitting mode with all modulation types. All data rates for each modulation type have been tested and found the data rate @ 6Mbps is the worst case of IEEE 802.11a; data rate @ MCS0 is the worst case of IEEE 802.11n(HT20); data rate @ MCS0 is the worst case of IEEE 802.11n(HT40); data rate @ MCS0 is the worst case of IEEE 802.11ac(VHT20); data rate @ MCS0 is the worst case of IEEE 802.11ac(VHT40); data rate @ MCS0 is the worst case of IEEE 802.11ac(VHT80). Only the data of worst case is recorded in the report.

i:TX mode (Band 2C)_Keep the EUT in continuously transmitting mode with all modulation types. All data rates for each modulation type have been tested and found the data rate @ 6Mbps is the worst case of IEEE 802.11a; data rate @ MCS0 is the worst case of IEEE 802.11n(HT20); data rate @ MCS0 is the worst case of IEEE 802.11n(HT40); data rate @ MCS0 is the worst case of IEEE 802.11ac(VHT20); data rate @ MCS0 is the worst case of IEEE 802.11ac(VHT40); data rate @ MCS0 is the worst case of IEEE 802.11ac(VHT80). Only the data of worst case is recorded in the report.

j:TX mode (Band 3)_Keep the EUT in continuously transmitting mode with all modulation types. All data rates for each modulation type have been tested and found the data rate @ 6Mbps is the worst case of IEEE 802.11a; data rate @ MCS0 is the worst case of IEEE 802.11n(HT20); data rate @ MCS0 is the worst case of IEEE 802.11n(HT40); data rate @ MCS0 is the worst case of IEEE 802.11ac(VHT20); data rate @ MCS0 is the worst case of IEEE 802.11ac(VHT40); data rate @ MCS0 is the worst case of IEEE 802.11ac(VHT80). Only the data of worst case is recorded in the report.

7.3.2 Test Setup Diagram



7.3.3 Measurement Procedure and Data

The detailed test data see: Appendix 15.407



7.4 26dB Emission bandwidth

Test Requirement 47 CFR Part 15, Subpart C 15.407 (a)

Test Method: KDB 789033 D02 II C 1

7.4.1 E.U.T. Operation

Operating Environment:

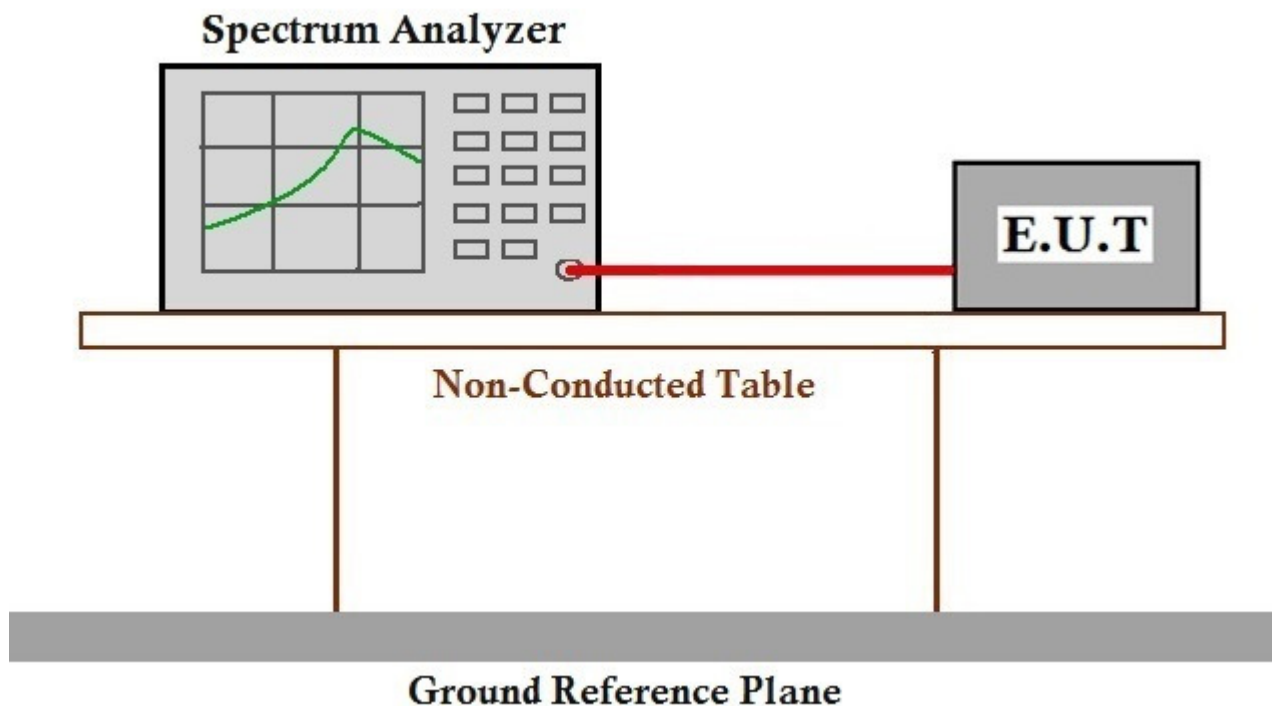
Temperature: 24.3 °C Humidity: 47 % RH Atmospheric Pressure: 1015 mbar

Test mode: g:TX mode (Band 1)_Keep the EUT in continuously transmitting mode with all modulation types. All data rates for each modulation type have been tested and found the data rate @ 6Mbps is the worst case of IEEE 802.11a; data rate @ MCS0 is the worst case of IEEE 802.11n(HT20); data rate @ MCS0 is the worst case of IEEE 802.11n(HT40); data rate @ MCS0 is the worst case of IEEE 802.11ac(VHT20); data rate @ MCS0 is the worst case of IEEE 802.11ac(VHT40); data rate @ MCS0 is the worst case of IEEE 802.11ac(VHT80). Only the data of worst case is recorded in the report.

h:TX mode (Band 2A)_Keep the EUT in continuously transmitting mode with all modulation types. All data rates for each modulation type have been tested and found the data rate @ 6Mbps is the worst case of IEEE 802.11a; data rate @ MCS0 is the worst case of IEEE 802.11n(HT20); data rate @ MCS0 is the worst case of IEEE 802.11n(HT40); data rate @ MCS0 is the worst case of IEEE 802.11ac(VHT20); data rate @ MCS0 is the worst case of IEEE 802.11ac(VHT40); data rate @ MCS0 is the worst case of IEEE 802.11ac(VHT80). Only the data of worst case is recorded in the report.

i:TX mode (Band 2C)_Keep the EUT in continuously transmitting mode with all modulation types. All data rates for each modulation type have been tested and found the data rate @ 6Mbps is the worst case of IEEE 802.11a; data rate @ MCS0 is the worst case of IEEE 802.11n(HT20); data rate @ MCS0 is the worst case of IEEE 802.11n(HT40); data rate @ MCS0 is the worst case of IEEE 802.11ac(VHT20); data rate @ MCS0 is the worst case of IEEE 802.11ac(VHT40); data rate @ MCS0 is the worst case of IEEE 802.11ac(VHT80). Only the data of worst case is recorded in the report.

7.4.2 Test Setup Diagram



7.4.3 Measurement Procedure and Data

The detailed test data see: Appendix 15.407

7.5 Minimum 6 dB bandwidth (5.725-5.85 GHz band)

Test Requirement 47 CFR Part 15, Subpart C 15.407 (e)
Test Method: KDB 789033 D02 II C 2
Limit: ≥ 500 kHz

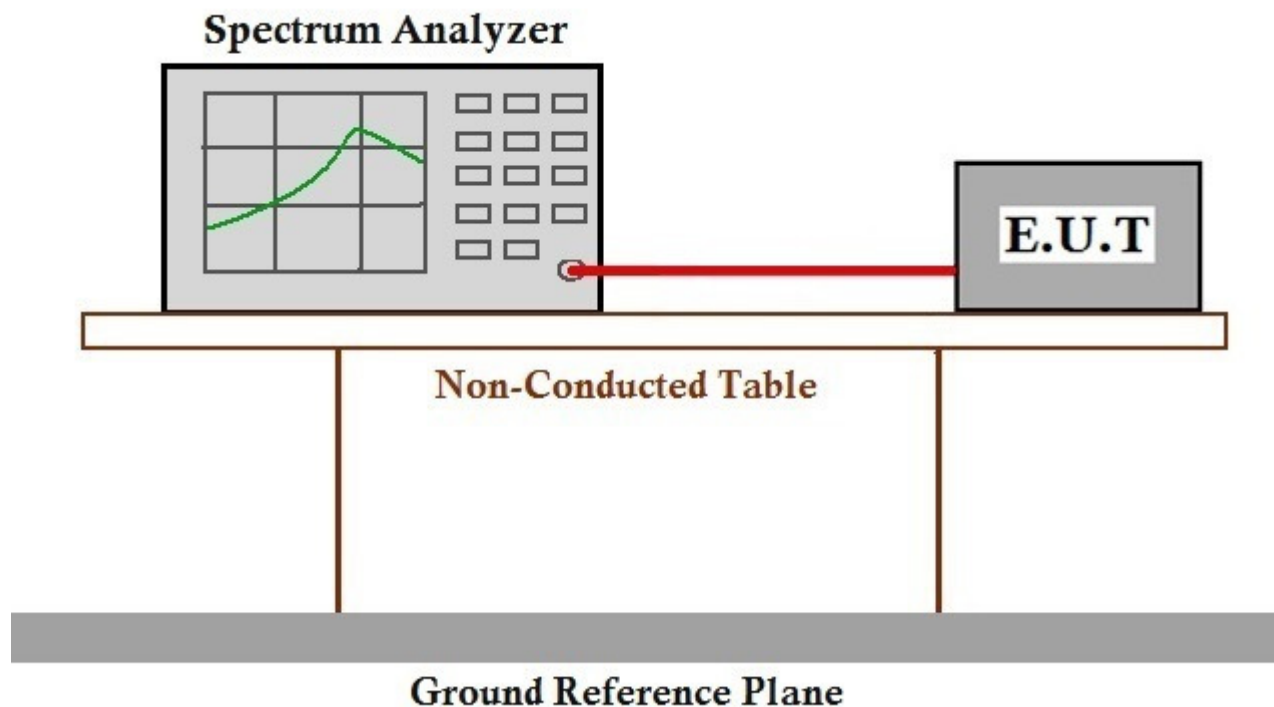
7.5.1 E.U.T. Operation

Operating Environment:

Temperature: 24.3 °C Humidity: 53.8 % RH Atmospheric Pressure: 1010 mbar

Test mode j:TX mode (Band 3)_Keep the EUT in continuously transmitting mode with all modulation types. All data rates for each modulation type have been tested and found the data rate @ 6Mbps is the worst case of IEEE 802.11a; data rate @ MCS0 is the worst case of IEEE 802.11n(HT20); data rate @ MCS0 is the worst case of IEEE 802.11n(HT40); data rate @ MCS0 is the worst case of IEEE 802.11ac(VHT20); data rate @ MCS0 is the worst case of IEEE 802.11ac(VHT40); data rate @ MCS0 is the worst case of IEEE 802.11ac(VHT80). Only the data of worst case is recorded in the report.

7.5.2 Test Setup Diagram



7.5.3 Measurement Procedure and Data

The detailed test data see: Appendix 15.407



7.6 Maximum Conducted output power

Test Requirement 47 CFR Part 15, Subpart C 15.407 (a)

Test Method: KDB 789033 D02 II E

Limit:

| Frequency band(MHz) | Limit |
|---------------------|---|
| 5150-5250 | $\leq 1\text{W}(30\text{dBm})$ for master device |
| | $\leq 250\text{mW}(24\text{dBm})$ for client device |
| 5250-5350 | $\leq 250\text{mW}(24\text{dBm})$ for client device or $11\text{dBm}+10\log B^*$ |
| 5470-5725 | $\leq 250\text{mW}(24\text{dBm})$ for client device or $11\text{dBm}+10\log B^*$ |
| 5725-5850 | $\leq 1\text{W}(30\text{dBm})$ |
| Remark: | <p>* Where B is the 26dB emission bandwidth in MHz.</p> <p>The maximum conducted output power must be measured over any interval of continuous transmission using instrumentation calibrated in terms of an rms-equivalent voltage.</p> |



7.6.1 E.U.T. Operation

Operating Environment:

Temperature: 24.3 °C Humidity: 47 % RH Atmospheric Pressure: 1015 mbar

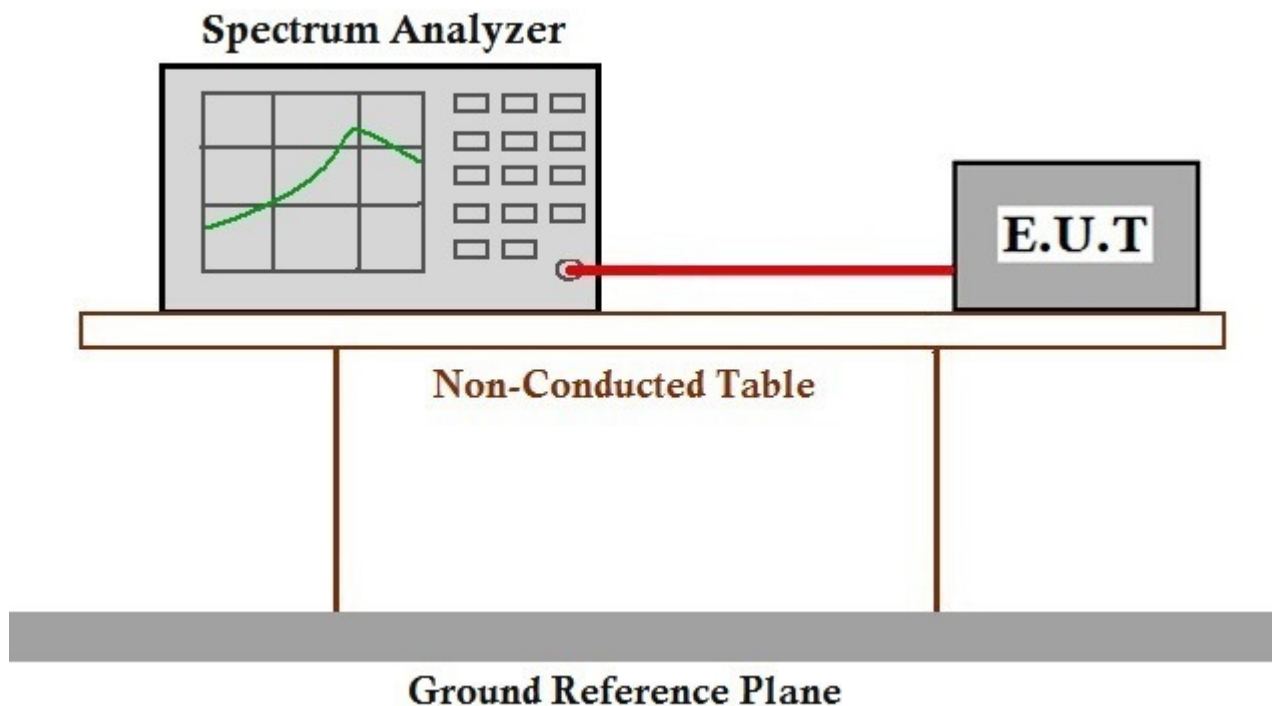
Test mode: g:TX mode (Band 1)_Keep the EUT in continuously transmitting mode with all modulation types. All data rates for each modulation type have been tested and found the data rate @ 6Mbps is the worst case of IEEE 802.11a; data rate @ MCS0 is the worst case of IEEE 802.11n(HT20); data rate @ MCS0 is the worst case of IEEE 802.11n(HT40); data rate @ MCS0 is the worst case of IEEE 802.11ac(VHT20); data rate @ MCS0 is the worst case of IEEE 802.11ac(VHT40); data rate @ MCS0 is the worst case of IEEE 802.11ac(VHT80). Only the data of worst case is recorded in the report.

h:TX mode (Band 2A)_Keep the EUT in continuously transmitting mode with all modulation types. All data rates for each modulation type have been tested and found the data rate @ 6Mbps is the worst case of IEEE 802.11a; data rate @ MCS0 is the worst case of IEEE 802.11n(HT20); data rate @ MCS0 is the worst case of IEEE 802.11n(HT40); data rate @ MCS0 is the worst case of IEEE 802.11ac(VHT20); data rate @ MCS0 is the worst case of IEEE 802.11ac(VHT40); data rate @ MCS0 is the worst case of IEEE 802.11ac(VHT80). Only the data of worst case is recorded in the report.

i:TX mode (Band 2C)_Keep the EUT in continuously transmitting mode with all modulation types. All data rates for each modulation type have been tested and found the data rate @ 6Mbps is the worst case of IEEE 802.11a; data rate @ MCS0 is the worst case of IEEE 802.11n(HT20); data rate @ MCS0 is the worst case of IEEE 802.11n(HT40); data rate @ MCS0 is the worst case of IEEE 802.11ac(VHT20); data rate @ MCS0 is the worst case of IEEE 802.11ac(VHT40); data rate @ MCS0 is the worst case of IEEE 802.11ac(VHT80). Only the data of worst case is recorded in the report.

j:TX mode (Band 3)_Keep the EUT in continuously transmitting mode with all modulation types. All data rates for each modulation type have been tested and found the data rate @ 6Mbps is the worst case of IEEE 802.11a; data rate @ MCS0 is the worst case of IEEE 802.11n(HT20); data rate @ MCS0 is the worst case of IEEE 802.11n(HT40); data rate @ MCS0 is the worst case of IEEE 802.11ac(VHT20); data rate @ MCS0 is the worst case of IEEE 802.11ac(VHT40); data rate @ MCS0 is the worst case of IEEE 802.11ac(VHT80). Only the data of worst case is recorded in the report.

7.6.2 Test Setup Diagram



7.6.3 Measurement Procedure and Data

The detailed test data see: Appendix 15.407



7.7 Peak Power spectrum density

Test Requirement 47 CFR Part 15, Subpart C 15.407 (a)

Test Method: KDB 789033 D02 II F

Limit:

| Frequency band(MHz) | Limit |
|---------------------|--|
| 5150-5250 | ≤17dBm in 1MHz for master device |
| | ≤11dBm in 1MHz for client device |
| 5250-5350 | ≤11dBm in 1MHz for client device |
| 5470-5725 | ≤11dBm in 1MHz for client device |
| 5725-5850 | ≤30dBm in 500 kHz |
| Remark: | The maximum power spectral density is measured as a conducted emission by direct connection of a calibrated test instrument to the equipment under test. |



7.7.1 E.U.T. Operation

Operating Environment:

Temperature: 24.3 °C Humidity: 47 % RH Atmospheric Pressure: 1015 mbar

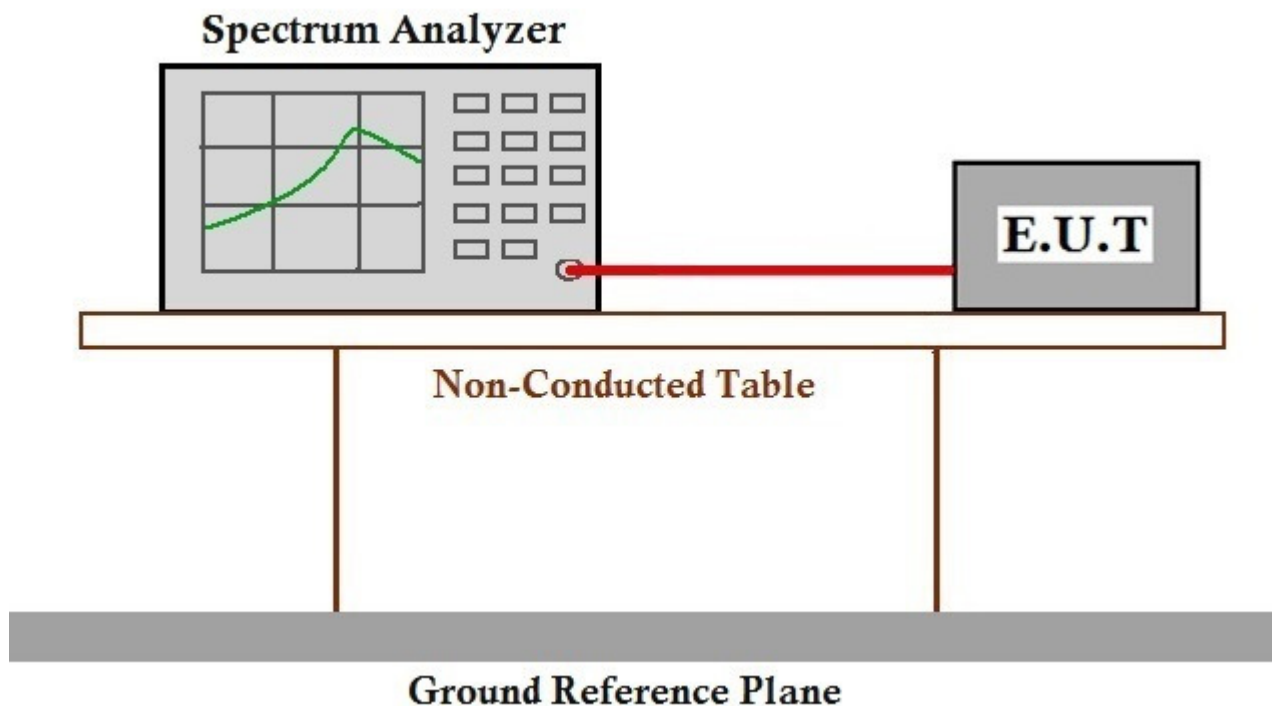
Test mode: g:TX mode (Band 1)_Keep the EUT in continuously transmitting mode with all modulation types. All data rates for each modulation type have been tested and found the data rate @ 6Mbps is the worst case of IEEE 802.11a; data rate @ MCS0 is the worst case of IEEE 802.11n(HT20); data rate @ MCS0 is the worst case of IEEE 802.11n(HT40); data rate @ MCS0 is the worst case of IEEE 802.11ac(VHT20); data rate @ MCS0 is the worst case of IEEE 802.11ac(VHT40); data rate @ MCS0 is the worst case of IEEE 802.11ac(VHT80). Only the data of worst case is recorded in the report.

h:TX mode (Band 2A)_Keep the EUT in continuously transmitting mode with all modulation types. All data rates for each modulation type have been tested and found the data rate @ 6Mbps is the worst case of IEEE 802.11a; data rate @ MCS0 is the worst case of IEEE 802.11n(HT20); data rate @ MCS0 is the worst case of IEEE 802.11n(HT40); data rate @ MCS0 is the worst case of IEEE 802.11ac(VHT20); data rate @ MCS0 is the worst case of IEEE 802.11ac(VHT40); data rate @ MCS0 is the worst case of IEEE 802.11ac(VHT80). Only the data of worst case is recorded in the report.

i:TX mode (Band 2C)_Keep the EUT in continuously transmitting mode with all modulation types. All data rates for each modulation type have been tested and found the data rate @ 6Mbps is the worst case of IEEE 802.11a; data rate @ MCS0 is the worst case of IEEE 802.11n(HT20); data rate @ MCS0 is the worst case of IEEE 802.11n(HT40); data rate @ MCS0 is the worst case of IEEE 802.11ac(VHT20); data rate @ MCS0 is the worst case of IEEE 802.11ac(VHT40); data rate @ MCS0 is the worst case of IEEE 802.11ac(VHT80). Only the data of worst case is recorded in the report.

j:TX mode (Band 3)_Keep the EUT in continuously transmitting mode with all modulation types. All data rates for each modulation type have been tested and found the data rate @ 6Mbps is the worst case of IEEE 802.11a; data rate @ MCS0 is the worst case of IEEE 802.11n(HT20); data rate @ MCS0 is the worst case of IEEE 802.11n(HT40); data rate @ MCS0 is the worst case of IEEE 802.11ac(VHT20); data rate @ MCS0 is the worst case of IEEE 802.11ac(VHT40); data rate @ MCS0 is the worst case of IEEE 802.11ac(VHT80). Only the data of worst case is recorded in the report.

7.7.2 Test Setup Diagram



7.7.3 Measurement Procedure and Data

The detailed test data see: Appendix 15.407



7.8 DFS: Non-occupancy period

Test Requirement KDB 905462 D02 Section 5.1
Test Method: KDB 905462 D02 Section 7.8.3
Limit: Minimum 30 minutes

7.8.1 E.U.T. Operation

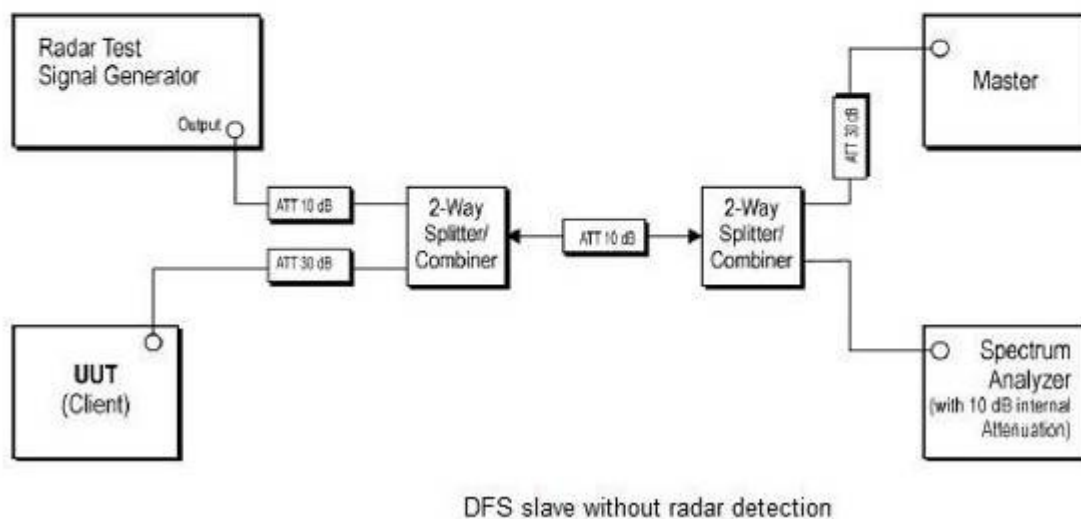
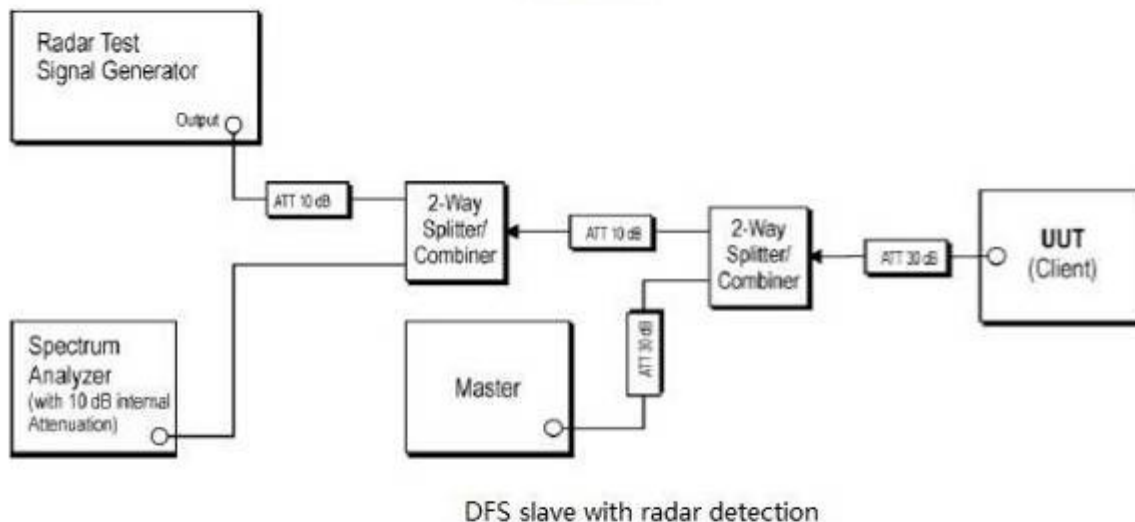
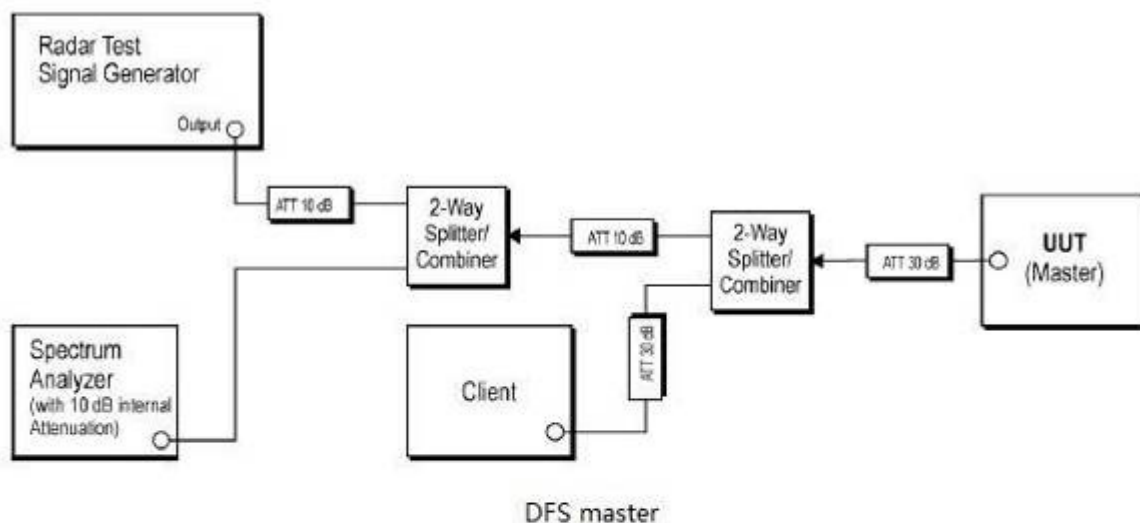
Operating Environment:

Temperature: 22 °C Humidity: 44.9 % RH Atmospheric Pressure: 1015 mbar

Test mode: h:TX mode (Band 2A)_Keep the EUT in continuously transmitting mode with all modulation types. All data rates for each modulation type have been tested and found the data rate @ 6Mbps is the worst case of IEEE 802.11a; data rate @ MCS0 is the worst case of IEEE 802.11n(HT20); data rate @ MCS0 is the worst case of IEEE 802.11n(HT40); data rate @ MCS0 is the worst case of IEEE 802.11ac(VHT20); data rate @ MCS0 is the worst case of IEEE 802.11ac(VHT40); data rate @ MCS0 is the worst case of IEEE 802.11ac(VHT80). Only the data of worst case is recorded in the report.

i:TX mode (Band 2C)_Keep the EUT in continuously transmitting mode with all modulation types. All data rates for each modulation type have been tested and found the data rate @ 6Mbps is the worst case of IEEE 802.11a; data rate @ MCS0 is the worst case of IEEE 802.11n(HT20); data rate @ MCS0 is the worst case of IEEE 802.11n(HT40); data rate @ MCS0 is the worst case of IEEE 802.11ac(VHT20); data rate @ MCS0 is the worst case of IEEE 802.11ac(VHT40); data rate @ MCS0 is the worst case of IEEE 802.11ac(VHT80). Only the data of worst case is recorded in the report.

7.8.2 Test Setup Diagram



7.8.3 Measurement Procedure and Data

- 1) The radar pulse generator is setup to provide a pulse at frequency that the master and client are operating. A type 0 radar pulse with a 1us pulse width and a 1428us PRI is used for the testing.
- 2) The vector signal generator is adjusted to provide the radar burst (18 pulses) at the level of approximately -61dBm at the antenna port of the master device.
- 3) A trigger is provided from the pulse generator to the DFS monitoring system in order to capture the traffic and the occurrence of the radar pulse.
- 4) EUT will associate with the master at channel. The file "iperf.exe" specified by the FCC is streamed from the PC 2 through the master and the client device to the PC 1 and played in full motion video using Media Player Classic Ver. 6.4.8.6 in order to properly load the network for the entire period of the test.
- 5) When radar burst with a level equal to the DFS Detection Threshold +1dB is generated on the operating channel of the U-NII device. At time T0 the radar waveform generator sends a burst of pulse of the radar waveform at Detection Threshold +1dB.
- 6) Observe the transmissions of the EUT at the end of the radar Burst on the Operating Channel. Measure and record the transmissions from the UUT during the observation time (Channel Move Time). One 15 seconds plot is reported for the Short Pulse Radar Type 0. The plot for the Short Pulse Radar Types start at the end of the radar burst. The Channel Move Time will be calculated based on the zoom in 600ms plot of the Short Pulse Radar Type.
- 7) Measurement of the aggregate duration of the Channel Closed Transmission Time method. With the spectrum analyzer set to zero span tuned to the center frequency of the EUT operating channel at the radar simulated frequency, peak detection, and max hold, the dwell time per bin is given by: $Dwell (0.3ms) = S (12000ms) / B (4000)$; where Dwell is the dwell time per spectrum analyzer sampling bin, S is sweep time and B is the number of spectrum analyzer sampling bins. An upper bound of the aggregate duration of the intermittent control signals of Channel Closing Transmission Time is calculated by: $C (ms) = N \times Dwell (0.3ms)$; where C is the Closing Time, N is the number of spectrum analyzer sampling bins (intermittent control signals) showing a U-NII transmission and Dwell is the dwell time per bin.
- 8) Measurement the EUT for more than 30 minutes following the channel move time to verify that no transmission or beacons occur on this channel.

The detailed test data see: Appendix 15.407



7.9 DFS: Channel Move Time

| | |
|------------------|---|
| Test Requirement | KDB 905462 D02 Section 5.1 |
| Test Method: | KDB 905462 D02 Section 7.8.3 |
| Limit: | 10 seconds(should be performed with Radar Type 0. The measurement timing begins at the end of the Radar Type 0 burst) |

7.9.1 E.U.T. Operation

Operating Environment:

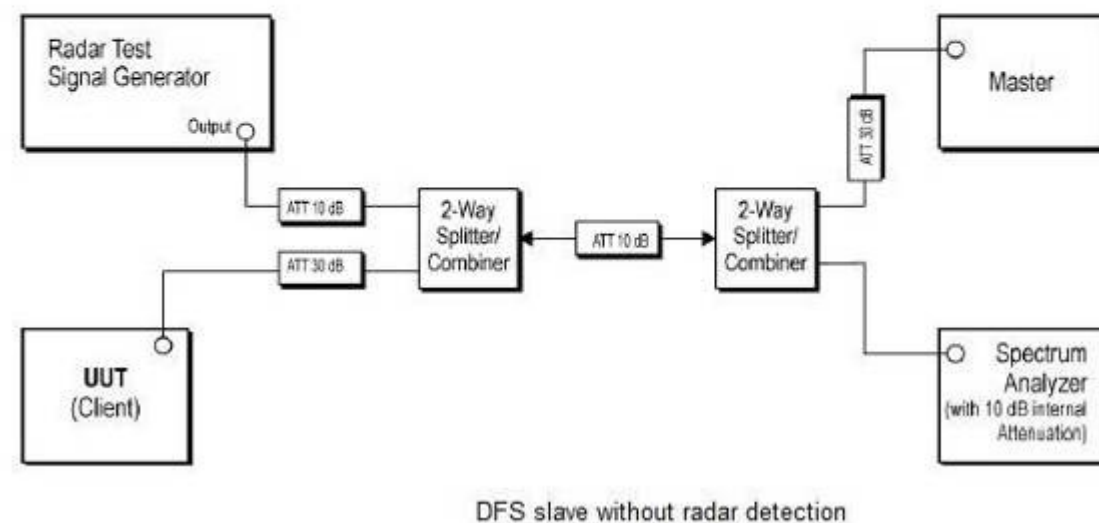
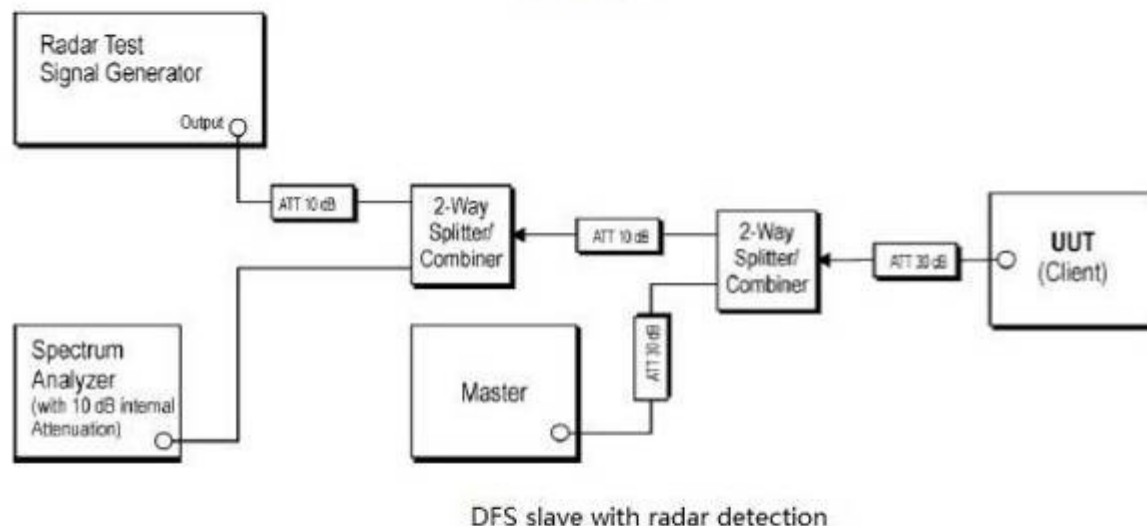
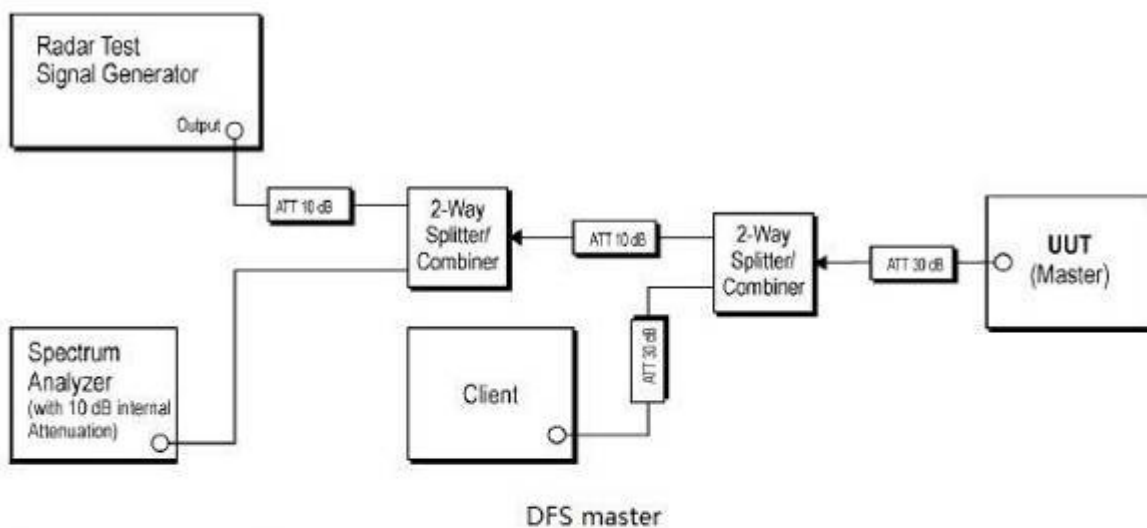
Temperature: 22 °C Humidity: 45 % RH Atmospheric Pressure: 1015 mbar

Pretest these modes to find the worst case:

h:TX mode (Band 2A)_Keep the EUT in continuously transmitting mode with all modulation types. All data rates for each modulation type have been tested and found the data rate @ 6Mbps is the worst case of IEEE 802.11a; data rate @ MCS0 is the worst case of IEEE 802.11n(HT20); data rate @ MCS0 is the worst case of IEEE 802.11ac(VHT20); data rate @ MCS0 is the worst case of IEEE 802.11ac(VHT40); data rate @ MCS0 is the worst case of IEEE 802.11ac(VHT80). Only the data of worst case is recorded in the report.

i:TX mode (Band 2C)_Keep the EUT in continuously transmitting mode with all modulation types. All data rates for each modulation type have been tested and found the data rate @ 6Mbps is the worst case of IEEE 802.11a; data rate @ MCS0 is the worst case of IEEE 802.11n(HT20); data rate @ MCS0 is the worst case of IEEE 802.11n(HT40); data rate @ MCS0 is the worst case of IEEE 802.11ac(VHT20); data rate @ MCS0 is the worst case of IEEE 802.11ac(VHT40); data rate @ MCS0 is the worst case of IEEE 802.11ac(VHT80). Only the data of worst case is recorded in the report.

7.9.2 Test Setup Diagram





7.9.3 Measurement Procedure and Data

- 1) The radar pulse generator is setup to provide a pulse at frequency that the master and client are operating. A type 0 radar pulse with a 1us pulse width and a 1428us PRI is used for the testing.
- 2) The vector signal generator is adjusted to provide the radar burst (18 pulses) at the level of approximately -61dBm at the antenna port of the master device.
- 3) A trigger is provided from the pulse generator to the DFS monitoring system in order to capture the traffic and the occurrence of the radar pulse.
- 4) EUT will associate with the master at channel. The file "iperf.exe" specified by the FCC is streamed from the PC 2 through the master and the client device to the PC 1 and played in full motion video using Media Player Classic Ver. 6.4.8.6 in order to properly load the network for the entire period of the test.
- 5) When radar burst with a level equal to the DFS Detection Threshold +1dB is generated on the operating channel of the U-NII device. At time T0 the radar waveform generator sends a burst of pulse of the radar waveform at Detection Threshold +1dB.
- 6) Observe the transmissions of the EUT at the end of the radar Burst on the Operating Channel. Measure and record the transmissions from the UUT during the observation time (Channel Move Time). One 15 seconds plot is reported for the Short Pulse Radar Type 0. The plot for the Short Pulse Radar Types start at the end of the radar burst. The Channel Move Time will be calculated based on the zoom in 600ms plot of the Short Pulse Radar Type.
- 7) Measurement of the aggregate duration of the Channel Closed Transmission Time method. With the spectrum analyzer set to zero span tuned to the center frequency of the EUT operating channel at the radar simulated frequency, peak detection, and max hold, the dwell time per bin is given by: $Dwell (0.3ms) = S (12000ms) / B (4000)$; where Dwell is the dwell time per spectrum analyzer sampling bin, S is sweep time and B is the number of spectrum analyzer sampling bins. An upper bound of the aggregate duration of the intermittent control signals of Channel Closing Transmission Time is calculated by: $C (ms) = N \times Dwell (0.3ms)$; where C is the Closing Time, N is the number of spectrum analyzer sampling bins (intermittent control signals) showing a U-NII transmission and Dwell is the dwell time per bin.
- 8) Measurement the EUT for more than 30 minutes following the channel move time to verify that no transmission or beacons occur on this channel.

The detailed test data see: Appendix 15.407



7.10 DFS: Channel Closing Transmission Time

| | |
|------------------|---|
| Test Requirement | KDB 905462 D02 Section 5.1 |
| Test Method: | KDB 905462 D02 Section 7.8.3 |
| Limit: | 200 milliseconds + an aggregate of 60 milliseconds over remaining 10 second period(should be performed with Radar Type 0. The measurement timing begins at the end of the Radar Type 0 burst. It is comprised of 200 milliseconds starting at the beginning of the Channel Move Time plus any additional intermittent control signals required facilitating a Channel move (an aggregate of 60 milliseconds) during the remainder of the 10 second period. The aggregate duration of control signals will not count quiet periods in between transmissions) |

7.10.1 E.U.T. Operation

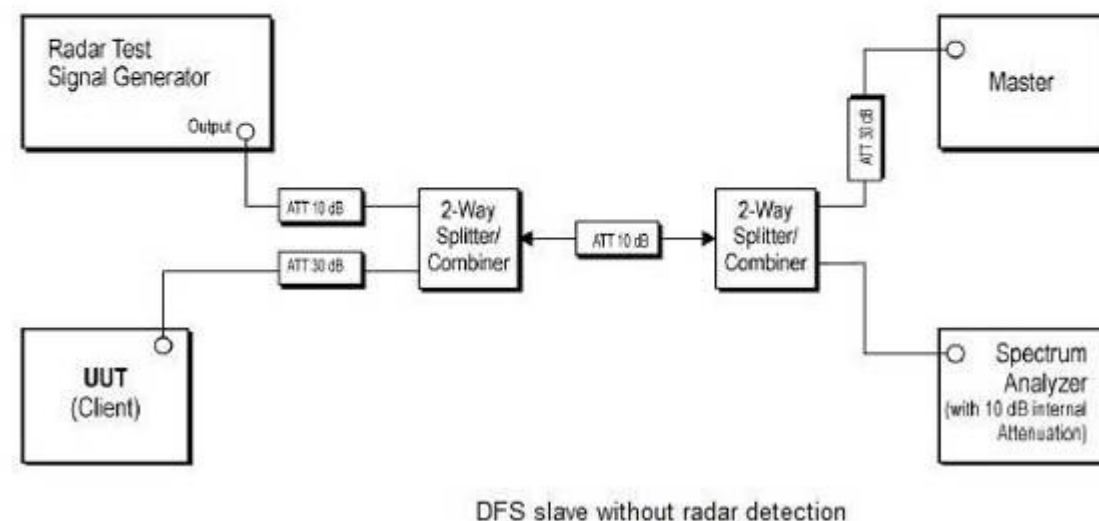
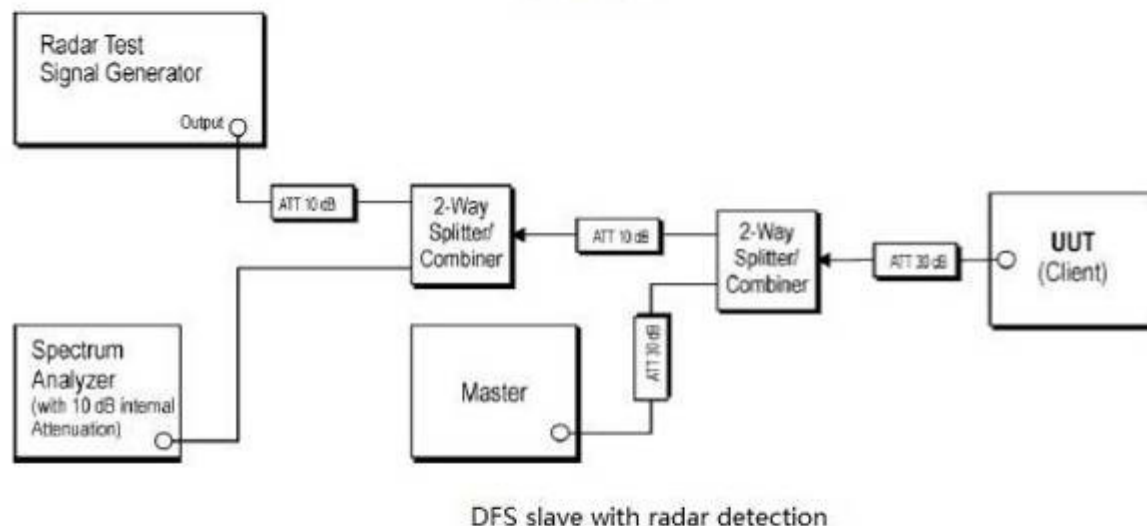
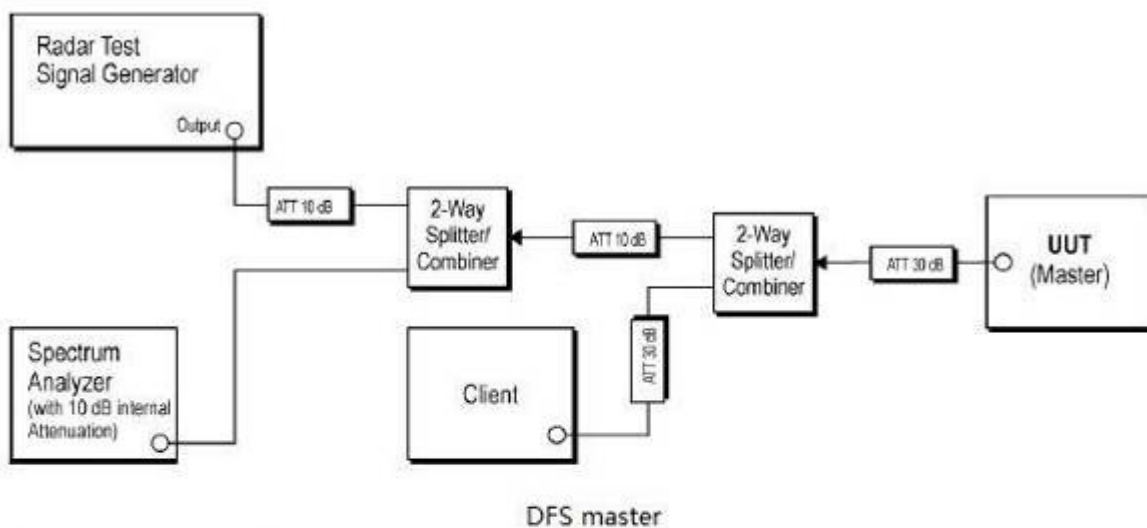
Operating Environment:

Temperature: 22 °C Humidity: 45.5 % RH Atmospheric Pressure: 1015 mbar

Test mode: h:TX mode (Band 2A)_Keep the EUT in continuously transmitting mode with all modulation types. All data rates for each modulation type have been tested and found the data rate @ 6Mbps is the worst case of IEEE 802.11a; data rate @ MCS0 is the worst case of IEEE 802.11n(HT20); data rate @ MCS0 is the worst case of IEEE 802.11n(HT40); data rate @ MCS0 is the worst case of IEEE 802.11ac(VHT20); data rate @ MCS0 is the worst case of IEEE 802.11ac(VHT40); data rate @ MCS0 is the worst case of IEEE 802.11ac(VHT80). Only the data of worst case is recorded in the report.

i:TX mode (Band 2C)_Keep the EUT in continuously transmitting mode with all modulation types. All data rates for each modulation type have been tested and found the data rate @ 6Mbps is the worst case of IEEE 802.11a; data rate @ MCS0 is the worst case of IEEE 802.11n(HT20); data rate @ MCS0 is the worst case of IEEE 802.11n(HT40); data rate @ MCS0 is the worst case of IEEE 802.11ac(VHT20); data rate @ MCS0 is the worst case of IEEE 802.11ac(VHT40); data rate @ MCS0 is the worst case of IEEE 802.11ac(VHT80). Only the data of worst case is recorded in the report.

7.10.2 Test Setup Diagram





7.10.3 Measurement Procedure and Data

- 1) The radar pulse generator is setup to provide a pulse at frequency that the master and client are operating. A type 0 radar pulse with a 1us pulse width and a 1428us PRI is used for the testing.
- 2) The vector signal generator is adjusted to provide the radar burst (18 pulses) at the level of approximately -61dBm at the antenna port of the master device.
- 3) A trigger is provided from the pulse generator to the DFS monitoring system in order to capture the traffic and the occurrence of the radar pulse.
- 4) EUT will associate with the master at channel. The file "iperf.exe" specified by the FCC is streamed from the PC 2 through the master and the client device to the PC 1 and played in full motion video using Media Player Classic Ver. 6.4.8.6 in order to properly load the network for the entire period of the test.
- 5) When radar burst with a level equal to the DFS Detection Threshold +1dB is generated on the operating channel of the U-NII device. At time T0 the radar waveform generator sends a burst of pulse of the radar waveform at Detection Threshold +1dB.
- 6) Observe the transmissions of the EUT at the end of the radar Burst on the Operating Channel. Measure and record the transmissions from the UUT during the observation time (Channel Move Time). One 15 seconds plot is reported for the Short Pulse Radar Type 0. The plot for the Short Pulse Radar Types start at the end of the radar burst. The Channel Move Time will be calculated based on the zoom in 600ms plot of the Short Pulse Radar Type.
- 7) Measurement of the aggregate duration of the Channel Closed Transmission Time method. With the spectrum analyzer set to zero span tuned to the center frequency of the EUT operating channel at the radar simulated frequency, peak detection, and max hold, the dwell time per bin is given by: $Dwell (0.3ms) = S (12000ms) / B (4000)$; where Dwell is the dwell time per spectrum analyzer sampling bin, S is sweep time and B is the number of spectrum analyzer sampling bins. An upper bound of the aggregate duration of the intermittent control signals of Channel Closing Transmission Time is calculated by: $C (ms) = N \times Dwell (0.3ms)$; where C is the Closing Time, N is the number of spectrum analyzer sampling bins (intermittent control signals) showing a U-NII transmission and Dwell is the dwell time per bin.
- 8) Measurement the EUT for more than 30 minutes following the channel move time to verify that no transmission or beacons occur on this channel.

The detailed test data see: Appendix 15.407

7.11 Radiated Emissions

Test Requirement 47 CFR Part 15, Subpart C 15.209 & 15.407(b)

Test Method: KDB 789033 D02 II G

Measurement Distance: 10m

*(1) For transmitters operating in the 5.15-5.25 GHz band: All emissions outside of the 5.15-5.35 GHz band shall not exceed an e.i.r.p. of -27 dBm/MHz.

(2) For transmitters operating in the 5.25-5.35 GHz band: All emissions outside of the 5.15-5.35 GHz band shall not exceed an e.i.r.p. of -27 dBm/MHz.

(3) For transmitters operating in the 5.47-5.725 GHz band: All emissions outside of the 5.47-5.725 GHz band shall not exceed an e.i.r.p. of -27 dBm/MHz.

(4) For transmitters operating in the 5.725-5.85 GHz band:

(i) All emissions shall be limited to a level of -27 dBm/MHz at 75 MHz or more above or below the band edge increasing linearly to 10 dBm/MHz at 25 MHz above or below the band edge, and from 25 MHz above or below the band edge increasing linearly to a level of 15.6 dBm/MHz at 5 MHz above or below the band edge, and from 5 MHz above or below the band edge increasing linearly to a level of 27 dBm/MHz at the band edge.

Remark: The emission limits shown in the above table are based on measurements employing a CISPR quasi-peak detector except for the frequency bands 9-90kHz, 110-490kHz and above 1000 MHz. Radiated emission limits in these three bands are based on measurements employing an average detector, the peak field strength of any emission shall not exceed the maximum permitted average limits specified above by more than 20 dB under any condition of modulation.



7.11.1 E.U.T. Operation

Operating Environment:

Temperature: 25 °C Humidity: 51 % RH Atmospheric Pressure: 1015 mbar

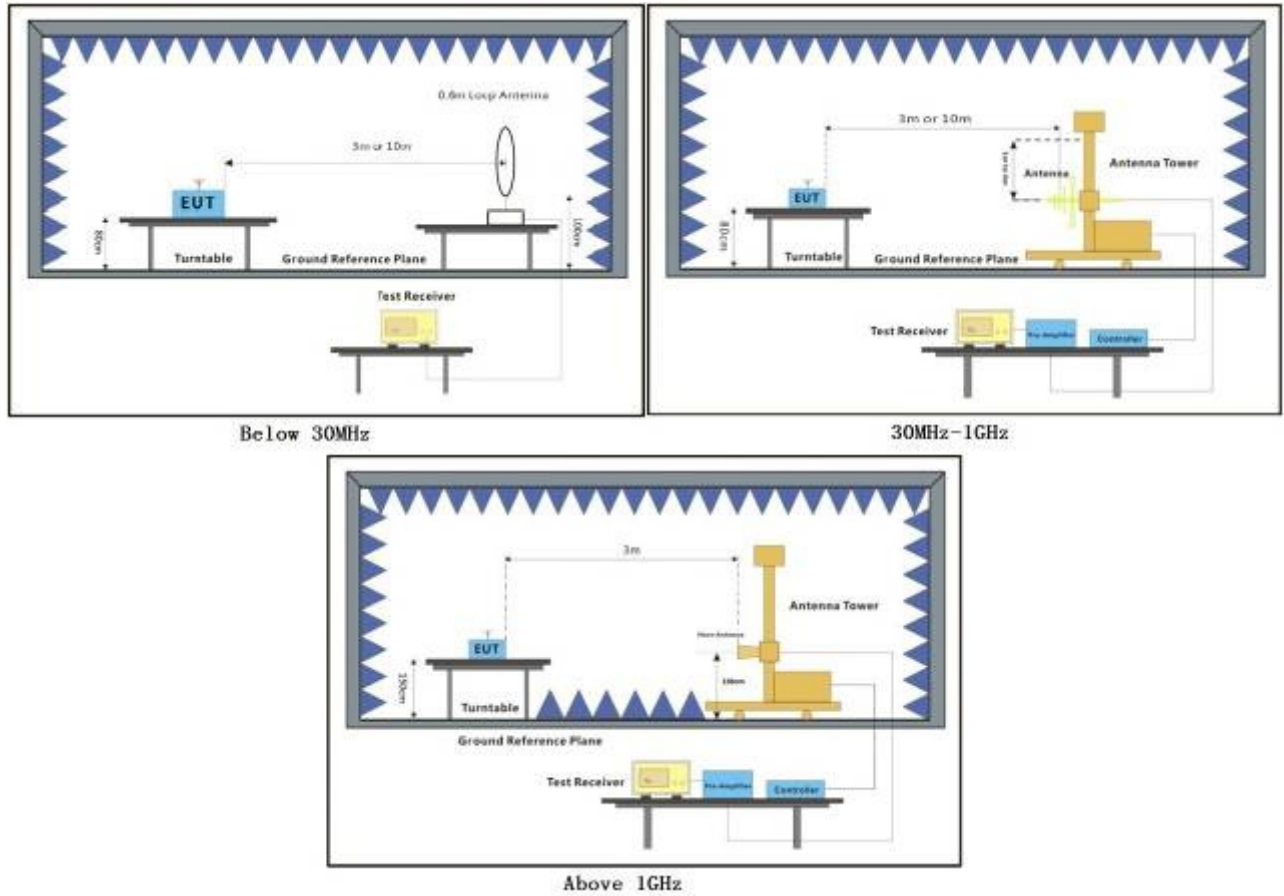
Test mode: g:TX mode (Band 1)_Keep the EUT in continuously transmitting mode with all modulation types. All data rates for each modulation type have been tested and found the data rate @ 6Mbps is the worst case of IEEE 802.11a; data rate @ MCS0 is the worst case of IEEE 802.11n(HT20); data rate @ MCS0 is the worst case of IEEE 802.11n(HT40); data rate @ MCS0 is the worst case of IEEE 802.11ac(VHT20); data rate @ MCS0 is the worst case of IEEE 802.11ac(VHT40); data rate @ MCS0 is the worst case of IEEE 802.11ac(VHT80). Only the data of worst case is recorded in the report.

h:TX mode (Band 2A)_Keep the EUT in continuously transmitting mode with all modulation types. All data rates for each modulation type have been tested and found the data rate @ 6Mbps is the worst case of IEEE 802.11a; data rate @ MCS0 is the worst case of IEEE 802.11n(HT20); data rate @ MCS0 is the worst case of IEEE 802.11n(HT40); data rate @ MCS0 is the worst case of IEEE 802.11ac(VHT20); data rate @ MCS0 is the worst case of IEEE 802.11ac(VHT40); data rate @ MCS0 is the worst case of IEEE 802.11ac(VHT80). Only the data of worst case is recorded in the report.

i:TX mode (Band 2C)_Keep the EUT in continuously transmitting mode with all modulation types. All data rates for each modulation type have been tested and found the data rate @ 6Mbps is the worst case of IEEE 802.11a; data rate @ MCS0 is the worst case of IEEE 802.11n(HT20); data rate @ MCS0 is the worst case of IEEE 802.11n(HT40); data rate @ MCS0 is the worst case of IEEE 802.11ac(VHT20); data rate @ MCS0 is the worst case of IEEE 802.11ac(VHT40); data rate @ MCS0 is the worst case of IEEE 802.11ac(VHT80). Only the data of worst case is recorded in the report.

j:TX mode (Band 3)_Keep the EUT in continuously transmitting mode with all modulation types. All data rates for each modulation type have been tested and found the data rate @ 6Mbps is the worst case of IEEE 802.11a; data rate @ MCS0 is the worst case of IEEE 802.11n(HT20); data rate @ MCS0 is the worst case of IEEE 802.11n(HT40); data rate @ MCS0 is the worst case of IEEE 802.11ac(VHT20); data rate @ MCS0 is the worst case of IEEE 802.11ac(VHT40); data rate @ MCS0 is the worst case of IEEE 802.11ac(VHT80). Only the data of worst case is recorded in the report.

7.11.2 Test Setup Diagram



7.11.3 Measurement Procedure and Data

- a. For below 1GHz, the EUT was placed on the top of a rotating table 0.8 meters above the ground at a 3 or 10 meter semi-anechoic chamber. The table was rotated 360 degrees to determine the position of the highest radiation.
- b. For above 1GHz, the EUT was placed on the top of a rotating table 1.5 meters above the ground at a 3 meter fully-anechoic chamber. The table was rotated 360 degrees to determine the position of the highest radiation.
- c. The EUT was set 3 or 10 meters away from the interference-receiving antenna, which was mounted on the top of a variable-height antenna tower.
- d. The antenna height is varied from one meter to four meters above the ground to determine the maximum value of the field strength. Both horizontal and vertical polarizations of the antenna are set to make the measurement.
- e. For each suspected emission, the EUT was arranged to its worst case and then the antenna was tuned to heights from 1 meter to 4 meters (for the test frequency of below 30MHz, the antenna was tuned to heights 1 meter) and the rotatable table was turned from 0 degrees to 360 degrees to find the maximum reading.
- f. The test-receiver system was set to Peak Detect Function and Specified Bandwidth with Maximum Hold Mode.
- g. If the emission level of the EUT in peak mode was 10dB lower than the limit specified, then testing could be stopped and the peak values of the EUT would be reported. Otherwise the emissions that did not have 10dB margin would be re-tested one by one using peak, quasi-peak or average method as specified and then reported in a data sheet.
- h. Test the EUT in the lowest channel, the middle channel, the Highest channel.
- i. The radiation measurements are performed in X, Y, Z axis positioning for Transmitting mode, and found the X axis positioning which it is the worst case.
- j. Repeat above procedures until all frequencies measured was complete.

Remark:

1. Level= Read Level+ Cable Loss+ Antenna Factor- Preamp Factor
2. For emission below 1GHz, through the pre-scan found the worst case is the lowest channel of 802.11a. Only the worst case is recorded in the report.
3. Scan from 9kHz to 40GHz, the disturbance above 18GHz and below 30MHz was very low. The points marked on above plots are the highest emissions could be found when testing, so only above points had been displayed. The amplitude of spurious emissions from the radiator which are attenuated more than 20dB below the limit need not be reported.
4. As shown in this section, for frequencies above 1GHz, the field strength limits are based on average limits. However, the peak field strength of any emission shall not exceed the maximum permitted average limits specified above by more than 20 dB under any condition of modulation. For the emissions whose peak level is lower than the average limit, only the peak measurement is shown in the report.



Radiated emission below 1GHz

The test was performed at a 10m test site. According to below formulate and the test data at 10m test distance,

$$L_3 / L_{10} = D_{10} / D_3$$

Note:

L₃: Level @ 3m distance. Unit: uV/m;

L₁₀: Level @ 10m distance. Unit: uV/m;

D₃: 3m distance. Unit: m

D₁₀: 10m distance. Unit: m

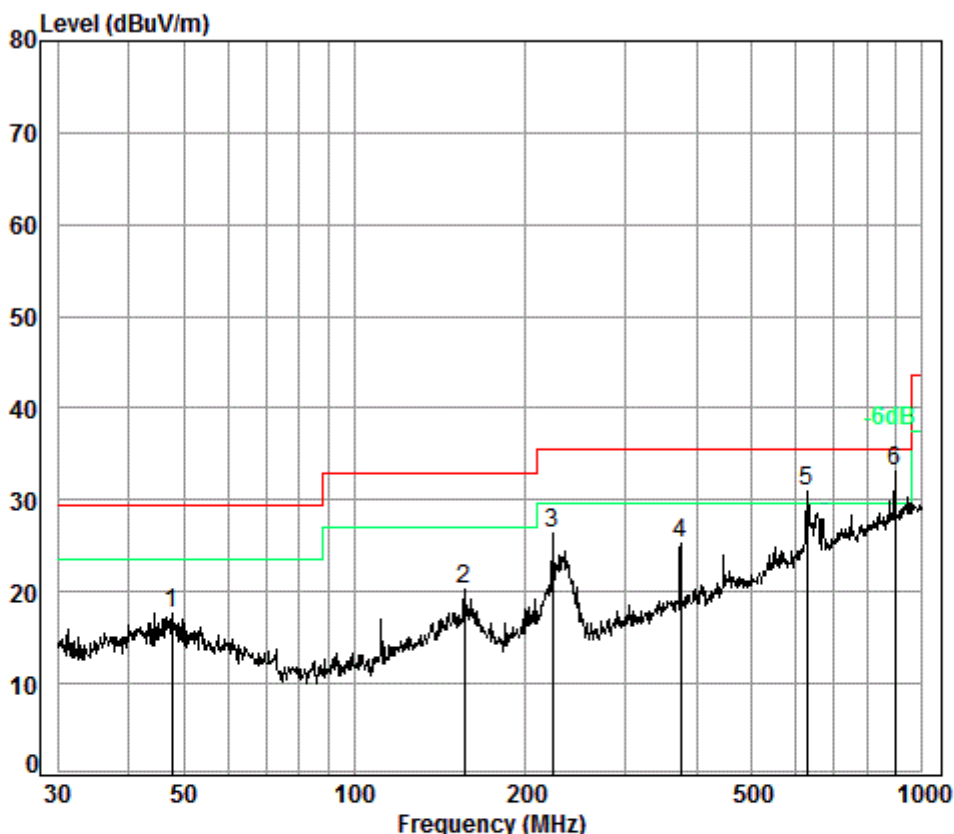
The level at 3m test distance is below:

Mode g:

| Frequency (MHz) | Level @ 10m (dBuV/m) | Level @ 10m (uV/m) | Level @ 3m (uV/m) | Level @ 3m (dBuV/m) | Limit @ 3m (dBuV/m) | Margin (dB) | Ant. Polarization |
|-----------------|----------------------|--------------------|-------------------|---------------------|---------------------|-------------|-------------------|
| 50.26 | 24.32 | 16.44 | 54.81 | 34.78 | 40.00 | -5.22 | V |
| 111.52 | 25.88 | 19.68 | 65.60 | 36.34 | 43.50 | -7.16 | V |
| 222.95 | 29.72 | 30.62 | 102.07 | 40.18 | 46.00 | -5.82 | V |
| 375.6 | 22.25 | 12.96 | 43.19 | 32.71 | 46.00 | -13.29 | V |
| 669.12 | 28.63 | 27.01 | 90.03 | 39.09 | 46.00 | -6.91 | V |
| 893.46 | 28.8 | 27.54 | 91.81 | 39.26 | 46.00 | -6.74 | V |
| 47.659 | 17.71 | 7.68 | 25.61 | 28.17 | 40.00 | -11.83 | H |
| 155.81 | 20.21 | 10.24 | 34.15 | 30.67 | 43.50 | -12.83 | H |
| 222.98 | 26.29 | 20.63 | 68.77 | 36.75 | 46.00 | -9.25 | H |
| 376.01 | 25.37 | 18.56 | 61.86 | 35.83 | 46.00 | -10.17 | H |
| 625.33 | 31.04 | 35.65 | 118.82 | 41.50 | 46.00 | -4.50 | H |
| 894.50 | 32.05 | 40.04 | 133.47 | 42.51 | 46.00 | -3.49 | H |

Remark: For 802.11a mode, all of the test were performed at SISO mode, each antenna was tested separately. For 802.11n and 802.11ac mode, first of all, performed all of the test at SISO mode, each antenna was tested separately; then performed all of the test at MIMO mode, two antennas were transmitting simultaneously. At last, found the MIMO mode is the worst case, so only record the worst case in the report.

Mode:g; Polarization:Horizontal



Condition: 10m HORIZONTAL

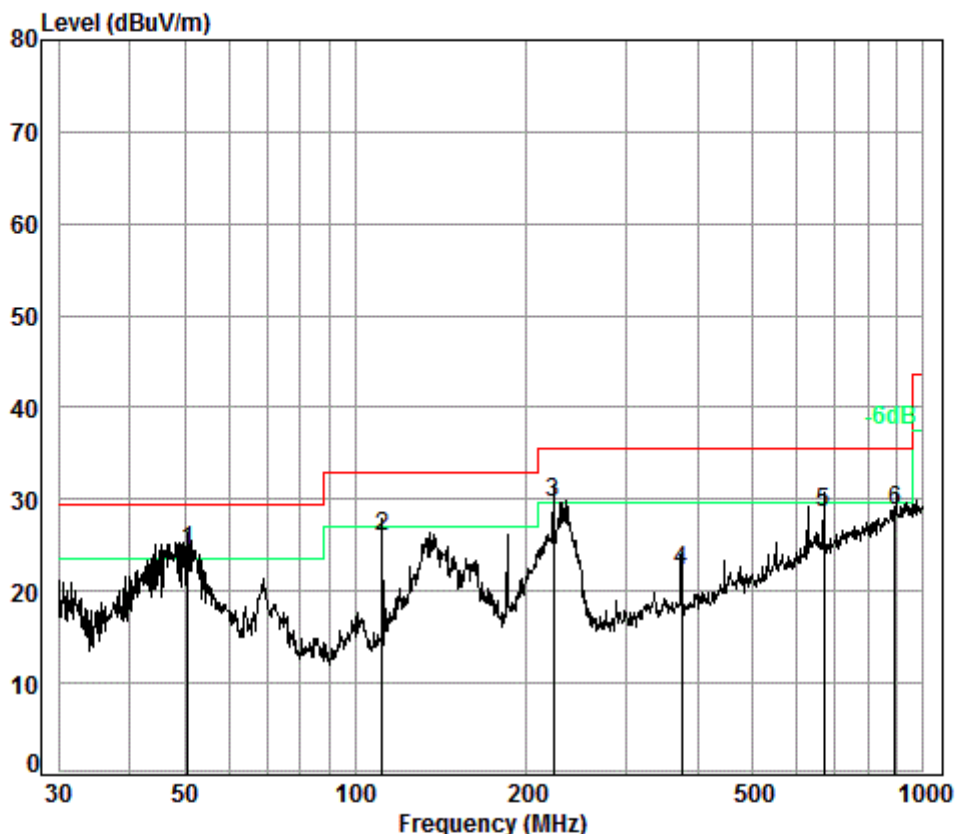
Job No. : 02324CR

Test Mode: g

| | Freq | Cable Loss | Ant Factor | Preamplifier | Read Level | Level | Limit Line | Over Limit |
|------|--------|------------|------------|--------------|------------|--------|------------|------------|
| | MHz | dB | dB/m | dB | dBuV | dBuV/m | dBuV/m | dB |
| 1 | 47.66 | 6.85 | 12.83 | 32.52 | 30.55 | 17.71 | 29.50 | -11.79 |
| 2 | 155.81 | 7.48 | 13.40 | 32.51 | 31.84 | 20.21 | 33.00 | -12.79 |
| 3 | 222.98 | 7.72 | 10.35 | 32.51 | 40.73 | 26.29 | 35.60 | -9.31 |
| 4 | 376.01 | 8.30 | 14.41 | 32.43 | 35.09 | 25.37 | 35.60 | -10.23 |
| 5 | 625.33 | 8.96 | 19.22 | 32.40 | 35.26 | 31.04 | 35.60 | -4.56 |
| 6 pp | 894.50 | 9.50 | 22.15 | 31.58 | 31.98 | 32.05 | 35.60 | -3.55 |



Mode:g; Polarization:Vertical



Condition: 10m VERTICAL

Job No. : 02324CR

Test Mode: g

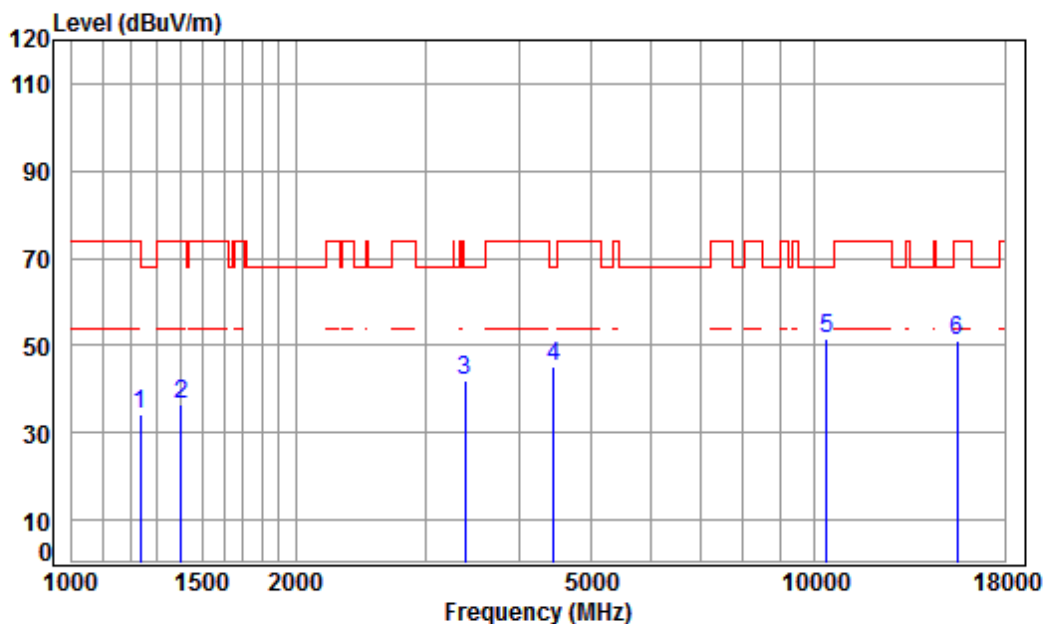
| | | Cable | Ant | Preamp | Read | | Limit | Over |
|------|--------|-------|--------|--------|-------|--------|--------|--------|
| | Freq | Loss | Factor | Factor | Level | Level | Line | Limit |
| | MHz | dB | dB/m | dB | dBuV | dBuV/m | dBuV/m | dB |
| 1 pp | 50.26 | 6.92 | 12.72 | 32.51 | 37.19 | 24.32 | 29.50 | -5.18 |
| 2 | 111.52 | 7.26 | 10.55 | 32.61 | 40.68 | 25.88 | 33.00 | -7.12 |
| 3 | 222.95 | 7.72 | 10.35 | 32.51 | 44.16 | 29.72 | 35.60 | -5.88 |
| 4 | 375.60 | 8.30 | 14.40 | 32.43 | 31.98 | 22.25 | 35.60 | -13.35 |
| 5 | 669.12 | 9.07 | 19.77 | 32.40 | 32.19 | 28.63 | 35.60 | -6.97 |
| 6 | 893.46 | 9.50 | 22.13 | 31.59 | 28.76 | 28.80 | 35.60 | -6.80 |



Transmitter emission above 1GHz

Band I:

Mode:g; Polarization:Horizontal; Modulation:802.11a; bandwidth:20MHz; Channel:Low



Condition: 3m HORIZONTAL

Job No : 02324CR

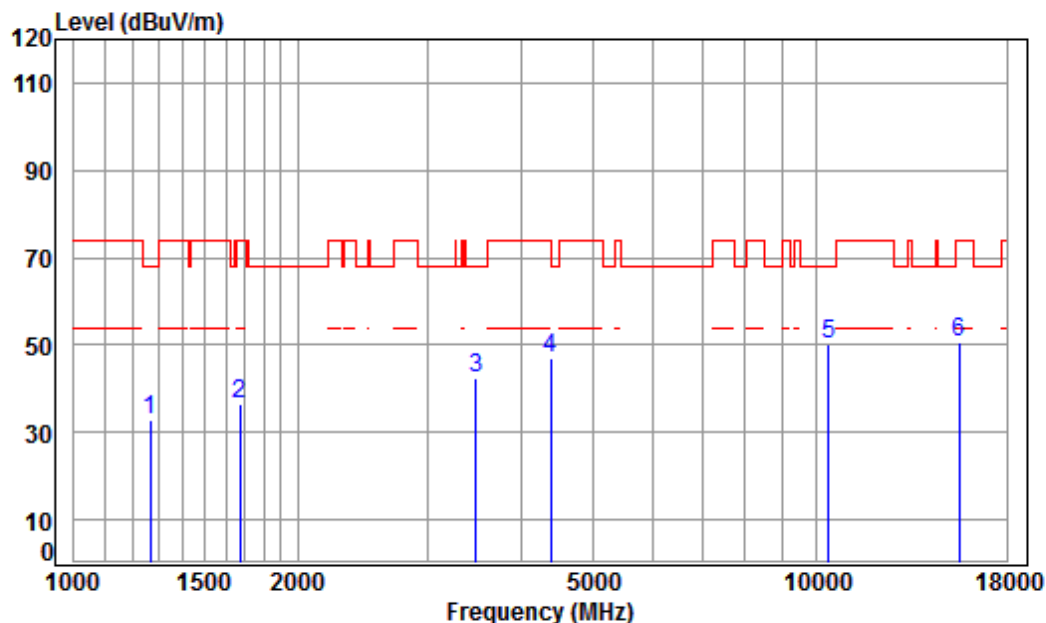
Mode : 5180 TX RSE

Note : 5G WIFI 11A

| | | Cable | Ant | Preamp | Read | | Limit | Over | |
|---|-------------|-------|--------|--------|-------|--------|--------|--------|--------|
| | Freq | Loss | Factor | Factor | Level | Level | Line | Limit | Remark |
| | MHz | dB | dB/m | dB | dBuV | dBuV/m | dBuV/m | dB | |
| 1 | 1234.909 | 4.55 | 24.74 | 41.21 | 46.06 | 34.14 | 74.00 | -39.86 | peak |
| 2 | 1402.384 | 5.16 | 25.43 | 41.34 | 47.33 | 36.58 | 74.00 | -37.42 | peak |
| 3 | 3376.523 | 6.35 | 31.51 | 42.19 | 46.11 | 41.78 | 68.20 | -26.42 | peak |
| 4 | 4456.315 | 7.51 | 33.53 | 42.41 | 46.64 | 45.27 | 68.20 | -22.93 | peak |
| 5 | pp10360.000 | 11.19 | 37.76 | 37.45 | 39.97 | 51.47 | 68.20 | -16.73 | peak |
| 6 | 15540.000 | 14.30 | 40.72 | 39.00 | 35.27 | 51.29 | 74.00 | -22.71 | peak |



Mode:g; Polarization:Vertical; Modulation:802.11a; bandwidth:20MHz; Channel:Low



Condition: 3m VERTICAL

Job No : 02324CR

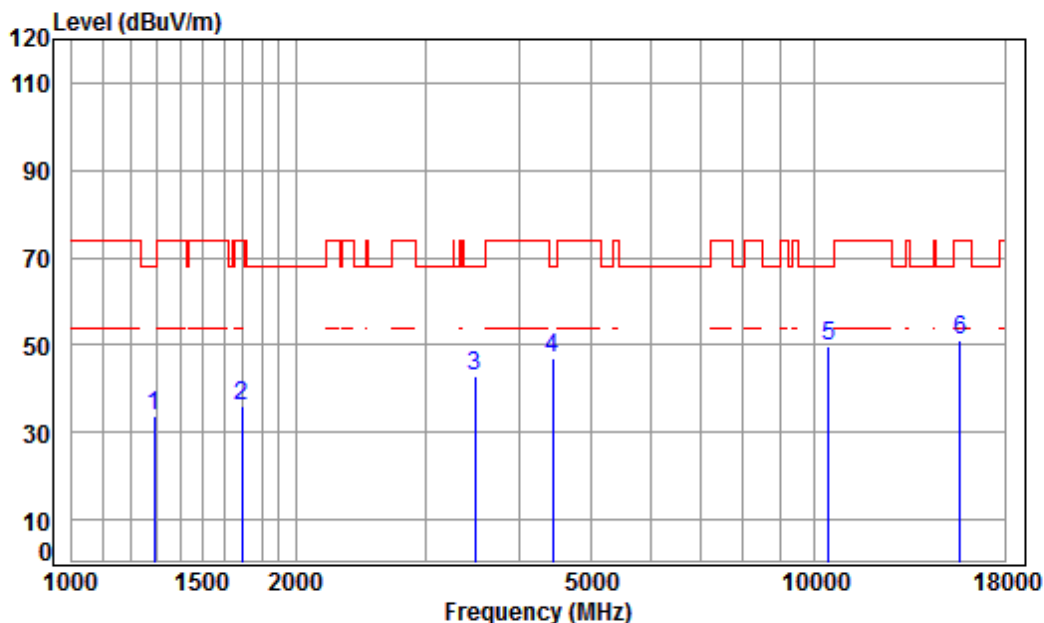
Mode : 5180 TX RSE

Note : 5G WIFI 11A

| | Freq | Cable Loss | Ant Factor | Preamp Factor | Read Level | Level | Limit | Over | Remark |
|---|-------------|------------|------------|---------------|------------|--------|--------|--------|--------|
| | MHz | dB | dB/m | dB | dBuV | dBuV/m | dBuV/m | dB | |
| 1 | 1267.454 | 4.68 | 24.89 | 41.24 | 44.48 | 32.81 | 68.20 | -35.39 | peak |
| 2 | 1672.779 | 5.26 | 26.56 | 41.52 | 46.24 | 36.54 | 74.00 | -37.46 | peak |
| 3 | 3475.541 | 6.44 | 31.66 | 42.22 | 46.74 | 42.62 | 68.20 | -25.58 | peak |
| 4 | 4379.699 | 7.43 | 33.39 | 42.40 | 48.64 | 47.06 | 74.00 | -26.94 | peak |
| 5 | pp10360.000 | 11.19 | 37.76 | 37.45 | 38.83 | 50.33 | 68.20 | -17.87 | peak |
| 6 | 15540.000 | 14.30 | 40.72 | 39.00 | 34.52 | 50.54 | 74.00 | -23.46 | peak |



Mode:g; Polarization:Horizontal; Modulation:802.11a; bandwidth:20MHz; Channel:middle



Condition: 3m HORIZONTAL

Job No : 02324CR

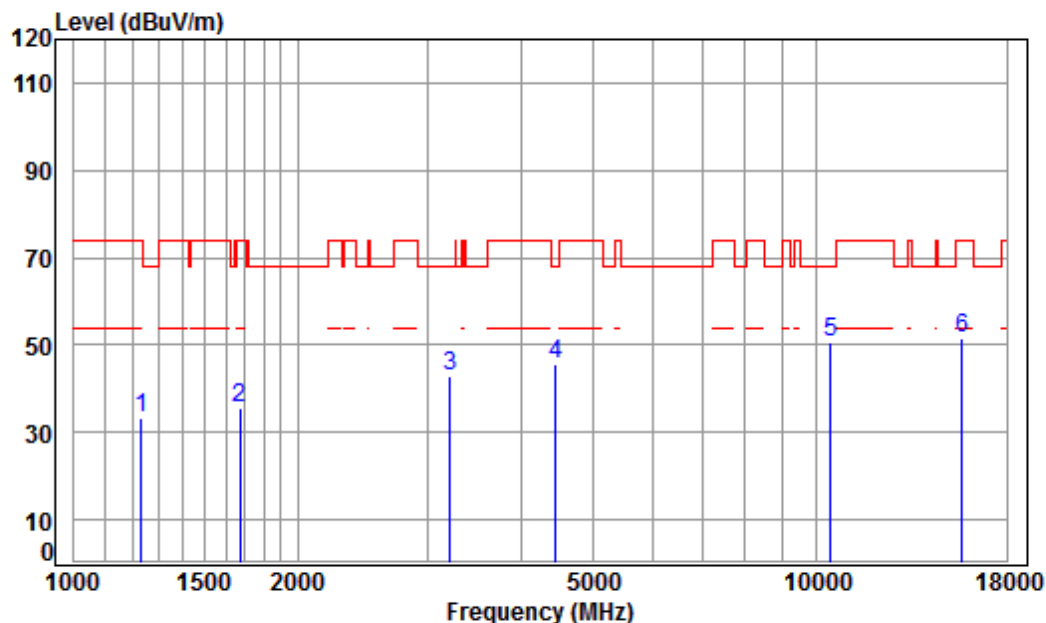
Mode : 5220 TX RSE

Note : 5G WIFI 11A

| | Freq | Cable Loss | Ant Factor | Preamp Factor | Read Level | Level | Limit | Over | Remark |
|---|-------------|------------|------------|---------------|------------|--------|--------|--------|--------|
| | MHz | dB | dB/m | dB | dBuV | dBuV/m | dBuV/m | dB | |
| 1 | 1289.627 | 4.76 | 24.98 | 41.25 | 45.09 | 33.58 | 68.20 | -34.62 | peak |
| 2 | 1692.231 | 5.24 | 26.64 | 41.53 | 45.89 | 36.24 | 74.00 | -37.76 | peak |
| 3 | 3485.601 | 6.45 | 31.68 | 42.22 | 47.00 | 42.91 | 68.20 | -25.29 | peak |
| 4 | 4430.628 | 7.48 | 33.48 | 42.41 | 48.47 | 47.02 | 68.20 | -21.18 | peak |
| 5 | pp10440.000 | 11.25 | 37.72 | 37.51 | 38.21 | 49.67 | 68.20 | -18.53 | peak |
| 6 | 15660.000 | 14.48 | 40.80 | 39.11 | 34.80 | 50.97 | 74.00 | -23.03 | peak |



Mode:g; Polarization:Vertical; Modulation:802.11a; bandwidth:20MHz; Channel:middle



Condition: 3m VERTICAL

Job No : 02324CR

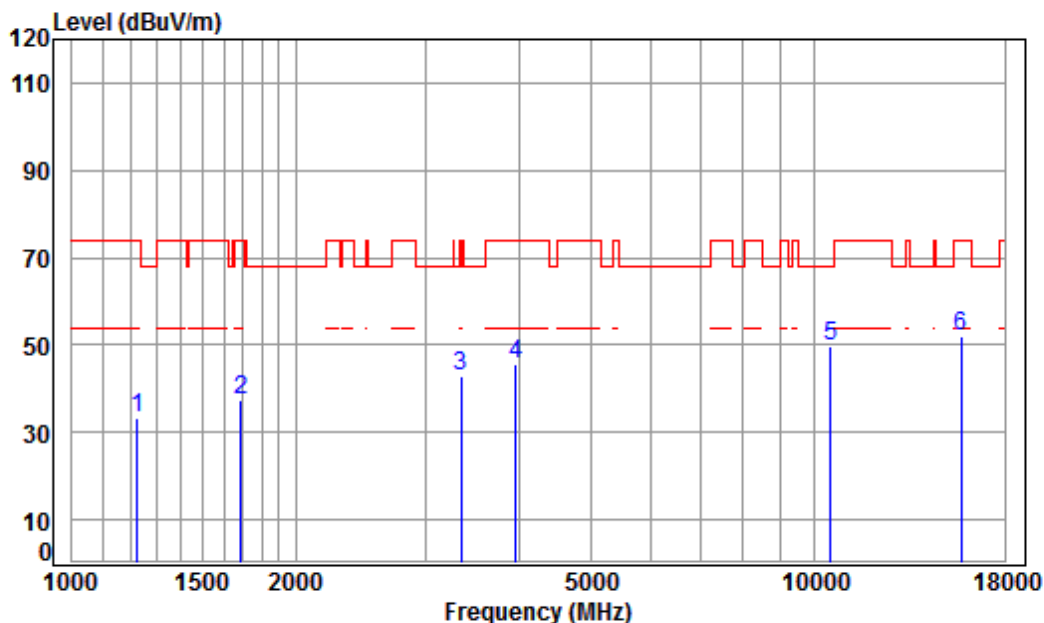
Mode : 5220 TX RSE

Note : 5G WIFI 11A

| | Freq | Cable Loss | Ant Factor | Preamp Factor | Read Level | Level | Limit | Over | Remark |
|---|-------------|------------|------------|---------------|------------|--------|--------|--------|--------|
| | MHz | dB | dB/m | dB | dBuV | dBuV/m | dBuV/m | dB | |
| 1 | 1231.345 | 4.54 | 24.73 | 41.21 | 45.44 | 33.50 | 74.00 | -40.50 | peak |
| 2 | 1672.779 | 5.26 | 26.56 | 41.52 | 45.19 | 35.49 | 74.00 | -38.51 | peak |
| 3 | 3205.345 | 6.19 | 31.24 | 42.15 | 47.41 | 42.69 | 68.20 | -25.51 | peak |
| 4 | 4456.315 | 7.51 | 33.53 | 42.41 | 46.98 | 45.61 | 68.20 | -22.59 | peak |
| 5 | pp10440.000 | 11.25 | 37.72 | 37.51 | 39.15 | 50.61 | 68.20 | -17.59 | peak |
| 6 | 15660.000 | 14.48 | 40.80 | 39.11 | 35.56 | 51.73 | 74.00 | -22.27 | peak |



Mode:g; Polarization:Horizontal; Modulation:802.11a; bandwidth:20MHz; Channel:High



Condition: 3m HORIZONTAL

Job No : 02324CR

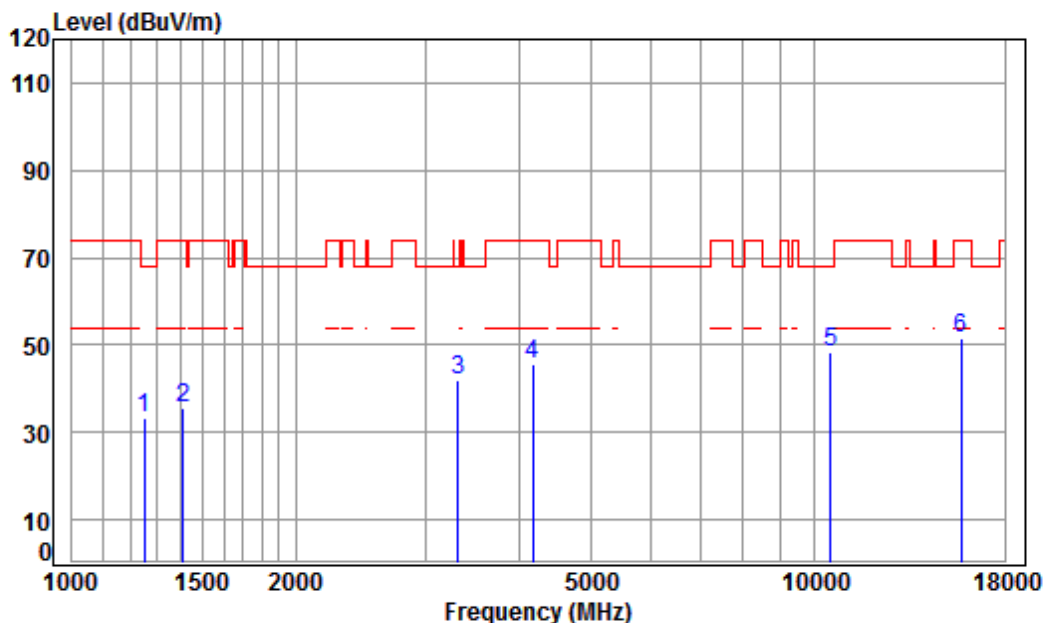
Mode : 5240 TX RSE

Note : 5G WIFI 11A

| | Freq | Cable Loss | Ant Factor | Preamp Factor | Read Level | Level | Limit | Over | Remark |
|---|-------------|------------|------------|---------------|------------|--------|--------|--------|--------|
| | MHz | dB | dB/m | dB | dBuV | dBuV/m | dBuV/m | dB | |
| 1 | 1224.247 | 4.51 | 24.70 | 41.20 | 45.40 | 33.41 | 74.00 | -40.59 | peak |
| 2 | 1687.347 | 5.24 | 26.62 | 41.52 | 47.02 | 37.36 | 74.00 | -36.64 | peak |
| 3 | 3337.710 | 6.31 | 31.45 | 42.18 | 47.14 | 42.72 | 74.00 | -31.28 | peak |
| 4 | 3958.309 | 6.94 | 32.62 | 42.32 | 48.22 | 45.46 | 74.00 | -28.54 | peak |
| 5 | pp10480.000 | 11.28 | 37.71 | 37.53 | 38.28 | 49.74 | 68.20 | -18.46 | peak |
| 6 | 15720.000 | 14.57 | 40.83 | 39.17 | 35.59 | 51.82 | 74.00 | -22.18 | peak |



Mode:g; Polarization:Vertical; Modulation:802.11a; bandwidth:20MHz; Channel:High

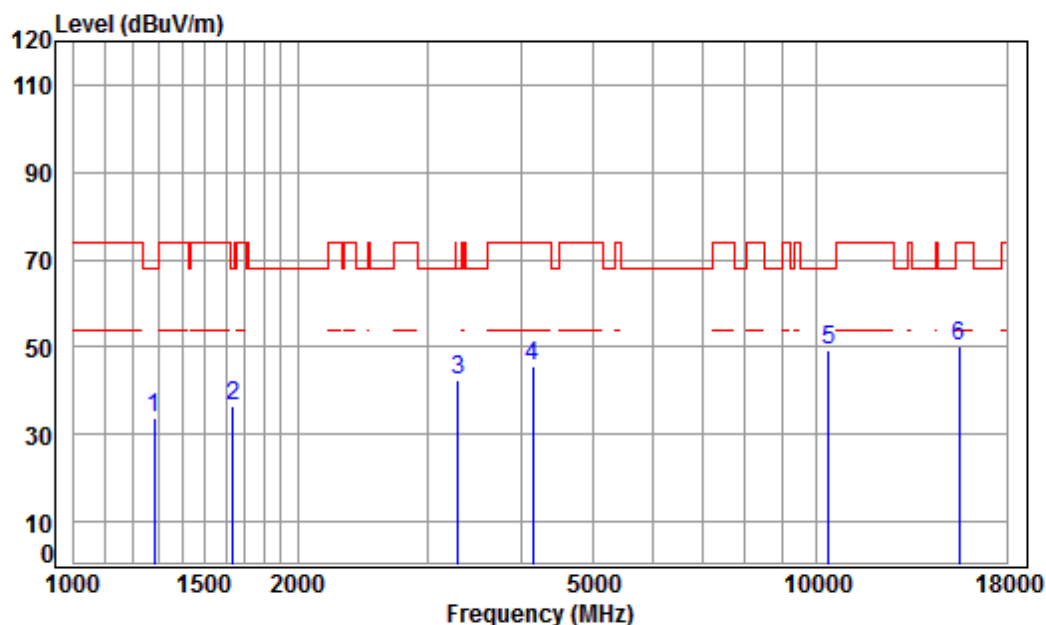


Condition: 3m VERTICAL
Job No : 02324CR
Mode : 5240 TX RSE
Note : 5G WIFI 11A

| | Freq | Cable Loss | Ant Factor | Preamp Factor | Read Level | Level | Limit | Over | Remark |
|---|-------------|------------|------------|---------------|------------|--------|--------|--------|--------|
| | MHz | dB | dB/m | dB | dBuV | dBuV/m | dBuV/m | dB | |
| 1 | 1252.885 | 4.62 | 24.82 | 41.23 | 44.93 | 33.14 | 68.20 | -35.06 | peak |
| 2 | 1410.514 | 5.19 | 25.47 | 41.34 | 46.30 | 35.62 | 74.00 | -38.38 | peak |
| 3 | 3308.894 | 6.29 | 31.41 | 42.18 | 46.66 | 42.18 | 68.20 | -26.02 | peak |
| 4 | 4169.698 | 7.18 | 33.02 | 42.36 | 47.67 | 45.51 | 74.00 | -28.49 | peak |
| 5 | pp10480.000 | 11.28 | 37.71 | 37.53 | 37.07 | 48.53 | 68.20 | -19.67 | peak |
| 6 | 15720.000 | 14.57 | 40.83 | 39.17 | 35.20 | 51.43 | 74.00 | -22.57 | peak |



Mode:g; Polarization:Horizontal; Modulation:802.11n; bandwidth:20MHz; Channel:Low



Condition: 3m HORIZONTAL

Job No : 02324CR

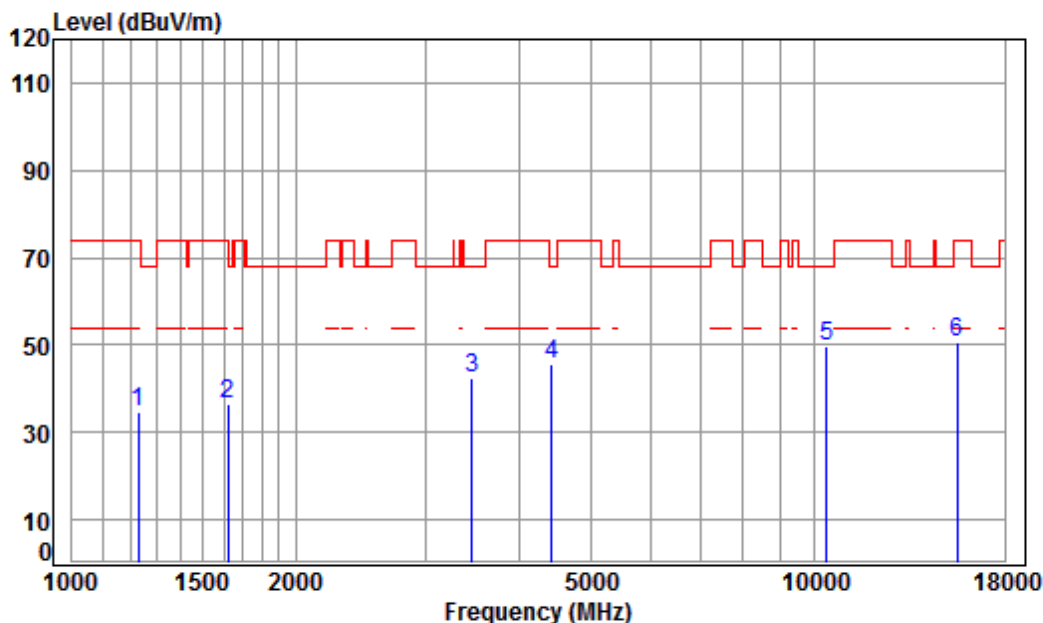
Mode : 5180 TX RSE

Note : 5G WIFI 11N20

| | Freq | Cable Loss | Ant Factor | Preamp Factor | Read Level | Level | Limit | Over | Remark |
|---|-------------|------------|------------|---------------|------------|--------|--------|--------|--------|
| | MHz | dB | dB/m | dB | dBuV | dBuV/m | dBuV/m | dB | |
| 1 | 1282.193 | 4.73 | 24.95 | 41.25 | 45.27 | 33.70 | 68.20 | -34.50 | peak |
| 2 | 1639.274 | 5.30 | 26.42 | 41.49 | 46.07 | 36.30 | 68.20 | -31.90 | peak |
| 3 | 3289.821 | 6.27 | 31.38 | 42.17 | 46.97 | 42.45 | 68.20 | -25.75 | peak |
| 4 | 4145.664 | 7.16 | 32.97 | 42.35 | 47.99 | 45.77 | 74.00 | -28.23 | peak |
| 5 | pp10360.000 | 11.19 | 37.76 | 37.45 | 37.82 | 49.32 | 68.20 | -18.88 | peak |
| 6 | 15540.000 | 14.30 | 40.72 | 39.00 | 34.33 | 50.35 | 74.00 | -23.65 | peak |



Mode:g; Polarization:Vertical; Modulation:802.11n; bandwidth:20MHz; Channel:Low



Condition: 3m VERTICAL

Job No : 02324CR

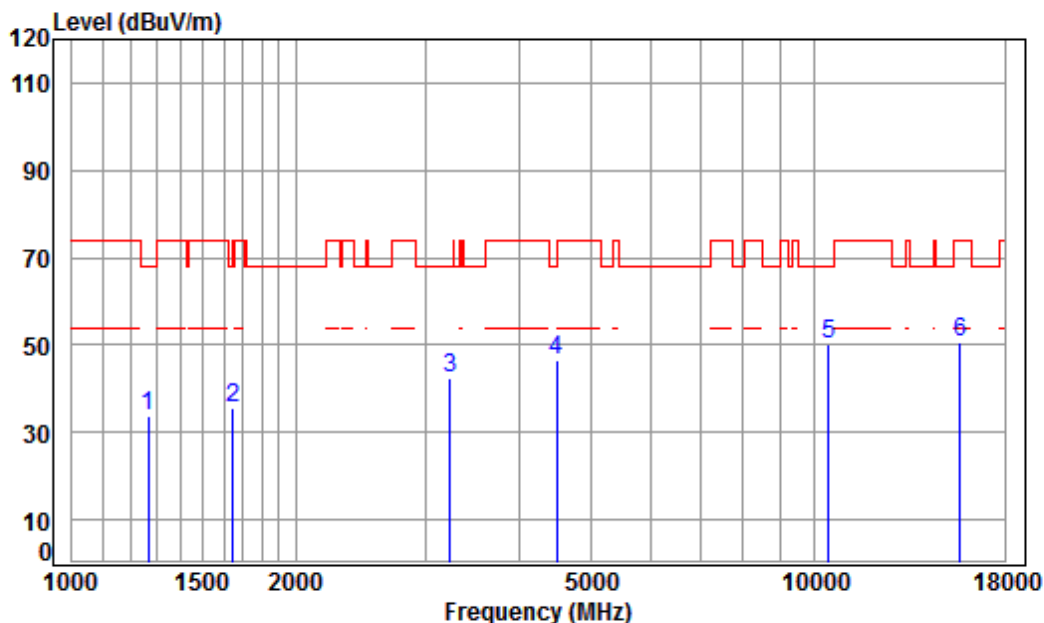
Mode : 5180 TX RSE

Note : 5G WIFI 11N20

| | Freq | Cable Loss | Ant Factor | Preamp Factor | Read Level | Level | Limit | Over | Remark |
|---|-------------|------------|------------|---------------|------------|--------|--------|--------|--------|
| | MHz | dB | dB/m | dB | dBuV | dBuV/m | dBuV/m | dB | |
| 1 | 1227.791 | 4.53 | 24.71 | 41.21 | 46.67 | 34.70 | 74.00 | -39.30 | peak |
| 2 | 1620.431 | 5.32 | 26.34 | 41.48 | 46.14 | 36.32 | 74.00 | -37.68 | peak |
| 3 | 3455.508 | 6.42 | 31.63 | 42.21 | 46.75 | 42.59 | 68.20 | -25.61 | peak |
| 4 | 4417.841 | 7.47 | 33.46 | 42.40 | 47.20 | 45.73 | 68.20 | -22.47 | peak |
| 5 | pp10360.000 | 11.19 | 37.76 | 37.45 | 38.23 | 49.73 | 68.20 | -18.47 | peak |
| 6 | 15540.000 | 14.30 | 40.72 | 39.00 | 34.46 | 50.48 | 74.00 | -23.52 | peak |



Mode:g; Polarization:Horizontal; Modulation:802.11n; bandwidth:20MHz; Channel:middle



Condition: 3m HORIZONTAL

Job No : 02324CR

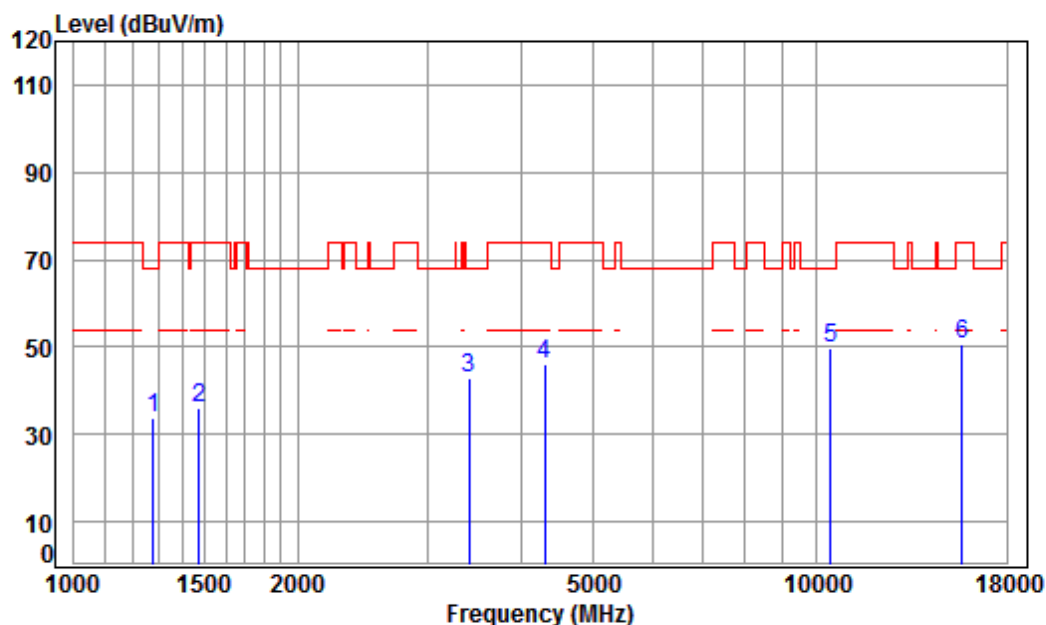
Mode : 5220 TX RSE

Note : 5G WIFI 11N20

| | Freq | Cable Loss | Ant Factor | Preamp Factor | Read Level | Level | Limit | Over | Remark |
|---|-------------|------------|------------|---------------|------------|--------|--------|--------|--------|
| | MHz | dB | dB/m | dB | dBuV | dBuV/m | dBuV/m | dB | |
| 1 | 1267.454 | 4.68 | 24.89 | 41.24 | 45.27 | 33.60 | 68.20 | -34.60 | peak |
| 2 | 1648.778 | 5.29 | 26.46 | 41.50 | 45.12 | 35.37 | 68.20 | -32.83 | peak |
| 3 | 3233.260 | 6.21 | 31.29 | 42.16 | 47.27 | 42.61 | 68.20 | -25.59 | peak |
| 4 | 4495.125 | 7.55 | 33.59 | 42.42 | 47.69 | 46.41 | 68.20 | -21.79 | peak |
| 5 | pp10440.000 | 11.25 | 37.72 | 37.51 | 38.66 | 50.12 | 68.20 | -18.08 | peak |
| 6 | 15660.000 | 14.48 | 40.80 | 39.11 | 34.64 | 50.81 | 74.00 | -23.19 | peak |



Mode:g; Polarization:Vertical; Modulation:802.11n; bandwidth:20MHz; Channel:middle



Condition: 3m VERTICAL

Job No : 02324CR

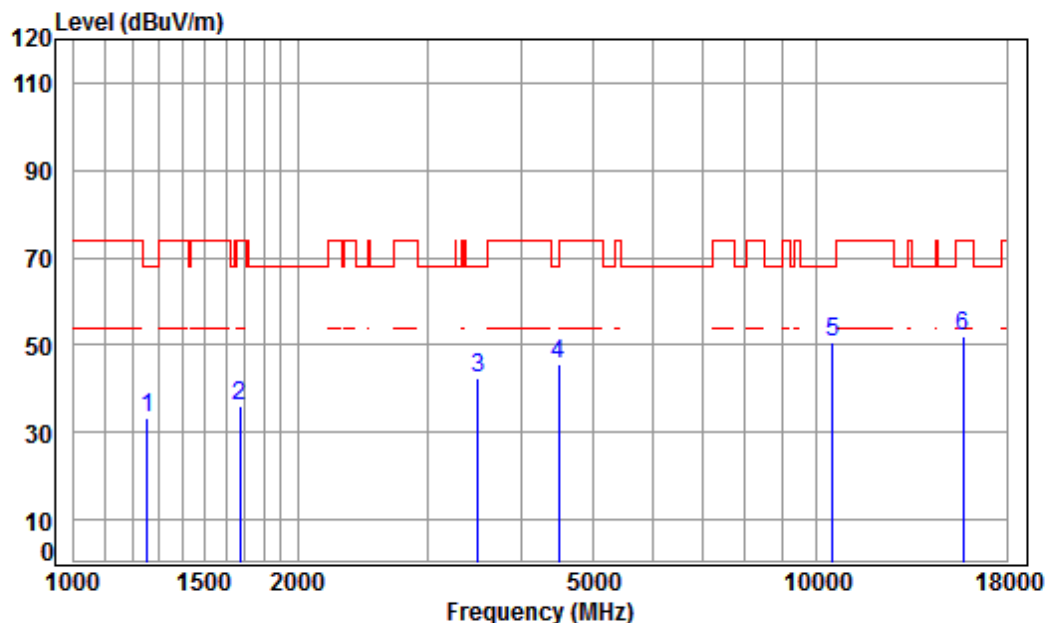
Mode : 5220 TX RSE

Note : 5G WIFI 11N20

| | Freq | Cable Loss | Ant Factor | Preamp Factor | Read Level | Level | Limit | Over | Remark |
|---|-------------|------------|------------|---------------|------------|--------|--------|--------|--------|
| | MHz | dB | dB/m | dB | dBuV | dBuV/m | dBuV/m | dB | |
| 1 | 1278.492 | 4.72 | 24.93 | 41.25 | 45.52 | 33.92 | 68.20 | -34.28 | peak |
| 2 | 1473.013 | 5.39 | 25.70 | 41.39 | 46.20 | 35.90 | 74.00 | -38.10 | peak |
| 3 | 3405.929 | 6.38 | 31.56 | 42.20 | 47.00 | 42.74 | 68.20 | -25.46 | peak |
| 4 | 4304.400 | 7.34 | 33.26 | 42.38 | 47.67 | 45.89 | 74.00 | -28.11 | peak |
| 5 | pp10440.000 | 11.25 | 37.72 | 37.51 | 38.29 | 49.75 | 68.20 | -18.45 | peak |
| 6 | 15660.000 | 14.48 | 40.80 | 39.11 | 34.62 | 50.79 | 74.00 | -23.21 | peak |



Mode:g; Polarization:Horizontal; Modulation:802.11n; bandwidth:20MHz; Channel:High



Condition: 3m HORIZONTAL

Job No : 02324CR

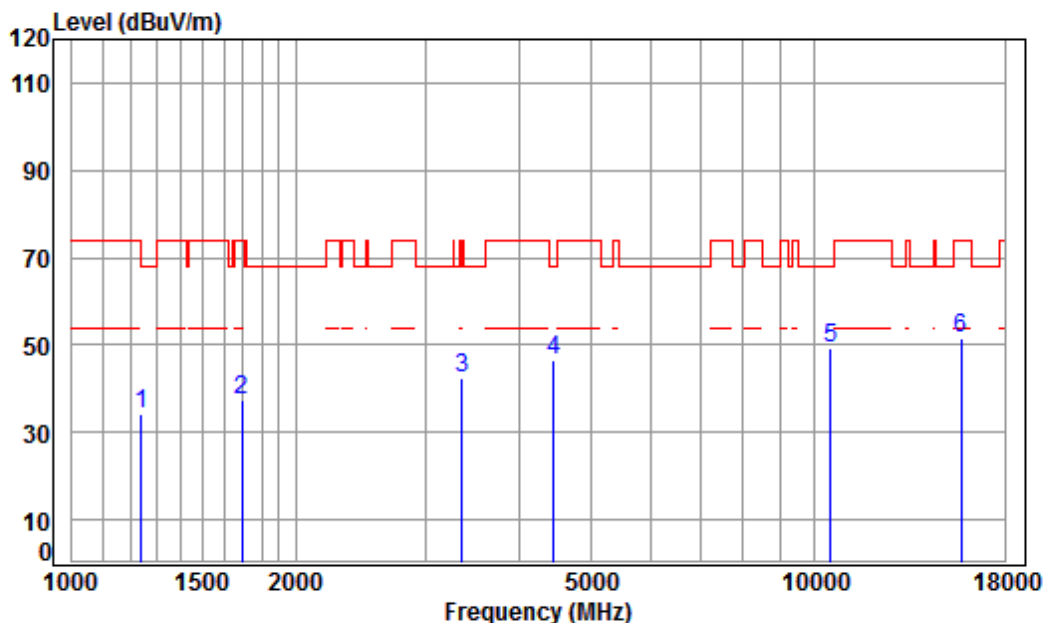
Mode : 5240 TX RSE

Note : 5G WIFI 11N20

| | Freq | Cable Loss | Ant Factor | Preamp Factor | Read Level | Level | Limit | Over | Remark |
|---|-------------|------------|------------|---------------|------------|--------|--------|--------|--------|
| | MHz | dB | dB/m | dB | dBuV | dBuV/m | dBuV/m | dB | |
| 1 | 1256.512 | 4.64 | 24.84 | 41.23 | 45.13 | 33.38 | 68.20 | -34.82 | peak |
| 2 | 1672.779 | 5.26 | 26.56 | 41.52 | 45.56 | 35.86 | 74.00 | -38.14 | peak |
| 3 | 3495.691 | 6.46 | 31.69 | 42.22 | 46.39 | 42.32 | 68.20 | -25.88 | peak |
| 4 | 4495.125 | 7.55 | 33.59 | 42.42 | 47.01 | 45.73 | 68.20 | -22.47 | peak |
| 5 | pp10480.000 | 11.28 | 37.71 | 37.53 | 39.09 | 50.55 | 68.20 | -17.65 | peak |
| 6 | 15720.000 | 14.57 | 40.83 | 39.17 | 35.77 | 52.00 | 74.00 | -22.00 | peak |



Mode:g; Polarization:Vertical; Modulation:802.11n; bandwidth:20MHz; Channel:High



Condition: 3m VERTICAL

Job No : 02324CR

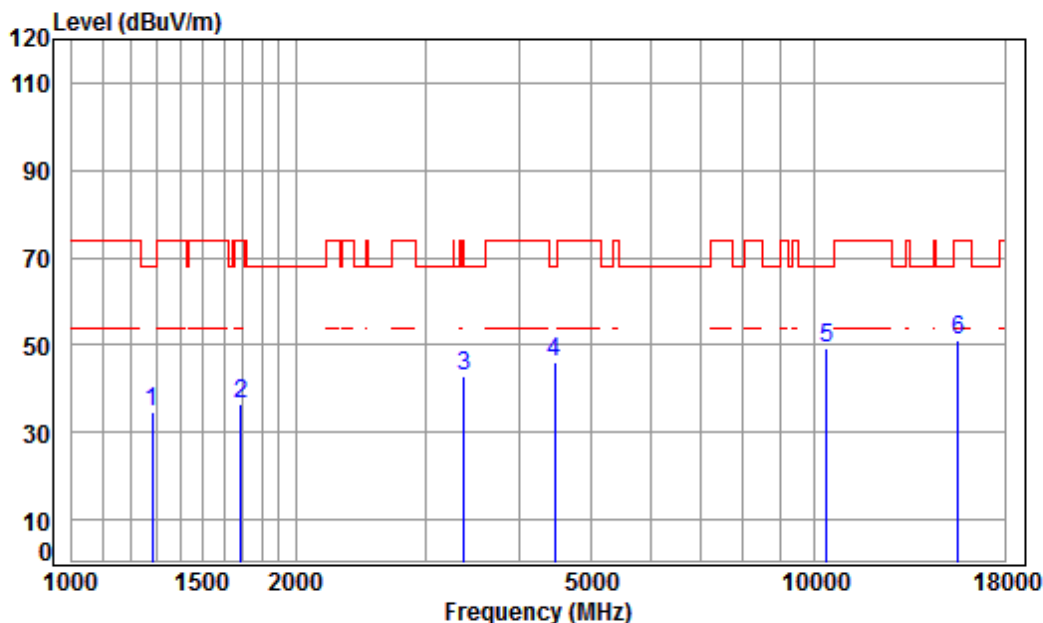
Mode : 5240 TX RSE

Note : 5G WIFI 11N20

| | Freq | Cable Loss | Ant Factor | Preamp Factor | Read Level | Level | Limit | Over | Remark |
|---|-------------|------------|------------|---------------|------------|--------|--------|--------|--------|
| | MHz | dB | dB/m | dB | dBuV | dBuV/m | dBuV/m | dB | |
| 1 | 1238.483 | 4.57 | 24.76 | 41.21 | 46.28 | 34.40 | 74.00 | -39.60 | peak |
| 2 | 1692.231 | 5.24 | 26.64 | 41.53 | 46.90 | 37.25 | 74.00 | -36.75 | peak |
| 3 | 3347.371 | 6.32 | 31.47 | 42.19 | 46.71 | 42.31 | 74.00 | -31.69 | peak |
| 4 | 4456.315 | 7.51 | 33.53 | 42.41 | 47.91 | 46.54 | 68.20 | -21.66 | peak |
| 5 | pp10480.000 | 11.28 | 37.71 | 37.53 | 37.92 | 49.38 | 68.20 | -18.82 | peak |
| 6 | 15720.000 | 14.57 | 40.83 | 39.17 | 35.10 | 51.33 | 74.00 | -22.67 | peak |



Mode:g; Polarization:Horizontal; Modulation:802.11n; bandwidth:40MHz; Channel:Low



Condition: 3m HORIZONTAL

Job No : 02324CR

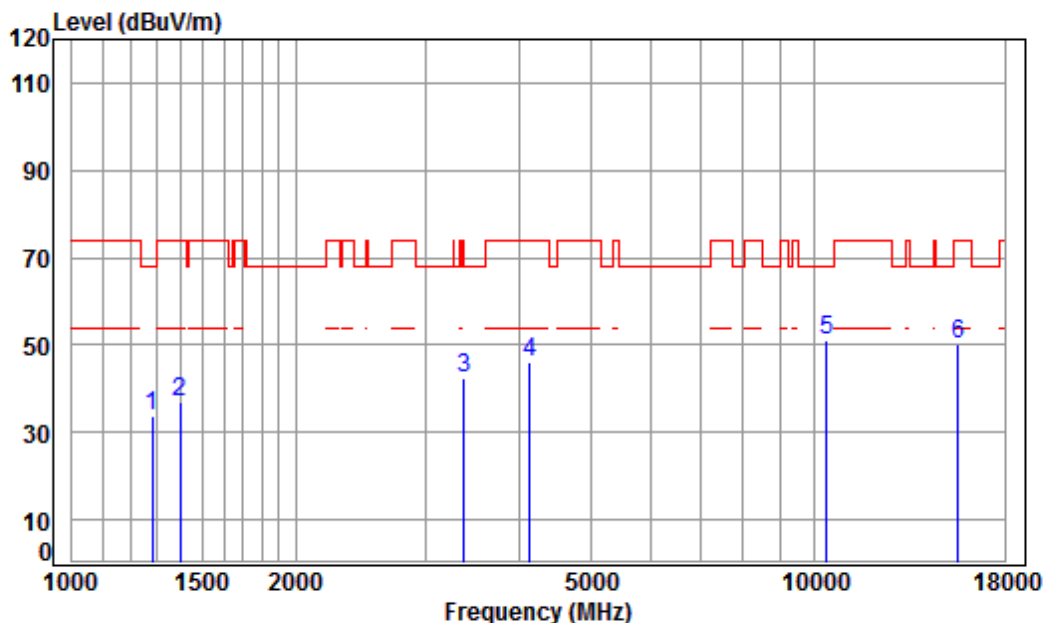
Mode : 5190 TX RSE

Note : 5G WIFI 11N40

| | Freq | Cable Loss | Ant Factor | Preamp Factor | Read Level | Level | Limit | Over | Remark |
|---|-------------|------------|------------|---------------|------------|--------|--------|--------|--------|
| | MHz | dB | dB/m | dB | dBuV | dBuV/m | dBuV/m | dB | |
| 1 | 1282.193 | 4.73 | 24.95 | 41.25 | 46.24 | 34.67 | 68.20 | -33.53 | peak |
| 2 | 1687.347 | 5.24 | 26.62 | 41.52 | 46.00 | 36.34 | 74.00 | -37.66 | peak |
| 3 | 3366.778 | 6.34 | 31.50 | 42.19 | 47.04 | 42.69 | 68.20 | -25.51 | peak |
| 4 | 4469.214 | 7.53 | 33.55 | 42.41 | 47.49 | 46.16 | 68.20 | -22.04 | peak |
| 5 | pp10380.000 | 11.21 | 37.75 | 37.47 | 37.87 | 49.36 | 68.20 | -18.84 | peak |
| 6 | 15570.000 | 14.35 | 40.74 | 39.03 | 34.85 | 50.91 | 74.00 | -23.09 | peak |



Mode:g; Polarization:Vertical; Modulation:802.11n; bandwidth:40MHz; Channel:Low



Condition: 3m VERTICAL

Job No : 02324CR

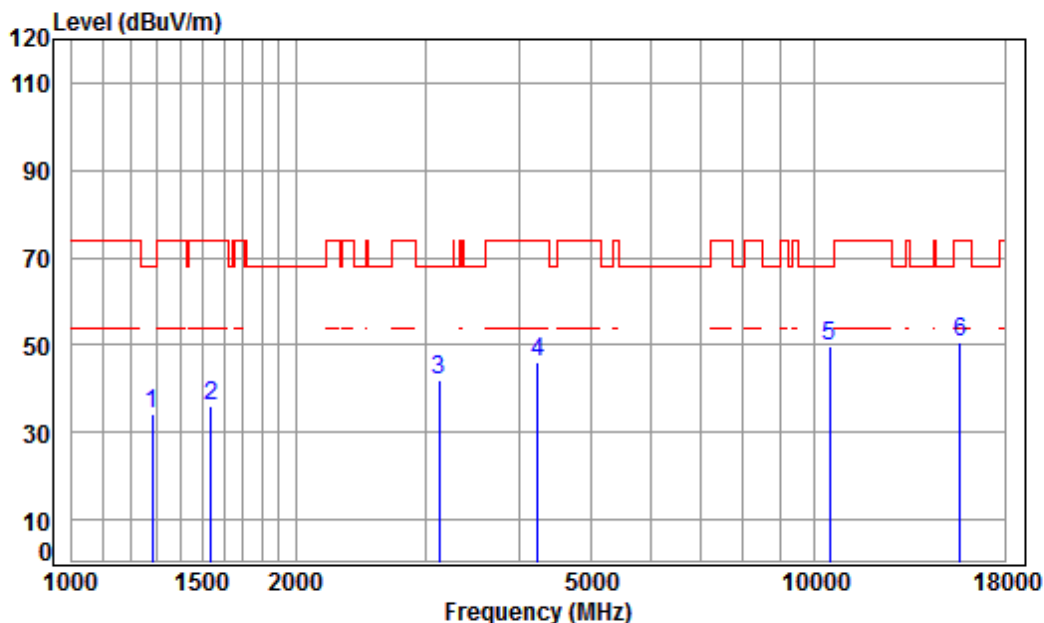
Mode : 5190 TX RSE

Note : 5G WIFI 11N40

| | Freq | Cable Loss | Ant Factor | Preamp Factor | Read Level | Level | Limit | Over | Remark |
|---|-------------|------------|------------|---------------|------------|--------|--------|--------|--------|
| | MHz | dB | dB/m | dB | dBuV | dBuV/m | dBuV/m | dB | |
| 1 | 1282.193 | 4.73 | 24.95 | 41.25 | 45.17 | 33.60 | 68.20 | -34.60 | peak |
| 2 | 1398.336 | 5.15 | 25.42 | 41.34 | 47.61 | 36.84 | 74.00 | -37.16 | peak |
| 3 | 3366.778 | 6.34 | 31.50 | 42.19 | 46.81 | 42.46 | 68.20 | -25.74 | peak |
| 4 | 4133.699 | 7.14 | 32.95 | 42.35 | 48.13 | 45.87 | 74.00 | -28.13 | peak |
| 5 | pp10380.000 | 11.21 | 37.75 | 37.47 | 39.54 | 51.03 | 68.20 | -17.17 | peak |
| 6 | 15570.000 | 14.35 | 40.74 | 39.03 | 33.98 | 50.04 | 74.00 | -23.96 | peak |



Mode:g; Polarization:Horizontal; Modulation:802.11n; bandwidth:40MHz; Channel:High



Condition: 3m HORIZONTAL

Job No : 02324CR

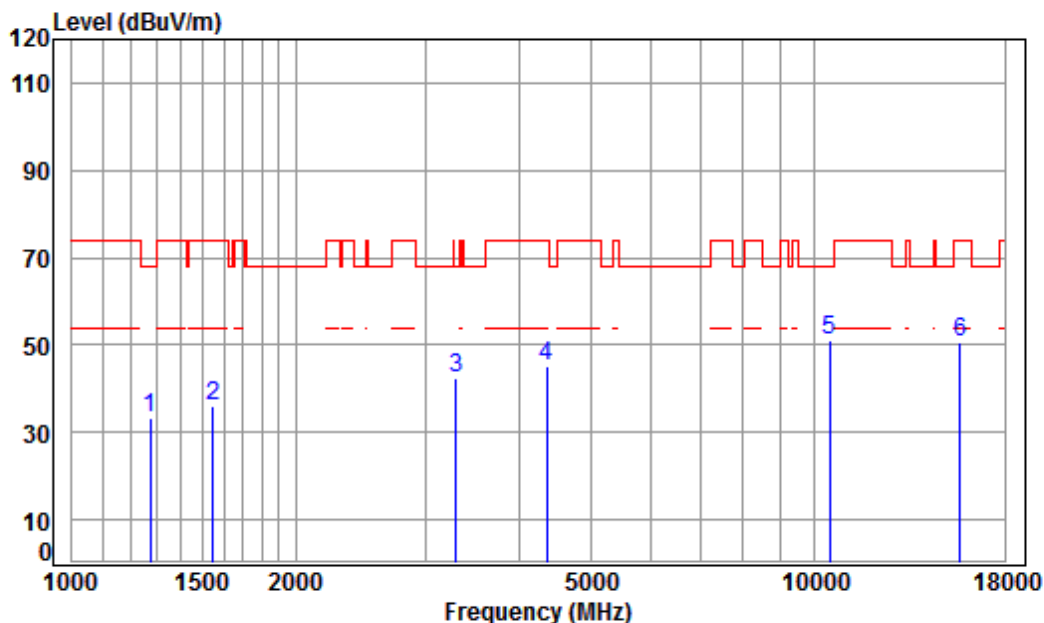
Mode : 5230 TX RSE

Note : 5G WIFI 11N40

| | Freq | Cable Loss | Ant Factor | Preamp Factor | Read Level | Level | Limit | Over | Remark |
|---|-------------|------------|------------|---------------|------------|--------|--------|--------|--------|
| | MHz | dB | dB/m | dB | dBuV | dBuV/m | dBuV/m | dB | |
| 1 | 1282.193 | 4.73 | 24.95 | 41.25 | 45.77 | 34.20 | 68.20 | -34.00 | peak |
| 2 | 1538.281 | 5.43 | 25.98 | 41.43 | 46.20 | 36.18 | 74.00 | -37.82 | peak |
| 3 | 3123.039 | 6.11 | 31.11 | 42.13 | 46.99 | 42.08 | 68.20 | -26.12 | peak |
| 4 | 4230.396 | 7.26 | 33.13 | 42.37 | 47.93 | 45.95 | 74.00 | -28.05 | peak |
| 5 | pp10460.000 | 11.26 | 37.72 | 37.52 | 38.26 | 49.72 | 68.20 | -18.48 | peak |
| 6 | 15690.000 | 14.53 | 40.82 | 39.14 | 34.28 | 50.49 | 74.00 | -23.51 | peak |



Mode:g; Polarization:Vertical; Modulation:802.11n; bandwidth:40MHz; Channel:High



Condition: 3m VERTICAL

Job No : 02324CR

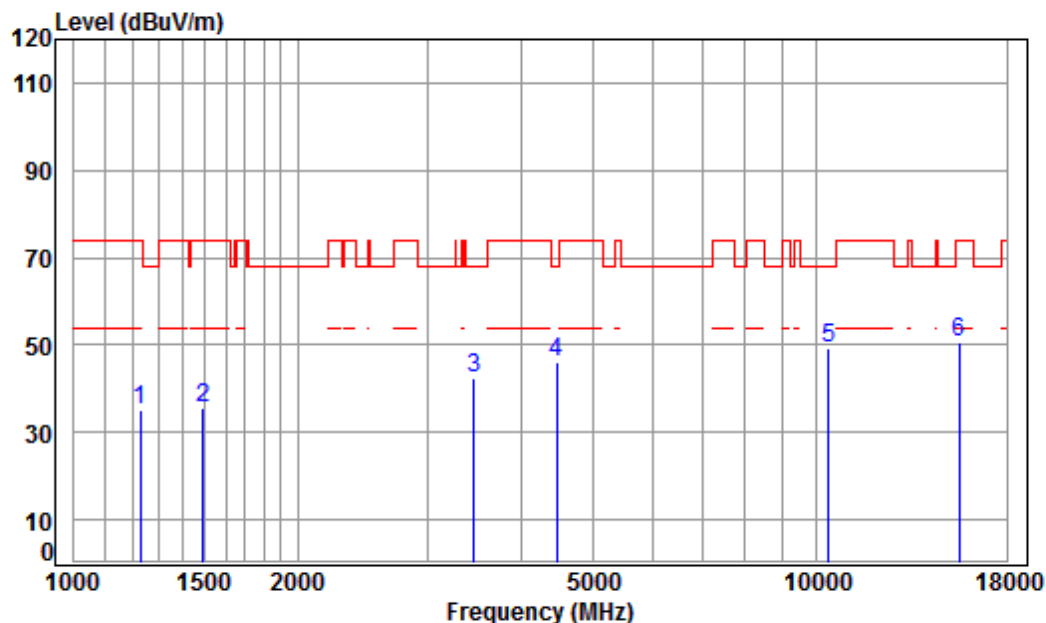
Mode : 5230 TX RSE

Note : 5G WIFI 11N40

| | Freq | Cable Loss | Ant Factor | Preamp Factor | Read Level | Level | Limit | Over | Remark |
|---|-------------|------------|------------|---------------|------------|--------|--------|--------|--------|
| | MHz | dB | dB/m | dB | dBuV | dBuV/m | dBuV/m | dB | |
| 1 | 1274.802 | 4.71 | 24.92 | 41.24 | 45.06 | 33.45 | 68.20 | -34.75 | peak |
| 2 | 1547.199 | 5.42 | 26.02 | 41.44 | 46.20 | 36.20 | 74.00 | -37.80 | peak |
| 3 | 3289.821 | 6.27 | 31.38 | 42.17 | 47.12 | 42.60 | 68.20 | -25.60 | peak |
| 4 | 4354.454 | 7.40 | 33.35 | 42.39 | 46.59 | 44.95 | 74.00 | -29.05 | peak |
| 5 | pp10460.000 | 11.26 | 37.72 | 37.52 | 39.62 | 51.08 | 68.20 | -17.12 | peak |
| 6 | 15690.000 | 14.53 | 40.82 | 39.14 | 34.42 | 50.63 | 74.00 | -23.37 | peak |



Mode:g; Polarization:Horizontal; Modulation:802.11ac; bandwidth:20MHz; Channel:Low



Condition: 3m HORIZONTAL

Job No : 02324CR

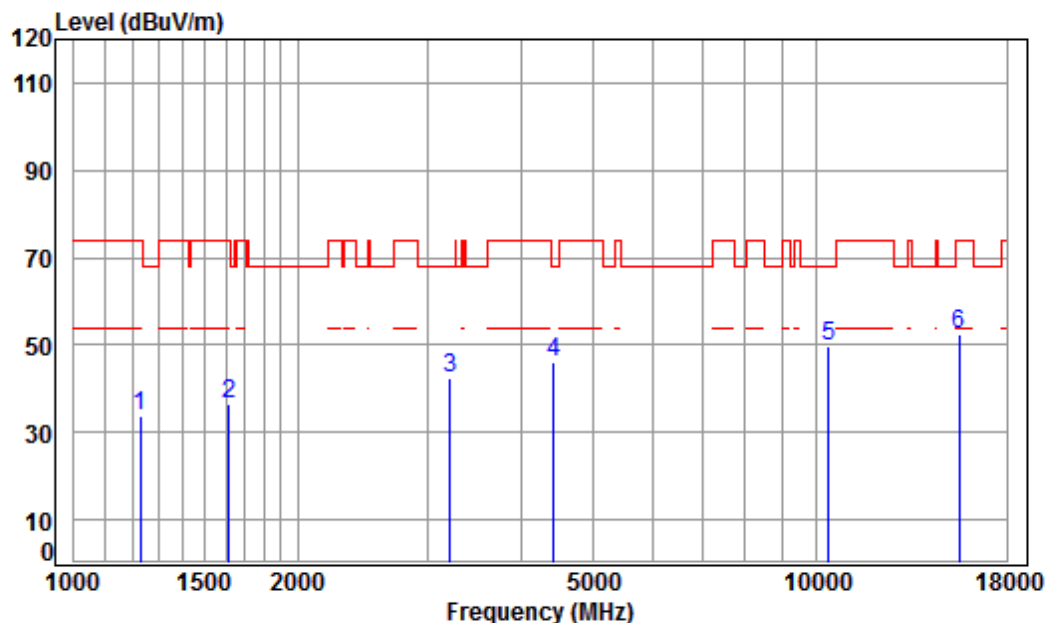
Mode : 5180 TX RSE

Note : 5G WIFI 11AC20

| | Freq | Cable Loss | Ant Factor | Preamp Factor | Read Level | Level | Limit | Over | Remark |
|---|-------------|------------|------------|---------------|------------|--------|--------|--------|--------|
| | MHz | dB | dB/m | dB | dBuV | dBuV/m | dBuV/m | dB | |
| 1 | 1227.791 | 4.53 | 24.71 | 41.21 | 47.19 | 35.22 | 74.00 | -38.78 | peak |
| 2 | 1494.455 | 5.46 | 25.78 | 41.40 | 45.75 | 35.59 | 74.00 | -38.41 | peak |
| 3 | 3455.508 | 6.42 | 31.63 | 42.21 | 46.50 | 42.34 | 68.20 | -25.86 | peak |
| 4 | 4469.214 | 7.53 | 33.55 | 42.41 | 47.32 | 45.99 | 68.20 | -22.21 | peak |
| 5 | pp10360.000 | 11.19 | 37.76 | 37.45 | 37.85 | 49.35 | 68.20 | -18.85 | peak |
| 6 | 15540.000 | 14.30 | 40.72 | 39.00 | 34.54 | 50.56 | 74.00 | -23.44 | peak |



Mode:g; Polarization:Vertical; Modulation:802.11ac; bandwidth:20MHz; Channel:Low



Condition: 3m VERTICAL

Job No : 02324CR

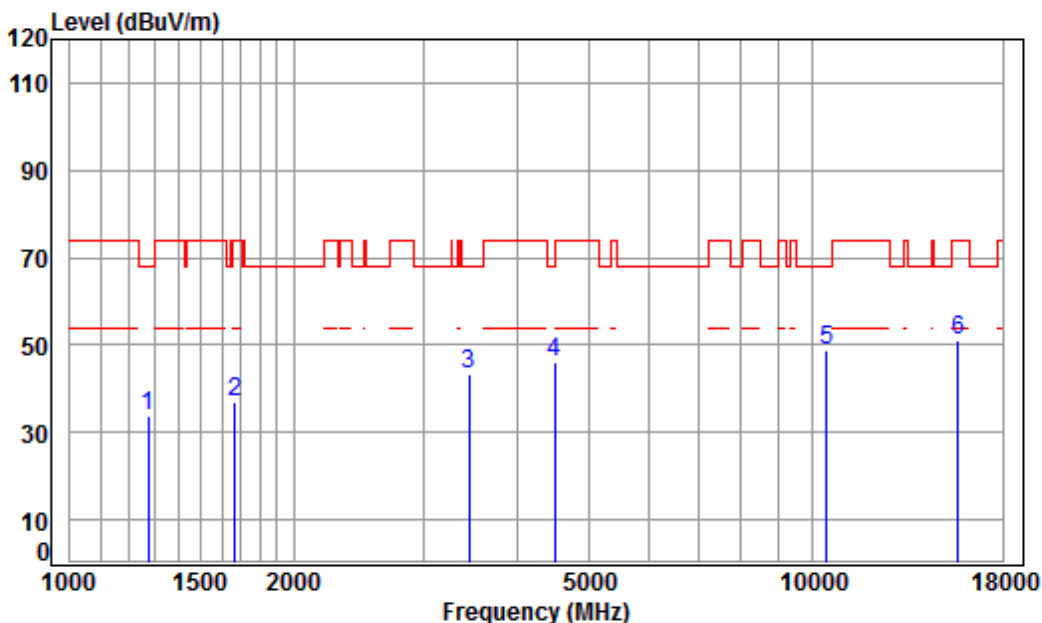
Mode : 5180 TX RSE

Note : 5G WIFI 11AC20

| | Freq | Cable Loss | Ant Factor | Preamp Factor | Read Level | Level | Limit | Over | Remark |
|---|-------------|------------|------------|---------------|------------|--------|--------|--------|--------|
| | MHz | dB | dB/m | dB | dBuV | dBuV/m | dBuV/m | dB | |
| 1 | 1227.791 | 4.53 | 24.71 | 41.21 | 45.56 | 33.59 | 74.00 | -40.41 | peak |
| 2 | 1615.754 | 5.33 | 26.32 | 41.48 | 46.19 | 36.36 | 74.00 | -37.64 | peak |
| 3 | 3205.345 | 6.19 | 31.24 | 42.15 | 47.12 | 42.40 | 68.20 | -25.80 | peak |
| 4 | 4417.841 | 7.47 | 33.46 | 42.40 | 47.75 | 46.28 | 68.20 | -21.92 | peak |
| 5 | pp10360.000 | 11.19 | 37.76 | 37.45 | 38.14 | 49.64 | 68.20 | -18.56 | peak |
| 6 | 15540.000 | 14.30 | 40.72 | 39.00 | 36.34 | 52.36 | 74.00 | -21.64 | peak |



Mode:g; Polarization:Horizontal; Modulation:802.11ac; bandwidth:20MHz; Channel:middle



Condition: 3m HORIZONTAL

Job No : 02324CR

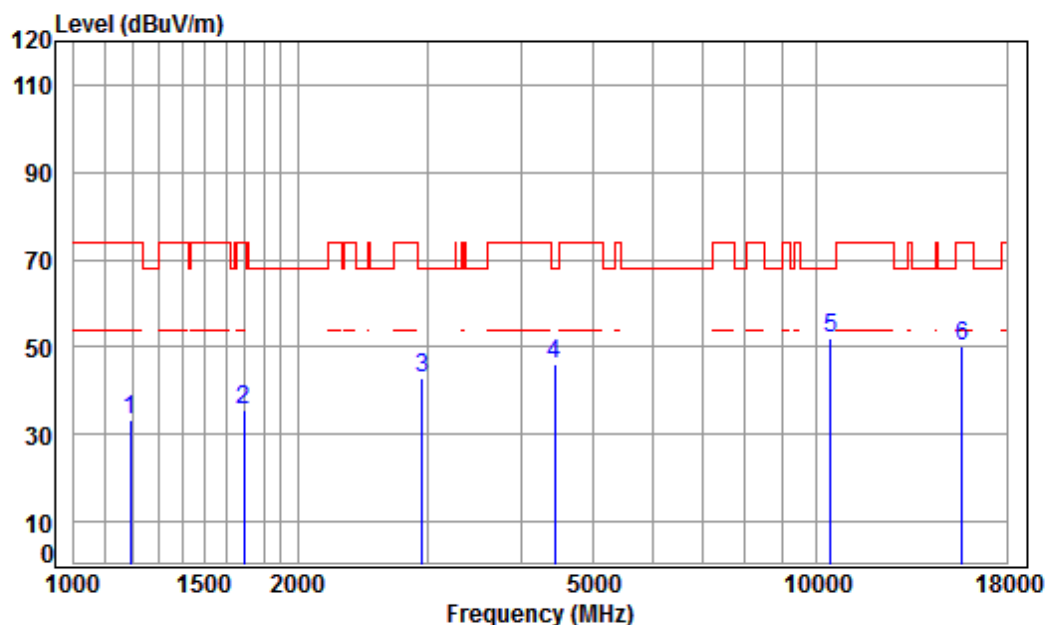
Mode : 5220 TX RSE

Note : 5G WIFI 11AC20

| | Freq | Cable Loss | Ant Factor | Preamp Factor | Read Level | Level | Limit | Over | Remark |
|---|-------------|------------|------------|---------------|------------|--------|--------|--------|--------|
| | MHz | dB | dB/m | dB | dBuV | dBuV/m | dBuV/m | dB | |
| 1 | 1274.802 | 4.71 | 24.92 | 41.24 | 45.52 | 33.91 | 68.20 | -34.29 | peak |
| 2 | 1667.951 | 5.27 | 26.54 | 41.51 | 46.51 | 36.81 | 74.00 | -37.19 | peak |
| 3 | 3445.535 | 6.41 | 31.62 | 42.21 | 47.64 | 43.46 | 68.20 | -24.74 | peak |
| 4 | 4495.125 | 7.55 | 33.59 | 42.42 | 47.37 | 46.09 | 68.20 | -22.11 | peak |
| 5 | pp10440.000 | 11.25 | 37.72 | 37.51 | 37.54 | 49.00 | 68.20 | -19.20 | peak |
| 6 | 15660.000 | 14.48 | 40.80 | 39.11 | 34.93 | 51.10 | 74.00 | -22.90 | peak |



Mode:g; Polarization:Vertical; Modulation:802.11ac; bandwidth:20MHz; Channel:middle



Condition: 3m VERTICAL

Job No : 02324CR

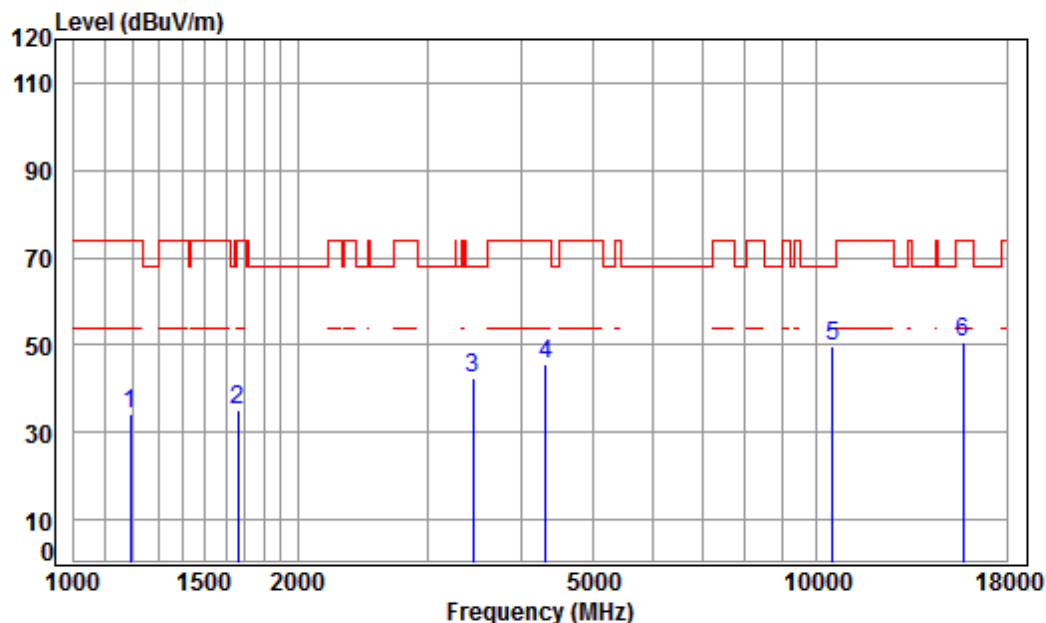
Mode : 5220 TX RSE

Note : 5G WIFI 11AC20

| | Freq | Cable Loss | Ant Factor | Preamp Factor | Read Level | Level | Limit | Over | Remark |
|---|-------------|------------|------------|---------------|------------|--------|--------|--------|--------|
| | MHz | dB | dB/m | dB | dBuV | dBuV/m | dBuV/m | dB | |
| 1 | 1192.811 | 4.39 | 24.56 | 41.18 | 45.35 | 33.12 | 74.00 | -40.88 | peak |
| 2 | 1692.231 | 5.24 | 26.64 | 41.53 | 45.26 | 35.61 | 74.00 | -38.39 | peak |
| 3 | 2947.623 | 5.95 | 30.69 | 42.08 | 48.30 | 42.86 | 68.20 | -25.34 | peak |
| 4 | 4430.628 | 7.48 | 33.48 | 42.41 | 47.33 | 45.88 | 68.20 | -22.32 | peak |
| 5 | pp10440.000 | 11.25 | 37.72 | 37.51 | 40.78 | 52.24 | 68.20 | -15.96 | peak |
| 6 | 15660.000 | 14.48 | 40.80 | 39.11 | 34.24 | 50.41 | 74.00 | -23.59 | peak |



Mode:g; Polarization:Horizontal; Modulation:802.11ac; bandwidth:20MHz; Channel:High



Condition: 3m HORIZONTAL

Job No : 02324CR

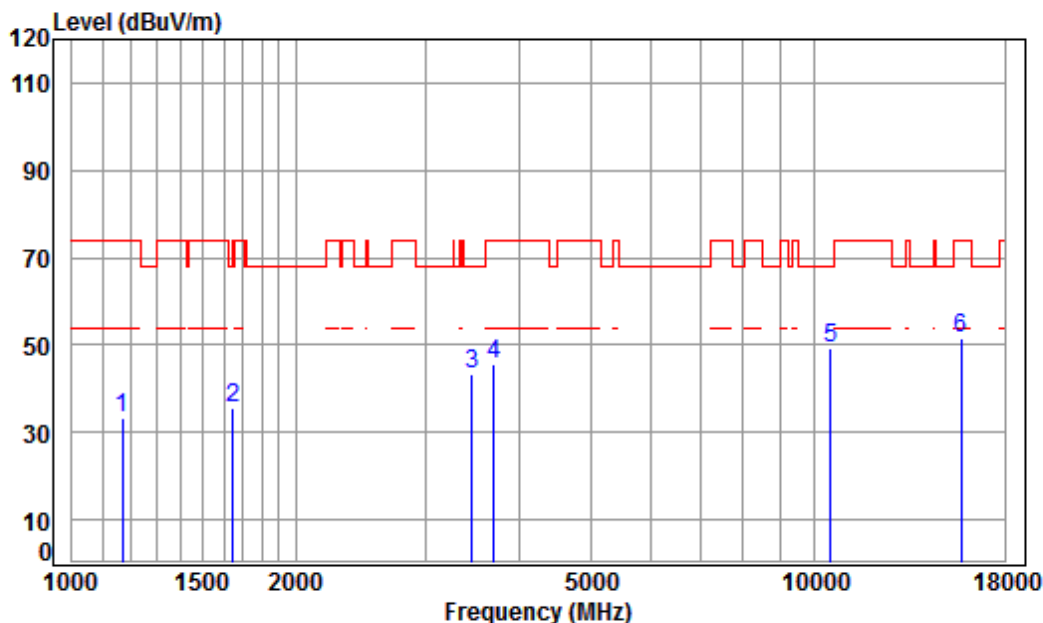
Mode : 5240 TX RSE

Note : 5G WIFI 11AC20

| | Freq | Cable Loss | Ant Factor | Preamp Factor | Read Level | Limit Level | Limit Line | Over Limit | Remark |
|---|-------------|------------|------------|---------------|------------|-------------|------------|------------|--------|
| | MHz | dB | dB/m | dB | dBuV | dBuV/m | dBuV/m | dB | |
| 1 | 1192.811 | 4.39 | 24.56 | 41.18 | 46.36 | 34.13 | 74.00 | -39.87 | peak |
| 2 | 1663.137 | 5.27 | 26.52 | 41.51 | 44.80 | 35.08 | 74.00 | -38.92 | peak |
| 3 | 3445.535 | 6.41 | 31.62 | 42.21 | 46.58 | 42.40 | 68.20 | -25.80 | peak |
| 4 | 4316.859 | 7.36 | 33.28 | 42.38 | 47.47 | 45.73 | 74.00 | -28.27 | peak |
| 5 | pp10480.000 | 11.28 | 37.71 | 37.53 | 38.08 | 49.54 | 68.20 | -18.66 | peak |
| 6 | 15720.000 | 14.57 | 40.83 | 39.17 | 34.41 | 50.64 | 74.00 | -23.36 | peak |



Mode:g; Polarization:Vertical; Modulation:802.11ac; bandwidth:20MHz; Channel:High

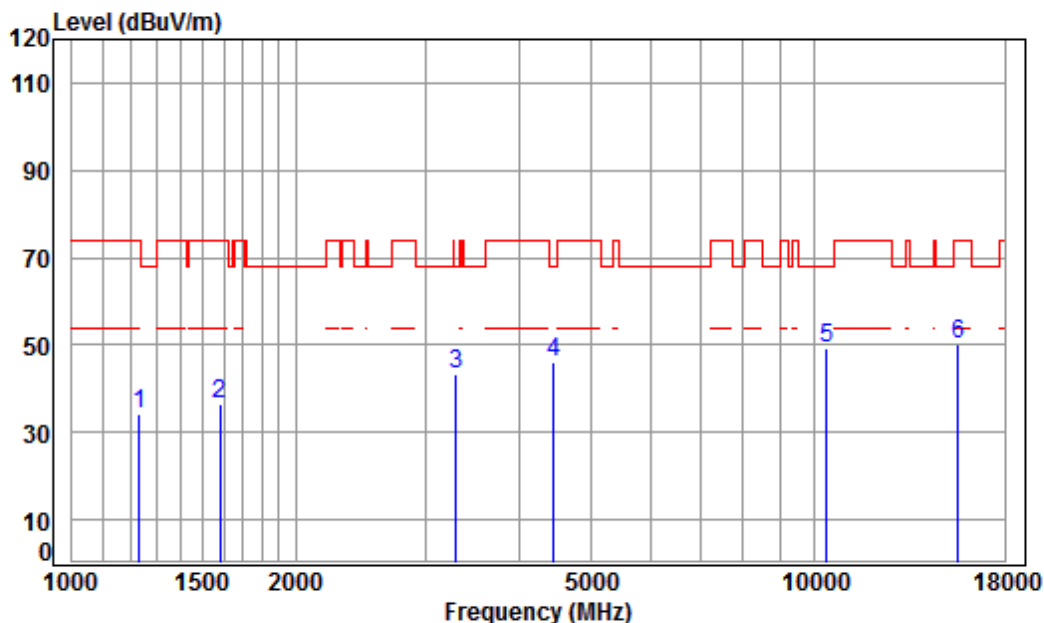


Condition: 3m VERTICAL
Job No : 02324CR
Mode : 5240 TX RSE
Note : 5G WIFI 11AC20

| | Freq | Cable Loss | Ant Factor | Preamp Factor | Read Level | Limit Level | Over Line | Remark |
|---|-------------|------------|------------|---------------|------------|-------------|-----------|-------------|
| | MHz | dB | dB/m | dB | dBuV | dBuV/m | dBuV/m | dB |
| 1 | 1168.920 | 4.29 | 24.45 | 41.16 | 45.80 | 33.38 | 74.00 | -40.62 peak |
| 2 | 1648.778 | 5.29 | 26.46 | 41.50 | 45.22 | 35.47 | 68.20 | -32.73 peak |
| 3 | 3455.508 | 6.42 | 31.63 | 42.21 | 47.55 | 43.39 | 68.20 | -24.81 peak |
| 4 | 3703.723 | 6.68 | 32.12 | 42.27 | 49.00 | 45.53 | 74.00 | -28.47 peak |
| 5 | pp10480.000 | 11.28 | 37.71 | 37.53 | 37.83 | 49.29 | 68.20 | -18.91 peak |
| 6 | 15720.000 | 14.57 | 40.83 | 39.17 | 35.53 | 51.76 | 74.00 | -22.24 peak |



Mode:g; Polarization:Horizontal; Modulation:802.11ac; bandwidth:40MHz; Channel:Low



Condition: 3m HORIZONTAL

Job No : 02324CR

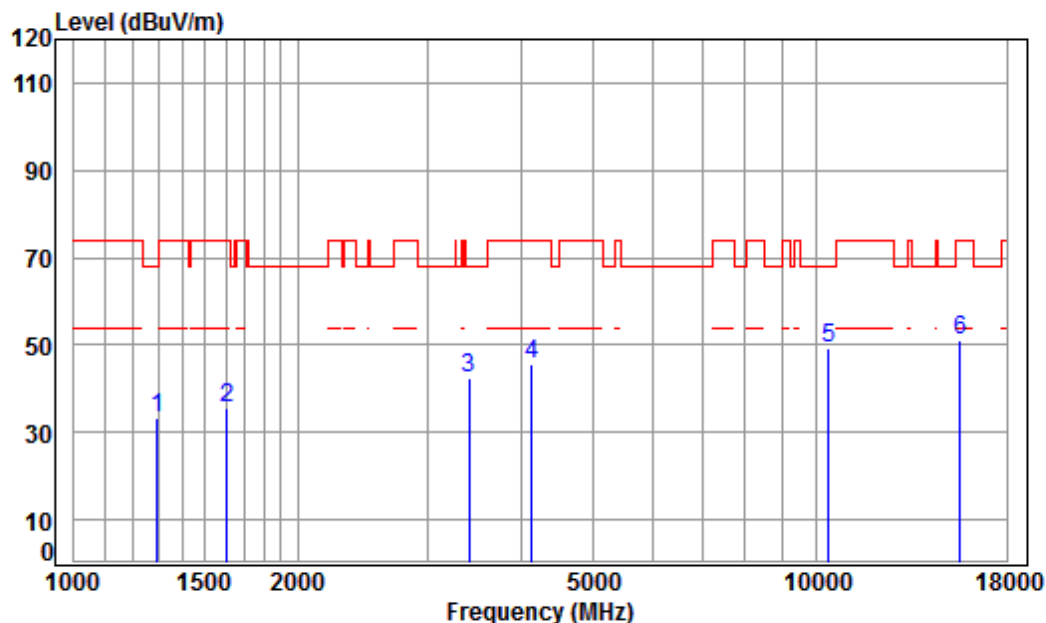
Mode : 5190 TX RSE

Note : 5G WIFI 11AC40

| | Freq | Cable Loss | Ant Factor | Preamp Factor | Read Level | Level | Limit | Over | Remark |
|---|-------------|------------|------------|---------------|------------|--------|--------|--------|--------|
| | MHz | dB | dB/m | dB | dBuV | dBuV/m | dBuV/m | dB | |
| 1 | 1231.345 | 4.54 | 24.73 | 41.21 | 46.11 | 34.17 | 74.00 | -39.83 | peak |
| 2 | 1583.392 | 5.37 | 26.18 | 41.46 | 46.48 | 36.57 | 74.00 | -37.43 | peak |
| 3 | 3289.821 | 6.27 | 31.38 | 42.17 | 47.76 | 43.24 | 68.20 | -24.96 | peak |
| 4 | 4456.315 | 7.51 | 33.53 | 42.41 | 47.33 | 45.96 | 68.20 | -22.24 | peak |
| 5 | pp10380.000 | 11.21 | 37.75 | 37.47 | 37.62 | 49.11 | 68.20 | -19.09 | peak |
| 6 | 15570.000 | 14.35 | 40.74 | 39.03 | 34.12 | 50.18 | 74.00 | -23.82 | peak |



Mode:g; Polarization:Vertical; Modulation:802.11ac; bandwidth:40MHz; Channel:Low



Condition: 3m VERTICAL

Job No : 02324CR

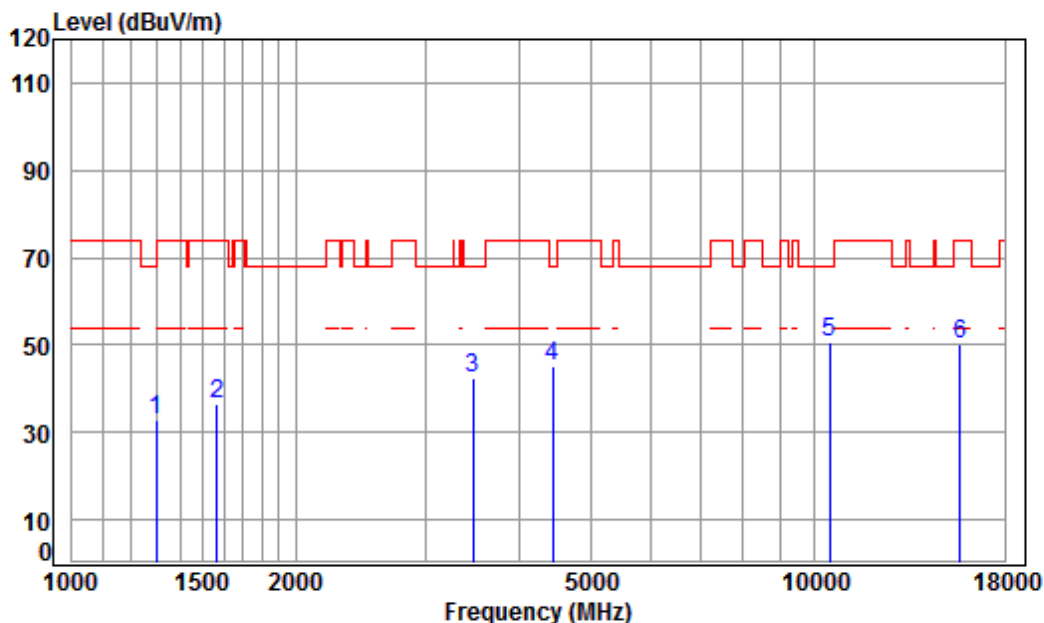
Mode : 5190 TX RSE

Note : 5G WIFI 11AC40

| | Freq | Cable Loss | Ant Factor | Preamp Factor | Read Level | Level | Limit | Over | Remark |
|---|-------------|------------|------------|---------------|------------|--------|--------|--------|--------|
| | MHz | dB | dB/m | dB | dBuV | dBuV/m | dBuV/m | dB | |
| 1 | 1293.359 | 4.77 | 25.00 | 41.26 | 44.68 | 33.19 | 68.20 | -35.01 | peak |
| 2 | 1606.441 | 5.34 | 26.28 | 41.47 | 45.57 | 35.72 | 74.00 | -38.28 | peak |
| 3 | 3405.929 | 6.38 | 31.56 | 42.20 | 46.61 | 42.35 | 68.20 | -25.85 | peak |
| 4 | 4133.699 | 7.14 | 32.95 | 42.35 | 47.77 | 45.51 | 74.00 | -28.49 | peak |
| 5 | pp10380.000 | 11.21 | 37.75 | 37.47 | 37.96 | 49.45 | 68.20 | -18.75 | peak |
| 6 | 15570.000 | 14.35 | 40.74 | 39.03 | 34.86 | 50.92 | 74.00 | -23.08 | peak |



Mode:g; Polarization:Horizontal; Modulation:802.11ac; bandwidth:40MHz; Channel:High



Condition: 3m HORIZONTAL

Job No : 02324CR

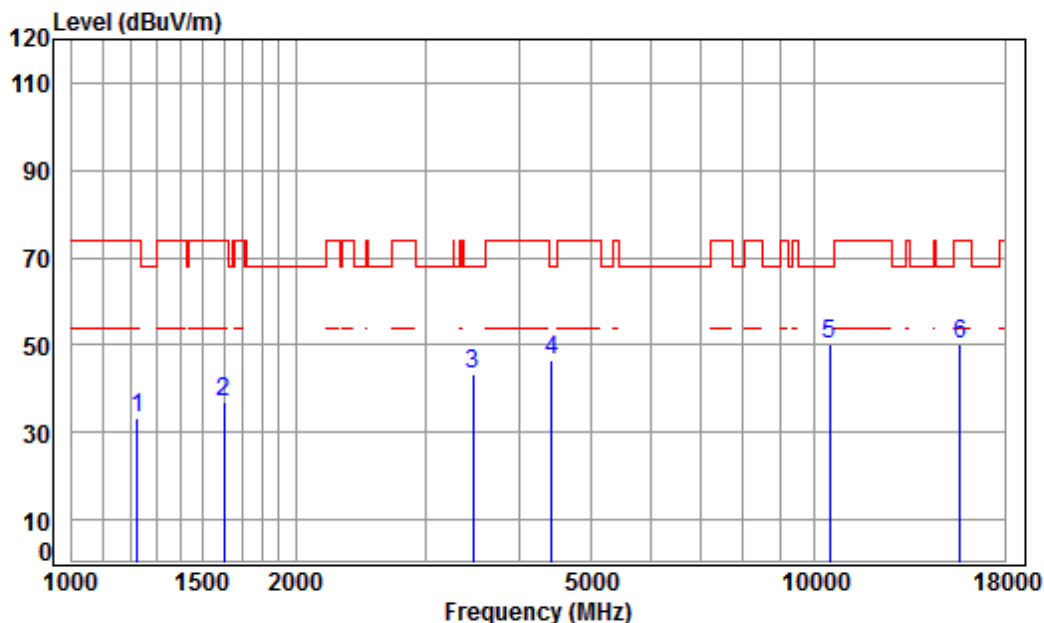
Mode : 5230 TX RSE

Note : 5G WIFI 11AC40

| | Freq | Cable Loss | Ant Factor | Preamp Factor | Read Level | Level | Limit | Over | Remark |
|---|-------------|------------|------------|---------------|------------|--------|--------|--------|--------|
| | MHz | dB | dB/m | dB | dBuV | dBuV/m | dBuV/m | dB | |
| 1 | 1297.103 | 4.79 | 25.01 | 41.26 | 44.35 | 32.89 | 68.20 | -35.31 | peak |
| 2 | 1569.721 | 5.39 | 26.12 | 41.45 | 46.51 | 36.57 | 74.00 | -37.43 | peak |
| 3 | 3465.510 | 6.43 | 31.65 | 42.21 | 46.77 | 42.64 | 68.20 | -25.56 | peak |
| 4 | 4443.453 | 7.50 | 33.50 | 42.41 | 46.72 | 45.31 | 68.20 | -22.89 | peak |
| 5 | pp10460.000 | 11.26 | 37.72 | 37.52 | 39.40 | 50.86 | 68.20 | -17.34 | peak |
| 6 | 15690.000 | 14.53 | 40.82 | 39.14 | 34.02 | 50.23 | 74.00 | -23.77 | peak |



Mode:g; Polarization:Vertical; Modulation:802.11ac; bandwidth:40MHz; Channel:High

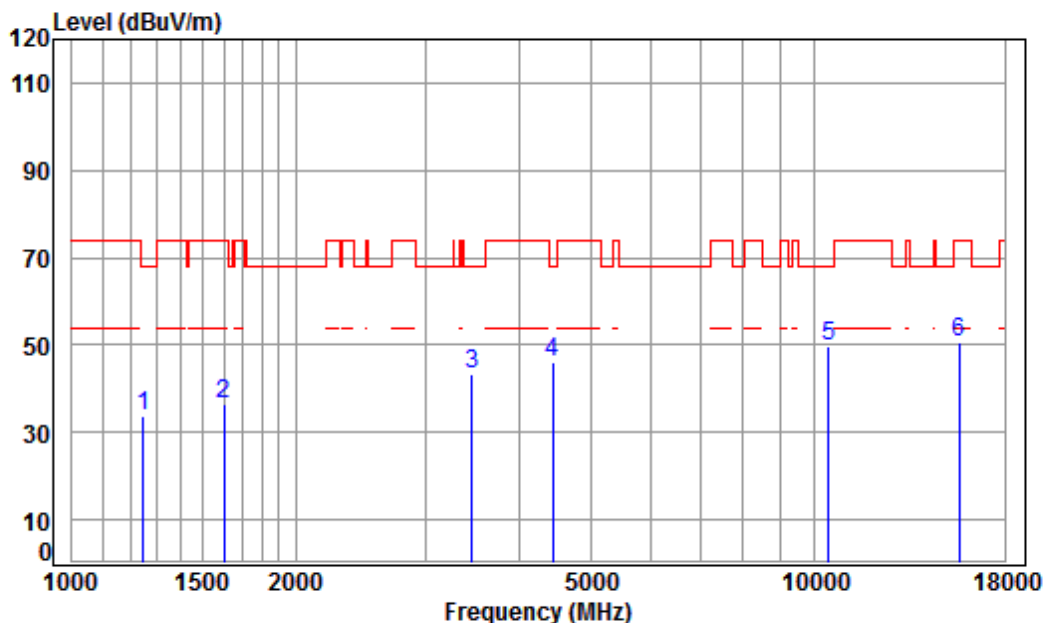


Condition: 3m VERTICAL
Job No : 02324CR
Mode : 5230 TX RSE
Note : 5G WIFI 11AC40

| | Freq | Cable Loss | Ant Factor | Preamp Factor | Read Level | Level | Limit | Over | Remark |
|---|-------------|------------|------------|---------------|------------|--------|--------|--------|--------|
| | MHz | dB | dB/m | dB | dBuV | dBuV/m | dBuV/m | dB | |
| 1 | 1224.247 | 4.51 | 24.70 | 41.20 | 45.33 | 33.34 | 74.00 | -40.66 | peak |
| 2 | 1601.804 | 5.35 | 26.26 | 41.47 | 46.66 | 36.80 | 74.00 | -37.20 | peak |
| 3 | 3465.510 | 6.43 | 31.65 | 42.21 | 47.41 | 43.28 | 68.20 | -24.92 | peak |
| 4 | 4417.841 | 7.47 | 33.46 | 42.40 | 47.93 | 46.46 | 68.20 | -21.74 | peak |
| 5 | pp10460.000 | 11.26 | 37.72 | 37.52 | 38.60 | 50.06 | 68.20 | -18.14 | peak |
| 6 | 15690.000 | 14.53 | 40.82 | 39.14 | 33.96 | 50.17 | 74.00 | -23.83 | peak |



Mode:g; Polarization:Horizontal; Modulation:802.11ac; bandwidth:80MHz; Channel:middle



Condition: 3m HORIZONTAL

Job No : 02324CR

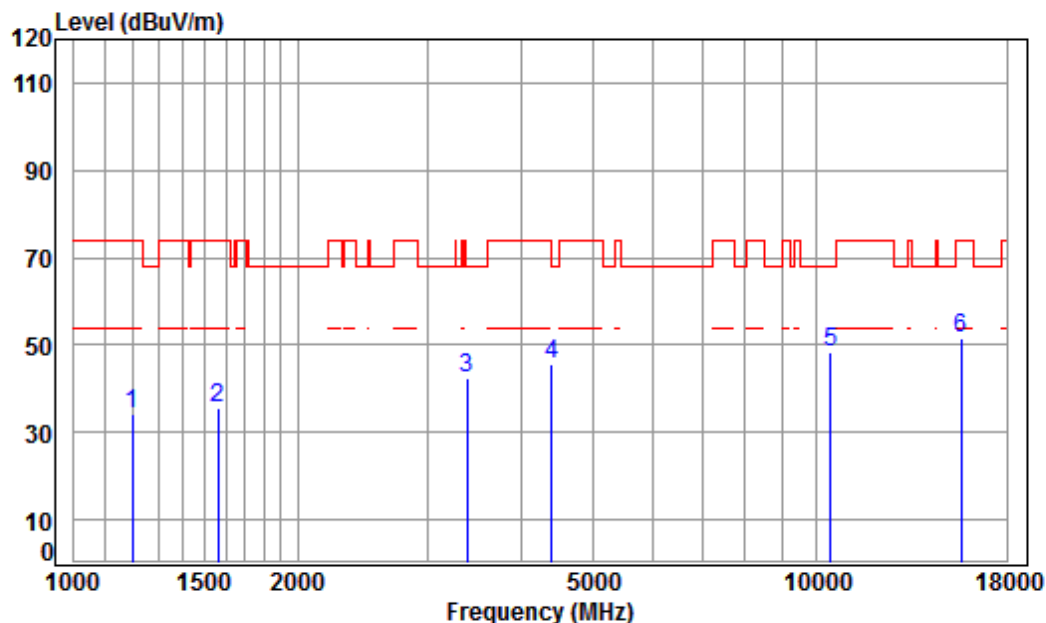
Mode : 5210 TX RSE

Note : 5G WIFI 11AC80

| | Freq | Cable Loss | Ant Factor | Preamp Factor | Read Level | Level | Limit | Over | Remark |
|---|-------------|------------|------------|---------------|------------|--------|--------|--------|--------|
| | MHz | dB | dB/m | dB | dBuV | dBuV/m | dBuV/m | dB | |
| 1 | 1249.269 | 4.61 | 24.81 | 41.22 | 45.59 | 33.79 | 68.20 | -34.41 | peak |
| 2 | 1601.804 | 5.35 | 26.26 | 41.47 | 46.17 | 36.31 | 74.00 | -37.69 | peak |
| 3 | 3455.508 | 6.42 | 31.63 | 42.21 | 47.34 | 43.18 | 68.20 | -25.02 | peak |
| 4 | 4430.628 | 7.48 | 33.48 | 42.41 | 47.53 | 46.08 | 68.20 | -22.12 | peak |
| 5 | pp10420.000 | 11.24 | 37.73 | 37.49 | 38.38 | 49.86 | 68.20 | -18.34 | peak |
| 6 | 15630.000 | 14.44 | 40.78 | 39.09 | 34.65 | 50.78 | 74.00 | -23.22 | peak |



Mode:g; Polarization:Vertical; Modulation:802.11ac; bandwidth:80MHz; Channel:middle



Condition: 3m VERTICAL

Job No : 02324CR

Mode : 5210 TX RSE

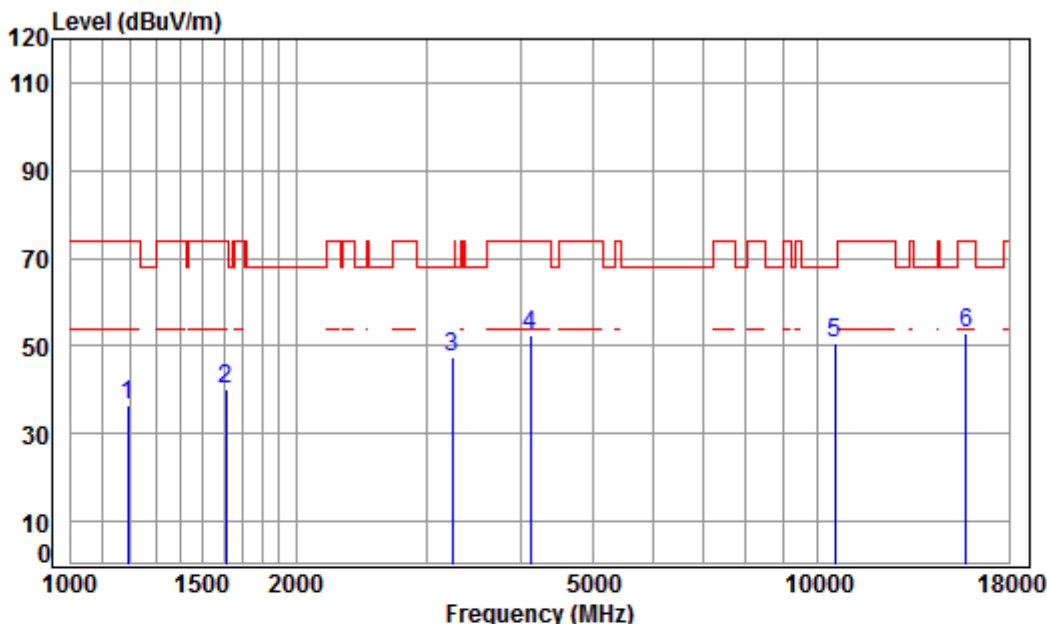
Note : 5G WIFI 11AC80

| | Freq | Cable Loss | Ant Factor | Preamp Factor | Read Level | Level | Limit | Over | Remark |
|---|-------------|------------|------------|---------------|------------|--------|--------|--------|--------|
| | MHz | dB | dB/m | dB | dBuV | dBuV/m | dBuV/m | dB | |
| 1 | 1199.726 | 4.42 | 24.59 | 41.18 | 46.57 | 34.40 | 74.00 | -39.60 | peak |
| 2 | 1565.191 | 5.39 | 26.10 | 41.45 | 45.69 | 35.73 | 74.00 | -38.27 | peak |
| 3 | 3376.523 | 6.35 | 31.51 | 42.19 | 46.97 | 42.64 | 68.20 | -25.56 | peak |
| 4 | 4392.376 | 7.44 | 33.42 | 42.40 | 47.32 | 45.78 | 74.00 | -28.22 | peak |
| 5 | pp10420.000 | 11.24 | 37.73 | 37.49 | 37.07 | 48.55 | 68.20 | -19.65 | peak |
| 6 | 15630.000 | 14.44 | 40.78 | 39.09 | 35.31 | 51.44 | 74.00 | -22.56 | peak |



Band 2A:

Mode:h; Polarization:Horizontal; Modulation:802.11a; bandwidth:20MHz; Channel:Low



Condition: 3m HORIZONTAL

Job No : 02324CR

Mode : 5260 TX RSE

Note : 5G WIFI 11A

| | Freq | Cable Loss | Ant Factor | Preamp Factor | Read Level | Level | Limit | Over | Remark |
|---|-------------|------------|------------|---------------|------------|--------|--------|--------|--------|
| | MHz | dB | dB/m | dB | dBuV | dBuV/m | dBuV/m | dB | |
| 1 | 1192.811 | 4.39 | 24.56 | 38.70 | 46.42 | 36.67 | 74.00 | -37.33 | peak |
| 2 | 1611.091 | 5.34 | 26.30 | 38.70 | 47.08 | 40.02 | 74.00 | -33.98 | peak |
| 3 | 3242.619 | 6.22 | 31.30 | 37.88 | 48.00 | 47.64 | 68.20 | -20.56 | peak |
| 4 | 4121.768 | 7.13 | 32.93 | 38.11 | 50.46 | 52.41 | 74.00 | -21.59 | peak |
| 5 | pp10520.000 | 11.30 | 37.70 | 36.35 | 38.14 | 50.79 | 68.20 | -17.41 | peak |
| 6 | 15780.000 | 14.66 | 40.87 | 37.95 | 35.43 | 53.01 | 74.00 | -20.99 | peak |

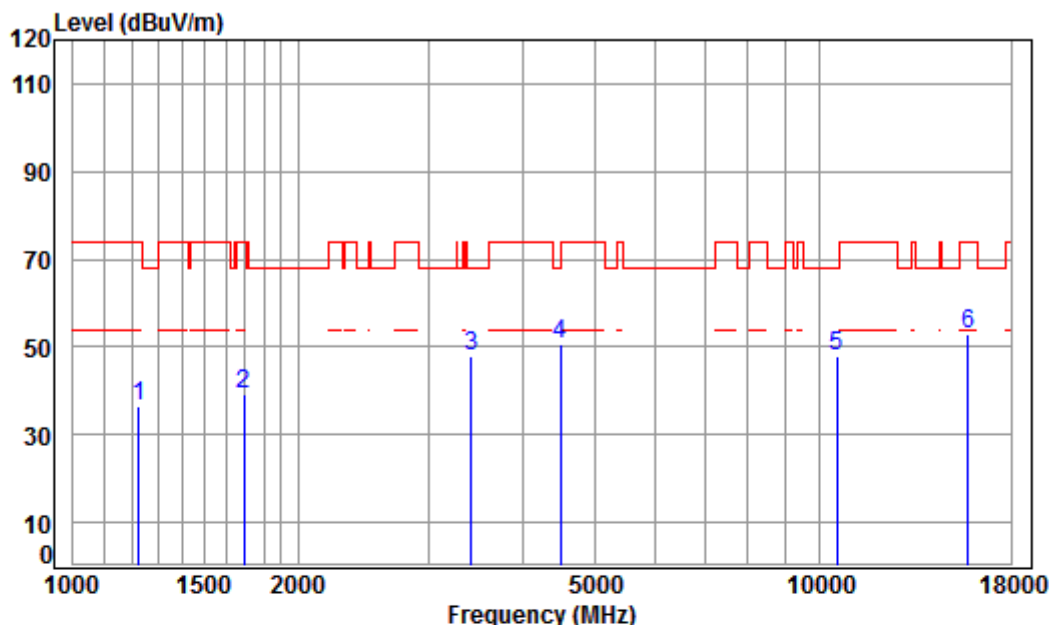


SGS-CSTC Standards Technical Services Co., Ltd.
Shenzhen Branch

Report No.: SZEM180300232405

Page: 79 of 637

Mode:h; Polarization:Vertical; Modulation:802.11a; bandwidth:20MHz; Channel:Low



Condition: 3m VERTICAL

Job No : 02324CR

Mode : 5260 TX RSE

Note : 5G WIFI 11A

| | Freq | Cable Loss | Ant Factor | Preamp Factor | Read Level | Level | Limit | Over Limit | Remark |
|------|-----------|------------|------------|---------------|------------|--------|--------|------------|--------|
| | MHz | dB | dB/m | dB | dBuV | dBuV/m | dBuV/m | dB | |
| 1 | 1224.247 | 4.51 | 24.70 | 38.70 | 45.97 | 36.48 | 74.00 | -37.52 | peak |
| 2 | 1692.231 | 5.24 | 26.64 | 38.70 | 46.14 | 39.32 | 74.00 | -34.68 | peak |
| 3 | 3415.787 | 6.38 | 31.57 | 37.94 | 47.95 | 47.96 | 68.20 | -20.24 | peak |
| 4 pp | 4495.125 | 7.55 | 33.59 | 38.15 | 47.74 | 50.73 | 68.20 | -17.47 | peak |
| 5 | 10520.000 | 11.30 | 37.70 | 36.35 | 35.08 | 47.73 | 68.20 | -20.47 | peak |
| 6 | 15780.000 | 14.66 | 40.87 | 37.95 | 35.34 | 52.92 | 74.00 | -21.08 | peak |

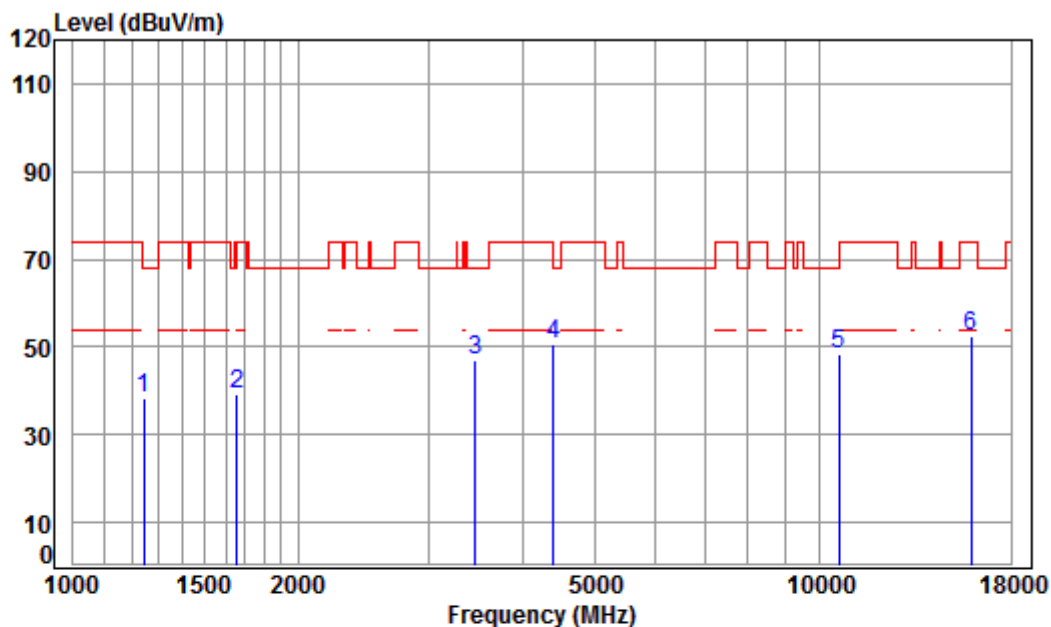


SGS-CSTC Standards Technical Services Co., Ltd.
Shenzhen Branch

Report No.: SZEM180300232405

Page: 80 of 637

Mode:h; Polarization:Horizontal; Modulation:802.11a; bandwidth:20MHz; Channel:middle



Condition: 3m HORIZONTAL

Job No : 02324CR

Mode : 5300 TX RSE

Note : 5G WIFI 11A

| | Freq | Cable Loss | Ant Factor | Preamp Factor | Read Level | Level | Limit | Over Limit | Remark |
|---|-------------|------------|------------|---------------|------------|--------|--------|------------|--------|
| | MHz | dB | dB/m | dB | dBuV | dBuV/m | dBuV/m | dB | |
| 1 | 1245.663 | 4.60 | 24.79 | 38.70 | 47.58 | 38.27 | 68.20 | -29.93 | peak |
| 2 | 1658.337 | 5.28 | 26.50 | 38.70 | 46.06 | 39.14 | 68.20 | -29.06 | peak |
| 3 | 3455.508 | 6.42 | 31.63 | 37.95 | 46.99 | 47.09 | 68.20 | -21.11 | peak |
| 4 | 4392.376 | 7.44 | 33.42 | 38.14 | 48.15 | 50.87 | 74.00 | -23.13 | peak |
| 5 | pp10600.000 | 11.36 | 37.72 | 36.36 | 35.55 | 48.27 | 68.20 | -19.93 | peak |
| 6 | 15900.000 | 14.84 | 40.94 | 37.87 | 34.38 | 52.29 | 74.00 | -21.71 | peak |

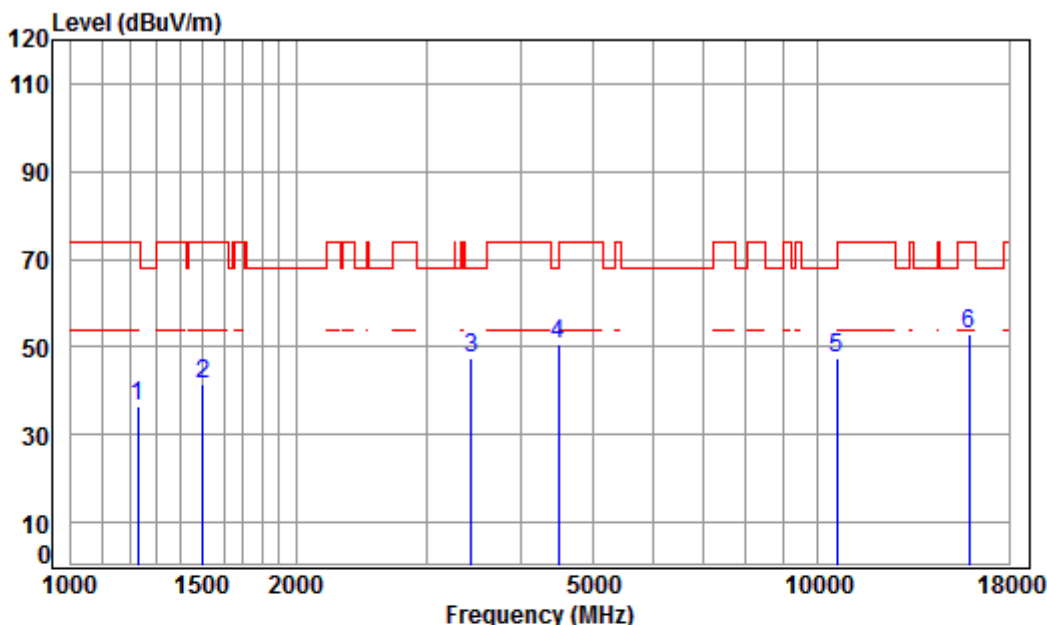


SGS-CSTC Standards Technical Services Co., Ltd.
Shenzhen Branch

Report No.: SZEM180300232405

Page: 81 of 637

Mode:h; Polarization:Vertical; Modulation:802.11a; bandwidth:20MHz; Channel:middle



Condition: 3m VERTICAL

Job No : 02324CR

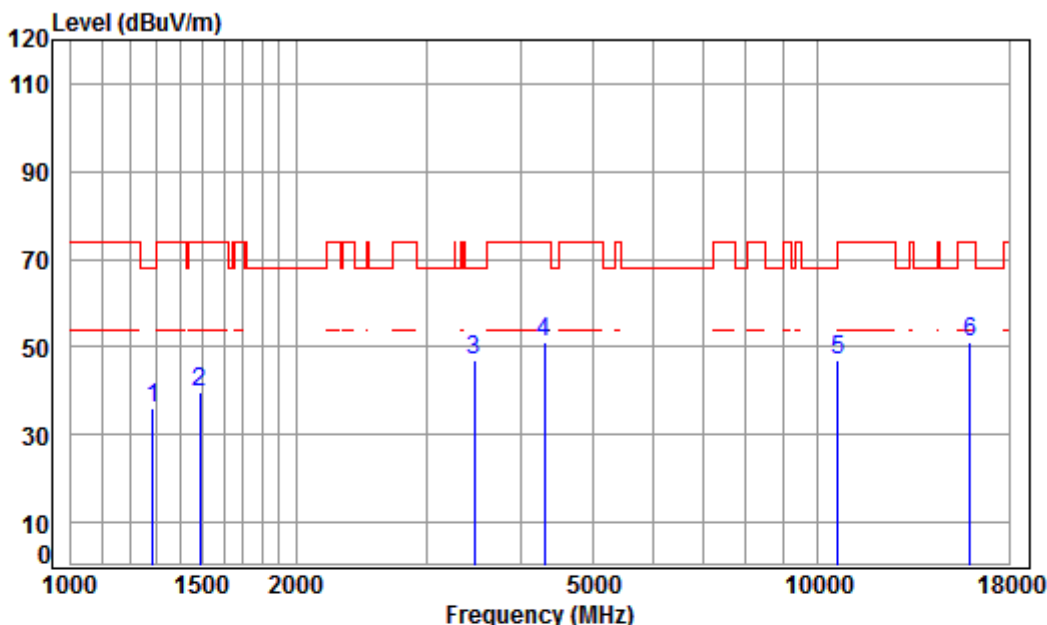
Mode : 5300 TX RSE

Note : 5G WIFI 11A

| | Freq | Cable Loss | Ant Factor | Preamp Factor | Read Level | Level | Limit | Over Limit | Remark |
|------|-----------|------------|------------|---------------|------------|--------|--------|------------|--------|
| | MHz | dB | dB/m | dB | dBuV | dBuV/m | dBuV/m | dB | |
| 1 | 1227.791 | 4.53 | 24.71 | 38.70 | 45.85 | 36.39 | 74.00 | -37.61 | peak |
| 2 | 1503.119 | 5.48 | 25.81 | 38.70 | 48.71 | 41.30 | 74.00 | -32.70 | peak |
| 3 | 3435.590 | 6.40 | 31.60 | 37.94 | 47.48 | 47.54 | 68.20 | -20.66 | peak |
| 4 pp | 4495.125 | 7.55 | 33.59 | 38.15 | 47.84 | 50.83 | 68.20 | -17.37 | peak |
| 5 | 10600.000 | 11.36 | 37.72 | 36.36 | 34.92 | 47.64 | 68.20 | -20.56 | peak |
| 6 | 15900.000 | 14.84 | 40.94 | 37.87 | 34.92 | 52.83 | 74.00 | -21.17 | peak |



Mode:h; Polarization:Horizontal; Modulation:802.11a; bandwidth:20MHz; Channel:High



Condition: 3m HORIZONTAL

Job No : 02324CR

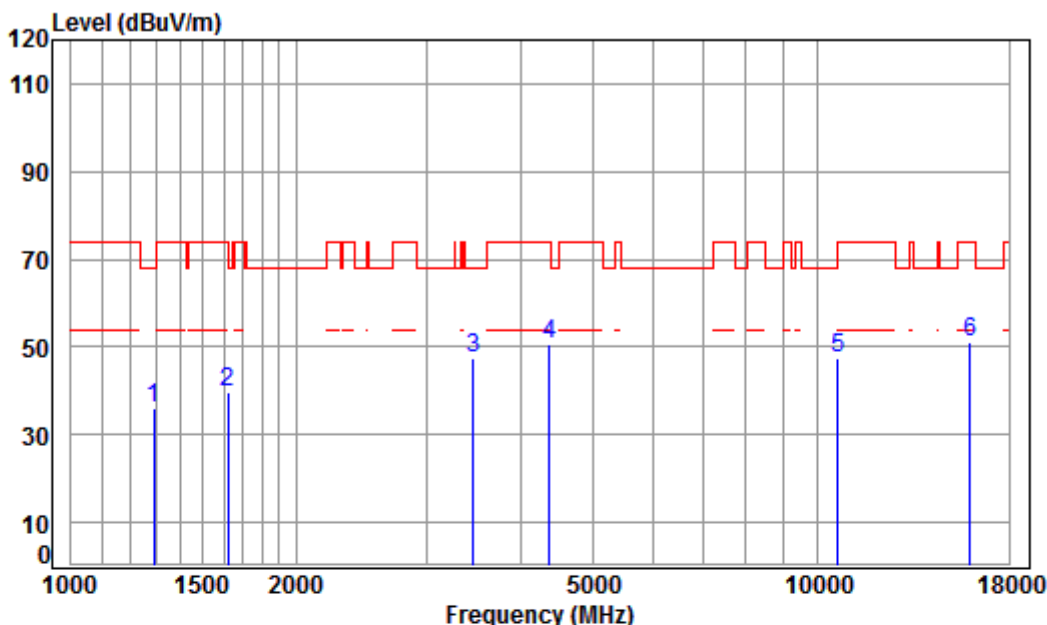
Mode : 5320 TX RSE

Note : 5G WIFI 11A

| | Freq | Cable Loss | Ant Factor | Preamp Factor | Read Level | Level | Limit | Over Limit | Remark |
|------|-----------|------------|------------|---------------|------------|--------|--------|------------|--------|
| | MHz | dB | dB/m | dB | dBuV | dBuV/m | dBuV/m | dB | |
| 1 | 1285.904 | 4.75 | 24.96 | 38.70 | 44.96 | 35.97 | 68.20 | -32.23 | peak |
| 2 | 1485.841 | 5.43 | 25.75 | 38.70 | 47.03 | 39.51 | 74.00 | -34.49 | peak |
| 3 pp | 3465.510 | 6.43 | 31.65 | 37.95 | 46.99 | 47.12 | 68.20 | -21.08 | peak |
| 4 | 4304.400 | 7.34 | 33.26 | 38.13 | 48.66 | 51.13 | 74.00 | -22.87 | peak |
| 5 | 10640.000 | 11.39 | 37.73 | 36.37 | 34.35 | 47.10 | 74.00 | -26.90 | peak |
| 6 | 15960.000 | 14.93 | 40.98 | 37.83 | 33.03 | 51.11 | 74.00 | -22.89 | peak |



Mode:h; Polarization:Vertical; Modulation:802.11a; bandwidth:20MHz; Channel:High



Condition: 3m VERTICAL

Job No : 02324CR

Mode : 5320 TX RSE

Note : 5G WIFI 11A

| | Freq | Cable Loss | Ant Factor | Preamp Factor | Read Level | Level | Limit | Over Limit | Remark |
|------|-----------|------------|------------|---------------|------------|--------|--------|------------|--------|
| | MHz | dB | dB/m | dB | dBuV | dBuV/m | dBuV/m | dB | |
| 1 | 1289.627 | 4.76 | 24.98 | 38.70 | 45.15 | 36.19 | 68.20 | -32.01 | peak |
| 2 | 1620.431 | 5.32 | 26.34 | 38.70 | 46.52 | 39.48 | 74.00 | -34.52 | peak |
| 3 pp | 3455.508 | 6.42 | 31.63 | 37.95 | 47.15 | 47.25 | 68.20 | -20.95 | peak |
| 4 | 4367.058 | 7.41 | 33.37 | 38.14 | 47.86 | 50.50 | 74.00 | -23.50 | peak |
| 5 | 10640.000 | 11.39 | 37.73 | 36.37 | 34.57 | 47.32 | 74.00 | -26.68 | peak |
| 6 | 15960.000 | 14.93 | 40.98 | 37.83 | 33.02 | 51.10 | 74.00 | -22.90 | peak |

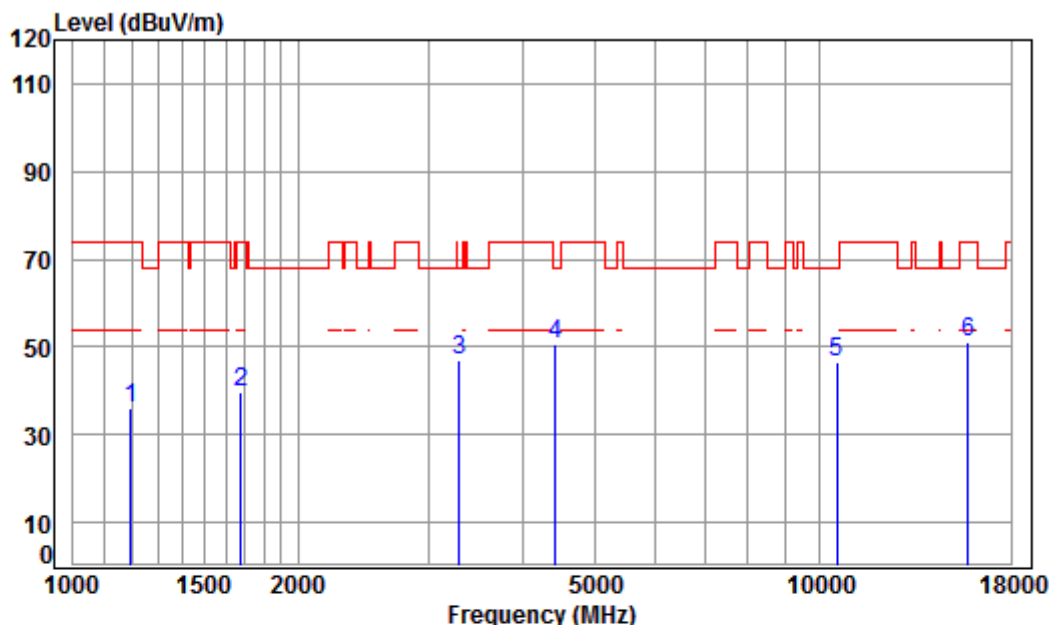


SGS-CSTC Standards Technical Services Co., Ltd.
Shenzhen Branch

Report No.: SZEM180300232405

Page: 84 of 637

Mode:h; Polarization:Horizontal; Modulation:802.11n; bandwidth:20MHz; Channel:Low



Condition: 3m HORIZONTAL

Job No : 02324CR

Mode : 5260 TX RSE

Note : 5G WIFI 11N20

| | Freq | Cable Loss | Ant Factor | Preamp Factor | Read Level | Level | Limit | Over Limit | Remark |
|------|-----------|------------|------------|---------------|------------|--------|--------|------------|--------|
| | MHz | dB | dB/m | dB | dBuV | dBuV/m | dBuV/m | dB | |
| 1 | 1196.264 | 4.40 | 24.57 | 38.70 | 46.00 | 36.27 | 74.00 | -37.73 | peak |
| 2 | 1677.621 | 5.25 | 26.58 | 38.70 | 46.41 | 39.54 | 74.00 | -34.46 | peak |
| 3 | 3289.821 | 6.27 | 31.38 | 37.90 | 47.17 | 46.92 | 68.20 | -21.28 | peak |
| 4 pp | 4417.841 | 7.47 | 33.46 | 38.14 | 48.02 | 50.81 | 68.20 | -17.39 | peak |
| 5 | 10520.000 | 11.30 | 37.70 | 36.35 | 34.04 | 46.69 | 68.20 | -21.51 | peak |
| 6 | 15780.000 | 14.66 | 40.87 | 37.95 | 33.51 | 51.09 | 74.00 | -22.91 | peak |

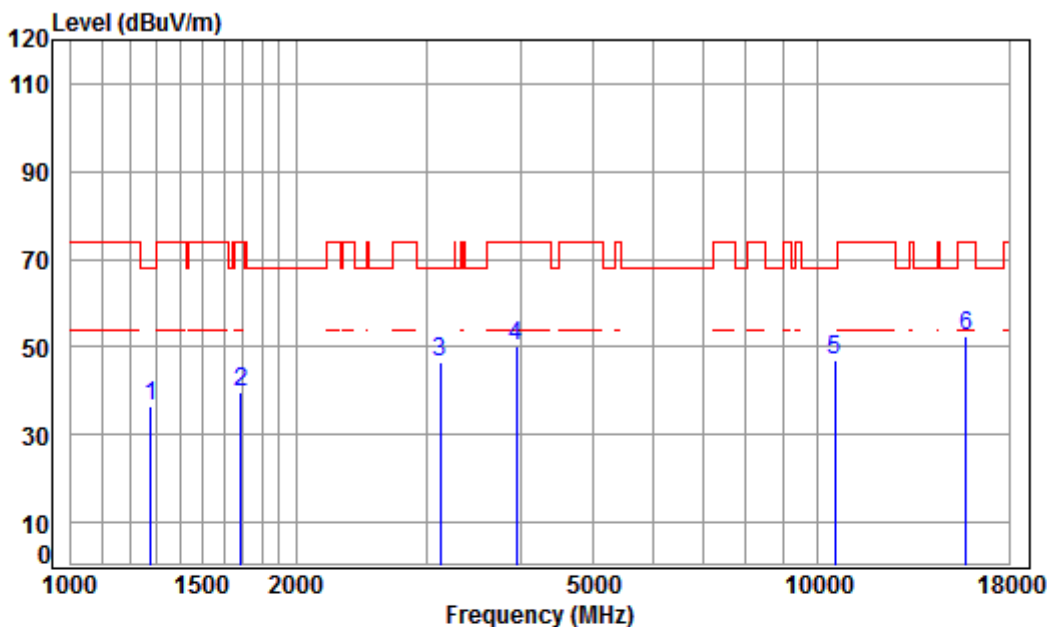


SGS-CSTC Standards Technical Services Co., Ltd.
Shenzhen Branch

Report No.: SZEM180300232405

Page: 85 of 637

Mode:h; Polarization:Vertical; Modulation:802.11n; bandwidth:20MHz; Channel:Low



Condition: 3m VERTICAL

Job No : 02324CR

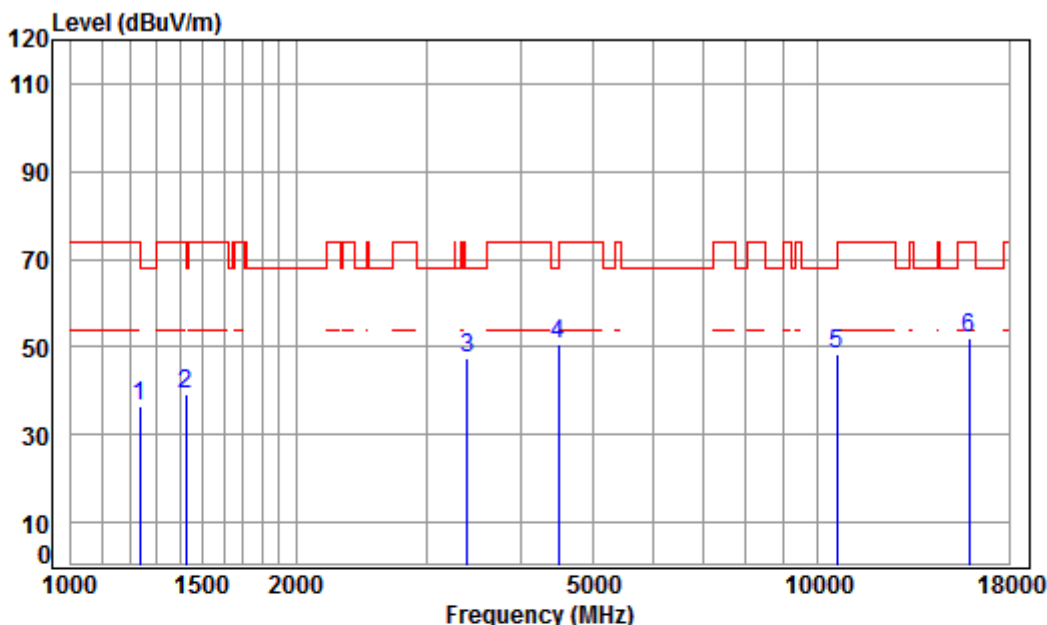
Mode : 5260 TX RSE

Note : 5G WIFI 11N20

| | Freq | Cable Loss | Ant Factor | Preamp Factor | Read Level | Level | Limit | Over Limit | Remark |
|---|-------------|------------|------------|---------------|------------|--------|--------|------------|--------|
| | MHz | dB | dB/m | dB | dBuV | dBuV/m | dBuV/m | dB | |
| 1 | 1278.492 | 4.72 | 24.93 | 38.70 | 45.64 | 36.59 | 68.20 | -31.61 | peak |
| 2 | 1687.347 | 5.24 | 26.62 | 38.70 | 46.64 | 39.80 | 74.00 | -34.20 | peak |
| 3 | 3123.039 | 6.11 | 31.11 | 37.84 | 46.97 | 46.35 | 68.20 | -21.85 | peak |
| 4 | 3946.885 | 6.93 | 32.60 | 38.09 | 48.83 | 50.27 | 74.00 | -23.73 | peak |
| 5 | pp10520.000 | 11.30 | 37.70 | 36.35 | 34.14 | 46.79 | 68.20 | -21.41 | peak |
| 6 | 15780.000 | 14.66 | 40.87 | 37.95 | 34.97 | 52.55 | 74.00 | -21.45 | peak |



Mode:h; Polarization:Horizontal; Modulation:802.11n; bandwidth:20MHz; Channel:middle



Condition: 3m HORIZONTAL

Job No : 02324CR

Mode : 5300 TX RSE

Note : 5G WIFI 11N20

| | Freq | Cable Loss | Ant Factor | Preamp Factor | Read Level | Level | Limit | Over Limit | Remark |
|------|-----------|------------|------------|---------------|------------|--------|--------|------------|--------|
| | MHz | dB | dB/m | dB | dBuV | dBuV/m | dBuV/m | dB | |
| 1 | 1234.909 | 4.55 | 24.74 | 38.70 | 45.92 | 36.51 | 74.00 | -37.49 | peak |
| 2 | 1426.916 | 5.24 | 25.53 | 38.70 | 47.11 | 39.18 | 74.00 | -34.82 | peak |
| 3 | 3396.098 | 6.37 | 31.54 | 37.93 | 47.63 | 47.61 | 68.20 | -20.59 | peak |
| 4 pp | 4495.125 | 7.55 | 33.59 | 38.15 | 47.58 | 50.57 | 68.20 | -17.63 | peak |
| 5 | 10600.000 | 11.36 | 37.72 | 36.36 | 35.51 | 48.23 | 68.20 | -19.97 | peak |
| 6 | 15900.000 | 14.84 | 40.94 | 37.87 | 34.21 | 52.12 | 74.00 | -21.88 | peak |

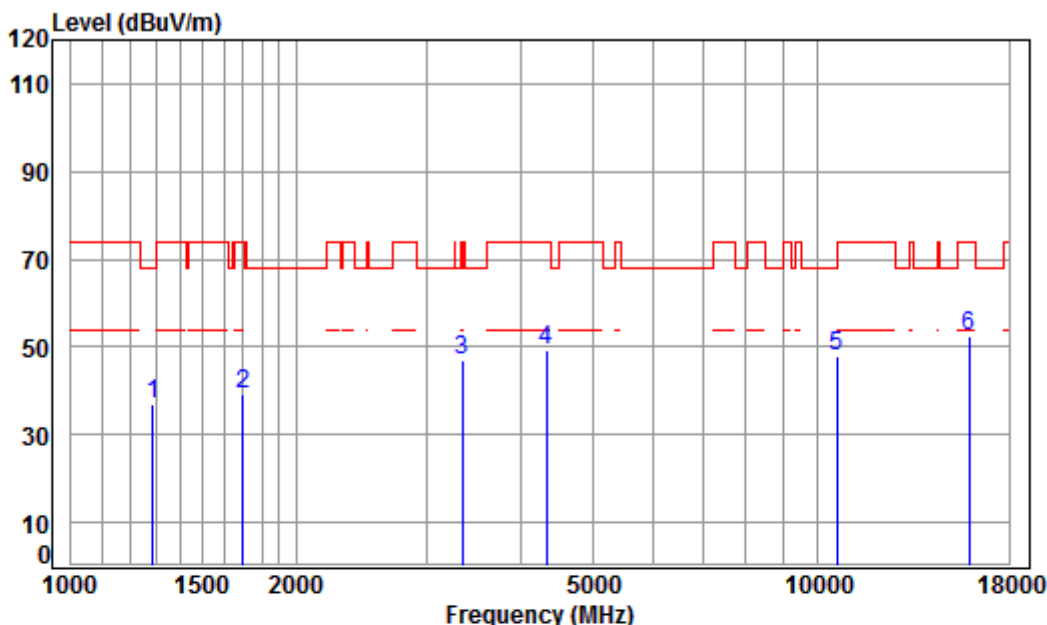


SGS-CSTC Standards Technical Services Co., Ltd.
Shenzhen Branch

Report No.: SZEM180300232405

Page: 87 of 637

Mode:h; Polarization:Vertical; Modulation:802.11n; bandwidth:20MHz; Channel:middle



Condition: 3m VERTICAL

Job No : 02324CR

Mode : 5300 TX RSE

Note : 5G WIFI 11N20

| | Freq | Cable Loss | Ant Factor | Preamp Factor | Read Level | Level | Limit | Over Limit | Remark |
|---|-------------|------------|------------|---------------|------------|--------|--------|------------|--------|
| | MHz | dB | dB/m | dB | dBuV | dBuV/m | dBuV/m | dB | |
| 1 | 1285.904 | 4.75 | 24.96 | 38.70 | 45.81 | 36.82 | 68.20 | -31.38 | peak |
| 2 | 1697.129 | 5.23 | 26.66 | 38.70 | 45.83 | 39.02 | 74.00 | -34.98 | peak |
| 3 | 3337.710 | 6.31 | 31.45 | 37.91 | 46.95 | 46.80 | 74.00 | -27.20 | peak |
| 4 | 4329.354 | 7.37 | 33.30 | 38.14 | 46.96 | 49.49 | 74.00 | -24.51 | peak |
| 5 | pp10600.000 | 11.36 | 37.72 | 36.36 | 35.13 | 47.85 | 68.20 | -20.35 | peak |
| 6 | 15900.000 | 14.84 | 40.94 | 37.87 | 34.54 | 52.45 | 74.00 | -21.55 | peak |

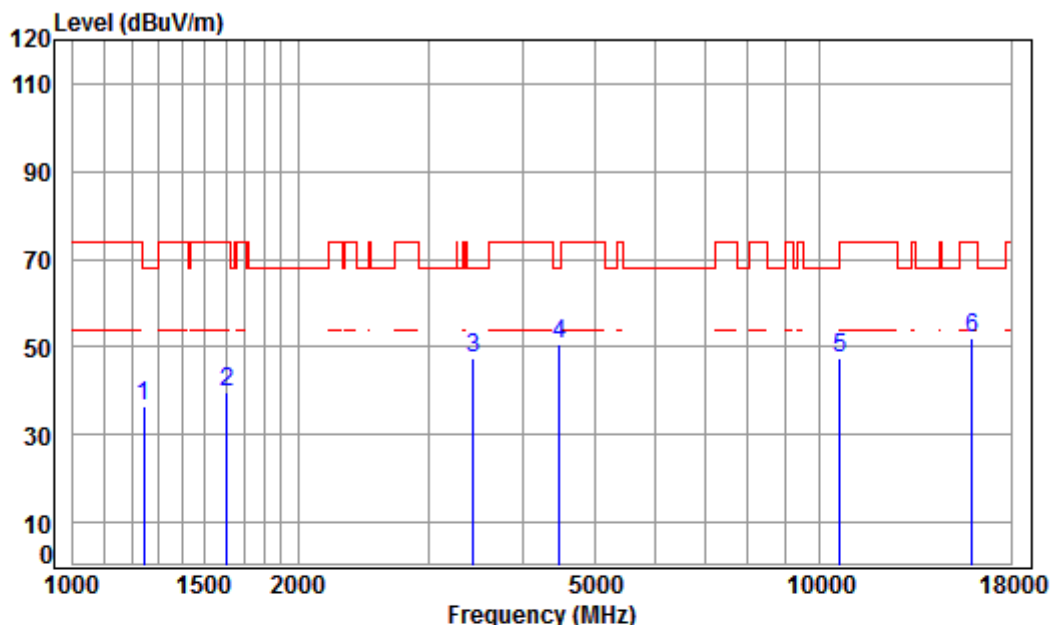


SGS-CSTC Standards Technical Services Co., Ltd.
Shenzhen Branch

Report No.: SZEM180300232405

Page: 88 of 637

Mode:h; Polarization:Horizontal; Modulation:802.11n; bandwidth:20MHz; Channel:High



Condition: 3m HORIZONTAL

Job No : 02324CR

Mode : 5320 TX RSE

Note : 5G WIFI 11N20

| | Freq | Cable Loss | Ant Factor | Preamp Factor | Read Level | Level | Limit | Over Limit | Remark |
|------|-----------|------------|------------|---------------|------------|--------|--------|------------|--------|
| | MHz | dB | dB/m | dB | dBuV | dBuV/m | dBuV/m | dB | |
| 1 | 1245.663 | 4.60 | 24.79 | 38.70 | 45.77 | 36.46 | 68.20 | -31.74 | peak |
| 2 | 1606.441 | 5.34 | 26.28 | 38.70 | 46.64 | 39.56 | 74.00 | -34.44 | peak |
| 3 | 3435.590 | 6.40 | 31.60 | 37.94 | 47.20 | 47.26 | 68.20 | -20.94 | peak |
| 4 pp | 4482.150 | 7.54 | 33.57 | 38.15 | 47.52 | 50.48 | 68.20 | -17.72 | peak |
| 5 | 10640.000 | 11.39 | 37.73 | 36.37 | 34.63 | 47.38 | 74.00 | -26.62 | peak |
| 6 | 15960.000 | 14.93 | 40.98 | 37.83 | 34.15 | 52.23 | 74.00 | -21.77 | peak |

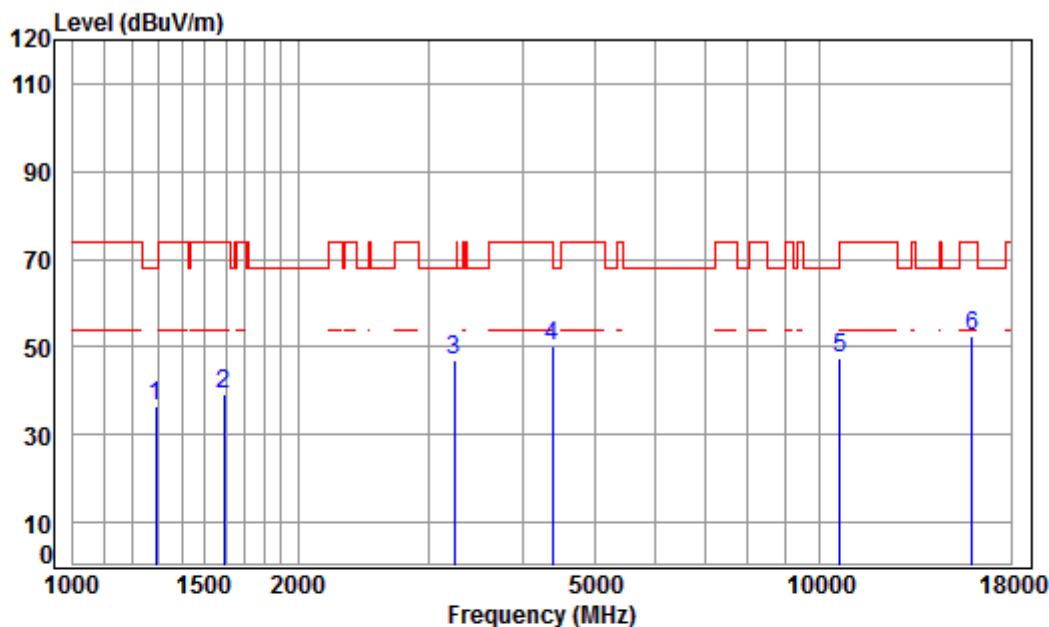


SGS-CSTC Standards Technical Services Co., Ltd.
Shenzhen Branch

Report No.: SZEM180300232405

Page: 89 of 637

Mode:h; Polarization:Vertical; Modulation:802.11n; bandwidth:20MHz; Channel:High



Condition: 3m VERTICAL

Job No : 02324CR

Mode : 5320 TX RSE

Note : 5G WIFI 11N20

| | Freq | Cable Loss | Ant Factor | Preamp Factor | Read Level | Level | Limit | Over | Remark |
|------|-----------|------------|------------|---------------|------------|--------|--------|--------|--------|
| | MHz | dB | dB/m | dB | dBuV | dBuV/m | dBuV/m | dB | |
| 1 | 1289.627 | 4.76 | 24.98 | 38.70 | 45.28 | 36.32 | 68.20 | -31.88 | peak |
| 2 | 1592.571 | 5.36 | 26.22 | 38.70 | 46.13 | 39.01 | 74.00 | -34.99 | peak |
| 3 pp | 3242.619 | 6.22 | 31.30 | 37.88 | 47.21 | 46.85 | 68.20 | -21.35 | peak |
| 4 | 4379.699 | 7.43 | 33.39 | 38.14 | 47.33 | 50.01 | 74.00 | -23.99 | peak |
| 5 | 10640.000 | 11.39 | 37.73 | 36.37 | 34.49 | 47.24 | 74.00 | -26.76 | peak |
| 6 | 15960.000 | 14.93 | 40.98 | 37.83 | 34.27 | 52.35 | 74.00 | -21.65 | peak |

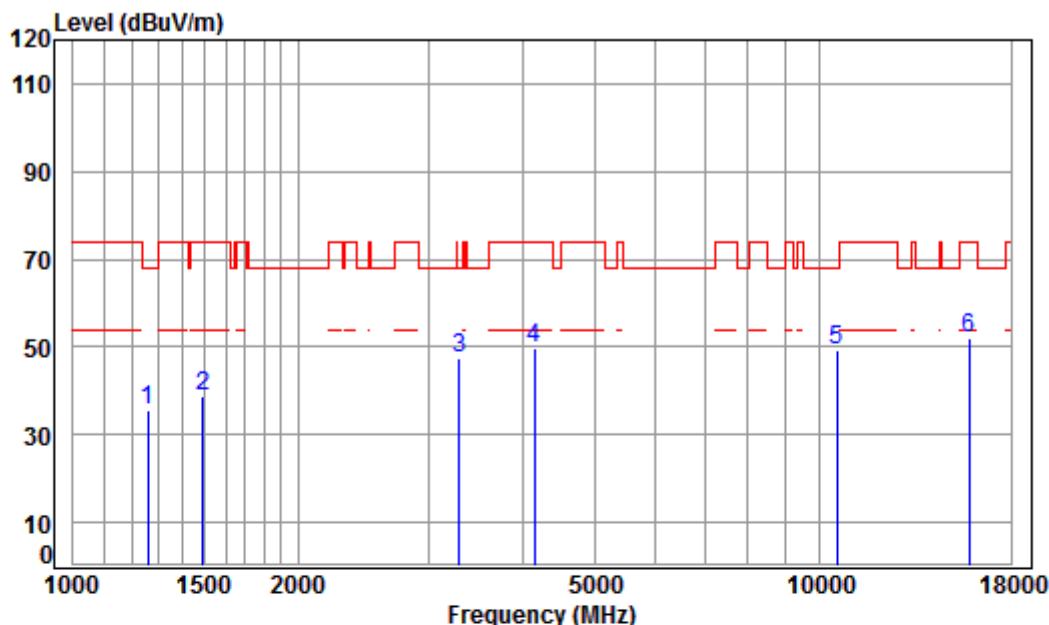


SGS-CSTC Standards Technical Services Co., Ltd.
Shenzhen Branch

Report No.: SZEM180300232405

Page: 90 of 637

Mode:h; Polarization:Horizontal; Modulation:802.11n; bandwidth:40MHz; Channel:Low



Condition: 3m HORIZONTAL

Job No : 02324CR

Mode : 5270 TX RSE

Note : 5G WIFI 11N40

| | Freq | Cable Loss | Ant Factor | Preamp Factor | Read Level | Level | Limit | Over Limit | Remark |
|---|-------------|------------|------------|---------------|------------|--------|--------|------------|--------|
| | MHz | dB | dB/m | dB | dBuV | dBuV/m | dBuV/m | dB | |
| 1 | 1260.149 | 4.65 | 24.85 | 38.70 | 44.91 | 35.71 | 68.20 | -32.49 | peak |
| 2 | 1494.455 | 5.46 | 25.78 | 38.70 | 46.43 | 38.97 | 74.00 | -35.03 | peak |
| 3 | 3289.821 | 6.27 | 31.38 | 37.90 | 47.62 | 47.37 | 68.20 | -20.83 | peak |
| 4 | 4145.664 | 7.16 | 32.97 | 38.12 | 47.87 | 49.88 | 74.00 | -24.12 | peak |
| 5 | pp10540.000 | 11.32 | 37.71 | 36.36 | 36.72 | 49.39 | 68.20 | -18.81 | peak |
| 6 | 15810.000 | 14.71 | 40.89 | 37.93 | 34.18 | 51.85 | 74.00 | -22.15 | peak |

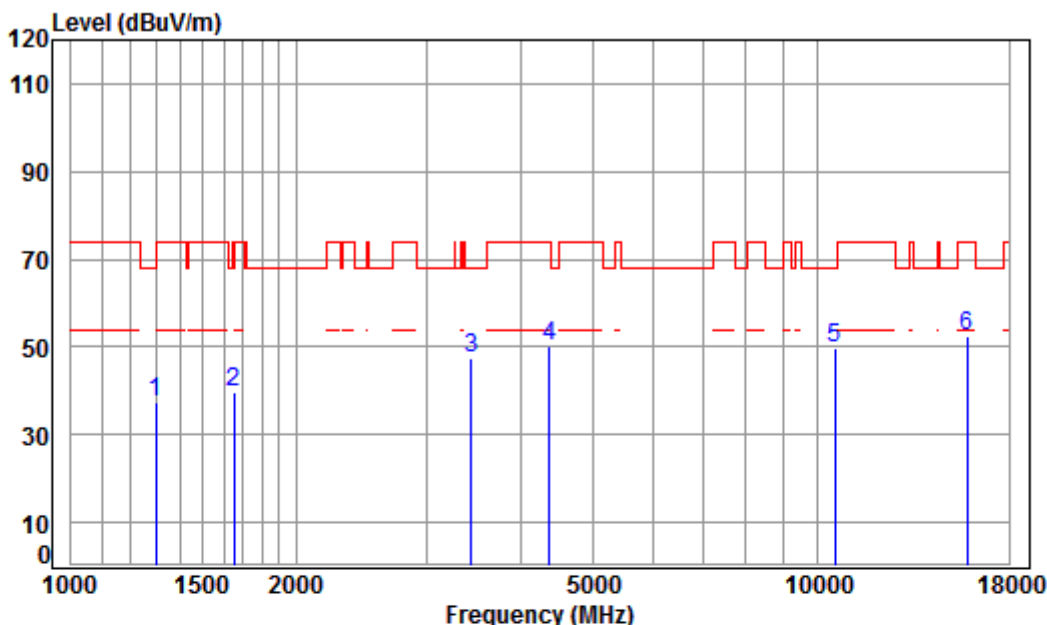


SGS-CSTC Standards Technical Services Co., Ltd.
Shenzhen Branch

Report No.: SZEM180300232405

Page: 91 of 637

Mode:h; Polarization:Vertical; Modulation:802.11n; bandwidth:40MHz; Channel:Low



Condition: 3m VERTICAL

Job No : 02324CR

Mode : 5270 TX RSE

Note : 5G WIFI 11N40

| | Freq | Cable Loss | Ant Factor | Preamp Factor | Read Level | Level | Limit | Over | Remark |
|---|-------------|------------|------------|---------------|------------|--------|--------|--------|--------|
| | MHz | dB | dB/m | dB | dBuV | dBuV/m | dBuV/m | dB | |
| 1 | 1297.103 | 4.79 | 25.01 | 38.70 | 46.15 | 37.25 | 68.20 | -30.95 | peak |
| 2 | 1653.550 | 5.28 | 26.48 | 38.70 | 46.82 | 39.88 | 68.20 | -28.32 | peak |
| 3 | 3435.590 | 6.40 | 31.60 | 37.94 | 47.33 | 47.39 | 68.20 | -20.81 | peak |
| 4 | 4367.058 | 7.41 | 33.37 | 38.14 | 47.76 | 50.40 | 74.00 | -23.60 | peak |
| 5 | pp10540.000 | 11.32 | 37.71 | 36.36 | 37.06 | 49.73 | 68.20 | -18.47 | peak |
| 6 | 15810.000 | 14.71 | 40.89 | 37.93 | 34.89 | 52.56 | 74.00 | -21.44 | peak |

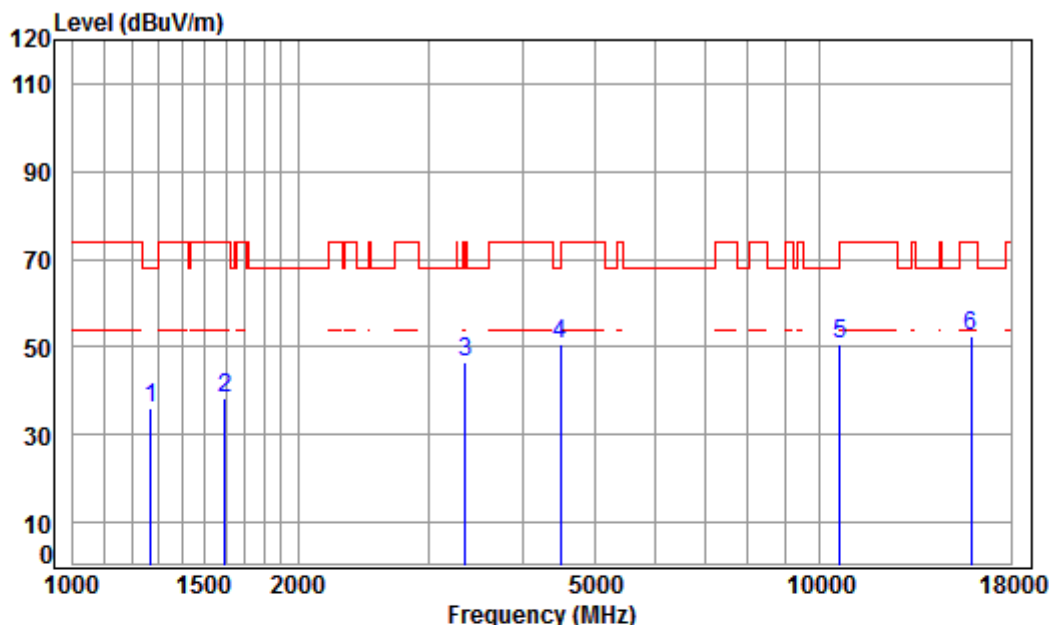


SGS-CSTC Standards Technical Services Co., Ltd.
Shenzhen Branch

Report No.: SZEM180300232405

Page: 92 of 637

Mode:h; Polarization:Horizontal; Modulation:802.11n; bandwidth:40MHz; Channel:High



Condition: 3m HORIZONTAL

Job No : 02324CR

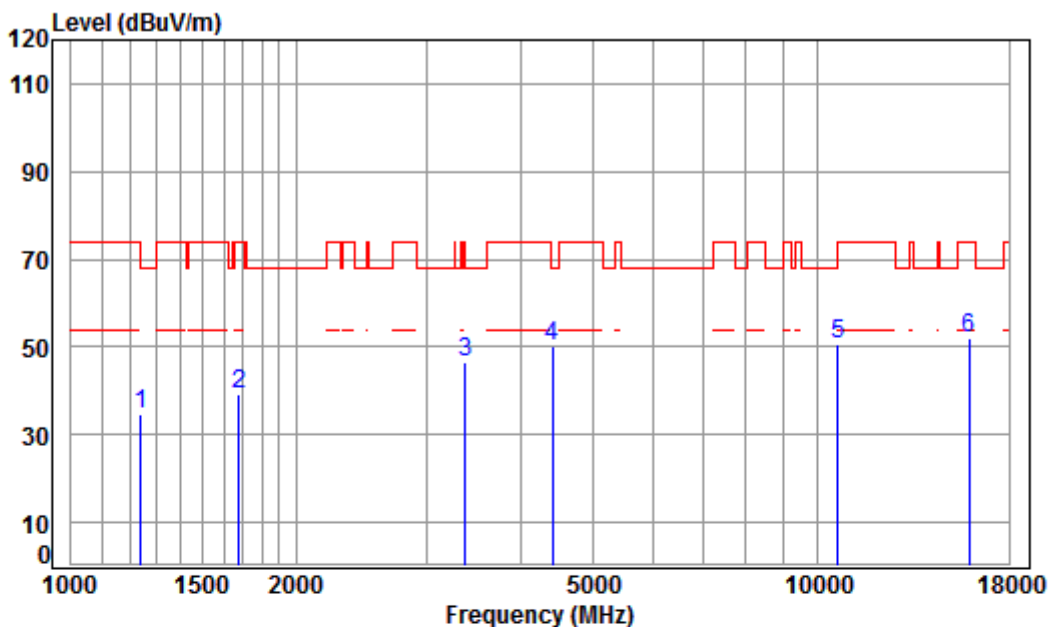
Mode : 5310 TX RSE

Note : 5G WIFI 11N40

| | Freq | Cable Loss | Ant Factor | Preamp Factor | Read Level | Level | Limit | Over Limit | Remark |
|------|-----------|------------|------------|---------------|------------|--------|--------|------------|--------|
| | MHz | dB | dB/m | dB | dBuV | dBuV/m | dBuV/m | dB | |
| 1 | 1271.123 | 4.69 | 24.90 | 38.70 | 44.99 | 35.88 | 68.20 | -32.32 | peak |
| 2 | 1597.181 | 5.35 | 26.24 | 38.70 | 45.46 | 38.35 | 74.00 | -35.65 | peak |
| 3 | 3347.371 | 6.32 | 31.47 | 37.91 | 46.80 | 46.68 | 74.00 | -27.32 | peak |
| 4 pp | 4495.125 | 7.55 | 33.59 | 38.15 | 47.49 | 50.48 | 68.20 | -17.72 | peak |
| 5 | 10620.000 | 11.37 | 37.72 | 36.36 | 37.79 | 50.52 | 74.00 | -23.48 | peak |
| 6 | 15930.000 | 14.89 | 40.96 | 37.85 | 34.38 | 52.38 | 74.00 | -21.62 | peak |



Mode:h; Polarization:Vertical; Modulation:802.11n; bandwidth:40MHz; Channel:High



Condition: 3m VERTICAL

Job No : 02324CR

Mode : 5310 TX RSE

Note : 5G WIFI 11N40

| | Freq | Cable Loss | Ant Factor | Preamp Factor | Read Level | Level | Limit | Over Limit | Remark |
|------|-----------|------------|------------|---------------|------------|--------|--------|------------|--------|
| | MHz | dB | dB/m | dB | dBuV | dBuV/m | dBuV/m | dB | |
| 1 | 1238.483 | 4.57 | 24.76 | 38.70 | 44.18 | 34.81 | 74.00 | -39.19 | peak |
| 2 | 1677.621 | 5.25 | 26.58 | 38.70 | 46.03 | 39.16 | 74.00 | -34.84 | peak |
| 3 | 3366.778 | 6.34 | 31.50 | 37.92 | 46.59 | 46.51 | 68.20 | -21.69 | peak |
| 4 pp | 4405.090 | 7.46 | 33.44 | 38.14 | 47.21 | 49.97 | 68.20 | -18.23 | peak |
| 5 | 10620.000 | 11.37 | 37.72 | 36.36 | 37.96 | 50.69 | 74.00 | -23.31 | peak |
| 6 | 15930.000 | 14.89 | 40.96 | 37.85 | 34.22 | 52.22 | 74.00 | -21.78 | peak |

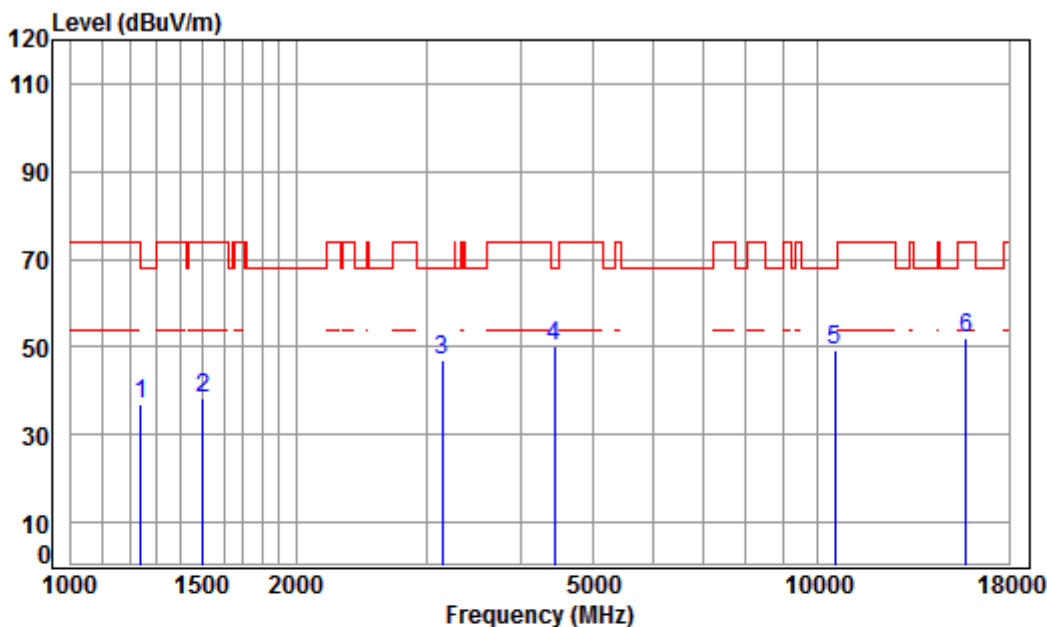


SGS-CSTC Standards Technical Services Co., Ltd.
Shenzhen Branch

Report No.: SZEM180300232405

Page: 94 of 637

Mode:h; Polarization:Horizontal; Modulation:802.11ac; bandwidth:20MHz; Channel:Low



Condition: 3m HORIZONTAL

Job No : 02324CR

Mode : 5260 TX RSE

Note : 5G WIFI 11AC20

| | Freq | Cable Loss | Ant Factor | Preamp Factor | Read Level | Level | Limit | Over Limit | Remark |
|------|-----------|------------|------------|---------------|------------|--------|--------|------------|--------|
| | MHz | dB | dB/m | dB | dBuV | dBuV/m | dBuV/m | dB | |
| 1 | 1238.483 | 4.57 | 24.76 | 38.70 | 46.32 | 36.95 | 74.00 | -37.05 | peak |
| 2 | 1503.119 | 5.48 | 25.81 | 38.70 | 45.63 | 38.22 | 74.00 | -35.78 | peak |
| 3 | 3141.145 | 6.12 | 31.14 | 37.85 | 47.42 | 46.83 | 68.20 | -21.37 | peak |
| 4 pp | 4430.628 | 7.48 | 33.48 | 38.15 | 47.26 | 50.07 | 68.20 | -18.13 | peak |
| 5 | 10520.000 | 11.30 | 37.70 | 36.35 | 36.84 | 49.49 | 68.20 | -18.71 | peak |
| 6 | 15780.000 | 14.66 | 40.87 | 37.95 | 34.22 | 51.80 | 74.00 | -22.20 | peak |

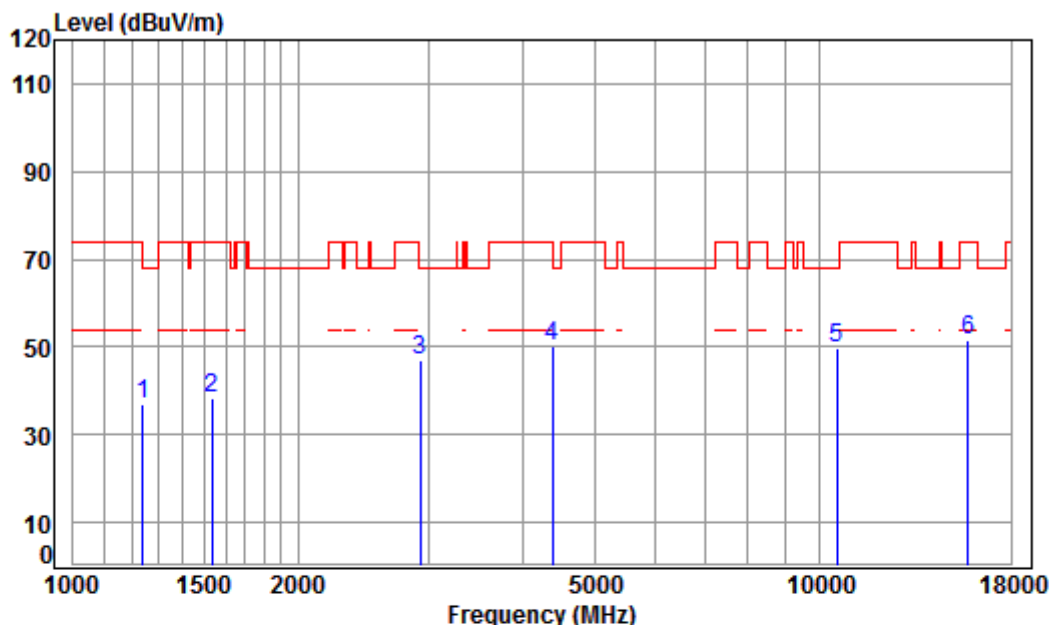


SGS-CSTC Standards Technical Services Co., Ltd.
Shenzhen Branch

Report No.: SZEM180300232405

Page: 95 of 637

Mode:h; Polarization:Vertical; Modulation:802.11ac; bandwidth:20MHz; Channel:Low



Condition: 3m VERTICAL

Job No : 02324CR

Mode : 5260 TX RSE

Note : 5G WIFI 11AC20

| | Freq | Cable Loss | Ant Factor | Preamp Factor | Read Level | Level | Limit | Over Limit | Remark |
|---|-------------|------------|------------|---------------|------------|--------|--------|------------|--------|
| | MHz | dB | dB/m | dB | dBuV | dBuV/m | dBuV/m | dB | |
| 1 | 1238.483 | 4.57 | 24.76 | 38.70 | 46.19 | 36.82 | 74.00 | -37.18 | peak |
| 2 | 1533.841 | 5.44 | 25.96 | 38.70 | 45.77 | 38.47 | 74.00 | -35.53 | peak |
| 3 | 2913.740 | 5.92 | 30.55 | 37.86 | 48.31 | 46.92 | 68.20 | -21.28 | peak |
| 4 | 4379.699 | 7.43 | 33.39 | 38.14 | 47.67 | 50.35 | 74.00 | -23.65 | peak |
| 5 | pp10520.000 | 11.30 | 37.70 | 36.35 | 37.09 | 49.74 | 68.20 | -18.46 | peak |
| 6 | 15780.000 | 14.66 | 40.87 | 37.95 | 34.19 | 51.77 | 74.00 | -22.23 | peak |

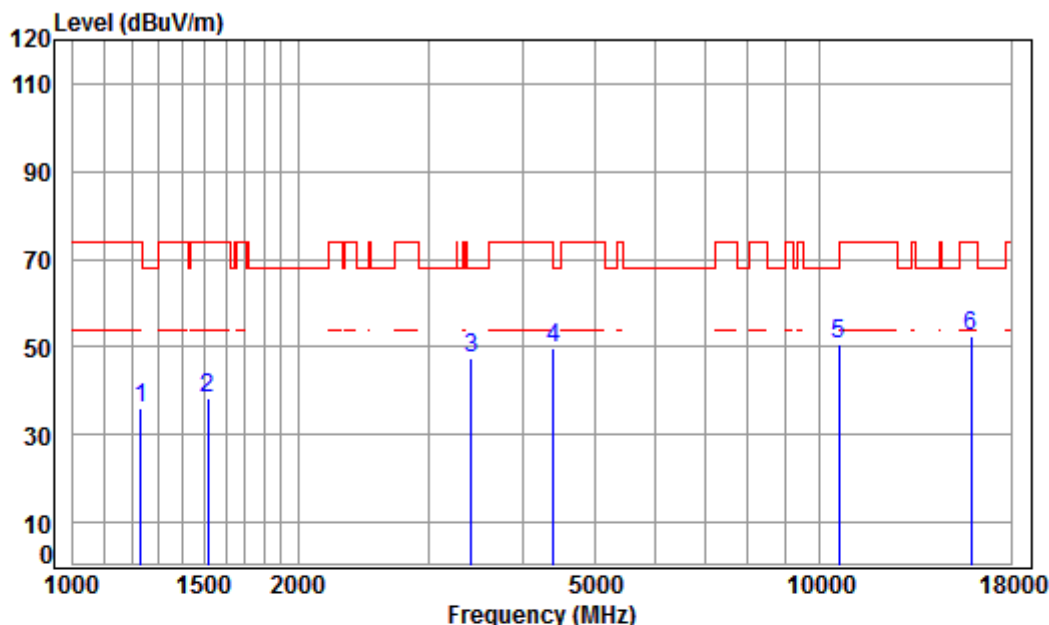


SGS-CSTC Standards Technical Services Co., Ltd.
Shenzhen Branch

Report No.: SZEM180300232405

Page: 96 of 637

Mode:h; Polarization:Horizontal; Modulation:802.11ac; bandwidth:20MHz; Channel:middle



Condition: 3m HORIZONTAL

Job No : 02324CR

Mode : 5300 TX RSE

Note : 5G WIFI 11AC20

| | Freq | Cable Loss | Ant Factor | Preamp Factor | Read Level | Level | Limit | Over Limit | Remark |
|---|-------------|------------|------------|---------------|------------|--------|--------|------------|--------|
| | MHz | dB | dB/m | dB | dBuV | dBuV/m | dBuV/m | dB | |
| 1 | 1231.345 | 4.54 | 24.73 | 38.70 | 45.51 | 36.08 | 74.00 | -37.92 | peak |
| 2 | 1516.210 | 5.46 | 25.87 | 38.70 | 45.84 | 38.47 | 74.00 | -35.53 | peak |
| 3 | 3415.787 | 6.38 | 31.57 | 37.94 | 47.40 | 47.41 | 68.20 | -20.79 | peak |
| 4 | 4392.376 | 7.44 | 33.42 | 38.14 | 47.21 | 49.93 | 74.00 | -24.07 | peak |
| 5 | pp10600.000 | 11.36 | 37.72 | 36.36 | 38.09 | 50.81 | 68.20 | -17.39 | peak |
| 6 | 15900.000 | 14.84 | 40.94 | 37.87 | 34.52 | 52.43 | 74.00 | -21.57 | peak |

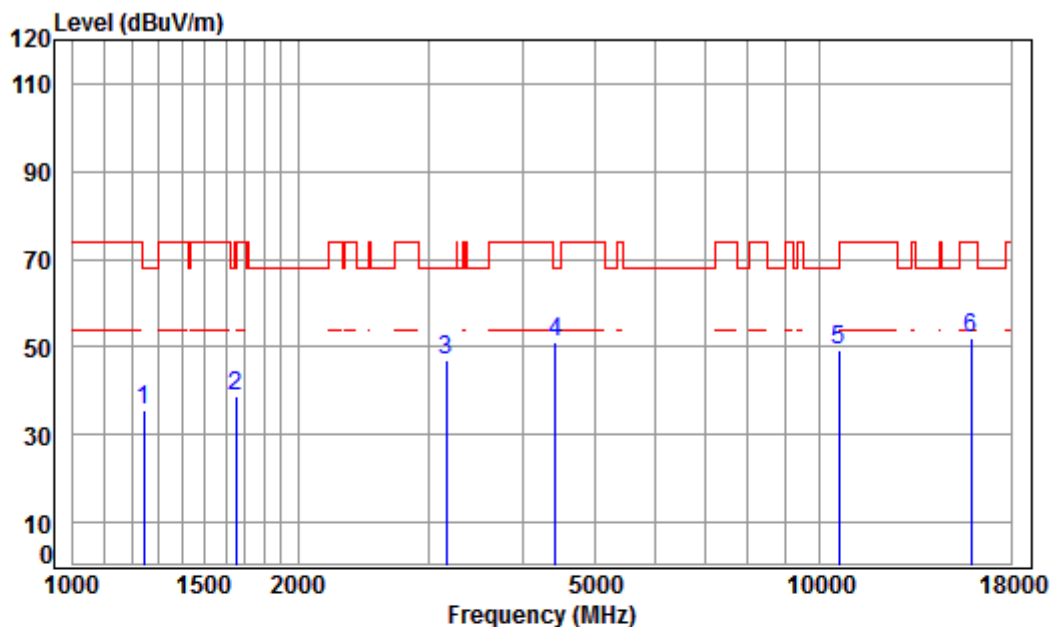


SGS-CSTC Standards Technical Services Co., Ltd.
Shenzhen Branch

Report No.: SZEM180300232405

Page: 97 of 637

Mode:h; Polarization:Vertical; Modulation:802.11ac; bandwidth:20MHz; Channel:middle



Condition: 3m VERTICAL

Job No : 02324CR

Mode : 5300 TX RSE

Note : 5G WIFI 11AC20

| | Freq | Cable Loss | Ant Factor | Preamp Factor | Read Level | Level | Limit | Over Limit | Remark |
|------|-----------|------------|------------|---------------|------------|--------|--------|------------|--------|
| | MHz | dB | dB/m | dB | dBuV | dBuV/m | dBuV/m | dB | |
| 1 | 1245.663 | 4.60 | 24.79 | 38.70 | 44.67 | 35.36 | 68.20 | -32.84 | peak |
| 2 | 1653.550 | 5.28 | 26.48 | 38.70 | 45.82 | 38.88 | 68.20 | -29.32 | peak |
| 3 | 3159.355 | 6.14 | 31.17 | 37.85 | 47.72 | 47.18 | 68.20 | -21.02 | peak |
| 4 pp | 4417.841 | 7.47 | 33.46 | 38.14 | 48.30 | 51.09 | 68.20 | -17.11 | peak |
| 5 | 10600.000 | 11.36 | 37.72 | 36.36 | 36.58 | 49.30 | 68.20 | -18.90 | peak |
| 6 | 15900.000 | 14.84 | 40.94 | 37.87 | 33.98 | 51.89 | 74.00 | -22.11 | peak |

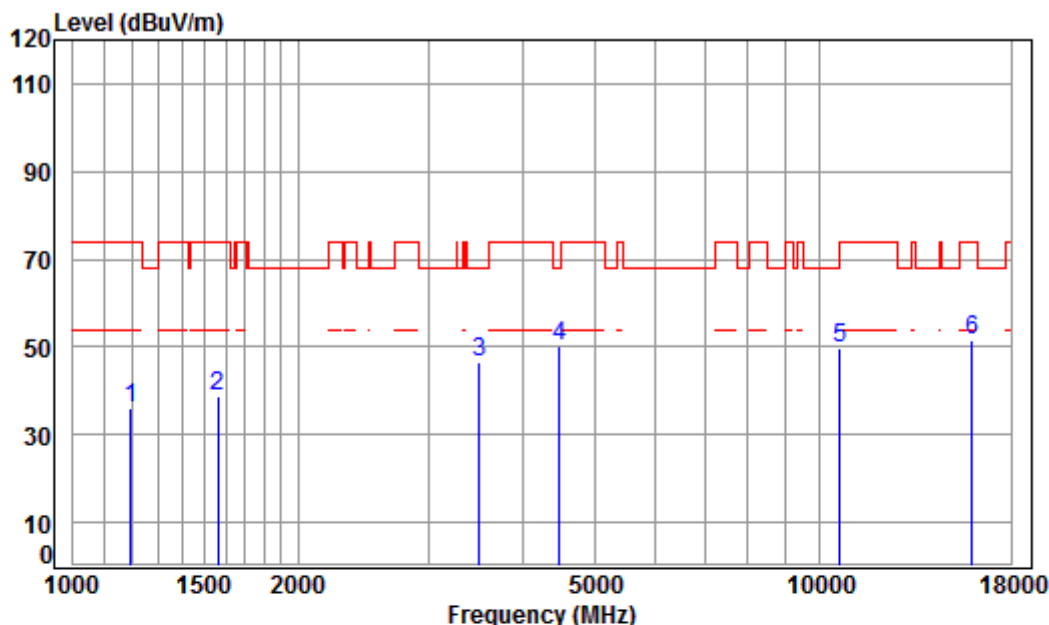


SGS-CSTC Standards Technical Services Co., Ltd.
Shenzhen Branch

Report No.: SZEM180300232405

Page: 98 of 637

Mode:h; Polarization:Horizontal; Modulation:802.11ac; bandwidth:20MHz; Channel:High



Condition: 3m HORIZONTAL

Job No : 02324CR

Mode : 5320 TX RSE

Note : 5G WIFI 11AC20

| | Freq | Cable Loss | Ant Factor | Preamp Factor | Read Level | Level | Limit | Over Limit | Remark |
|------|-----------|------------|------------|---------------|------------|--------|--------|------------|--------|
| | MHz | dB | dB/m | dB | dBuV | dBuV/m | dBuV/m | dB | |
| 1 | 1196.264 | 4.40 | 24.57 | 38.70 | 45.67 | 35.94 | 74.00 | -38.06 | peak |
| 2 | 1565.191 | 5.39 | 26.10 | 38.70 | 45.83 | 38.62 | 74.00 | -35.38 | peak |
| 3 | 3495.691 | 6.46 | 31.69 | 37.96 | 46.52 | 46.71 | 68.20 | -21.49 | peak |
| 4 pp | 4482.150 | 7.54 | 33.57 | 38.15 | 47.20 | 50.16 | 68.20 | -18.04 | peak |
| 5 | 10640.000 | 11.39 | 37.73 | 36.37 | 36.77 | 49.52 | 74.00 | -24.48 | peak |
| 6 | 15960.000 | 14.93 | 40.98 | 37.83 | 33.54 | 51.62 | 74.00 | -22.38 | peak |

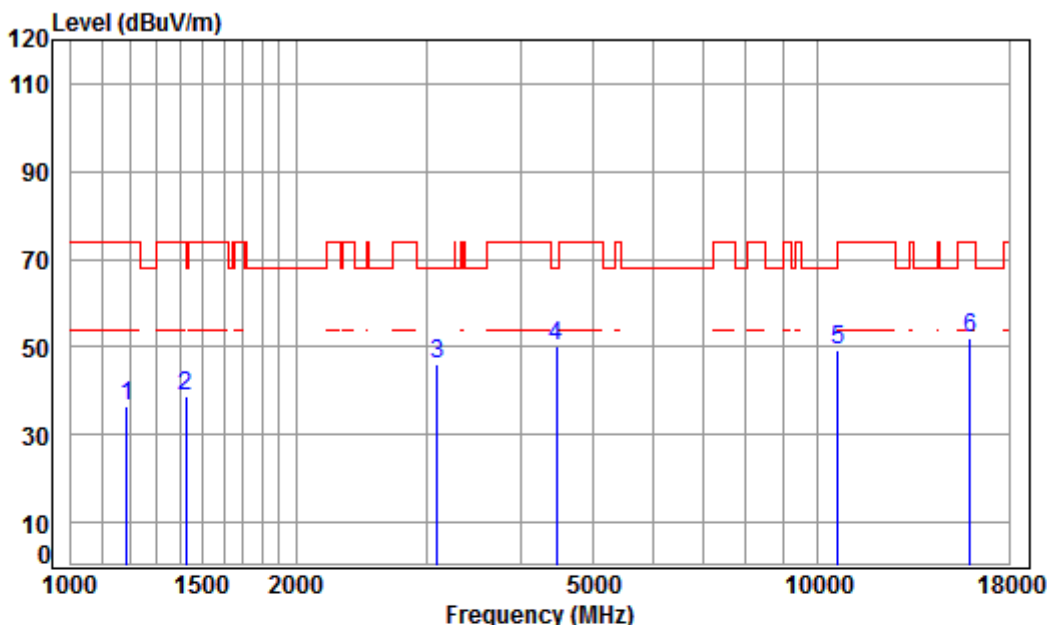


SGS-CSTC Standards Technical Services Co., Ltd.
Shenzhen Branch

Report No.: SZEM180300232405

Page: 99 of 637

Mode:h; Polarization:Vertical; Modulation:802.11ac; bandwidth:20MHz; Channel:High



Condition: 3m VERTICAL

Job No : 02324CR

Mode : 5320 TX RSE

Note : 5G WIFI 11AC20

| | Freq | Cable Loss | Ant Factor | Preamp Factor | Read Level | Level | Limit | Over Limit | Remark |
|------|-----------|------------|------------|---------------|------------|--------|--------|------------|--------|
| | MHz | dB | dB/m | dB | dBuV | dBuV/m | dBuV/m | dB | |
| 1 | 1189.368 | 4.38 | 24.54 | 38.70 | 46.27 | 36.49 | 74.00 | -37.51 | peak |
| 2 | 1426.916 | 5.24 | 25.53 | 38.70 | 46.63 | 38.70 | 74.00 | -35.30 | peak |
| 3 | 3096.075 | 6.08 | 31.06 | 37.83 | 46.85 | 46.16 | 68.20 | -22.04 | peak |
| 4 pp | 4469.214 | 7.53 | 33.55 | 38.15 | 47.41 | 50.34 | 68.20 | -17.86 | peak |
| 5 | 10640.000 | 11.39 | 37.73 | 36.37 | 36.65 | 49.40 | 74.00 | -24.60 | peak |
| 6 | 15960.000 | 14.93 | 40.98 | 37.83 | 34.04 | 52.12 | 74.00 | -21.88 | peak |

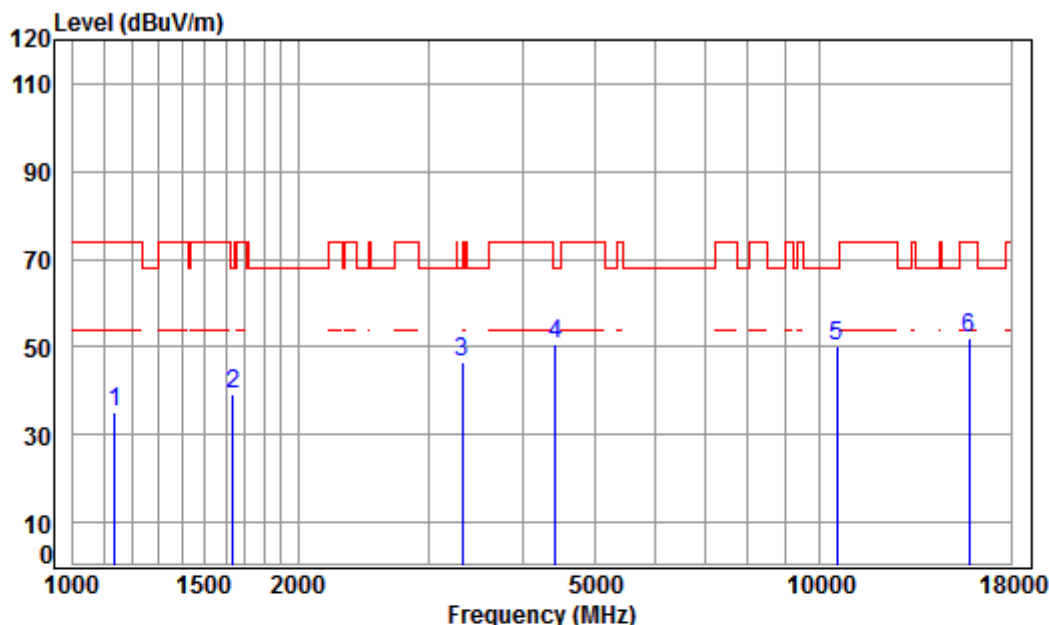


SGS-CSTC Standards Technical Services Co., Ltd.
Shenzhen Branch

Report No.: SZEM180300232405

Page: 100 of 637

Mode:h; Polarization:Horizontal; Modulation:802.11ac; bandwidth:40MHz; Channel:Low



Condition: 3m HORIZONTAL

Job No : 02324CR

Mode : 5270 TX RSE

Note : 5G WIFI 11AC40

| | Freq | Cable Loss | Ant Factor | Preamp Factor | Read Level | Level | Limit | Over Limit | Remark |
|------|-----------|------------|------------|---------------|------------|--------|--------|------------|--------|
| | MHz | dB | dB/m | dB | dBuV | dBuV/m | dBuV/m | dB | |
| 1 | 1138.904 | 4.17 | 24.31 | 38.70 | 45.13 | 34.91 | 74.00 | -39.09 | peak |
| 2 | 1639.274 | 5.30 | 26.42 | 38.70 | 46.45 | 39.47 | 68.20 | -28.73 | peak |
| 3 | 3318.471 | 6.29 | 31.42 | 37.91 | 46.90 | 46.70 | 68.20 | -21.50 | peak |
| 4 pp | 4417.841 | 7.47 | 33.46 | 38.14 | 47.82 | 50.61 | 68.20 | -17.59 | peak |
| 5 | 10540.000 | 11.32 | 37.71 | 36.36 | 37.68 | 50.35 | 68.20 | -17.85 | peak |
| 6 | 15810.000 | 14.71 | 40.89 | 37.93 | 34.45 | 52.12 | 74.00 | -21.88 | peak |

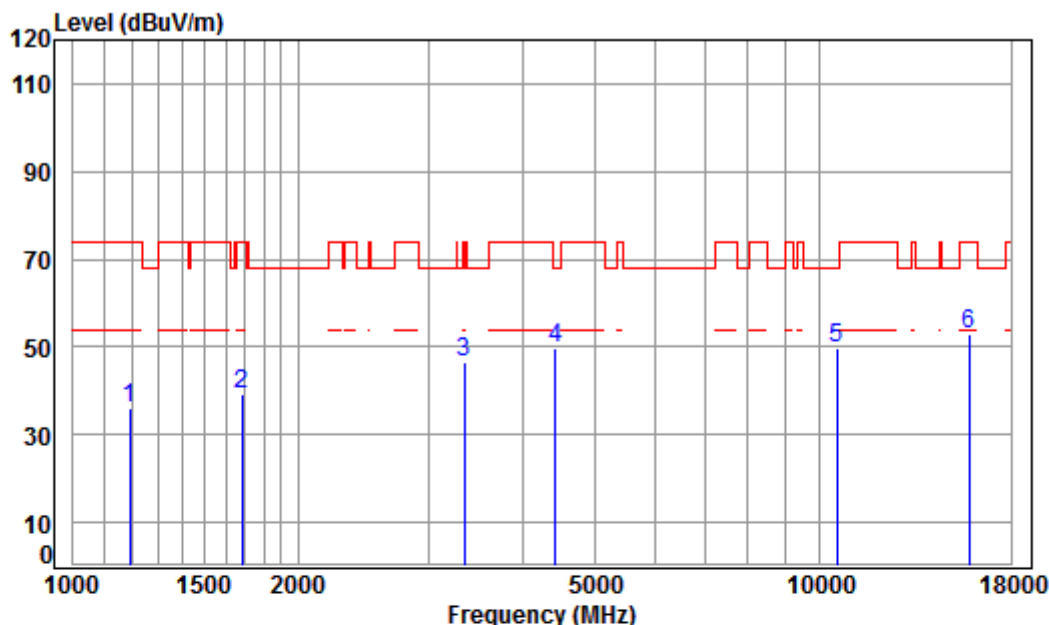


SGS-CSTC Standards Technical Services Co., Ltd.
Shenzhen Branch

Report No.: SZEM180300232405

Page: 101 of 637

Mode:h; Polarization:Vertical; Modulation:802.11ac; bandwidth:40MHz; Channel:Low



Condition: 3m VERTICAL

Job No : 02324CR

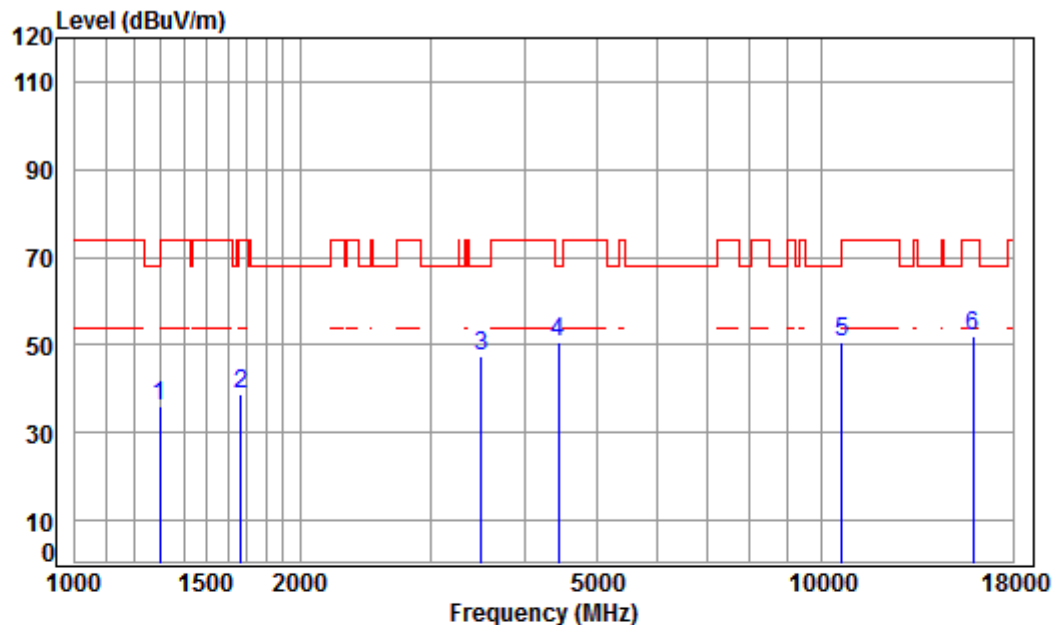
Mode : 5270 TX RSE

Note : 5G WIFI 11AC40

| | Freq | Cable Loss | Ant Factor | Preamp Factor | Read Level | Level | Limit | Over | Remark |
|------|-----------|------------|------------|---------------|------------|--------|--------|--------|--------|
| | MHz | dB | dB/m | dB | dBuV | dBuV/m | dBuV/m | dB | |
| 1 | 1192.811 | 4.39 | 24.56 | 38.70 | 45.92 | 36.17 | 74.00 | -37.83 | peak |
| 2 | 1682.477 | 5.25 | 26.60 | 38.70 | 45.88 | 39.03 | 74.00 | -34.97 | peak |
| 3 | 3337.710 | 6.31 | 31.45 | 37.91 | 46.72 | 46.57 | 74.00 | -27.43 | peak |
| 4 pp | 4417.841 | 7.47 | 33.46 | 38.14 | 46.96 | 49.75 | 68.20 | -18.45 | peak |
| 5 | 10540.000 | 11.32 | 37.71 | 36.36 | 36.96 | 49.63 | 68.20 | -18.57 | peak |
| 6 | 15810.000 | 14.71 | 40.89 | 37.93 | 35.05 | 52.72 | 74.00 | -21.28 | peak |



Mode:h; Polarization:Horizontal; Modulation:802.11ac; bandwidth:40MHz; Channel:High



Condition: 3m HORIZONTAL

Job No : 02324CR

Mode : 5310 TX RSE

Note : 5G WIFI 11AC40

| | Freq | Cable Loss | Ant Factor | Preamp Factor | Read Level | Level | Limit | Over Limit | Remark |
|------|-----------|------------|------------|---------------|------------|--------|--------|------------|--------|
| | MHz | dB | dB/m | dB | dBuV | dBuV/m | dBuV/m | dB | |
| 1 | 1297.103 | 4.79 | 25.01 | 38.70 | 44.91 | 36.01 | 68.20 | -32.19 | peak |
| 2 | 1667.951 | 5.27 | 26.54 | 38.70 | 45.71 | 38.82 | 74.00 | -35.18 | peak |
| 3 | 3495.691 | 6.46 | 31.69 | 37.96 | 47.26 | 47.45 | 68.20 | -20.75 | peak |
| 4 pp | 4430.628 | 7.48 | 33.48 | 38.15 | 48.02 | 50.83 | 68.20 | -17.37 | peak |
| 5 | 10620.000 | 11.37 | 37.72 | 36.36 | 37.97 | 50.70 | 74.00 | -23.30 | peak |
| 6 | 15930.000 | 14.89 | 40.96 | 37.85 | 34.16 | 52.16 | 74.00 | -21.84 | peak |

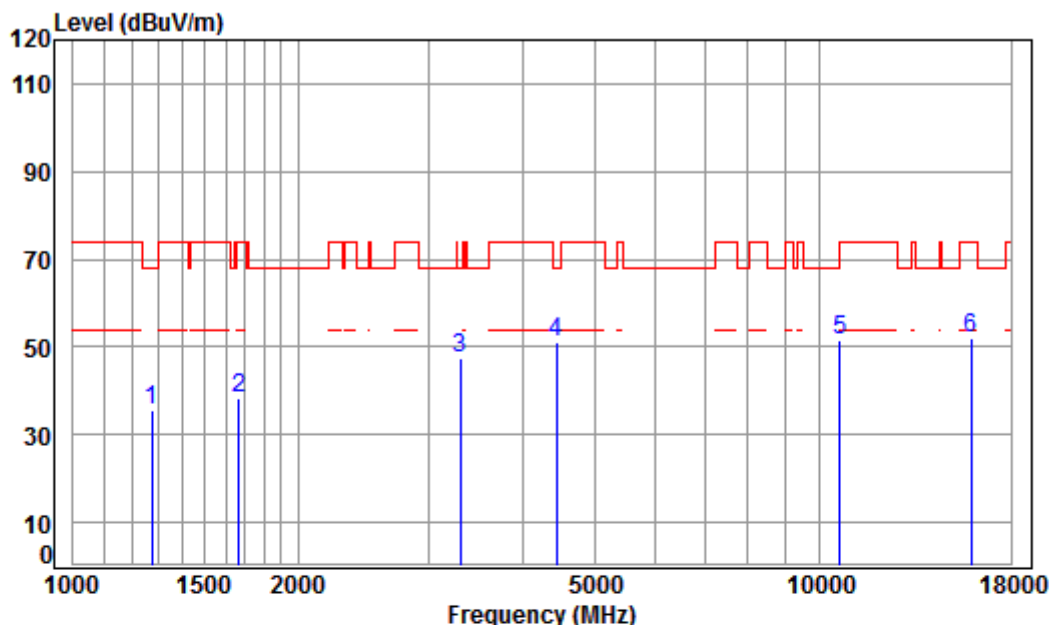


SGS-CSTC Standards Technical Services Co., Ltd.
Shenzhen Branch

Report No.: SZEM180300232405

Page: 103 of 637

Mode:h; Polarization:Vertical; Modulation:802.11ac; bandwidth:40MHz; Channel:High



Condition: 3m VERTICAL

Job No : 02324CR

Mode : 5310 TX RSE

Note : 5G WIFI 11AC40

| | Freq | Cable Loss | Ant Factor | Preamp Factor | Read Level | Level | Limit | Over Limit | Remark |
|------|-----------|------------|------------|---------------|------------|--------|--------|------------|--------|
| | MHz | dB | dB/m | dB | dBuV | dBuV/m | dBuV/m | dB | |
| 1 | 1274.802 | 4.71 | 24.92 | 38.70 | 44.67 | 35.60 | 68.20 | -32.60 | peak |
| 2 | 1667.951 | 5.27 | 26.54 | 38.70 | 45.37 | 38.48 | 74.00 | -35.52 | peak |
| 3 | 3299.344 | 6.28 | 31.39 | 37.90 | 47.56 | 47.33 | 68.20 | -20.87 | peak |
| 4 pp | 4430.628 | 7.48 | 33.48 | 38.15 | 48.45 | 51.26 | 68.20 | -16.94 | peak |
| 5 | 10620.000 | 11.37 | 37.72 | 36.36 | 38.75 | 51.48 | 74.00 | -22.52 | peak |
| 6 | 15930.000 | 14.89 | 40.96 | 37.85 | 34.08 | 52.08 | 74.00 | -21.92 | peak |

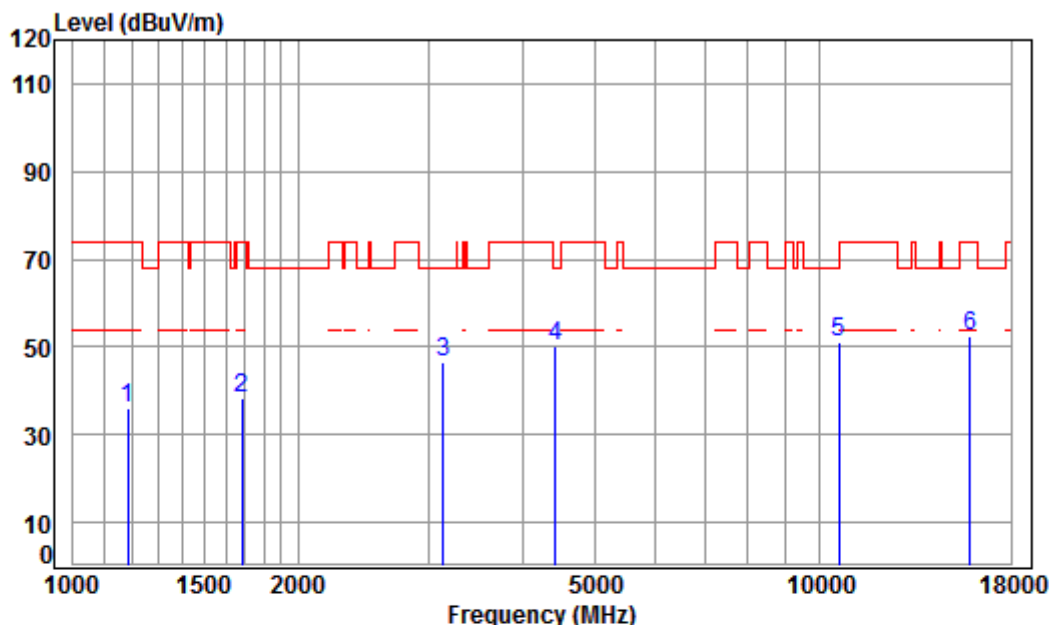


SGS-CSTC Standards Technical Services Co., Ltd.
Shenzhen Branch

Report No.: SZEM180300232405

Page: 104 of 637

Mode:h; Polarization:Horizontal; Modulation:802.11ac; bandwidth:80MHz; Channel:middle



Condition: 3m HORIZONTAL

Job No : 02324CR

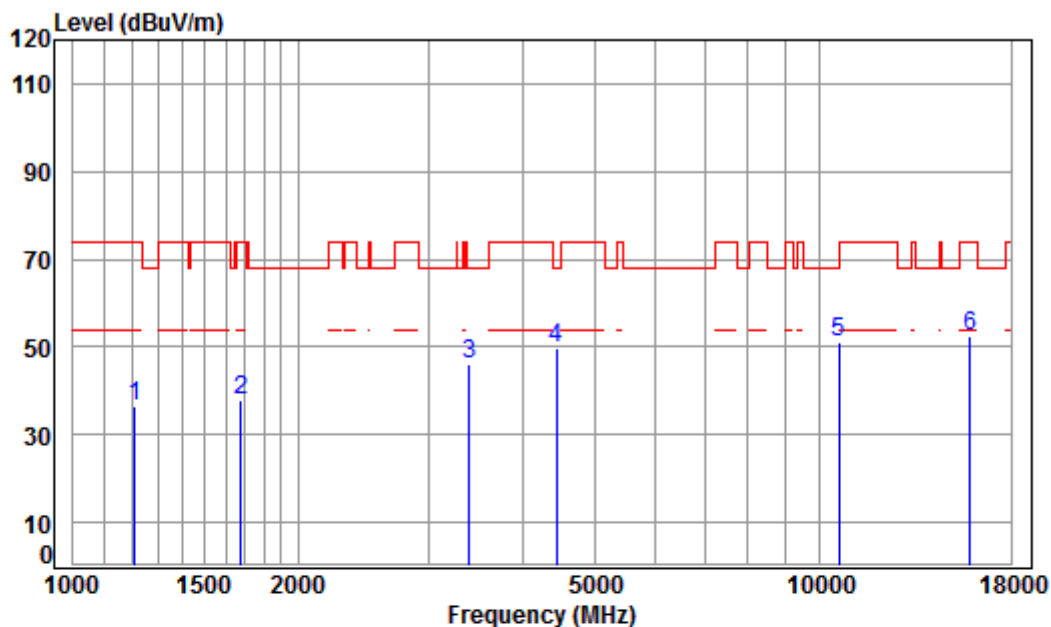
Mode : 5290 TX RSE

Note : 5G WIFI 11AC80

| | Freq | Cable Loss | Ant Factor | Preamp Factor | Read Level | Level | Limit | Over Limit | Remark |
|---|-------------|------------|------------|---------------|------------|--------|--------|------------|--------|
| | MHz | dB | dB/m | dB | dBuV | dBuV/m | dBuV/m | dB | |
| 1 | 1185.936 | 4.36 | 24.53 | 38.70 | 45.63 | 35.82 | 74.00 | -38.18 | peak |
| 2 | 1682.477 | 5.25 | 26.60 | 38.70 | 45.07 | 38.22 | 74.00 | -35.78 | peak |
| 3 | 3132.079 | 6.11 | 31.12 | 37.84 | 47.29 | 46.68 | 68.20 | -21.52 | peak |
| 4 | 4417.841 | 7.47 | 33.46 | 38.14 | 47.18 | 49.97 | 68.20 | -18.23 | peak |
| 5 | pp10580.000 | 11.35 | 37.72 | 36.36 | 38.52 | 51.23 | 68.20 | -16.97 | peak |
| 6 | 15870.000 | 14.80 | 40.92 | 37.89 | 34.73 | 52.56 | 74.00 | -21.44 | peak |



Mode:h; Polarization:Vertical; Modulation:802.11ac; bandwidth:80MHz; Channel:middle



Condition: 3m VERTICAL

Job No : 02324CR

Mode : 5290 TX RSE

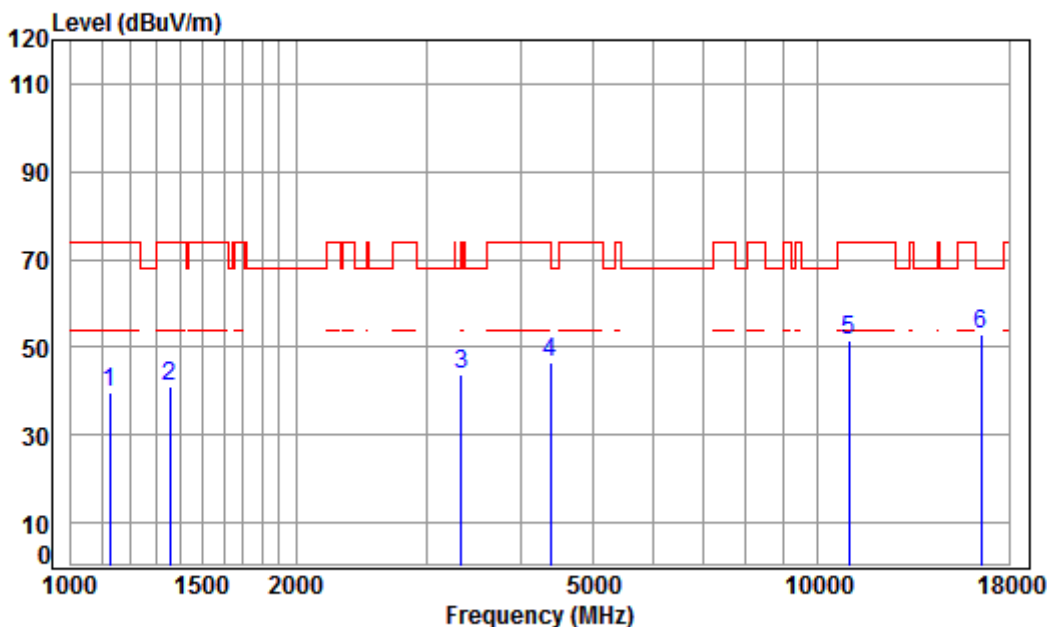
Note : 5G WIFI 11AC80

| | Freq | Cable Loss | Ant Factor | Preamp Factor | Read Level | Level | Limit | Over Limit | Remark |
|---|-------------|------------|------------|---------------|------------|--------|--------|------------|--------|
| | MHz | dB | dB/m | dB | dBuV | dBuV/m | dBuV/m | dB | |
| 1 | 1210.174 | 4.46 | 24.64 | 38.70 | 45.93 | 36.33 | 74.00 | -37.67 | peak |
| 2 | 1677.621 | 5.25 | 26.58 | 38.70 | 44.95 | 38.08 | 74.00 | -35.92 | peak |
| 3 | 3396.098 | 6.37 | 31.54 | 37.93 | 46.22 | 46.20 | 68.20 | -22.00 | peak |
| 4 | 4430.628 | 7.48 | 33.48 | 38.15 | 47.11 | 49.92 | 68.20 | -18.28 | peak |
| 5 | pp10580.000 | 11.35 | 37.72 | 36.36 | 38.47 | 51.18 | 68.20 | -17.02 | peak |
| 6 | 15870.000 | 14.80 | 40.92 | 37.89 | 34.75 | 52.58 | 74.00 | -21.42 | peak |



Band 2C:

Mode:i; Polarization:Horizontal; Modulation:802.11a; bandwidth:20MHz; Channel:Low



Condition: 3m HORIZONTAL

Job No : 02324CR

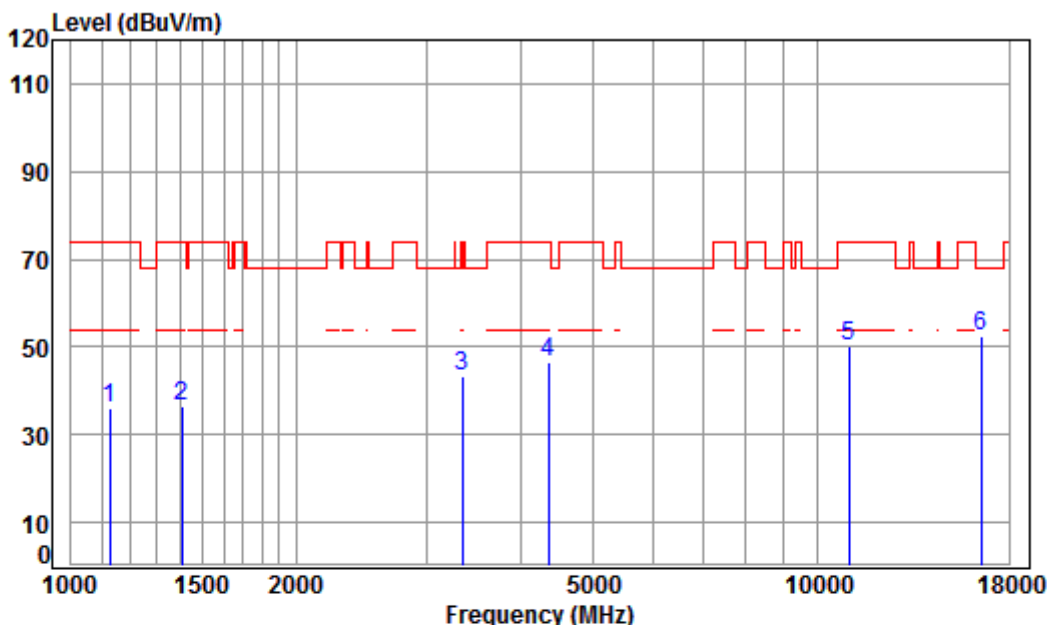
Mode : 5500 TX RSE

Note : 5G WIFI 11A

| | Freq | Cable Loss | Ant Factor | Preamp Factor | Read Level | Level | Limit | Over | Remark |
|---|-------------|------------|------------|---------------|------------|--------|--------|--------|--------|
| | MHz | dB | dB/m | dB | dBuV | dBuV/m | dBuV/m | dB | |
| 1 | 1125.813 | 4.11 | 24.24 | 41.12 | 52.34 | 39.57 | 74.00 | -34.43 | peak |
| 2 | 1354.577 | 4.99 | 25.25 | 41.30 | 52.27 | 41.21 | 74.00 | -32.79 | peak |
| 3 | 3328.077 | 6.30 | 31.44 | 42.18 | 48.10 | 43.66 | 68.20 | -24.54 | peak |
| 4 | 4379.699 | 7.43 | 33.39 | 42.40 | 48.17 | 46.59 | 74.00 | -27.41 | peak |
| 5 | 11000.000 | 11.63 | 37.80 | 37.88 | 40.16 | 51.71 | 74.00 | -22.29 | peak |
| 6 | pp16500.000 | 14.50 | 42.20 | 39.86 | 36.24 | 53.08 | 68.20 | -15.12 | peak |



Mode:i; Polarization:Vertical; Modulation:802.11a; bandwidth:20MHz; Channel:Low



Condition: 3m VERTICAL

Job No : 02324CR

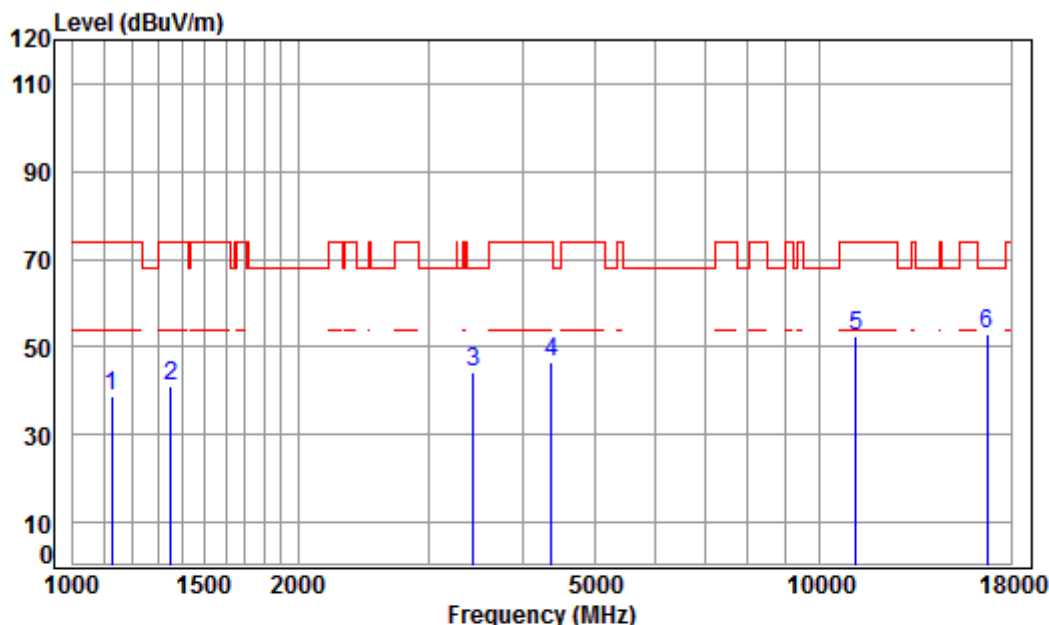
Mode : 5500 TX RSE

Note : 5G WIFI 11A

| | Freq | Cable Loss | Ant Factor | Preamp Factor | Read Level | Level | Limit | Over Limit | Remark |
|---|-------------|------------|------------|---------------|------------|--------|--------|------------|--------|
| | MHz | dB | dB/m | dB | dBuV | dBuV/m | dBuV/m | dB | |
| 1 | 1125.813 | 4.11 | 24.24 | 41.12 | 48.77 | 36.00 | 74.00 | -38.00 | peak |
| 2 | 1406.443 | 5.17 | 25.45 | 41.34 | 47.35 | 36.63 | 74.00 | -37.37 | peak |
| 3 | 3337.710 | 6.31 | 31.45 | 42.18 | 47.85 | 43.43 | 74.00 | -30.57 | peak |
| 4 | 4354.454 | 7.40 | 33.35 | 42.39 | 48.15 | 46.51 | 74.00 | -27.49 | peak |
| 5 | 11000.000 | 11.63 | 37.80 | 37.88 | 38.75 | 50.30 | 74.00 | -23.70 | peak |
| 6 | pp16500.000 | 14.50 | 42.20 | 39.86 | 35.74 | 52.58 | 68.20 | -15.62 | peak |



Mode:i; Polarization:Horizontal; Modulation:802.11a; bandwidth:20MHz; Channel:middle



Condition: 3m HORIZONTAL

Job No : 02324CR

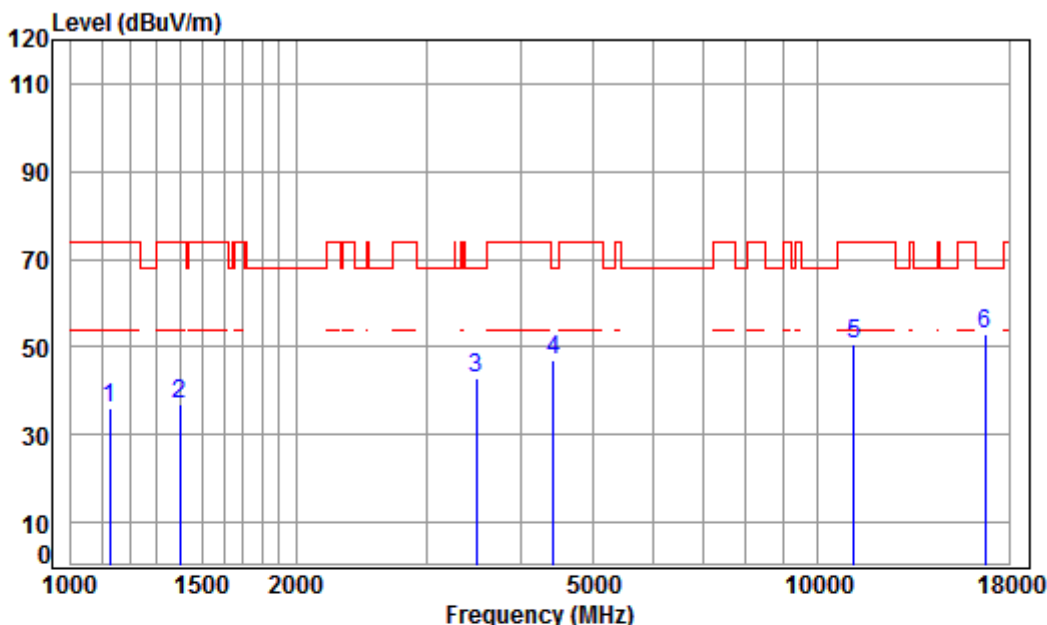
Mode : 5580 TX RSE

Note : 5G WIFI 11A

| | Freq | Cable Loss | Ant Factor | Preamp Factor | Read Level | Level | Limit | Over | Remark |
|---|-------------|------------|------------|---------------|------------|--------|--------|--------|--------|
| | MHz | dB | dB/m | dB | dBuV | dBuV/m | dBuV/m | dB | |
| 1 | 1125.813 | 4.11 | 24.24 | 41.12 | 51.69 | 38.92 | 74.00 | -35.08 | peak |
| 2 | 1350.667 | 4.98 | 25.23 | 41.30 | 52.07 | 40.98 | 74.00 | -33.02 | peak |
| 3 | 3435.590 | 6.40 | 31.60 | 42.21 | 48.37 | 44.16 | 68.20 | -24.04 | peak |
| 4 | 4367.058 | 7.41 | 33.37 | 42.39 | 47.94 | 46.33 | 74.00 | -27.67 | peak |
| 5 | 11160.000 | 11.80 | 37.83 | 37.98 | 40.67 | 52.32 | 74.00 | -21.68 | peak |
| 6 | pp16740.000 | 15.57 | 42.39 | 40.07 | 35.01 | 52.90 | 68.20 | -15.30 | peak |



Mode:i; Polarization:Vertical; Modulation:802.11a; bandwidth:20MHz; Channel:middle



Condition: 3m VERTICAL

Job No : 02324CR

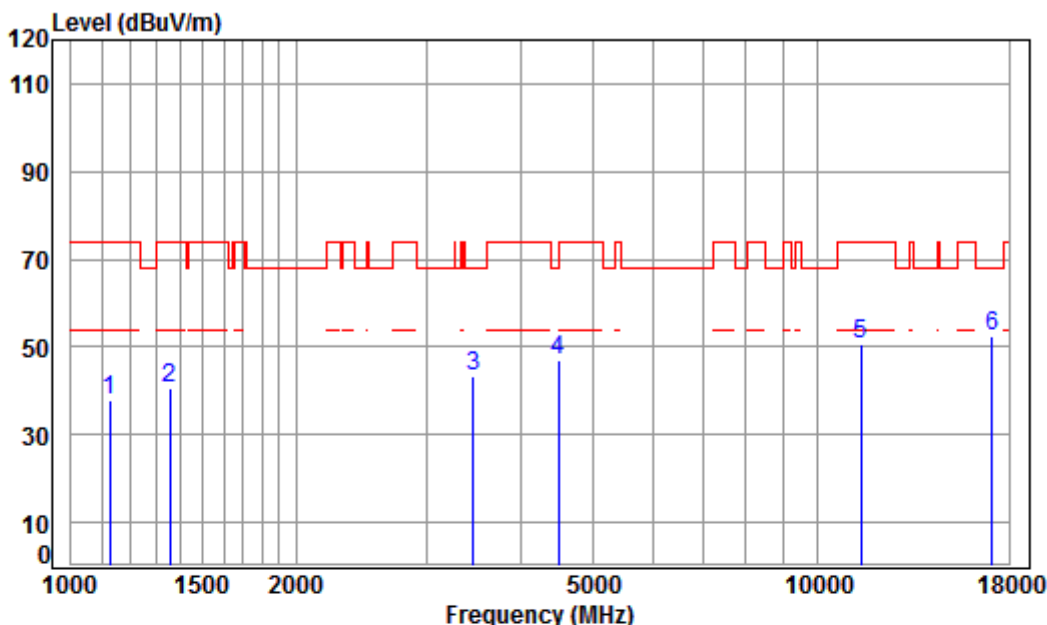
Mode : 5580 TX RSE

Note : 5G WIFI 11A

| | Freq | Cable Loss | Ant Factor | Preamp Factor | Read Level | Level | Limit | Over Limit | Remark |
|---|-------------|------------|------------|---------------|------------|--------|--------|------------|--------|
| | MHz | dB | dB/m | dB | dBuV | dBuV/m | dBuV/m | dB | |
| 1 | 1125.813 | 4.11 | 24.24 | 41.12 | 48.74 | 35.97 | 74.00 | -38.03 | peak |
| 2 | 1398.336 | 5.15 | 25.42 | 41.34 | 47.74 | 36.97 | 74.00 | -37.03 | peak |
| 3 | 3485.601 | 6.45 | 31.68 | 42.22 | 46.93 | 42.84 | 68.20 | -25.36 | peak |
| 4 | 4417.841 | 7.47 | 33.46 | 42.40 | 48.40 | 46.93 | 68.20 | -21.27 | peak |
| 5 | 11160.000 | 11.80 | 37.83 | 37.98 | 38.93 | 50.58 | 74.00 | -23.42 | peak |
| 6 | pp16740.000 | 15.57 | 42.39 | 40.07 | 35.07 | 52.96 | 68.20 | -15.24 | peak |



Mode:i; Polarization:Horizontal; Modulation:802.11a; bandwidth:20MHz; Channel:High



Condition: 3m HORIZONTAL

Job No : 02324CR

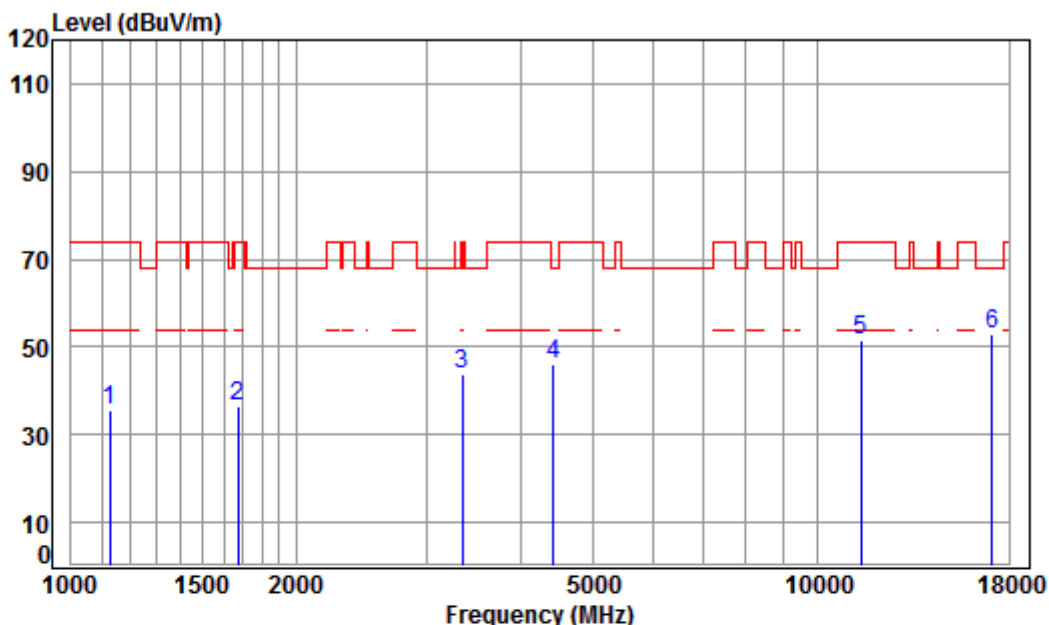
Mode : 5700 TX RSE

Note : 5G WIFI 11A

| | Freq | Cable Loss | Ant Factor | Preamp Factor | Read Level | Level | Limit | Over Limit | Remark |
|---|-------------|------------|------------|---------------|------------|--------|--------|------------|--------|
| | MHz | dB | dB/m | dB | dBuV | dBuV/m | dBuV/m | dB | |
| 1 | 1125.813 | 4.11 | 24.24 | 41.12 | 50.83 | 38.06 | 74.00 | -35.94 | peak |
| 2 | 1354.577 | 4.99 | 25.25 | 41.30 | 51.88 | 40.82 | 74.00 | -33.18 | peak |
| 3 | 3455.508 | 6.42 | 31.63 | 42.21 | 47.47 | 43.31 | 68.20 | -24.89 | peak |
| 4 | 4495.125 | 7.55 | 33.59 | 42.42 | 48.33 | 47.05 | 68.20 | -21.15 | peak |
| 5 | 11400.000 | 12.04 | 37.88 | 38.13 | 38.78 | 50.57 | 74.00 | -23.43 | peak |
| 6 | pp17100.000 | 16.49 | 42.66 | 40.37 | 33.87 | 52.65 | 68.20 | -15.55 | peak |



Mode:i; Polarization:Vertical; Modulation:802.11a; bandwidth:20MHz; Channel:High



Condition: 3m VERTICAL

Job No : 02324CR

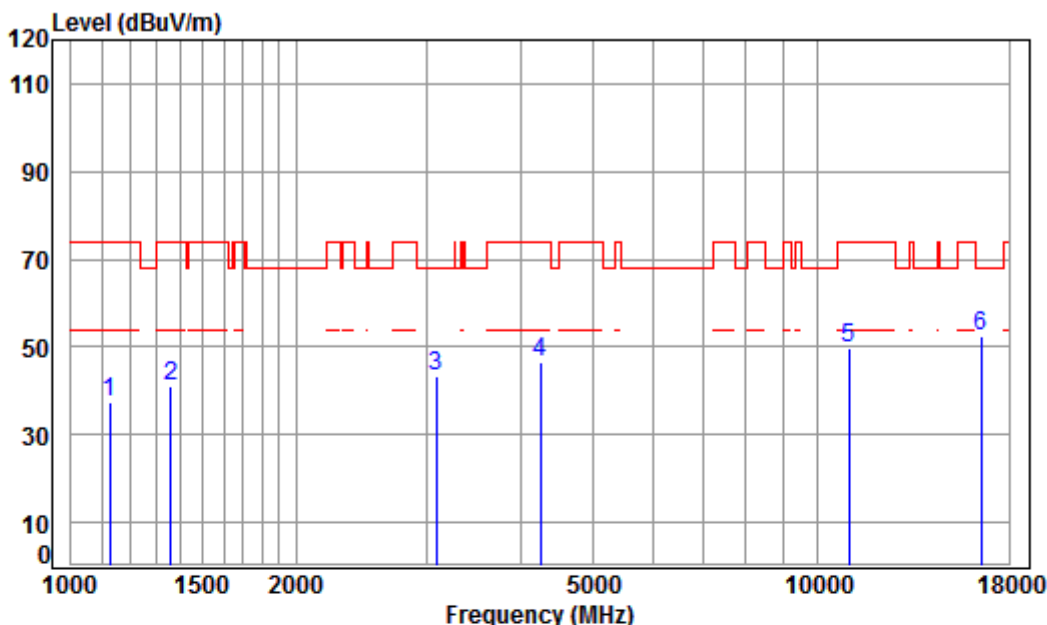
Mode : 5700 TX RSE

Note : 5G WIFI 11A

| | Freq | Cable Loss | Ant Factor | Preamp Factor | Read Level | Level | Limit | Over Limit | Remark |
|---|-------------|------------|------------|---------------|------------|--------|--------|------------|--------|
| | MHz | dB | dB/m | dB | dBuV | dBuV/m | dBuV/m | dB | |
| 1 | 1125.813 | 4.11 | 24.24 | 41.12 | 48.29 | 35.52 | 74.00 | -38.48 | peak |
| 2 | 1672.779 | 5.26 | 26.56 | 41.52 | 46.42 | 36.72 | 74.00 | -37.28 | peak |
| 3 | 3337.710 | 6.31 | 31.45 | 42.18 | 48.39 | 43.97 | 74.00 | -30.03 | peak |
| 4 | 4417.841 | 7.47 | 33.46 | 42.40 | 47.73 | 46.26 | 68.20 | -21.94 | peak |
| 5 | 11400.000 | 12.04 | 37.88 | 38.13 | 39.98 | 51.77 | 74.00 | -22.23 | peak |
| 6 | pp17100.000 | 16.49 | 42.66 | 40.37 | 34.00 | 52.78 | 68.20 | -15.42 | peak |



Mode:i; Polarization:Horizontal; Modulation:802.11n; bandwidth:20MHz; Channel:Low



Condition: 3m HORIZONTAL

Job No : 02324CR

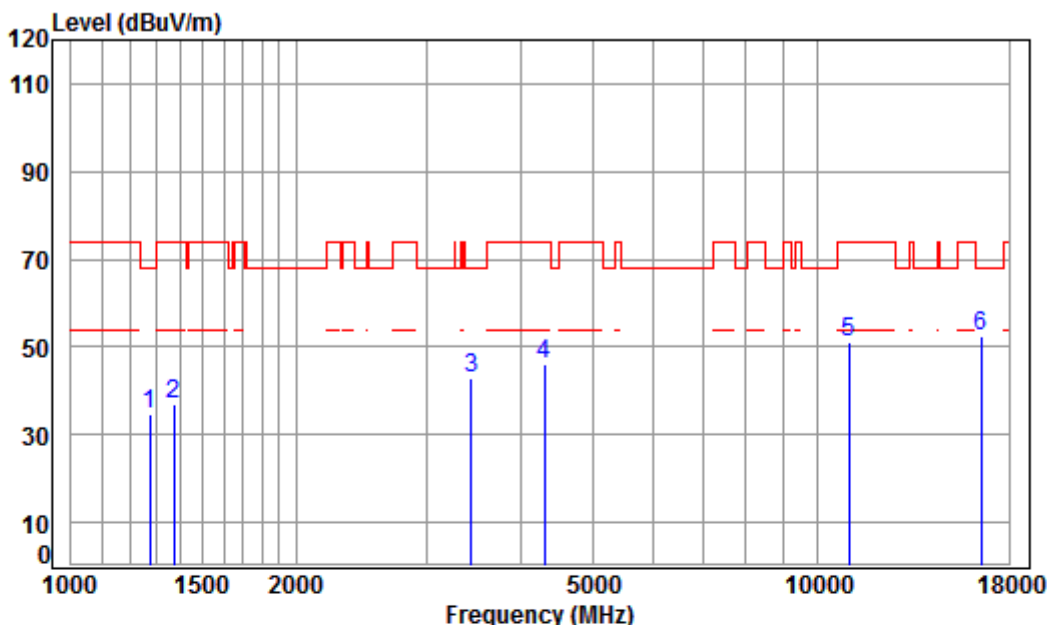
Mode : 5500 TX RSE

Note : 5G WIFI 11N20

| | Freq | Cable Loss | Ant Factor | Preamp Factor | Read Level | Level | Limit | Over Limit | Remark |
|---|-------------|------------|------------|---------------|------------|--------|--------|------------|--------|
| | MHz | dB | dB/m | dB | dBuV | dBuV/m | dBuV/m | dB | |
| 1 | 1125.813 | 4.11 | 24.24 | 41.12 | 49.98 | 37.21 | 74.00 | -36.79 | peak |
| 2 | 1362.430 | 5.02 | 25.28 | 41.31 | 52.10 | 41.09 | 74.00 | -32.91 | peak |
| 3 | 3078.229 | 6.06 | 31.03 | 42.12 | 48.33 | 43.30 | 68.20 | -24.90 | peak |
| 4 | 4254.921 | 7.28 | 33.17 | 42.37 | 48.43 | 46.51 | 74.00 | -27.49 | peak |
| 5 | 11000.000 | 11.63 | 37.80 | 37.88 | 38.34 | 49.89 | 74.00 | -24.11 | peak |
| 6 | pp16500.000 | 14.50 | 42.20 | 39.86 | 35.69 | 52.53 | 68.20 | -15.67 | peak |



Mode:i; Polarization:Vertical; Modulation:802.11n; bandwidth:20MHz; Channel:Low



Condition: 3m VERTICAL

Job No : 02324CR

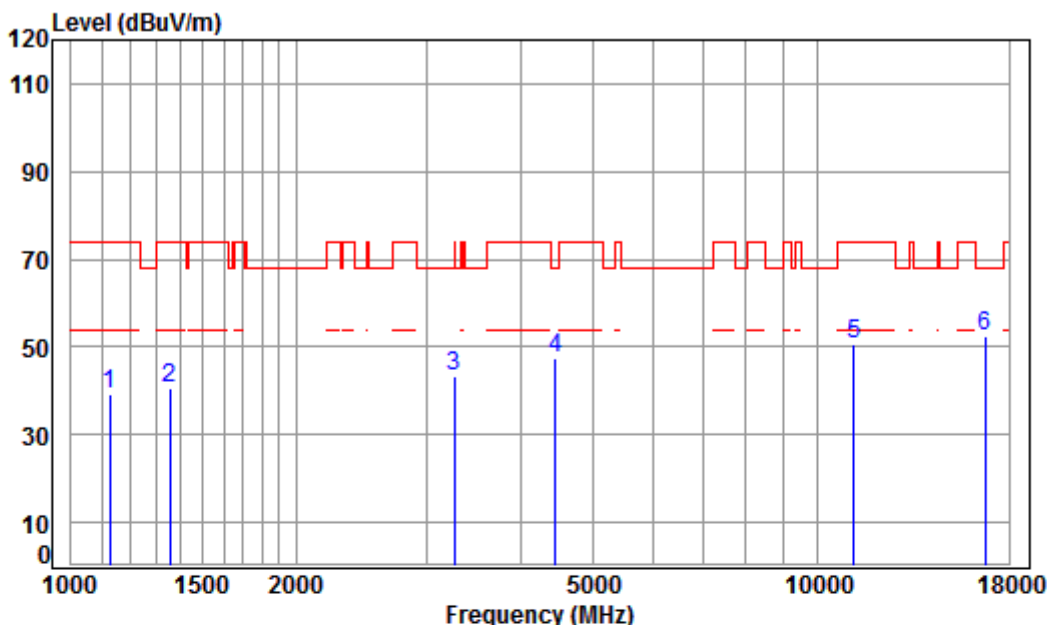
Mode : 5500 TX RSE

Note : 5G WIFI 11N20

| | Freq | Cable Loss | Ant Factor | Preamp Factor | Read Level | Level | Limit | Over Limit | Remark |
|---|-------------|------------|------------|---------------|------------|--------|--------|------------|--------|
| | MHz | dB | dB/m | dB | dBuV | dBuV/m | dBuV/m | dB | |
| 1 | 1274.802 | 4.71 | 24.92 | 41.24 | 46.51 | 34.90 | 68.20 | -33.30 | peak |
| 2 | 1374.295 | 5.06 | 25.33 | 41.32 | 48.11 | 37.18 | 74.00 | -36.82 | peak |
| 3 | 3435.590 | 6.40 | 31.60 | 42.21 | 47.31 | 43.10 | 68.20 | -25.10 | peak |
| 4 | 4304.400 | 7.34 | 33.26 | 42.38 | 47.90 | 46.12 | 74.00 | -27.88 | peak |
| 5 | 11000.000 | 11.63 | 37.80 | 37.88 | 39.77 | 51.32 | 74.00 | -22.68 | peak |
| 6 | pp16500.000 | 14.50 | 42.20 | 39.86 | 35.41 | 52.25 | 68.20 | -15.95 | peak |



Mode:i; Polarization:Horizontal; Modulation:802.11n; bandwidth:20MHz; Channel:middle



Condition: 3m HORIZONTAL

Job No : 02324CR

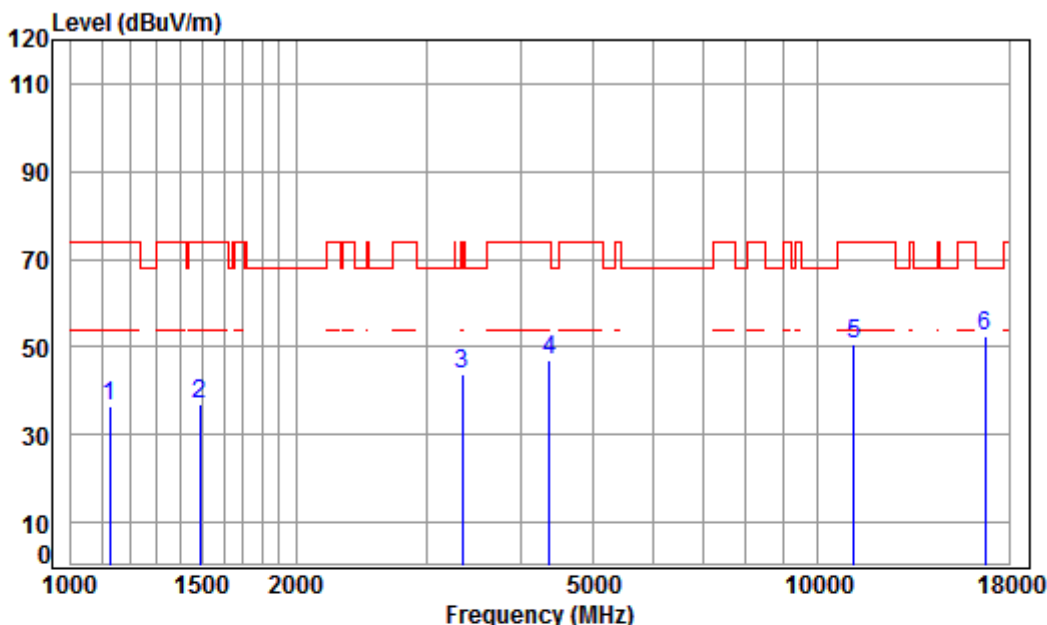
Mode : 5580 TX RSE

Note : 5G WIFI 11N20

| | Freq | Cable Loss | Ant Factor | Preamp Factor | Read Level | Level | Limit | Over Limit | Remark |
|---|-------------|------------|------------|---------------|------------|--------|--------|------------|--------|
| | MHz | dB | dB/m | dB | dBuV | dBuV/m | dBuV/m | dB | |
| 1 | 1125.813 | 4.11 | 24.24 | 41.12 | 51.87 | 39.10 | 74.00 | -34.90 | peak |
| 2 | 1354.577 | 4.99 | 25.25 | 41.30 | 51.76 | 40.70 | 74.00 | -33.30 | peak |
| 3 | 3261.418 | 6.24 | 31.33 | 42.17 | 47.80 | 43.20 | 74.00 | -30.80 | peak |
| 4 | 4456.315 | 7.51 | 33.53 | 42.41 | 48.66 | 47.29 | 68.20 | -20.91 | peak |
| 5 | 11160.000 | 11.80 | 37.83 | 37.98 | 39.02 | 50.67 | 74.00 | -23.33 | peak |
| 6 | pp16740.000 | 15.57 | 42.39 | 40.07 | 34.65 | 52.54 | 68.20 | -15.66 | peak |



Mode:i; Polarization:Vertical; Modulation:802.11n; bandwidth:20MHz; Channel:middle



Condition: 3m VERTICAL

Job No : 02324CR

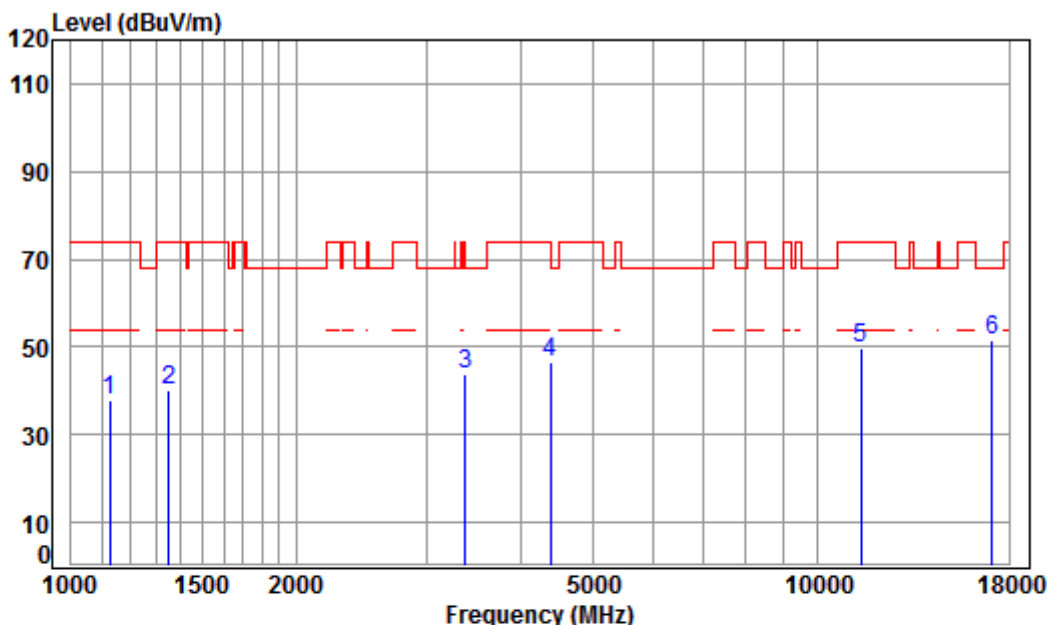
Mode : 5580 TX RSE

Note : 5G WIFI 11N20

| | Freq | Cable Loss | Ant Factor | Preamp Factor | Read Level | Level | Limit | Over Limit | Remark |
|---|-------------|------------|------------|---------------|------------|--------|--------|------------|--------|
| | MHz | dB | dB/m | dB | dBuV | dBuV/m | dBuV/m | dB | |
| 1 | 1125.813 | 4.11 | 24.24 | 41.12 | 49.34 | 36.57 | 74.00 | -37.43 | peak |
| 2 | 1490.142 | 5.45 | 25.76 | 41.40 | 46.93 | 36.74 | 74.00 | -37.26 | peak |
| 3 | 3337.710 | 6.31 | 31.45 | 42.18 | 48.37 | 43.95 | 74.00 | -30.05 | peak |
| 4 | 4367.058 | 7.41 | 33.37 | 42.39 | 48.43 | 46.82 | 74.00 | -27.18 | peak |
| 5 | 11160.000 | 11.80 | 37.83 | 37.98 | 38.94 | 50.59 | 74.00 | -23.41 | peak |
| 6 | pp16740.000 | 15.57 | 42.39 | 40.07 | 34.75 | 52.64 | 68.20 | -15.56 | peak |



Mode:i; Polarization:Horizontal; Modulation:802.11n; bandwidth:20MHz; Channel:High



Condition: 3m HORIZONTAL

Job No : 02324CR

Mode : 5700 TX RSE

Note : 5G WIFI 11N20

| | Freq | Cable Loss | Ant Factor | Preamp Factor | Read Level | Level | Limit | Over Limit | Remark |
|---|-------------|------------|------------|---------------|------------|--------|--------|------------|--------|
| | MHz | dB | dB/m | dB | dBuV | dBuV/m | dBuV/m | dB | |
| 1 | 1125.813 | 4.11 | 24.24 | 41.12 | 50.49 | 37.72 | 74.00 | -36.28 | peak |
| 2 | 1350.667 | 4.98 | 25.23 | 41.30 | 51.24 | 40.15 | 74.00 | -33.85 | peak |
| 3 | 3366.778 | 6.34 | 31.50 | 42.19 | 47.94 | 43.59 | 68.20 | -24.61 | peak |
| 4 | 4379.699 | 7.43 | 33.39 | 42.40 | 47.96 | 46.38 | 74.00 | -27.62 | peak |
| 5 | 11400.000 | 12.04 | 37.88 | 38.13 | 37.80 | 49.59 | 74.00 | -24.41 | peak |
| 6 | pp17100.000 | 16.49 | 42.66 | 40.37 | 32.94 | 51.72 | 68.20 | -16.48 | peak |

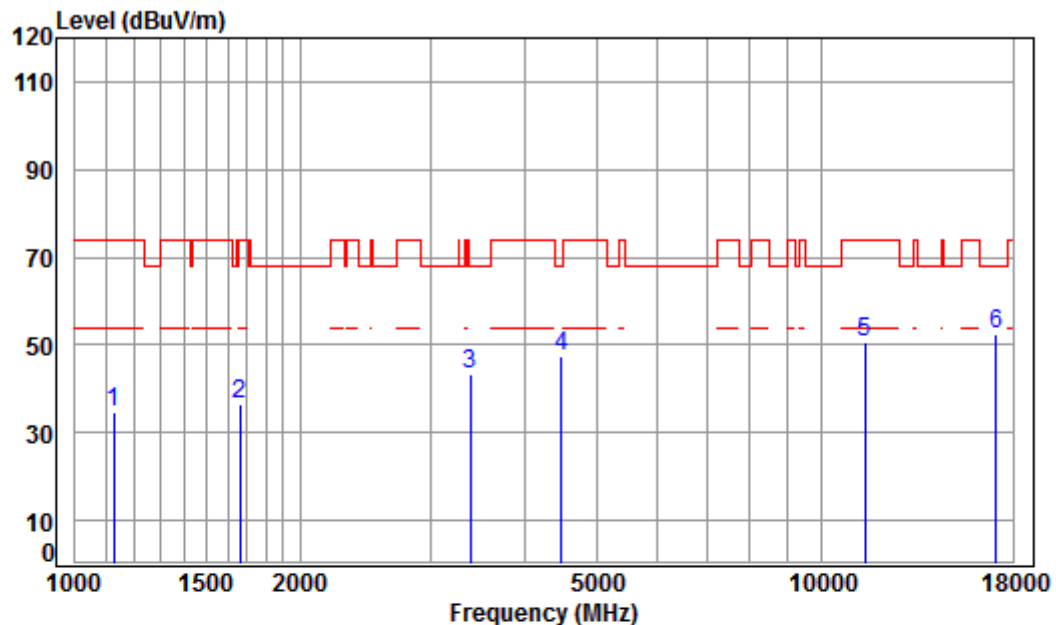


SGS-CSTC Standards Technical Services Co., Ltd.
Shenzhen Branch

Report No.: SZEM180300232405

Page: 117 of 637

Mode:i; Polarization:Vertical; Modulation:802.11n; bandwidth:20MHz; Channel:High



Condition: 3m VERTICAL

Job No : 02324CR

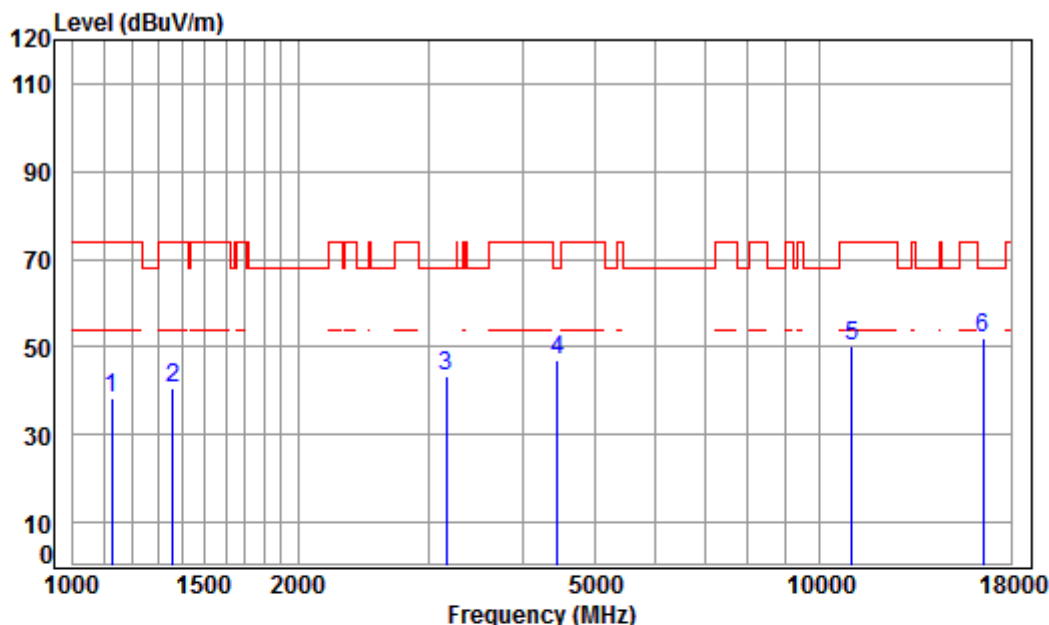
Mode : 5700 TX RSE

Note : 5G WIFI 11N20

| | Freq | Cable Loss | Ant Factor | Preamp Factor | Read Level | Level | Limit | Over Limit | Remark |
|---|-------------|------------|------------|---------------|------------|--------|--------|------------|--------|
| | MHz | dB | dB/m | dB | dBuV | dBuV/m | dBuV/m | dB | |
| 1 | 1125.813 | 4.11 | 24.24 | 41.12 | 47.28 | 34.51 | 74.00 | -39.49 | peak |
| 2 | 1663.137 | 5.27 | 26.52 | 41.51 | 46.38 | 36.66 | 74.00 | -37.34 | peak |
| 3 | 3386.297 | 6.36 | 31.53 | 42.19 | 47.62 | 43.32 | 68.20 | -24.88 | peak |
| 4 | 4482.150 | 7.54 | 33.57 | 42.41 | 48.74 | 47.44 | 68.20 | -20.76 | peak |
| 5 | 11400.000 | 12.04 | 37.88 | 38.13 | 38.82 | 50.61 | 74.00 | -23.39 | peak |
| 6 | pp17100.000 | 16.49 | 42.66 | 40.37 | 33.69 | 52.47 | 68.20 | -15.73 | peak |



Mode:i; Polarization:Horizontal; Modulation:802.11n; bandwidth:40MHz; Channel:Low



Condition: 3m HORIZONTAL

Job No : 02324CR

Mode : 5510 TX RSE

Note : 5G WIFI 11N40

| | Freq | Cable Loss | Ant Factor | Preamp Factor | Read Level | Level | Limit | Over Limit | Remark |
|---|-------------|------------|------------|---------------|------------|--------|--------|------------|--------|
| | MHz | dB | dB/m | dB | dBuV | dBuV/m | dBuV/m | dB | |
| 1 | 1125.813 | 4.11 | 24.24 | 41.12 | 51.26 | 38.49 | 74.00 | -35.51 | peak |
| 2 | 1362.430 | 5.02 | 25.28 | 41.31 | 51.74 | 40.73 | 74.00 | -33.27 | peak |
| 3 | 3159.355 | 6.14 | 31.17 | 42.14 | 47.97 | 43.14 | 68.20 | -25.06 | peak |
| 4 | 4456.315 | 7.51 | 33.53 | 42.41 | 48.36 | 46.99 | 68.20 | -21.21 | peak |
| 5 | 11020.000 | 11.65 | 37.80 | 37.89 | 38.69 | 50.25 | 74.00 | -23.75 | peak |
| 6 | pp16530.000 | 14.63 | 42.22 | 39.89 | 35.04 | 52.00 | 68.20 | -16.20 | peak |

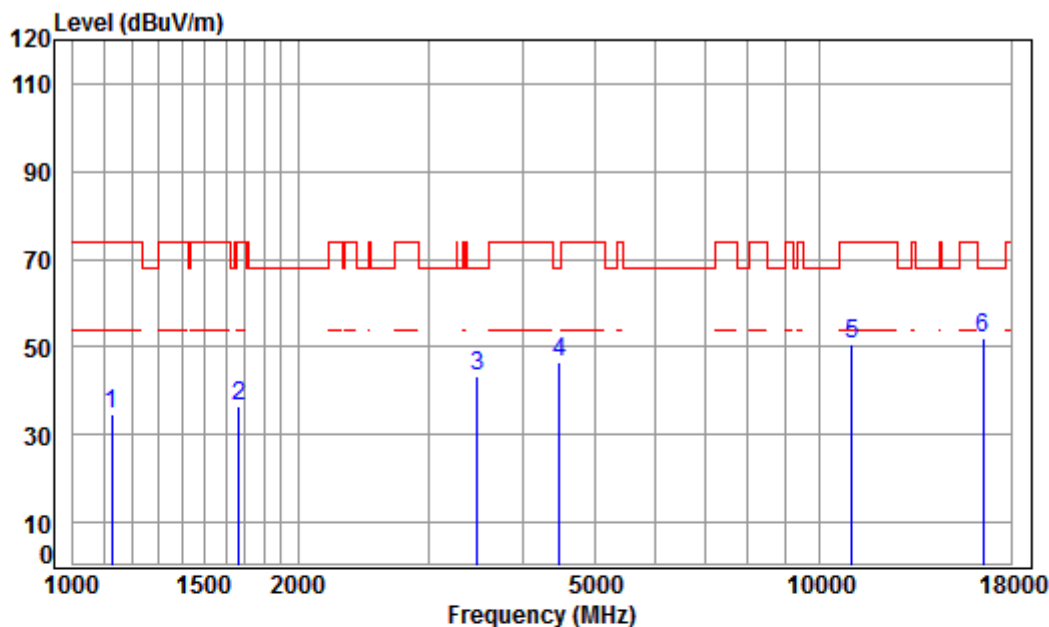


SGS-CSTC Standards Technical Services Co., Ltd.
Shenzhen Branch

Report No.: SZEM180300232405

Page: 119 of 637

Mode:i; Polarization:Vertical; Modulation:802.11n; bandwidth:40MHz; Channel:Low



Condition: 3m VERTICAL

Job No : 02324CR

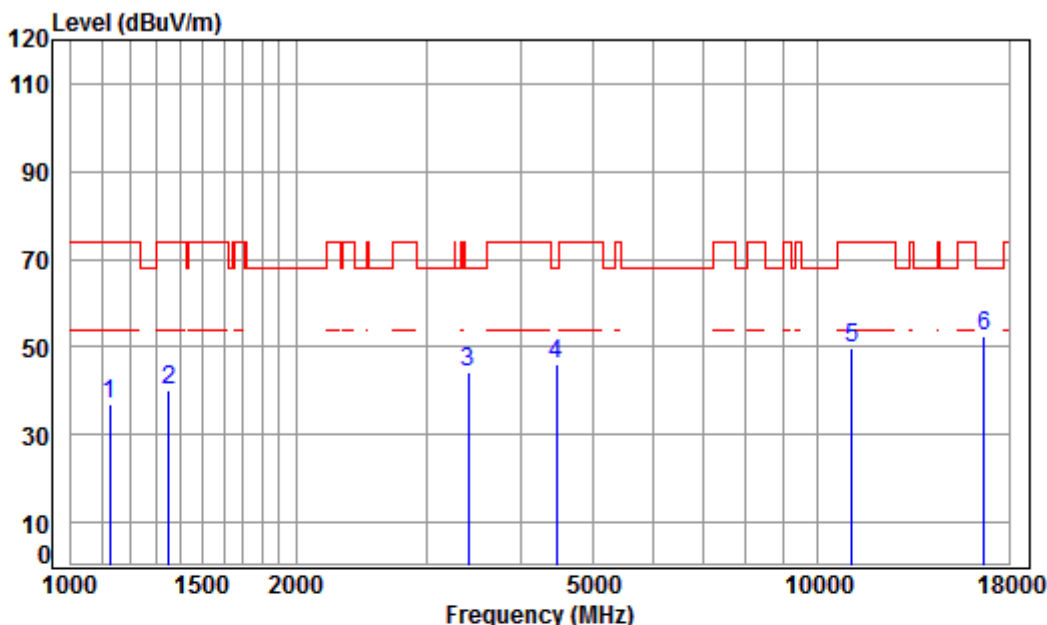
Mode : 5510 TX RSE

Note : 5G WIFI 11N40

| | Freq | Cable Loss | Ant Factor | Preamp Factor | Read Level | Level | Limit | Over Limit | Remark |
|---|-------------|------------|------------|---------------|------------|--------|--------|------------|--------|
| | MHz | dB | dB/m | dB | dBuV | dBuV/m | dBuV/m | dB | |
| 1 | 1125.813 | 4.11 | 24.24 | 41.12 | 47.32 | 34.55 | 74.00 | -39.45 | peak |
| 2 | 1667.951 | 5.27 | 26.54 | 41.51 | 46.22 | 36.52 | 74.00 | -37.48 | peak |
| 3 | 3475.541 | 6.44 | 31.66 | 42.22 | 47.36 | 43.24 | 68.20 | -24.96 | peak |
| 4 | 4482.150 | 7.54 | 33.57 | 42.41 | 47.62 | 46.32 | 68.20 | -21.88 | peak |
| 5 | 11020.000 | 11.65 | 37.80 | 37.89 | 38.99 | 50.55 | 74.00 | -23.45 | peak |
| 6 | pp16530.000 | 14.63 | 42.22 | 39.89 | 35.11 | 52.07 | 68.20 | -16.13 | peak |



Mode:i; Polarization:Horizontal; Modulation:802.11n; bandwidth:40MHz; Channel:Middle



Condition: 3m HORIZONTAL

Job No : 02324CR

Mode : 5550 TX RSE

Note : 5G WIFI 11N40

| | Freq | Cable Loss | Ant Factor | Preamp Factor | Read Level | Level | Limit | Over Limit | Remark |
|---|-------------|------------|------------|---------------|------------|--------|--------|------------|--------|
| | MHz | dB | dB/m | dB | dBuV | dBuV/m | dBuV/m | dB | |
| 1 | 1125.813 | 4.11 | 24.24 | 41.12 | 49.93 | 37.16 | 74.00 | -36.84 | peak |
| 2 | 1350.667 | 4.98 | 25.23 | 41.30 | 51.47 | 40.38 | 74.00 | -33.62 | peak |
| 3 | 3405.929 | 6.38 | 31.56 | 42.20 | 48.65 | 44.39 | 68.20 | -23.81 | peak |
| 4 | 4469.214 | 7.53 | 33.55 | 42.41 | 47.29 | 45.96 | 68.20 | -22.24 | peak |
| 5 | 11100.000 | 11.73 | 37.82 | 37.94 | 38.08 | 49.69 | 74.00 | -24.31 | peak |
| 6 | pp16650.000 | 15.17 | 42.32 | 39.99 | 34.87 | 52.37 | 68.20 | -15.83 | peak |

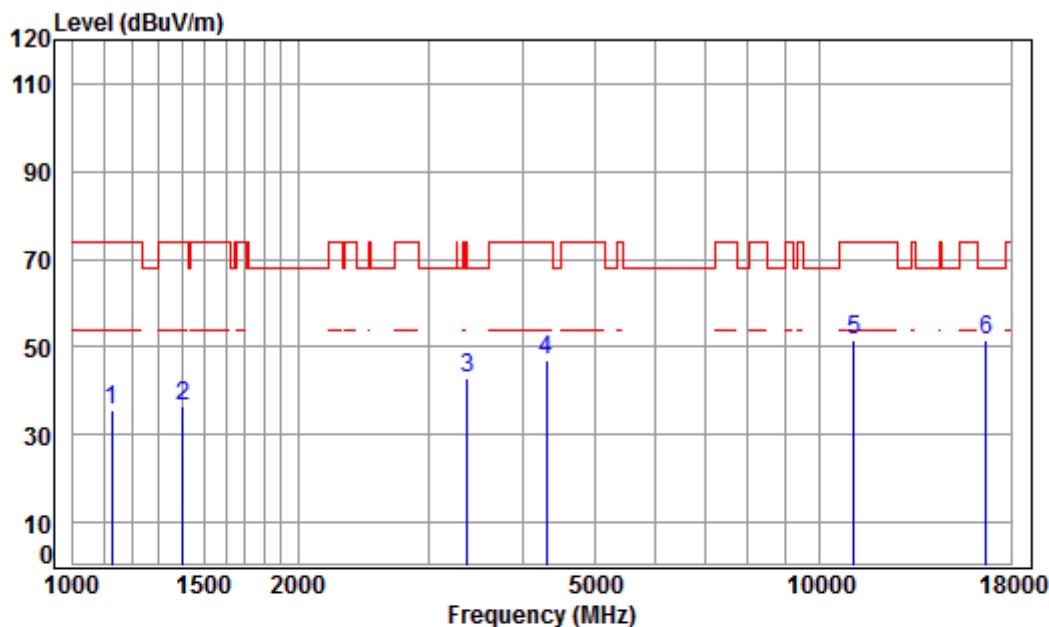


SGS-CSTC Standards Technical Services Co., Ltd.
Shenzhen Branch

Report No.: SZEM180300232405

Page: 121 of 637

Mode:i; Polarization:Vertical; Modulation:802.11n; bandwidth:40MHz; Channel:Middle



Condition: 3m VERTICAL

Job No : 02324CR

Mode : 5550 TX RSE

Note : 5G WIFI 11N40

| | Freq | Cable Loss | Ant Factor | Preamp Factor | Read Level | Level | Limit | Over | Remark |
|---|-------------|------------|------------|---------------|------------|--------|--------|--------|--------|
| | MHz | dB | dB/m | dB | dBuV | dBuV/m | dBuV/m | dB | |
| 1 | 1125.813 | 4.11 | 24.24 | 41.12 | 48.49 | 35.72 | 74.00 | -38.28 | peak |
| 2 | 1402.384 | 5.16 | 25.43 | 41.34 | 47.11 | 36.36 | 74.00 | -37.64 | peak |
| 3 | 3366.778 | 6.34 | 31.50 | 42.19 | 47.03 | 42.68 | 68.20 | -25.52 | peak |
| 4 | 4304.400 | 7.34 | 33.26 | 42.38 | 48.71 | 46.93 | 74.00 | -27.07 | peak |
| 5 | 11100.000 | 11.73 | 37.82 | 37.94 | 39.83 | 51.44 | 74.00 | -22.56 | peak |
| 6 | pp16650.000 | 15.17 | 42.32 | 39.99 | 34.14 | 51.64 | 68.20 | -16.56 | peak |

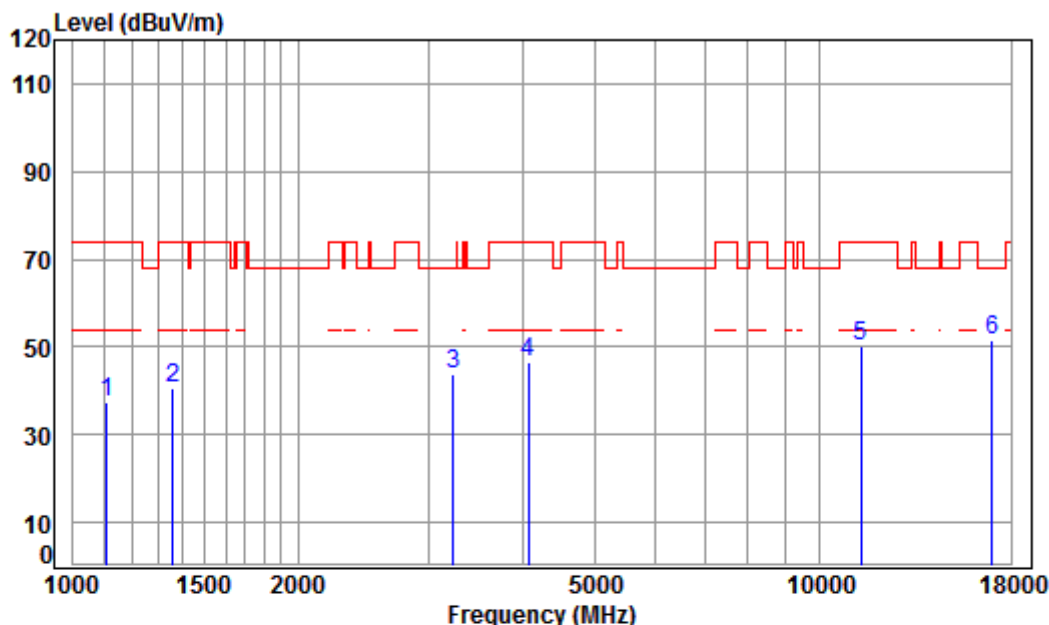


SGS-CSTC Standards Technical Services Co., Ltd.
Shenzhen Branch

Report No.: SZEM180300232405

Page: 122 of 637

Mode:i; Polarization:Horizontal; Modulation:802.11n; bandwidth:40MHz; Channel:High



Condition: 3m HORIZONTAL

Job No : 02324CR

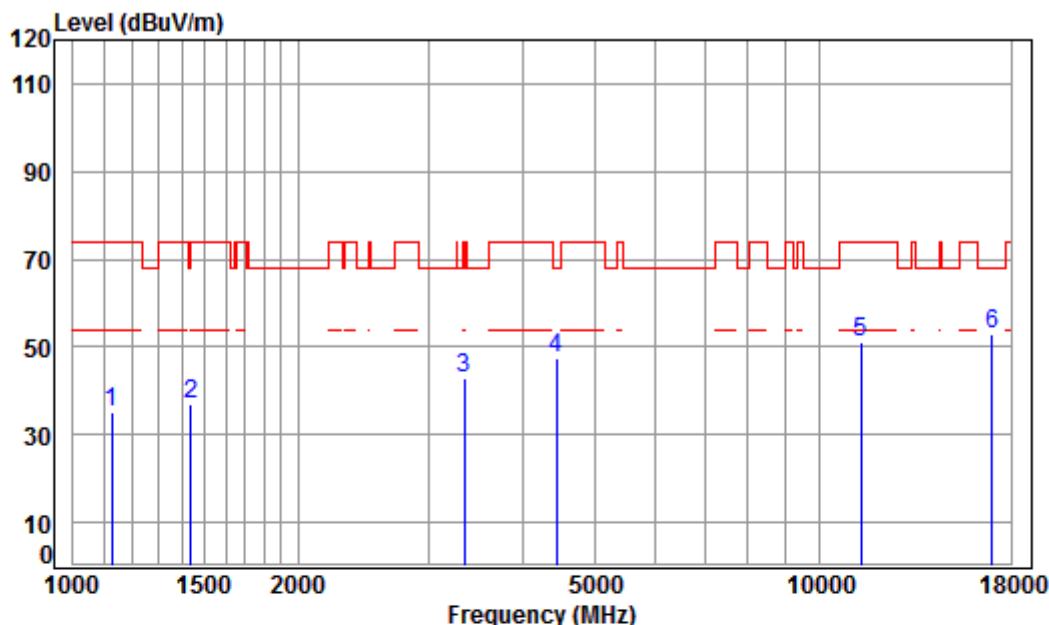
Mode : 5670 TX RSE

Note : 5G WIFI 11N40

| | Freq | Cable Loss | Ant Factor | Preamp Factor | Read Level | Level | Limit | Over Limit | Remark |
|---|-------------|------------|------------|---------------|------------|--------|--------|------------|--------|
| | MHz | dB | dB/m | dB | dBuV | dBuV/m | dBuV/m | dB | |
| 1 | 1109.660 | 4.05 | 24.16 | 41.10 | 50.25 | 37.36 | 74.00 | -36.64 | peak |
| 2 | 1358.498 | 5.01 | 25.26 | 41.31 | 51.77 | 40.73 | 74.00 | -33.27 | peak |
| 3 | 3223.928 | 6.20 | 31.27 | 42.16 | 48.42 | 43.73 | 68.20 | -24.47 | peak |
| 4 | 4074.388 | 7.07 | 32.84 | 42.34 | 48.96 | 46.53 | 74.00 | -27.47 | peak |
| 5 | 11340.000 | 11.98 | 37.87 | 38.10 | 38.35 | 50.10 | 74.00 | -23.90 | peak |
| 6 | pp17010.000 | 16.69 | 42.61 | 40.29 | 32.57 | 51.58 | 68.20 | -16.62 | peak |



Mode:i; Polarization:Vertical; Modulation:802.11n; bandwidth:40MHz; Channel:High



Condition: 3m VERTICAL

Job No : 02324CR

Mode : 5670 TX RSE

Note : 5G WIFI 11N40

| | Freq | Cable Loss | Ant Factor | Preamp Factor | Read Level | Level | Limit | Over Limit | Remark |
|---|-------------|------------|------------|---------------|------------|--------|--------|------------|--------|
| | MHz | dB | dB/m | dB | dBuV | dBuV/m | dBuV/m | dB | |
| 1 | 1125.813 | 4.11 | 24.24 | 41.12 | 48.00 | 35.23 | 74.00 | -38.77 | peak |
| 2 | 1439.343 | 5.28 | 25.58 | 41.36 | 47.34 | 36.84 | 74.00 | -37.16 | peak |
| 3 | 3337.710 | 6.31 | 31.45 | 42.18 | 47.08 | 42.66 | 74.00 | -31.34 | peak |
| 4 | 4430.628 | 7.48 | 33.48 | 42.41 | 49.00 | 47.55 | 68.20 | -20.65 | peak |
| 5 | 11340.000 | 11.98 | 37.87 | 38.10 | 39.14 | 50.89 | 74.00 | -23.11 | peak |
| 6 | pp17010.000 | 16.69 | 42.61 | 40.29 | 33.97 | 52.98 | 68.20 | -15.22 | peak |

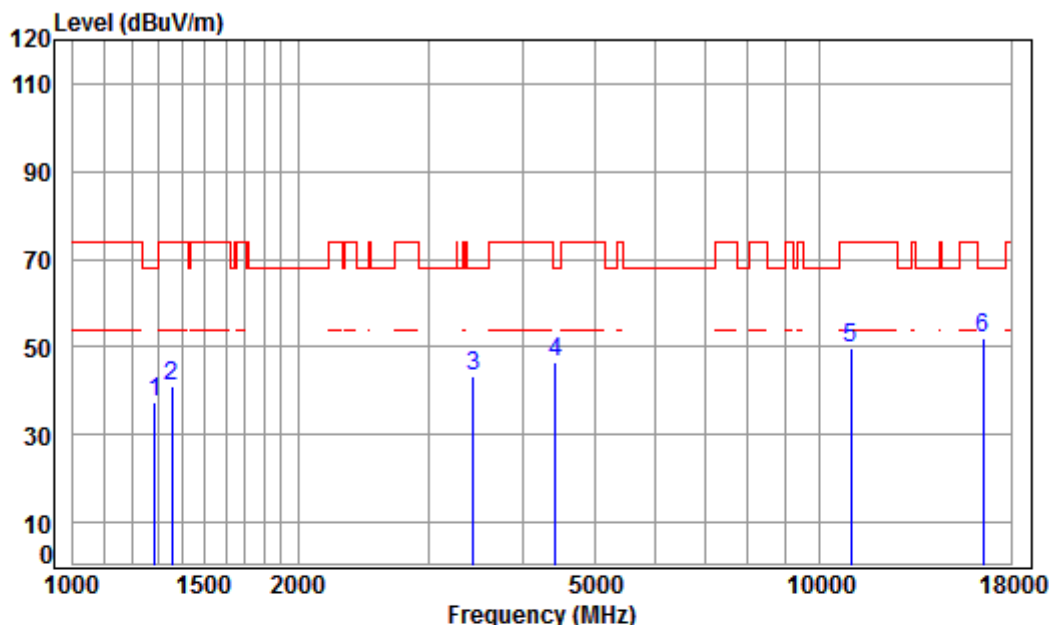


SGS-CSTC Standards Technical Services Co., Ltd.
Shenzhen Branch

Report No.: SZEM180300232405

Page: 124 of 637

Mode:i; Polarization:Horizontal; Modulation:802.11ac; bandwidth:20MHz; Channel:Low



Condition: 3m HORIZONTAL

Job No : 02324CR

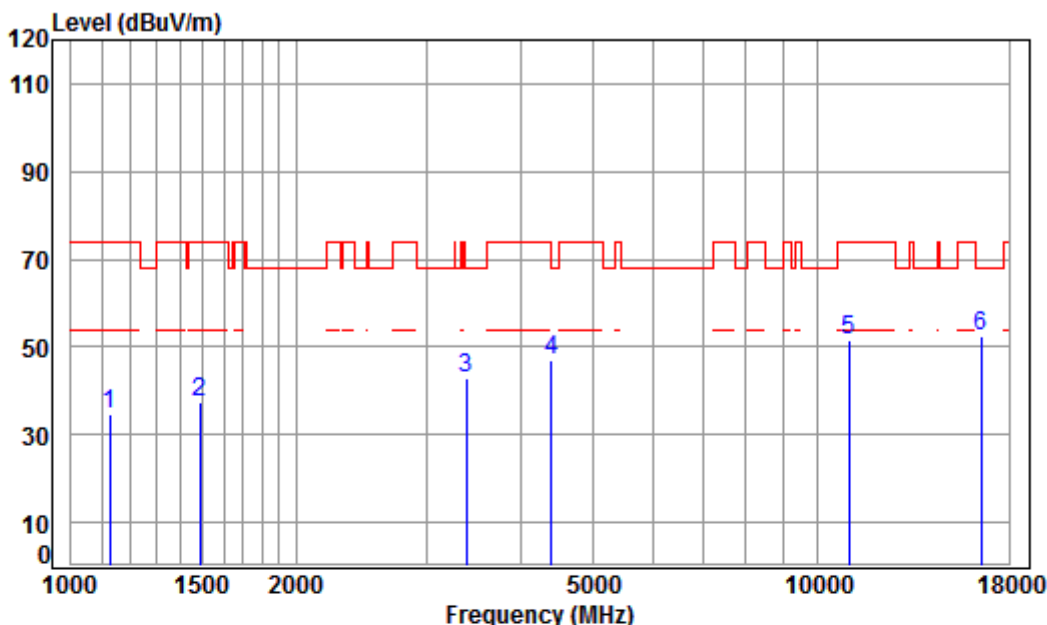
Mode : 5500 TX RSE

Note : 5G WIFI 11AC20

| | Freq | Cable Loss | Ant Factor | Preamp Factor | Read Level | Level | Limit | Over Limit | Remark |
|---|-------------|------------|------------|---------------|------------|--------|--------|------------|--------|
| | MHz | dB | dB/m | dB | dBuV | dBuV/m | dBuV/m | dB | |
| 1 | 1285.904 | 4.75 | 24.96 | 41.25 | 48.87 | 37.33 | 68.20 | -30.87 | peak |
| 2 | 1354.577 | 4.99 | 25.25 | 41.30 | 51.95 | 40.89 | 74.00 | -33.11 | peak |
| 3 | 3435.590 | 6.40 | 31.60 | 42.21 | 47.43 | 43.22 | 68.20 | -24.98 | peak |
| 4 | 4417.841 | 7.47 | 33.46 | 42.40 | 47.80 | 46.33 | 68.20 | -21.87 | peak |
| 5 | 11000.000 | 11.63 | 37.80 | 37.88 | 38.33 | 49.88 | 74.00 | -24.12 | peak |
| 6 | pp16500.000 | 14.50 | 42.20 | 39.86 | 35.31 | 52.15 | 68.20 | -16.05 | peak |



Mode:i; Polarization:Vertical; Modulation:802.11ac; bandwidth:20MHz; Channel:Low



Condition: 3m VERTICAL

Job No : 02324CR

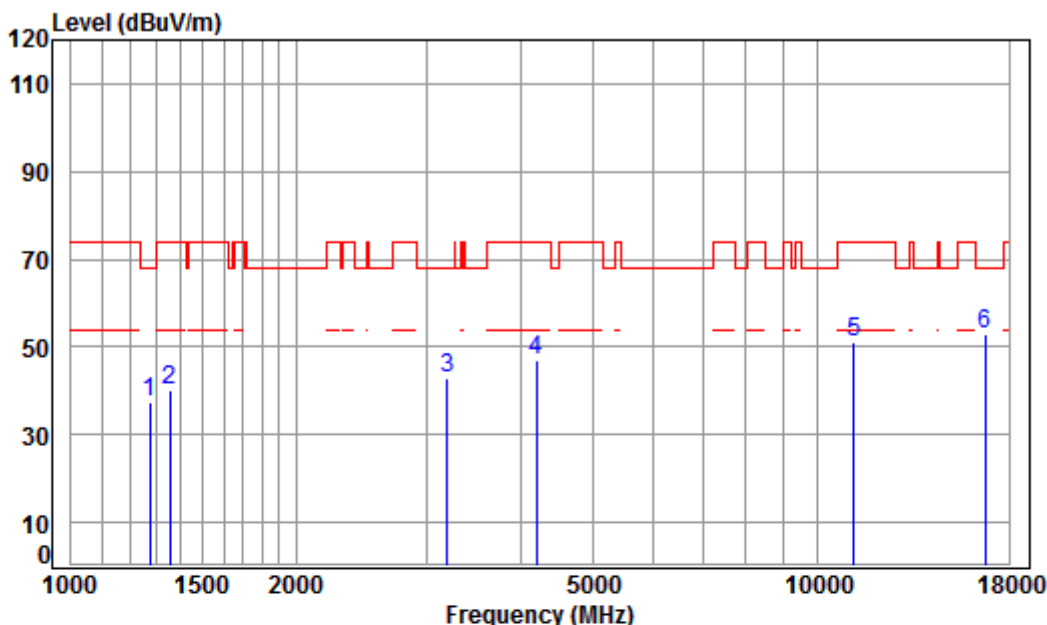
Mode : 5500 TX RSE

Note : 5G WIFI 11AC20

| | Freq | Cable Loss | Ant Factor | Preamp Factor | Read Level | Level | Limit | Over Limit | Remark |
|---|-------------|------------|------------|---------------|------------|--------|--------|------------|--------|
| | MHz | dB | dB/m | dB | dBuV | dBuV/m | dBuV/m | dB | |
| 1 | 1125.813 | 4.11 | 24.24 | 41.12 | 47.62 | 34.85 | 74.00 | -39.15 | peak |
| 2 | 1490.142 | 5.45 | 25.76 | 41.40 | 47.41 | 37.22 | 74.00 | -36.78 | peak |
| 3 | 3386.297 | 6.36 | 31.53 | 42.19 | 47.37 | 43.07 | 68.20 | -25.13 | peak |
| 4 | 4392.376 | 7.44 | 33.42 | 42.40 | 48.64 | 47.10 | 74.00 | -26.90 | peak |
| 5 | 11000.000 | 11.63 | 37.80 | 37.88 | 39.96 | 51.51 | 74.00 | -22.49 | peak |
| 6 | pp16500.000 | 14.50 | 42.20 | 39.86 | 35.66 | 52.50 | 68.20 | -15.70 | peak |



Mode:i; Polarization:Horizontal; Modulation:802.11ac; bandwidth:20MHz; Channel:middle



Condition: 3m HORIZONTAL

Job No : 02324CR

Mode : 5580 TX RSE

Note : 5G WIFI 11AC20

| | Freq | Cable Loss | Ant Factor | Preamp Factor | Read Level | Level | Limit | Over Limit | Remark |
|---|-------------|------------|------------|---------------|------------|--------|--------|------------|--------|
| | MHz | dB | dB/m | dB | dBuV | dBuV/m | dBuV/m | dB | |
| 1 | 1274.802 | 4.71 | 24.92 | 41.24 | 49.15 | 37.54 | 68.20 | -30.66 | peak |
| 2 | 1354.577 | 4.99 | 25.25 | 41.30 | 51.01 | 39.95 | 74.00 | -34.05 | peak |
| 3 | 3186.869 | 6.17 | 31.21 | 42.15 | 47.48 | 42.71 | 68.20 | -25.49 | peak |
| 4 | 4193.872 | 7.21 | 33.06 | 42.36 | 48.95 | 46.86 | 74.00 | -27.14 | peak |
| 5 | 11160.000 | 11.80 | 37.83 | 37.98 | 39.46 | 51.11 | 74.00 | -22.89 | peak |
| 6 | pp16740.000 | 15.57 | 42.39 | 40.07 | 34.97 | 52.86 | 68.20 | -15.34 | peak |

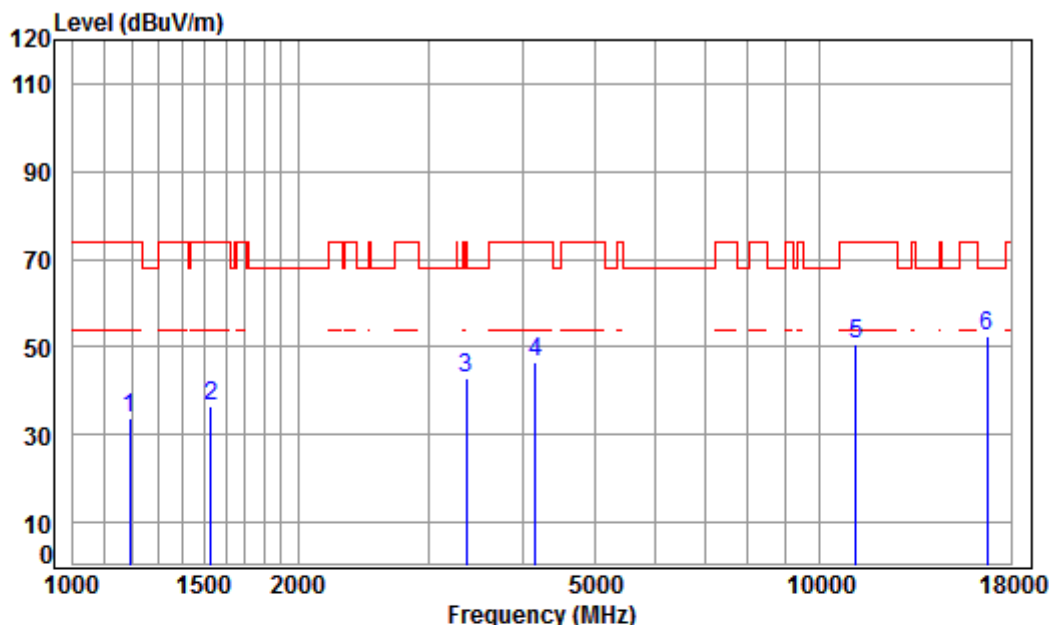


SGS-CSTC Standards Technical Services Co., Ltd.
Shenzhen Branch

Report No.: SZEM180300232405

Page: 127 of 637

Mode:i; Polarization:Vertical; Modulation:802.11ac; bandwidth:20MHz; Channel:middle



Condition: 3m VERTICAL

Job No : 02324CR

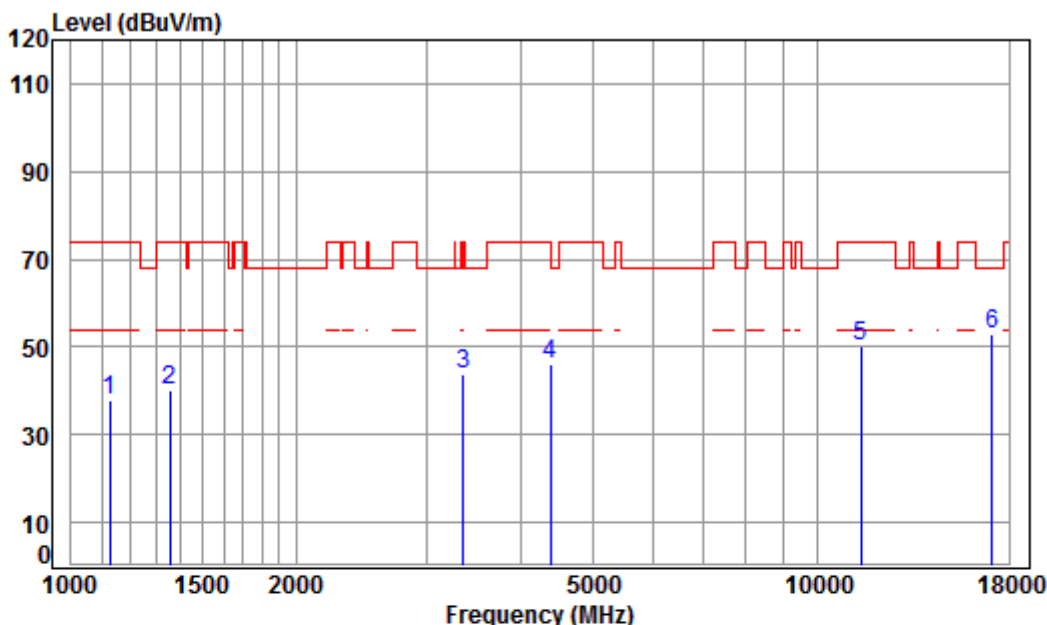
Mode : 5580 TX RSE

Note : 5G WIFI 11AC20

| | Freq | Cable Loss | Ant Factor | Preamp Factor | Read Level | Level | Limit | Over Limit | Remark |
|---|-------------|------------|------------|---------------|------------|--------|--------|------------|--------|
| | MHz | dB | dB/m | dB | dBuV | dBuV/m | dBuV/m | dB | |
| 1 | 1192.811 | 4.39 | 24.56 | 41.18 | 46.00 | 33.77 | 74.00 | -40.23 | peak |
| 2 | 1529.414 | 5.44 | 25.94 | 41.43 | 46.77 | 36.72 | 74.00 | -37.28 | peak |
| 3 | 3357.061 | 6.33 | 31.48 | 42.19 | 47.28 | 42.90 | 74.00 | -31.10 | peak |
| 4 | 4157.664 | 7.17 | 33.00 | 42.36 | 48.66 | 46.47 | 74.00 | -27.53 | peak |
| 5 | 11160.000 | 11.80 | 37.83 | 37.98 | 38.84 | 50.49 | 74.00 | -23.51 | peak |
| 6 | pp16740.000 | 15.57 | 42.39 | 40.07 | 34.67 | 52.56 | 68.20 | -15.64 | peak |



Mode:i; Polarization:Horizontal; Modulation:802.11ac; bandwidth:20MHz; Channel:High



Condition: 3m HORIZONTAL

Job No : 02324CR

Mode : 5700 TX RSE

Note : 5G WIFI 11AC20

| | Freq | Cable Loss | Ant Factor | Preamp Factor | Read Level | Level | Limit | Over Limit | Remark |
|---|-------------|------------|------------|---------------|------------|--------|--------|------------|--------|
| | MHz | dB | dB/m | dB | dBuV | dBuV/m | dBuV/m | dB | |
| 1 | 1125.813 | 4.11 | 24.24 | 41.12 | 50.71 | 37.94 | 74.00 | -36.06 | peak |
| 2 | 1354.577 | 4.99 | 25.25 | 41.30 | 51.23 | 40.17 | 74.00 | -33.83 | peak |
| 3 | 3347.371 | 6.32 | 31.47 | 42.19 | 48.22 | 43.82 | 74.00 | -30.18 | peak |
| 4 | 4379.699 | 7.43 | 33.39 | 42.40 | 47.74 | 46.16 | 74.00 | -27.84 | peak |
| 5 | 11400.000 | 12.04 | 37.88 | 38.13 | 38.63 | 50.42 | 74.00 | -23.58 | peak |
| 6 | pp17100.000 | 16.49 | 42.66 | 40.37 | 34.23 | 53.01 | 68.20 | -15.19 | peak |

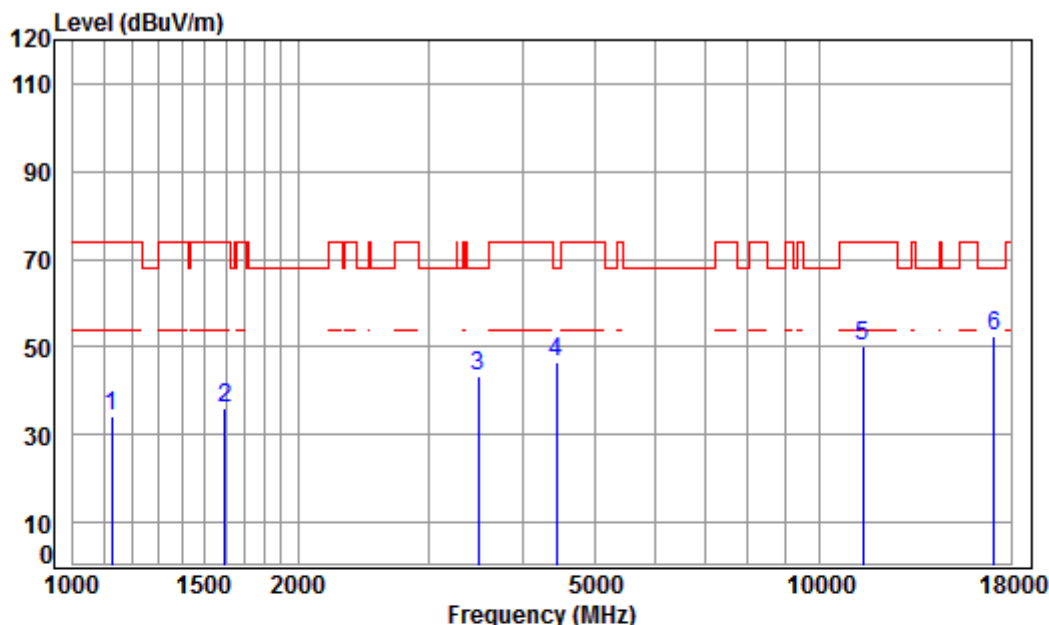


SGS-CSTC Standards Technical Services Co., Ltd.
Shenzhen Branch

Report No.: SZEM180300232405

Page: 129 of 637

Mode:i; Polarization:Vertical; Modulation:802.11ac; bandwidth:20MHz; Channel:High



Condition: 3m VERTICAL

Job No : 02324CR

Mode : 5700 TX RSE

Note : 5G WIFI 11AC20

| | Freq | Cable Loss | Ant Factor | Preamp Factor | Read Level | Level | Limit | Over Limit | Remark |
|---|-------------|------------|------------|---------------|------------|--------|--------|------------|--------|
| | MHz | dB | dB/m | dB | dBuV | dBuV/m | dBuV/m | dB | |
| 1 | 1125.813 | 4.11 | 24.24 | 41.12 | 47.05 | 34.28 | 74.00 | -39.72 | peak |
| 2 | 1597.181 | 5.35 | 26.24 | 41.47 | 46.06 | 36.18 | 74.00 | -37.82 | peak |
| 3 | 3485.601 | 6.45 | 31.68 | 42.22 | 47.52 | 43.43 | 68.20 | -24.77 | peak |
| 4 | 4430.628 | 7.48 | 33.48 | 42.41 | 47.83 | 46.38 | 68.20 | -21.82 | peak |
| 5 | 11400.000 | 12.04 | 37.88 | 38.13 | 38.21 | 50.00 | 74.00 | -24.00 | peak |
| 6 | pp17100.000 | 16.49 | 42.66 | 40.37 | 33.51 | 52.29 | 68.20 | -15.91 | peak |

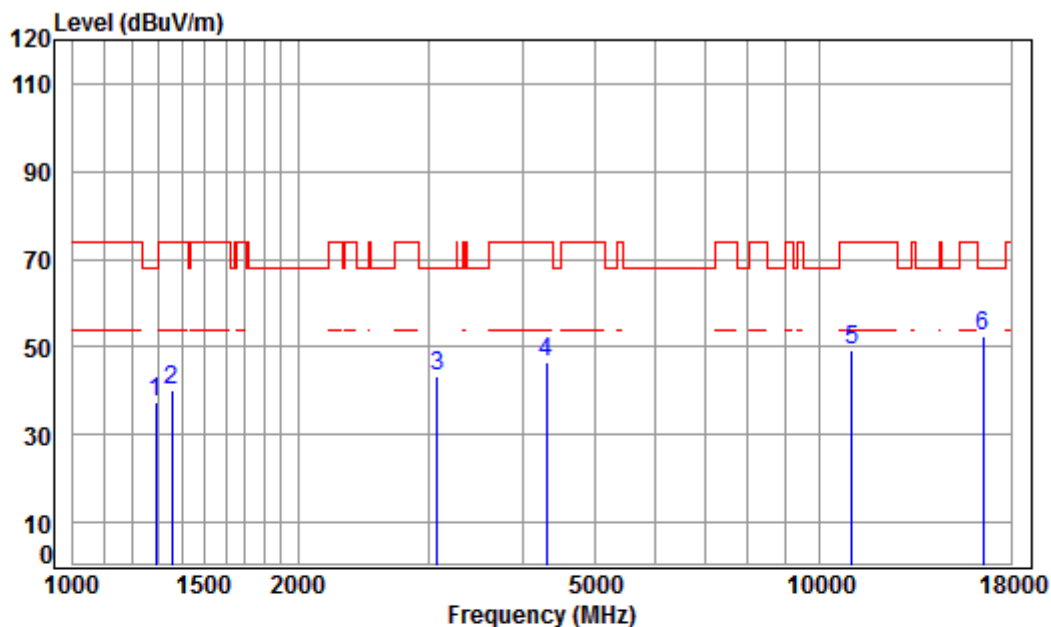


SGS-CSTC Standards Technical Services Co., Ltd.
Shenzhen Branch

Report No.: SZEM180300232405

Page: 130 of 637

Mode:i; Polarization:Horizontal; Modulation:802.11ac; bandwidth:40MHz; Channel:Low



Condition: 3m HORIZONTAL

Job No : 02324CR

Mode : 5510 TX RSE

Note : 5G WIFI 11AC40

| | Freq | Cable Loss | Ant Factor | Preamp Factor | Read Level | Level | Limit | Over Limit | Remark |
|---|-------------|------------|------------|---------------|------------|--------|--------|------------|--------|
| | MHz | dB | dB/m | dB | dBuV | dBuV/m | dBuV/m | dB | |
| 1 | 1289.627 | 4.76 | 24.98 | 41.25 | 49.03 | 37.52 | 68.20 | -30.68 | peak |
| 2 | 1354.577 | 4.99 | 25.25 | 41.30 | 51.03 | 39.97 | 74.00 | -34.03 | peak |
| 3 | 3069.345 | 6.05 | 31.02 | 42.12 | 48.47 | 43.42 | 68.20 | -24.78 | peak |
| 4 | 4304.400 | 7.34 | 33.26 | 42.38 | 48.15 | 46.37 | 74.00 | -27.63 | peak |
| 5 | 11020.000 | 11.65 | 37.80 | 37.89 | 37.94 | 49.50 | 74.00 | -24.50 | peak |
| 6 | pp16530.000 | 14.63 | 42.22 | 39.89 | 35.51 | 52.47 | 68.20 | -15.73 | peak |

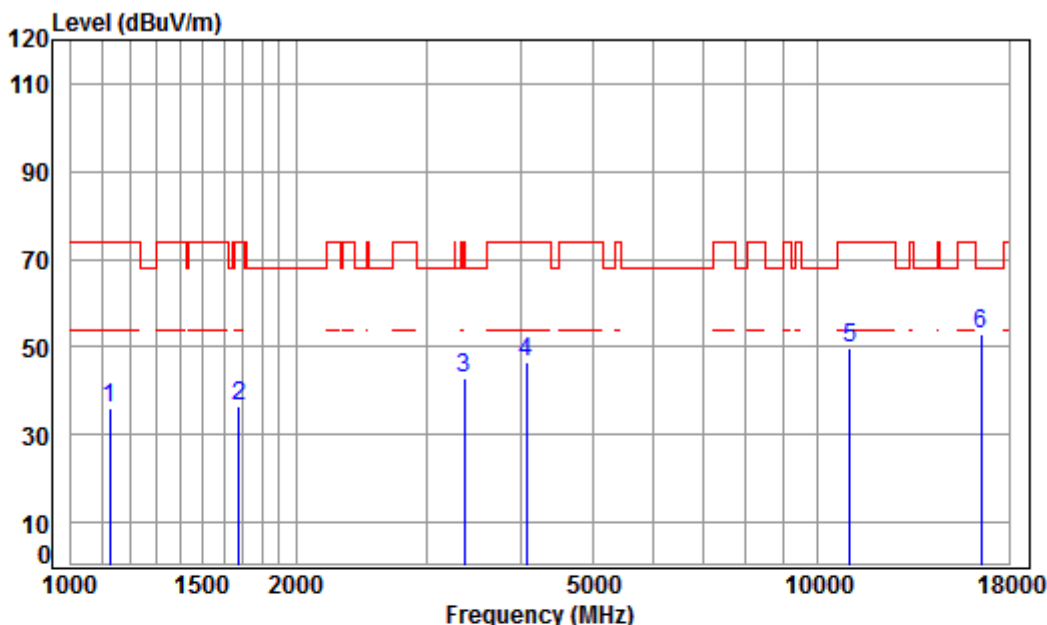


SGS-CSTC Standards Technical Services Co., Ltd.
Shenzhen Branch

Report No.: SZEM180300232405

Page: 131 of 637

Mode:i; Polarization:Vertical; Modulation:802.11ac; bandwidth:40MHz; Channel:Low



Condition: 3m VERTICAL

Job No : 02324CR

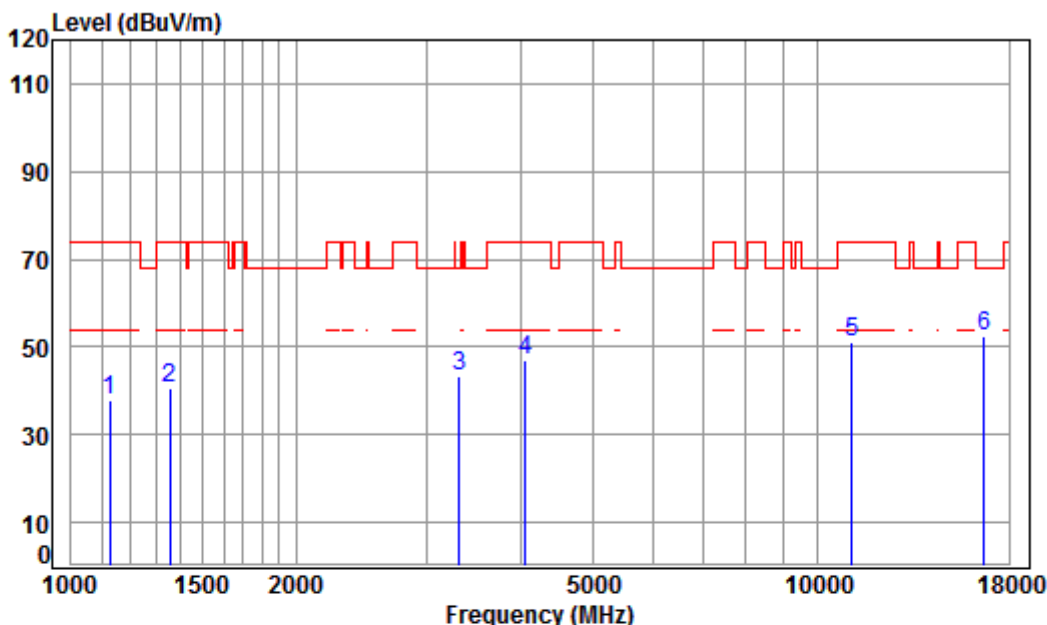
Mode : 5510 TX RSE

Note : 5G WIFI 11AC40

| | Freq | Cable Loss | Ant Factor | Preamp Factor | Read Level | Level | Limit | Over Limit | Remark |
|---|-------------|------------|------------|---------------|------------|--------|--------|------------|--------|
| | MHz | dB | dB/m | dB | dBuV | dBuV/m | dBuV/m | dB | |
| 1 | 1125.813 | 4.11 | 24.24 | 41.12 | 48.85 | 36.08 | 74.00 | -37.92 | peak |
| 2 | 1677.621 | 5.25 | 26.58 | 41.52 | 46.25 | 36.56 | 74.00 | -37.44 | peak |
| 3 | 3357.061 | 6.33 | 31.48 | 42.19 | 47.42 | 43.04 | 74.00 | -30.96 | peak |
| 4 | 4074.388 | 7.07 | 32.84 | 42.34 | 48.99 | 46.56 | 74.00 | -27.44 | peak |
| 5 | 11020.000 | 11.65 | 37.80 | 37.89 | 38.33 | 49.89 | 74.00 | -24.11 | peak |
| 6 | pp16530.000 | 14.63 | 42.22 | 39.89 | 36.12 | 53.08 | 68.20 | -15.12 | peak |



Mode:i; Polarization:Horizontal; Modulation:802.11ac; bandwidth:40MHz; Channel:middle



Condition: 3m HORIZONTAL

Job No : 02324CR

Mode : 5550 TX RSE

Note : 5G WIFI 11AC40

| | Freq | Cable Loss | Ant Factor | Preamp Factor | Read Level | Level | Limit | Over | Remark |
|---|-------------|------------|------------|---------------|------------|--------|--------|--------|--------|
| | MHz | dB | dB/m | dB | dBuV | dBuV/m | dBuV/m | dB | |
| 1 | 1125.813 | 4.11 | 24.24 | 41.12 | 50.64 | 37.87 | 74.00 | -36.13 | peak |
| 2 | 1354.577 | 4.99 | 25.25 | 41.30 | 51.79 | 40.73 | 74.00 | -33.27 | peak |
| 3 | 3308.894 | 6.29 | 31.41 | 42.18 | 47.97 | 43.49 | 68.20 | -24.71 | peak |
| 4 | 4062.629 | 7.06 | 32.82 | 42.34 | 49.41 | 46.95 | 74.00 | -27.05 | peak |
| 5 | 11100.000 | 11.73 | 37.82 | 37.94 | 39.31 | 50.92 | 74.00 | -23.08 | peak |
| 6 | pp16650.000 | 15.17 | 42.32 | 39.99 | 34.75 | 52.25 | 68.20 | -15.95 | peak |

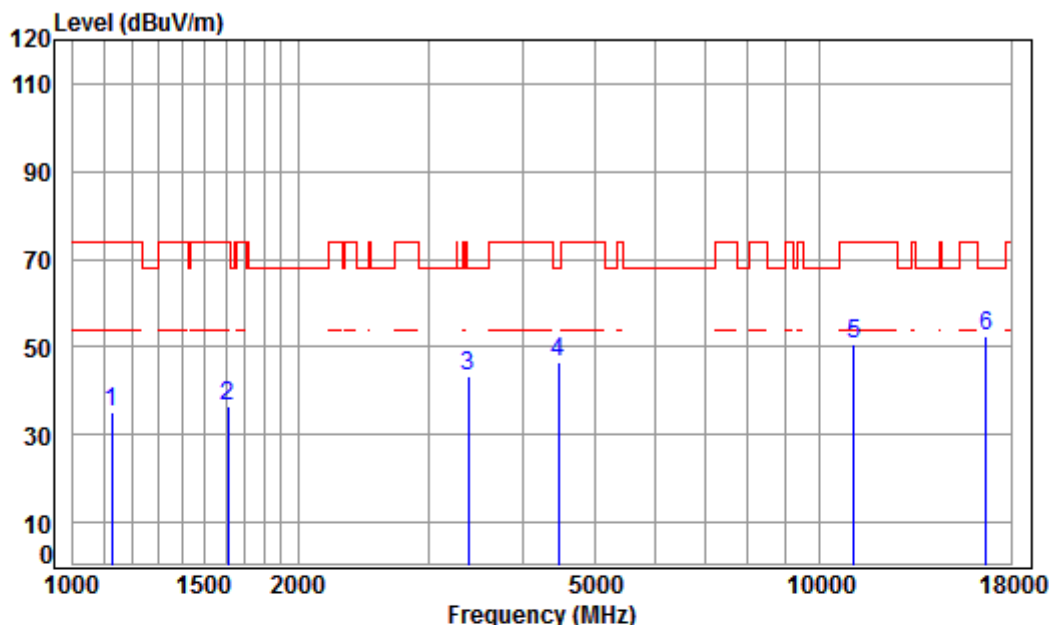


SGS-CSTC Standards Technical Services Co., Ltd.
Shenzhen Branch

Report No.: SZEM180300232405

Page: 133 of 637

Mode:i; Polarization:Vertical; Modulation:802.11ac; bandwidth:40MHz; Channel:middle



Condition: 3m VERTICAL

Job No : 02324CR

Mode : 5550 TX RSE

Note : 5G WIFI 11AC40

| | Freq | Cable Loss | Ant Factor | Preamp Factor | Read Level | Level | Limit | Over Limit | Remark |
|---|-------------|------------|------------|---------------|------------|--------|--------|------------|--------|
| | MHz | dB | dB/m | dB | dBuV | dBuV/m | dBuV/m | dB | |
| 1 | 1125.813 | 4.11 | 24.24 | 41.12 | 47.73 | 34.96 | 74.00 | -39.04 | peak |
| 2 | 1611.091 | 5.34 | 26.30 | 41.48 | 46.32 | 36.48 | 74.00 | -37.52 | peak |
| 3 | 3386.297 | 6.36 | 31.53 | 42.19 | 47.72 | 43.42 | 68.20 | -24.78 | peak |
| 4 | 4469.214 | 7.53 | 33.55 | 42.41 | 47.92 | 46.59 | 68.20 | -21.61 | peak |
| 5 | 11100.000 | 11.73 | 37.82 | 37.94 | 38.97 | 50.58 | 74.00 | -23.42 | peak |
| 6 | pp16650.000 | 15.17 | 42.32 | 39.99 | 35.12 | 52.62 | 68.20 | -15.58 | peak |

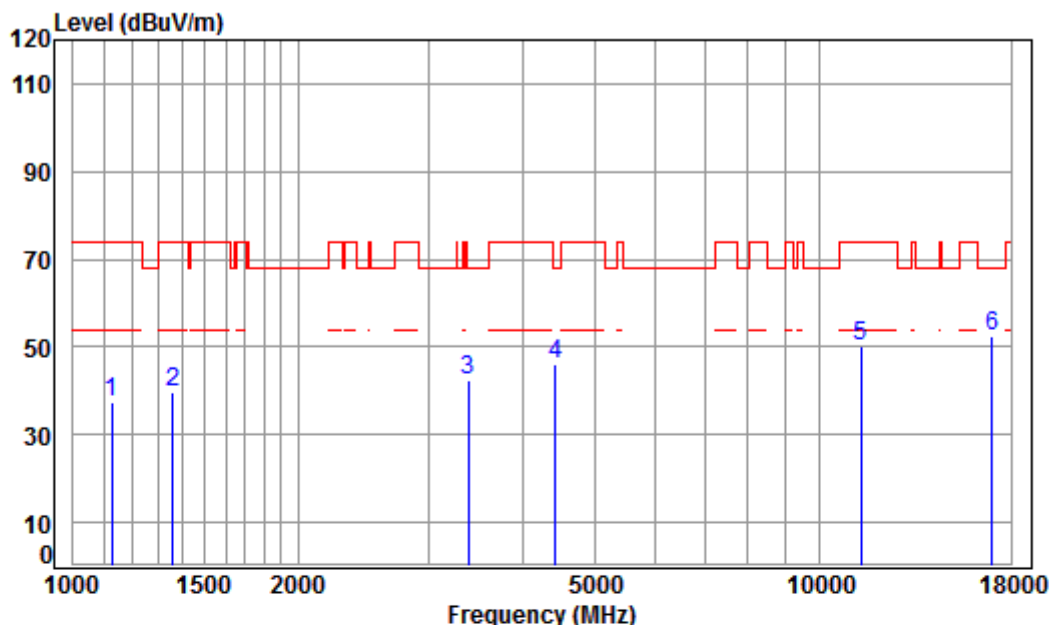


SGS-CSTC Standards Technical Services Co., Ltd.
Shenzhen Branch

Report No.: SZEM180300232405

Page: 134 of 637

Mode:i; Polarization:Horizontal; Modulation:802.11ac; bandwidth:40MHz; Channel:High



Condition: 3m HORIZONTAL

Job No : 02324CR

Mode : 5670 TX RSE

Note : 5G WIFI 11AC40

| | Freq | Cable Loss | Ant Factor | Preamp Factor | Read Level | Level | Limit | Over Limit | Remark |
|---|-------------|------------|------------|---------------|------------|--------|--------|------------|--------|
| | MHz | dB | dB/m | dB | dBuV | dBuV/m | dBuV/m | dB | |
| 1 | 1125.813 | 4.11 | 24.24 | 41.12 | 50.15 | 37.38 | 74.00 | -36.62 | peak |
| 2 | 1362.430 | 5.02 | 25.28 | 41.31 | 50.66 | 39.65 | 74.00 | -34.35 | peak |
| 3 | 3376.523 | 6.35 | 31.51 | 42.19 | 46.74 | 42.41 | 68.20 | -25.79 | peak |
| 4 | 4417.841 | 7.47 | 33.46 | 42.40 | 47.64 | 46.17 | 68.20 | -22.03 | peak |
| 5 | 11340.000 | 11.98 | 37.87 | 38.10 | 38.36 | 50.11 | 74.00 | -23.89 | peak |
| 6 | pp17010.000 | 16.69 | 42.61 | 40.29 | 33.24 | 52.25 | 68.20 | -15.95 | peak |

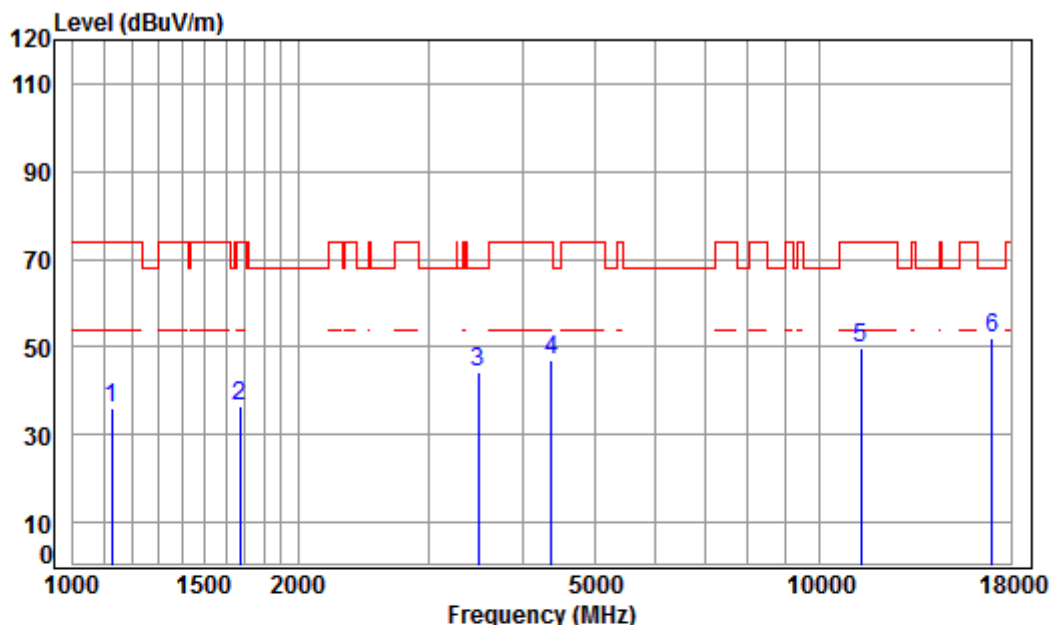


SGS-CSTC Standards Technical Services Co., Ltd.
Shenzhen Branch

Report No.: SZEM180300232405

Page: 135 of 637

Mode:i; Polarization:Vertical; Modulation:802.11ac; bandwidth:40MHz; Channel:High



Condition: 3m VERTICAL

Job No : 02324CR

Mode : 5670 TX RSE

Note : 5G WIFI 11AC40

| | Freq | Cable Loss | Ant Factor | Preamp Factor | Read Level | Level | Limit | Over | Remark |
|---|-------------|------------|------------|---------------|------------|--------|--------|--------|--------|
| | MHz | dB | dB/m | dB | dBuV | dBuV/m | dBuV/m | dB | |
| 1 | 1125.813 | 4.11 | 24.24 | 41.12 | 48.88 | 36.11 | 74.00 | -37.89 | peak |
| 2 | 1672.779 | 5.26 | 26.56 | 41.52 | 46.26 | 36.56 | 74.00 | -37.44 | peak |
| 3 | 3485.601 | 6.45 | 31.68 | 42.22 | 48.38 | 44.29 | 68.20 | -23.91 | peak |
| 4 | 4367.058 | 7.41 | 33.37 | 42.39 | 48.40 | 46.79 | 74.00 | -27.21 | peak |
| 5 | 11340.000 | 11.98 | 37.87 | 38.10 | 37.90 | 49.65 | 74.00 | -24.35 | peak |
| 6 | pp17010.000 | 16.69 | 42.61 | 40.29 | 33.01 | 52.02 | 68.20 | -16.18 | peak |

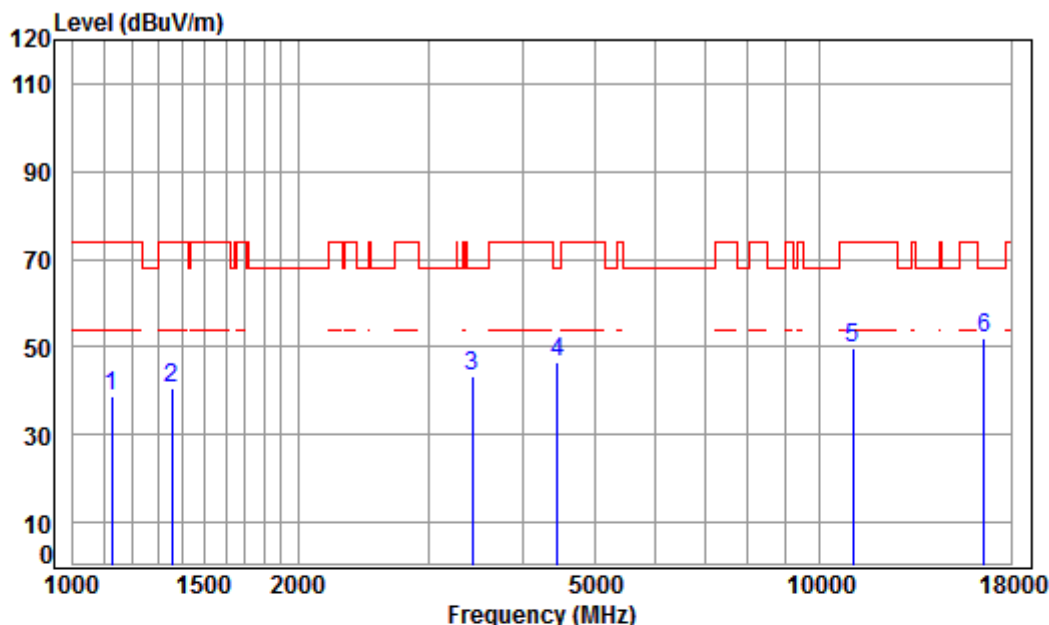


SGS-CSTC Standards Technical Services Co., Ltd.
Shenzhen Branch

Report No.: SZEM180300232405

Page: 136 of 637

Mode:i; Polarization:Horizontal; Modulation:802.11ac; bandwidth:80MHz; Channel:Low



Condition: 3m HORIZONTAL

Job No : 02324CR

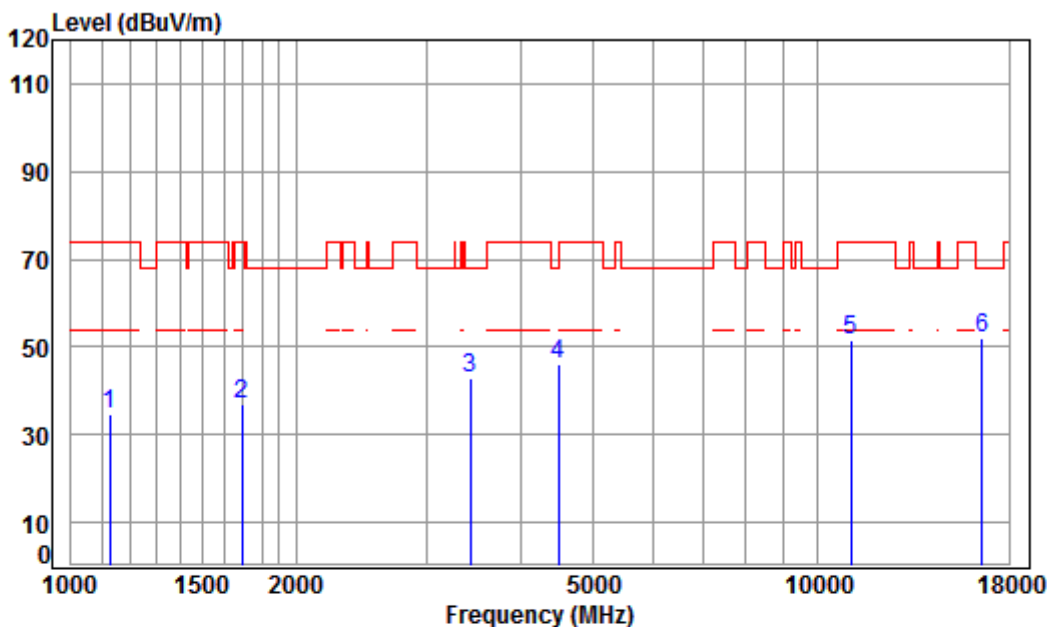
Mode : 5530 TX RSE

Note : 5G WIFI 11AC80

| | Freq | Cable Loss | Ant Factor | Preamp Factor | Read Level | Level | Limit | Over Limit | Remark |
|---|-------------|------------|------------|---------------|------------|--------|--------|------------|--------|
| | MHz | dB | dB/m | dB | dBuV | dBuV/m | dBuV/m | dB | |
| 1 | 1125.813 | 4.11 | 24.24 | 41.12 | 51.63 | 38.86 | 74.00 | -35.14 | peak |
| 2 | 1354.577 | 4.99 | 25.25 | 41.30 | 51.45 | 40.39 | 74.00 | -33.61 | peak |
| 3 | 3425.675 | 6.39 | 31.59 | 42.20 | 47.63 | 43.41 | 68.20 | -24.79 | peak |
| 4 | 4456.315 | 7.51 | 33.53 | 42.41 | 47.87 | 46.50 | 68.20 | -21.70 | peak |
| 5 | 11060.000 | 11.69 | 37.81 | 37.92 | 38.27 | 49.85 | 74.00 | -24.15 | peak |
| 6 | pp16590.000 | 14.90 | 42.27 | 39.94 | 34.93 | 52.16 | 68.20 | -16.04 | peak |



Mode:i; Polarization:Vertical; Modulation:802.11ac; bandwidth:80MHz; Channel:Low



Condition: 3m VERTICAL

Job No : 02324CR

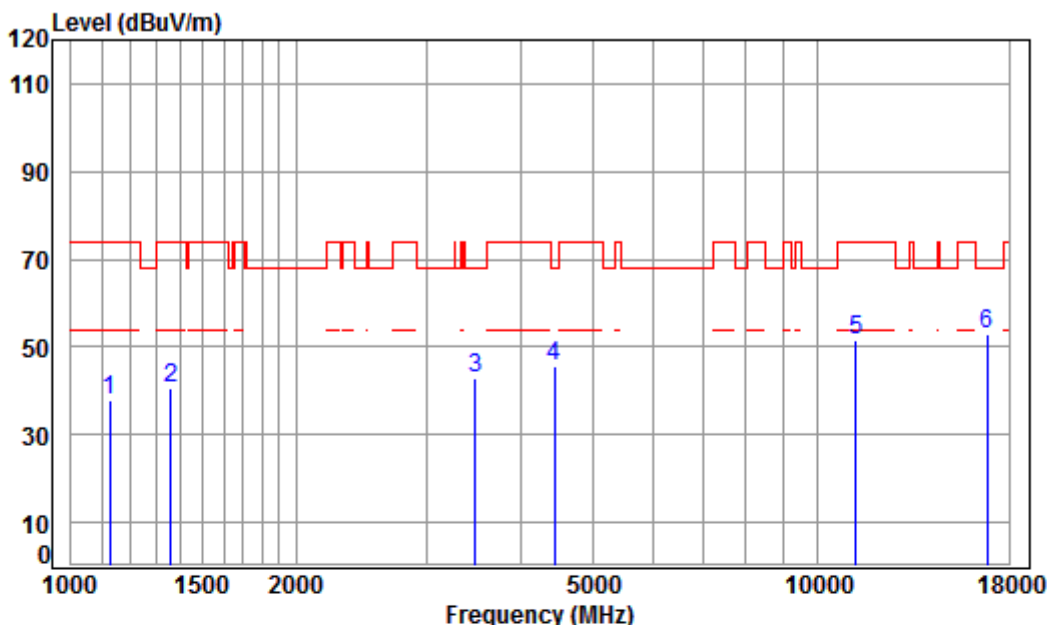
Mode : 5530 TX RSE

Note : 5G WIFI 11AC80

| | Freq | Cable Loss | Ant Factor | Preamp Factor | Read Level | Level | Limit | Over Limit | Remark |
|---|-------------|------------|------------|---------------|------------|--------|--------|------------|--------|
| | MHz | dB | dB/m | dB | dBuV | dBuV/m | dBuV/m | dB | |
| 1 | 1125.813 | 4.11 | 24.24 | 41.12 | 47.50 | 34.73 | 74.00 | -39.27 | peak |
| 2 | 1692.231 | 5.24 | 26.64 | 41.53 | 46.54 | 36.89 | 74.00 | -37.11 | peak |
| 3 | 3425.675 | 6.39 | 31.59 | 42.20 | 47.16 | 42.94 | 68.20 | -25.26 | peak |
| 4 | 4495.125 | 7.55 | 33.59 | 42.42 | 47.47 | 46.19 | 68.20 | -22.01 | peak |
| 5 | 11060.000 | 11.69 | 37.81 | 37.92 | 39.92 | 51.50 | 74.00 | -22.50 | peak |
| 6 | pp16590.000 | 14.90 | 42.27 | 39.94 | 34.93 | 52.16 | 68.20 | -16.04 | peak |



Mode:i; Polarization:Horizontal; Modulation:802.11ac; bandwidth:80MHz; Channel: High



Condition: 3m HORIZONTAL

Job No : 02324CR

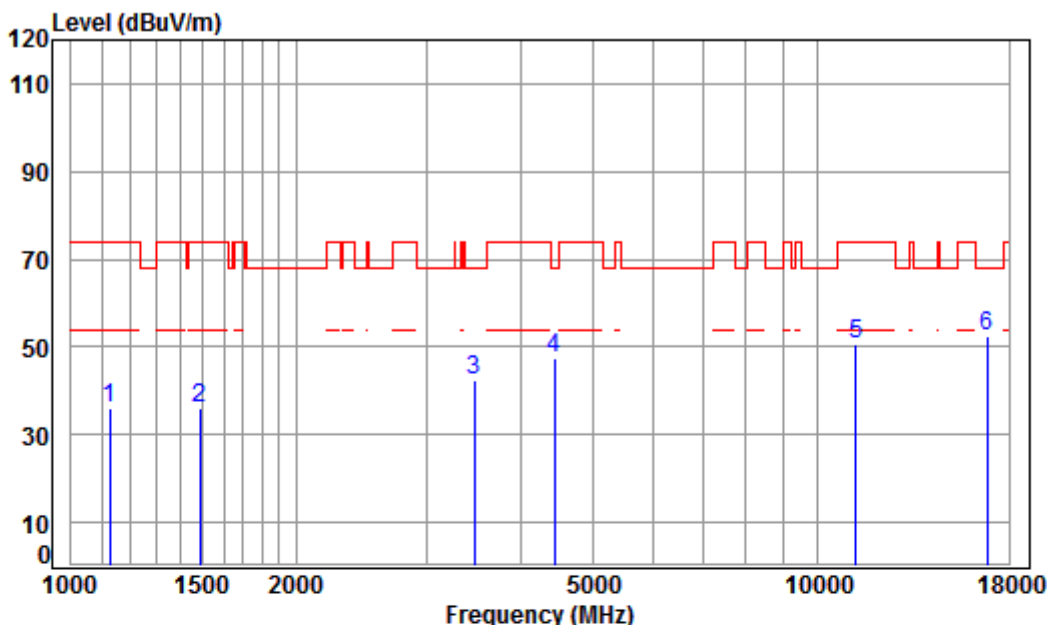
Mode : 5610 TX RSE

Note : 5G WIFI 11AC80

| | Freq | Cable Loss | Ant Factor | Preamp Factor | Read Level | Level | Limit | Over Limit | Remark |
|---|-------------|------------|------------|---------------|------------|--------|--------|------------|--------|
| | MHz | dB | dB/m | dB | dBuV | dBuV/m | dBuV/m | dB | |
| 1 | 1125.813 | 4.11 | 24.24 | 41.12 | 50.49 | 37.72 | 74.00 | -36.28 | peak |
| 2 | 1362.430 | 5.02 | 25.28 | 41.31 | 51.58 | 40.57 | 74.00 | -33.43 | peak |
| 3 | 3475.541 | 6.44 | 31.66 | 42.22 | 46.97 | 42.85 | 68.20 | -25.35 | peak |
| 4 | 4443.453 | 7.50 | 33.50 | 42.41 | 47.20 | 45.79 | 68.20 | -22.41 | peak |
| 5 | 11220.000 | 11.86 | 37.84 | 38.02 | 39.76 | 51.44 | 74.00 | -22.56 | peak |
| 6 | pp16830.000 | 15.97 | 42.47 | 40.14 | 34.70 | 53.00 | 68.20 | -15.20 | peak |



Mode:i; Polarization:Vertical; Modulation:802.11ac; bandwidth:80MHz; Channel: High



Condition: 3m VERTICAL

Job No : 02324CR

Mode : 5610 TX RSE

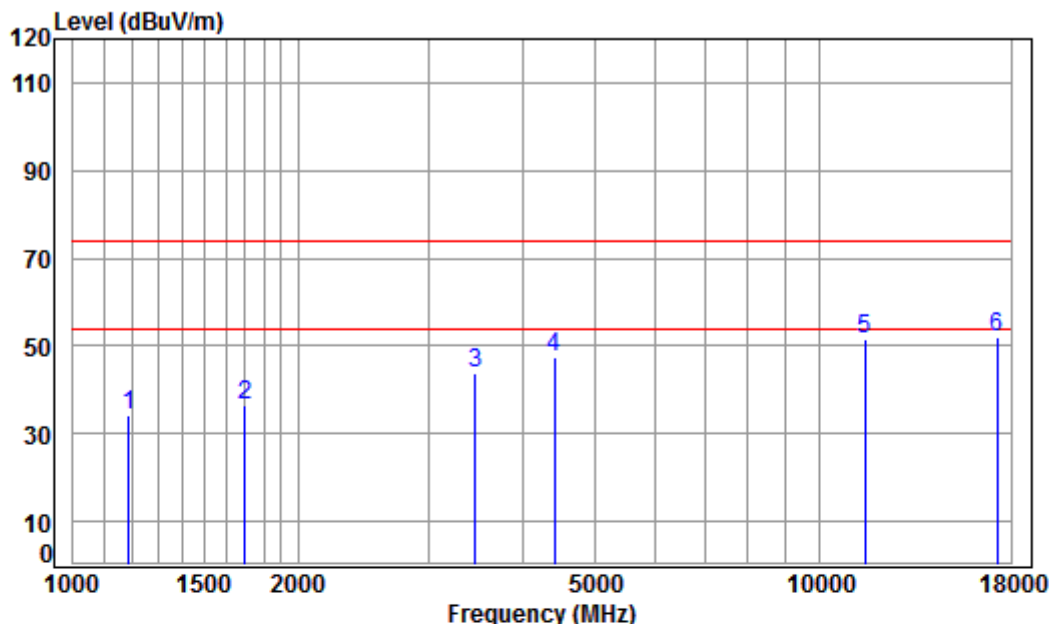
Note : 5G WIFI 11AC80

| | Freq | Cable Loss | Ant Factor | Preamp Factor | Read Level | Level | Limit | Over | Remark |
|---|-------------|------------|------------|---------------|------------|--------|--------|--------|--------|
| | MHz | dB | dB/m | dB | dBuV | dBuV/m | dBuV/m | dB | |
| 1 | 1125.813 | 4.11 | 24.24 | 41.12 | 48.67 | 35.90 | 74.00 | -38.10 | peak |
| 2 | 1490.142 | 5.45 | 25.76 | 41.40 | 46.31 | 36.12 | 74.00 | -37.88 | peak |
| 3 | 3465.510 | 6.43 | 31.65 | 42.21 | 46.74 | 42.61 | 68.20 | -25.59 | peak |
| 4 | 4430.628 | 7.48 | 33.48 | 42.41 | 48.70 | 47.25 | 68.20 | -20.95 | peak |
| 5 | 11220.000 | 11.86 | 37.84 | 38.02 | 38.79 | 50.47 | 74.00 | -23.53 | peak |
| 6 | pp16830.000 | 15.97 | 42.47 | 40.14 | 34.32 | 52.62 | 68.20 | -15.58 | peak |



Band III:

Mode:j; Polarization:Horizontal; Modulation:802.11a; bandwidth:20MHz; Channel:Low



Condition: 3m HORIZONTAL

Job No : 02324CR

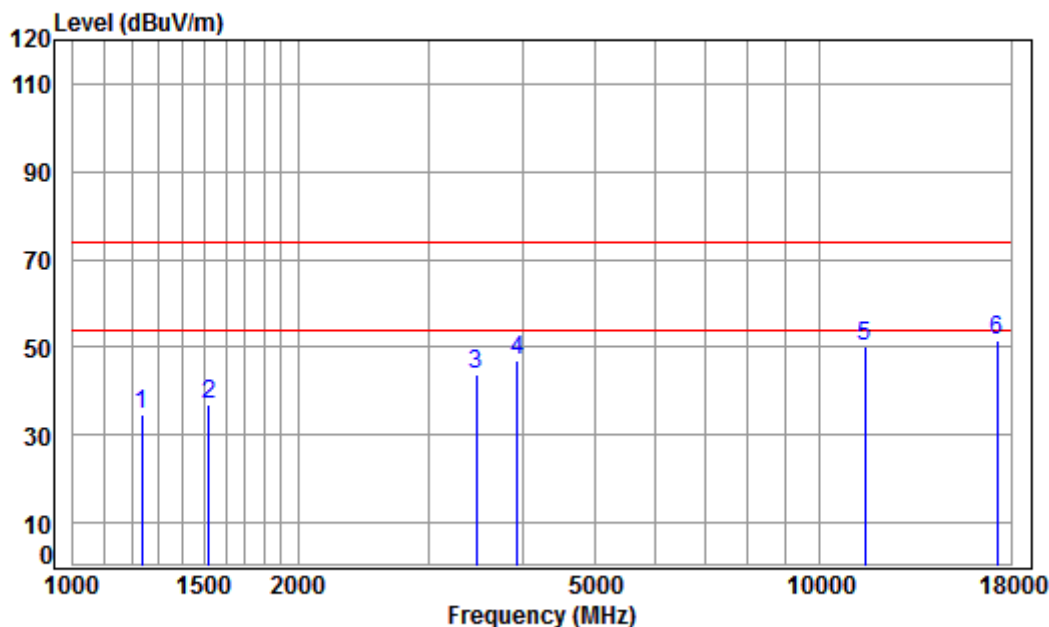
Mode : 5745 TX RSE

Note : 5G WIFI 11A

| | Freq | Cable Loss | Ant Factor | Preamp Factor | Read Level | Level | Limit | Over Limit | Remark |
|---|-----------|------------|------------|---------------|------------|--------|--------|------------|--------|
| | MHz | dB | dB/m | dB | dBuV | dBuV/m | dBuV/m | dB | |
| 1 | 1189.368 | 4.38 | 24.54 | 41.17 | 46.52 | 34.27 | 74.00 | -39.73 | peak |
| 2 | 1697.129 | 5.23 | 26.66 | 41.53 | 46.24 | 36.60 | 74.00 | -37.40 | peak |
| 3 | 3455.508 | 6.42 | 31.63 | 42.21 | 47.96 | 43.80 | 74.00 | -30.20 | peak |
| 4 | 4405.090 | 7.46 | 33.44 | 42.40 | 48.93 | 47.43 | 74.00 | -26.57 | peak |
| 5 | 11490.000 | 12.13 | 37.90 | 38.19 | 39.65 | 51.49 | 74.00 | -22.51 | peak |
| 6 | 17235.000 | 16.18 | 42.74 | 40.48 | 33.70 | 52.14 | 74.00 | -21.86 | peak |



Mode:j; Polarization:Vertical; Modulation:802.11a; bandwidth:20MHz; Channel:Low



Condition: 3m VERTICAL

Job No : 02324CR

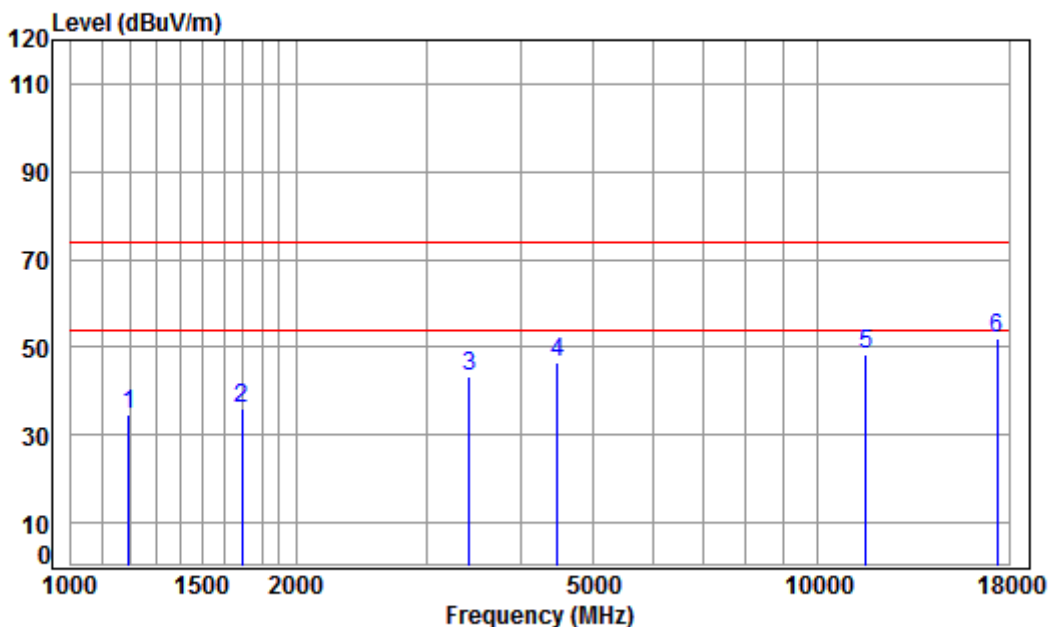
Mode : 5745 TX RSE

Note : 5G WIFI 11A

| | Freq | Cable Loss | Ant Factor | Preamp Factor | Read Level | Level | Limit | Over Limit | Remark |
|---|-------------|------------|------------|---------------|------------|--------|--------|------------|--------|
| | MHz | dB | dB/m | dB | dBuV | dBuV/m | dBuV/m | dB | |
| 1 | 1234.909 | 4.55 | 24.74 | 41.21 | 46.52 | 34.60 | 74.00 | -39.40 | peak |
| 2 | 1520.598 | 5.45 | 25.89 | 41.42 | 46.94 | 36.86 | 74.00 | -37.14 | peak |
| 3 | 3465.510 | 6.43 | 31.65 | 42.21 | 47.83 | 43.70 | 74.00 | -30.30 | peak |
| 4 | 3935.493 | 6.92 | 32.58 | 42.31 | 49.75 | 46.94 | 74.00 | -27.06 | peak |
| 5 | 11490.000 | 12.13 | 37.90 | 38.19 | 38.14 | 49.98 | 74.00 | -24.02 | peak |
| 6 | pp17235.000 | 16.18 | 42.74 | 40.48 | 33.34 | 51.78 | 74.00 | -22.22 | peak |



Mode;j; Polarization:Horizontal; Modulation:802.11a; bandwidth:20MHz; Channel:middle



Condition: 3m HORIZONTAL

Job No : 02324CR

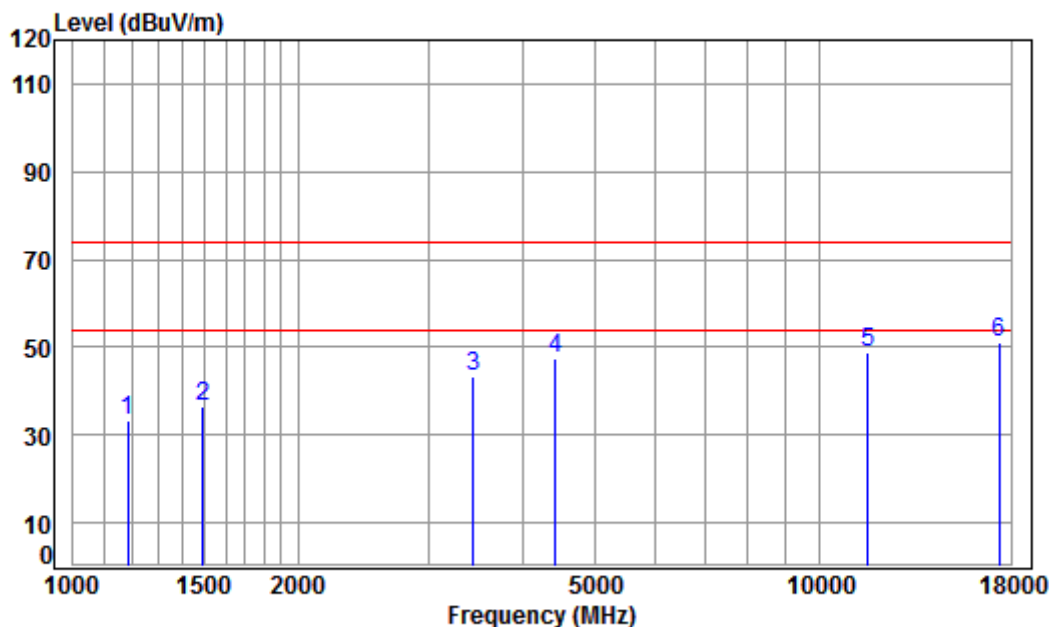
Mode : 5785 TX RSE

Note : 5G WIFI 11A

| | Freq | Cable Loss | Ant Factor | Preamp Factor | Read Level | Level | Limit | Over Limit | Remark |
|---|-------------|------------|------------|---------------|------------|--------|--------|------------|--------|
| | MHz | dB | dB/m | dB | dBuV | dBuV/m | dBuV/m | dB | |
| 1 | 1196.264 | 4.40 | 24.57 | 41.18 | 46.72 | 34.51 | 74.00 | -39.49 | peak |
| 2 | 1692.231 | 5.24 | 26.64 | 41.53 | 45.68 | 36.03 | 74.00 | -37.97 | peak |
| 3 | 3415.787 | 6.38 | 31.57 | 42.20 | 47.40 | 43.15 | 74.00 | -30.85 | peak |
| 4 | 4482.150 | 7.54 | 33.57 | 42.41 | 47.82 | 46.52 | 74.00 | -27.48 | peak |
| 5 | 11570.000 | 12.17 | 37.87 | 38.24 | 36.69 | 48.49 | 74.00 | -25.51 | peak |
| 6 | pp17355.000 | 15.92 | 42.81 | 40.58 | 33.71 | 51.86 | 74.00 | -22.14 | peak |



Mode:j; Polarization:Vertical; Modulation:802.11a; bandwidth:20MHz; Channel:middle



Condition: 3m VERTICAL

Job No : 02324CR

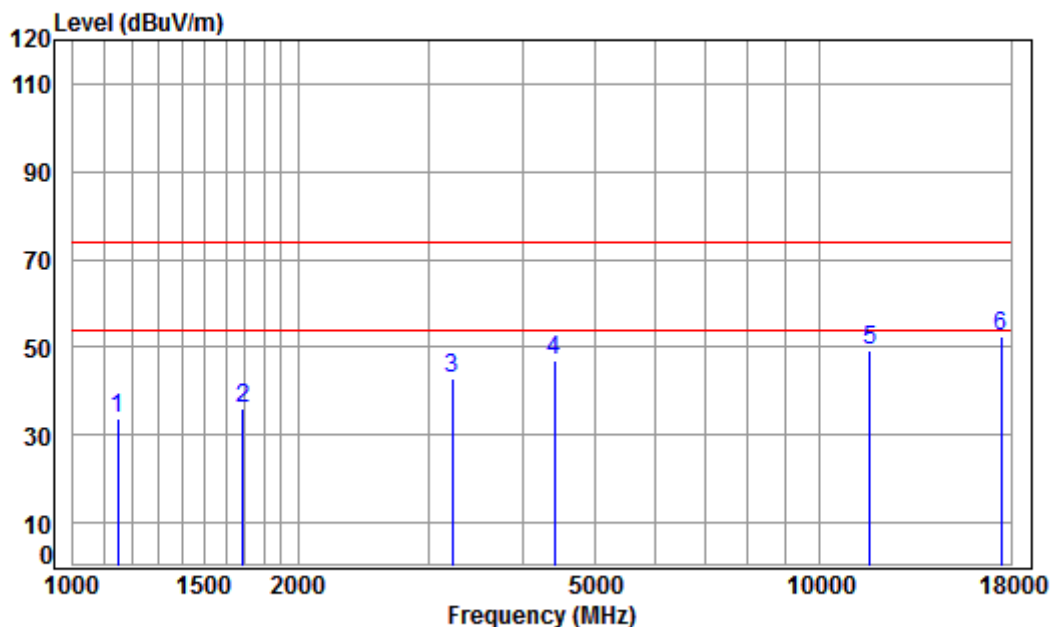
Mode : 5785 TX RSE

Note : 5G WIFI 11A

| | Freq | Cable Loss | Ant Factor | Preamp Factor | Read Level | Level | Limit | Over Limit | Remark |
|---|-------------|------------|------------|---------------|------------|--------|--------|------------|--------|
| | MHz | dB | dB/m | dB | dBuV | dBuV/m | dBuV/m | dB | |
| 1 | 1185.936 | 4.36 | 24.53 | 41.17 | 45.75 | 33.47 | 74.00 | -40.53 | peak |
| 2 | 1494.455 | 5.46 | 25.78 | 41.40 | 46.51 | 36.35 | 74.00 | -37.65 | peak |
| 3 | 3435.590 | 6.40 | 31.60 | 42.21 | 47.76 | 43.55 | 74.00 | -30.45 | peak |
| 4 | 4417.841 | 7.47 | 33.46 | 42.40 | 48.76 | 47.29 | 74.00 | -26.71 | peak |
| 5 | 11570.000 | 12.17 | 37.87 | 38.24 | 36.98 | 48.78 | 74.00 | -25.22 | peak |
| 6 | pp17355.000 | 15.92 | 42.81 | 40.58 | 33.15 | 51.30 | 74.00 | -22.70 | peak |



Mode;j; Polarization:Horizontal; Modulation:802.11a; bandwidth:20MHz; Channel:High



Condition: 3m HORIZONTAL

Job No : 02324CR

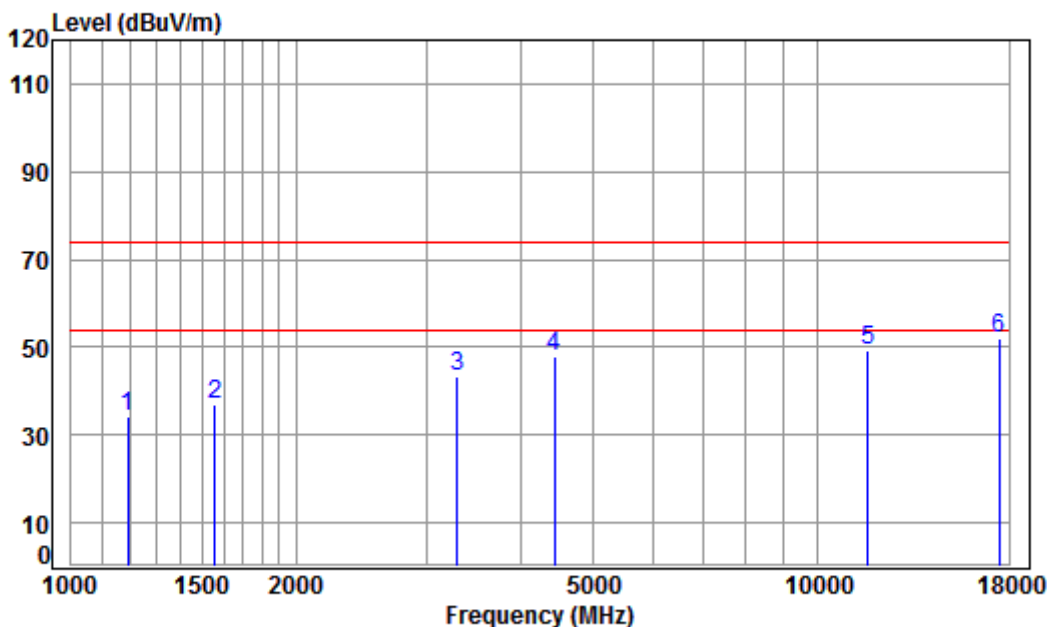
Mode : 5825 TX RSE

Note : 5G WIFI 11A

| | Freq | Cable Loss | Ant Factor | Preamp Factor | Read Level | Level | Limit | Over | Remark |
|---|-------------|------------|------------|---------------|------------|--------|--------|--------|--------|
| | MHz | dB | dB/m | dB | dBuV | dBuV/m | dBuV/m | dB | |
| 1 | 1148.823 | 4.21 | 24.35 | 41.14 | 46.30 | 33.72 | 74.00 | -40.28 | peak |
| 2 | 1687.347 | 5.24 | 26.62 | 41.52 | 45.75 | 36.09 | 74.00 | -37.91 | peak |
| 3 | 3214.623 | 6.20 | 31.26 | 42.15 | 47.56 | 42.87 | 74.00 | -31.13 | peak |
| 4 | 4405.090 | 7.46 | 33.44 | 42.40 | 48.28 | 46.78 | 74.00 | -27.22 | peak |
| 5 | 11650.000 | 12.20 | 37.84 | 38.29 | 37.75 | 49.50 | 74.00 | -24.50 | peak |
| 6 | pp17475.000 | 15.65 | 42.89 | 40.68 | 34.42 | 52.28 | 74.00 | -21.72 | peak |



Mode:j; Polarization:Vertical; Modulation:802.11a; bandwidth:20MHz; Channel:High



Condition: 3m VERTICAL

Job No : 02324CR

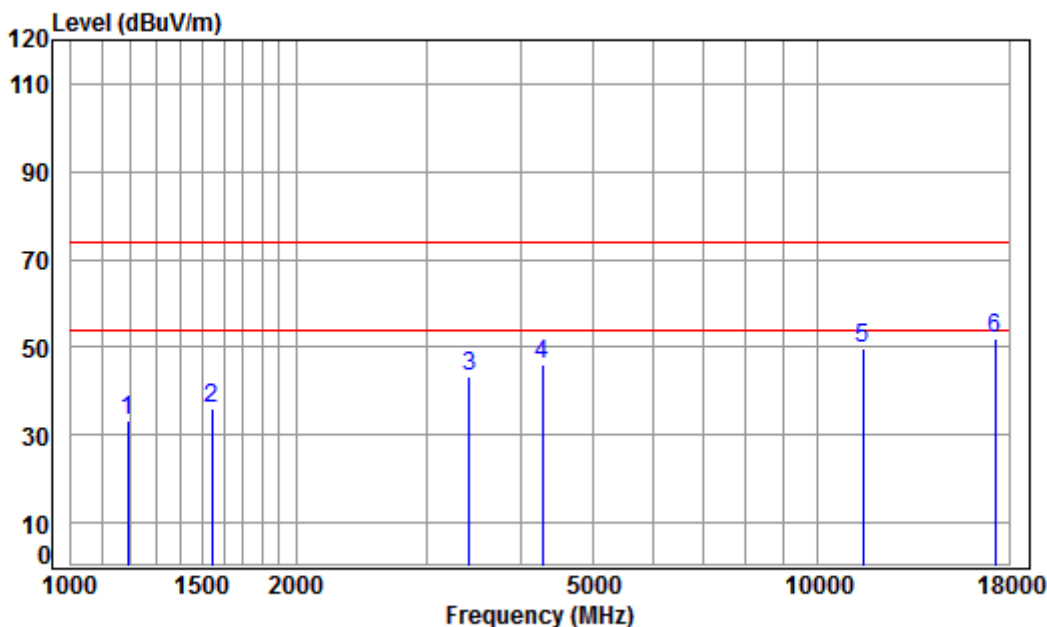
Mode : 5825 TX RSE

Note : 5G WIFI 11A

| | Freq | Cable Loss | Ant Factor | Preamp Factor | Read Level | Level | Limit | Over Limit | Remark |
|---|-------------|------------|------------|---------------|------------|--------|--------|------------|--------|
| | MHz | dB | dB/m | dB | dBuV | dBuV/m | dBuV/m | dB | |
| 1 | 1192.811 | 4.39 | 24.56 | 41.18 | 46.40 | 34.17 | 74.00 | -39.83 | peak |
| 2 | 1556.169 | 5.41 | 26.06 | 41.44 | 46.73 | 36.76 | 74.00 | -37.24 | peak |
| 3 | 3289.821 | 6.27 | 31.38 | 42.17 | 47.81 | 43.29 | 74.00 | -30.71 | peak |
| 4 | 4443.453 | 7.50 | 33.50 | 42.41 | 49.17 | 47.76 | 74.00 | -26.24 | peak |
| 5 | 11650.000 | 12.20 | 37.84 | 38.29 | 37.66 | 49.41 | 74.00 | -24.59 | peak |
| 6 | pp17475.000 | 15.65 | 42.89 | 40.68 | 34.06 | 51.92 | 74.00 | -22.08 | peak |



Mode;j; Polarization:Horizontal; Modulation:802.11n; bandwidth:20MHz; Channel:Low



Condition: 3m HORIZONTAL

Job No : 02324CR

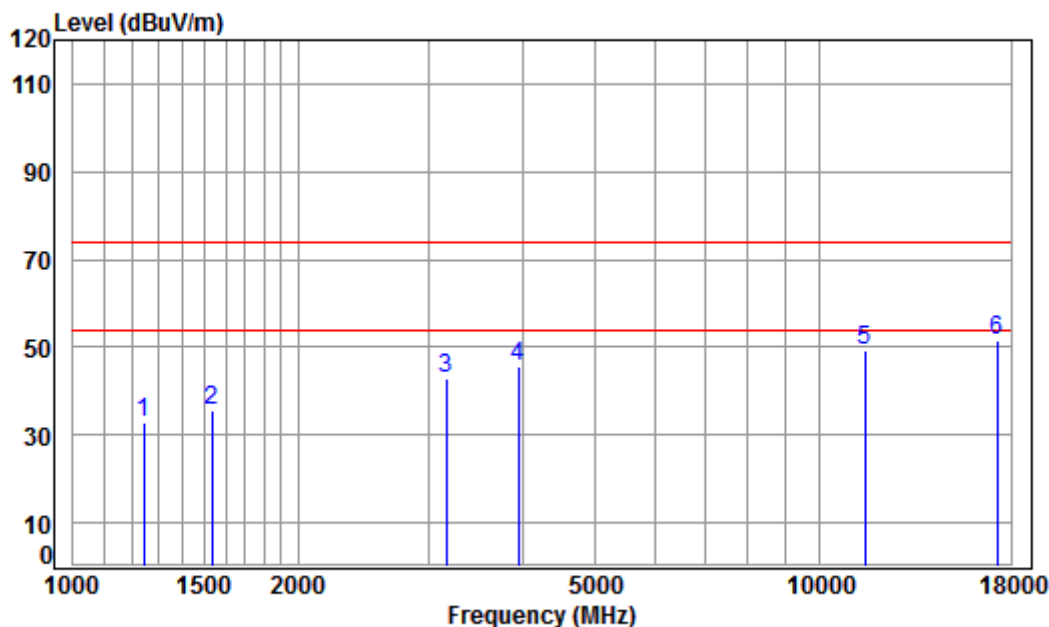
Mode : 5745 TX RSE

Note : 5G WIFI 11N20

| | Freq | Cable Loss | Ant Factor | Preamplifier Factor | Read Level | Level | Limit | Over Limit | Remark |
|---|-------------|------------|------------|---------------------|------------|--------|--------|------------|--------|
| | MHz | dB | dB/m | dB | dBuV | dBuV/m | dBuV/m | dB | |
| 1 | 1192.811 | 4.39 | 24.56 | 41.18 | 45.68 | 33.45 | 74.00 | -40.55 | peak |
| 2 | 1542.733 | 5.42 | 26.00 | 41.43 | 45.97 | 35.96 | 74.00 | -38.04 | peak |
| 3 | 3415.787 | 6.38 | 31.57 | 42.20 | 47.74 | 43.49 | 74.00 | -30.51 | peak |
| 4 | 4279.589 | 7.31 | 33.22 | 42.38 | 48.06 | 46.21 | 74.00 | -27.79 | peak |
| 5 | 11490.000 | 12.13 | 37.90 | 38.19 | 37.90 | 49.74 | 74.00 | -24.26 | peak |
| 6 | pp17235.000 | 16.18 | 42.74 | 40.48 | 33.69 | 52.13 | 74.00 | -21.87 | peak |



Mode:j; Polarization:Vertical; Modulation:802.11n; bandwidth:20MHz; Channel:Low



Condition: 3m VERTICAL

Job No : 02324CR

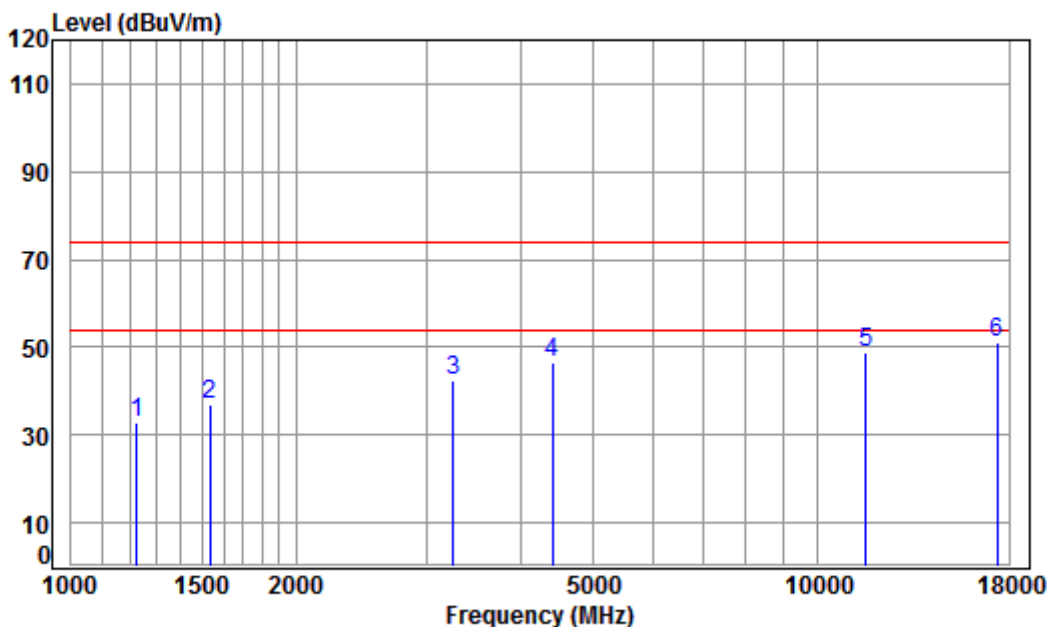
Mode : 5745 TX RSE

Note : 5G WIFI 11N20

| | Freq | Cable Loss | Ant Factor | Preamp Factor | Read Level | Level | Limit | Over Limit | Remark |
|---|-------------|------------|------------|---------------|------------|--------|--------|------------|--------|
| | MHz | dB | dB/m | dB | dBuV | dBuV/m | dBuV/m | dB | |
| 1 | 1245.663 | 4.60 | 24.79 | 41.22 | 44.86 | 33.03 | 74.00 | -40.97 | peak |
| 2 | 1533.841 | 5.44 | 25.96 | 41.43 | 45.54 | 35.51 | 74.00 | -38.49 | peak |
| 3 | 3159.355 | 6.14 | 31.17 | 42.14 | 47.84 | 43.01 | 74.00 | -30.99 | peak |
| 4 | 3946.885 | 6.93 | 32.60 | 42.31 | 48.60 | 45.82 | 74.00 | -28.18 | peak |
| 5 | 11490.000 | 12.13 | 37.90 | 38.19 | 37.34 | 49.18 | 74.00 | -24.82 | peak |
| 6 | pp17235.000 | 16.18 | 42.74 | 40.48 | 33.09 | 51.53 | 74.00 | -22.47 | peak |



Mode:j; Polarization:Horizontal; Modulation:802.11n; bandwidth:20MHz; Channel:middle



Condition: 3m HORIZONTAL

Job No : 02324CR

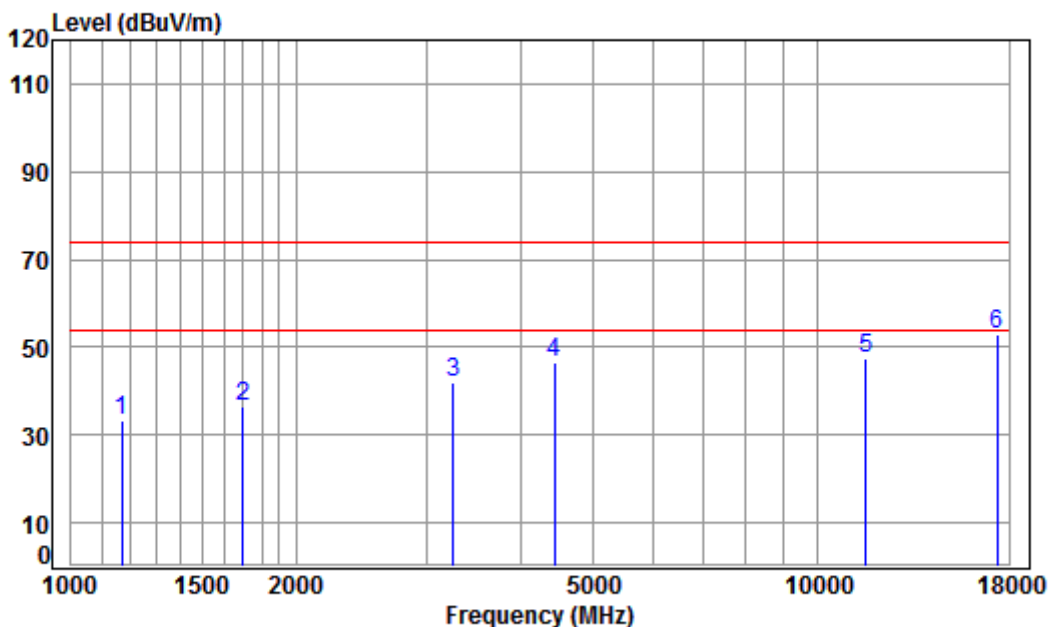
Mode : 5785 TX RSE

Note : 5G WIFI 11N20

| | Freq | Cable Loss | Ant Factor | Preamplifier Factor | Read Level | Level | Limit | Over Limit | Remark |
|---|-------------|------------|------------|---------------------|------------|--------|--------|------------|--------|
| | MHz | dB | dB/m | dB | dBuV | dBuV/m | dBuV/m | dB | |
| 1 | 1224.247 | 4.51 | 24.70 | 41.20 | 45.01 | 33.02 | 74.00 | -40.98 | peak |
| 2 | 1533.841 | 5.44 | 25.96 | 41.43 | 47.08 | 37.05 | 74.00 | -36.95 | peak |
| 3 | 3252.005 | 6.23 | 31.32 | 42.16 | 47.23 | 42.62 | 74.00 | -31.38 | peak |
| 4 | 4405.090 | 7.46 | 33.44 | 42.40 | 48.17 | 46.67 | 74.00 | -27.33 | peak |
| 5 | 11570.000 | 12.17 | 37.87 | 38.24 | 37.05 | 48.85 | 74.00 | -25.15 | peak |
| 6 | pp17355.000 | 15.92 | 42.81 | 40.58 | 32.87 | 51.02 | 74.00 | -22.98 | peak |



Mode:j; Polarization:Vertical; Modulation:802.11n; bandwidth:20MHz; Channel:middle



Condition: 3m VERTICAL

Job No : 02324CR

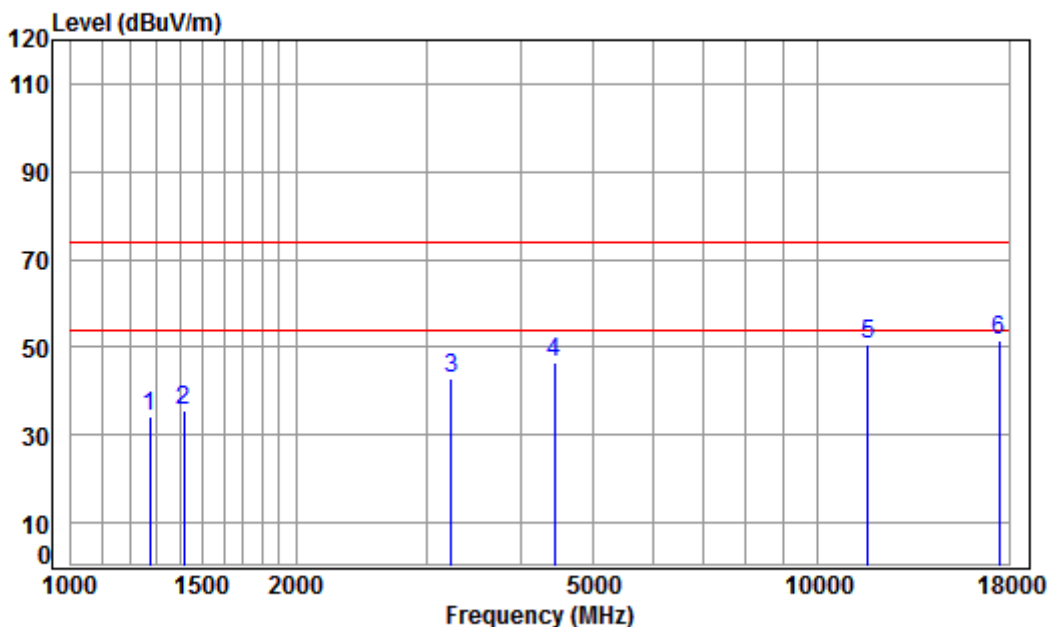
Mode : 5785 TX RSE

Note : 5G WIFI 11N20

| | Freq | Cable Loss | Ant Factor | Preamplifier Factor | Read Level | Level | Limit | Over Limit | Remark |
|---|-------------|------------|------------|---------------------|------------|--------|--------|------------|--------|
| | MHz | dB | dB/m | dB | dBuV | dBuV/m | dBuV/m | dB | |
| 1 | 1168.920 | 4.29 | 24.45 | 41.16 | 45.55 | 33.13 | 74.00 | -40.87 | peak |
| 2 | 1697.129 | 5.23 | 26.66 | 41.53 | 46.16 | 36.52 | 74.00 | -37.48 | peak |
| 3 | 3252.005 | 6.23 | 31.32 | 42.16 | 46.63 | 42.02 | 74.00 | -31.98 | peak |
| 4 | 4430.628 | 7.48 | 33.48 | 42.41 | 48.12 | 46.67 | 74.00 | -27.33 | peak |
| 5 | 11570.000 | 12.17 | 37.87 | 38.24 | 35.69 | 47.49 | 74.00 | -26.51 | peak |
| 6 | pp17355.000 | 15.92 | 42.81 | 40.58 | 34.81 | 52.96 | 74.00 | -21.04 | peak |



Mode;j; Polarization:Horizontal; Modulation:802.11n; bandwidth:20MHz; Channel:High



Condition: 3m HORIZONTAL

Job No : 02324CR

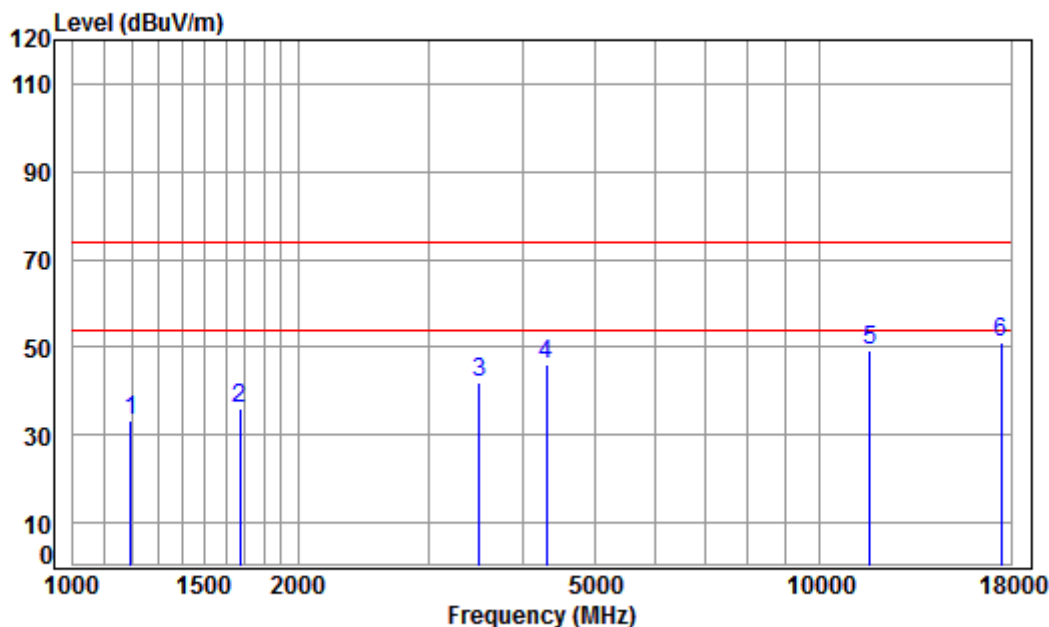
Mode : 5825 TX RSE

Note : 5G WIFI 11N20

| | Freq | Cable Loss | Ant Factor | Preamp Factor | Read Level | Level | Limit | Over Limit | Remark |
|---|-------------|------------|------------|---------------|------------|--------|--------|------------|--------|
| | MHz | dB | dB/m | dB | dBuV | dBuV/m | dBuV/m | dB | |
| 1 | 1274.802 | 4.71 | 24.92 | 41.24 | 45.88 | 34.27 | 74.00 | -39.73 | peak |
| 2 | 1414.597 | 5.20 | 25.48 | 41.35 | 46.27 | 35.60 | 74.00 | -38.40 | peak |
| 3 | 3233.260 | 6.21 | 31.29 | 42.16 | 47.34 | 42.68 | 74.00 | -31.32 | peak |
| 4 | 4443.453 | 7.50 | 33.50 | 42.41 | 47.98 | 46.57 | 74.00 | -27.43 | peak |
| 5 | 11650.000 | 12.20 | 37.84 | 38.29 | 38.69 | 50.44 | 74.00 | -23.56 | peak |
| 6 | pp17475.000 | 15.65 | 42.89 | 40.68 | 33.58 | 51.44 | 74.00 | -22.56 | peak |



Mode:j; Polarization:Vertical; Modulation:802.11n; bandwidth:20MHz; Channel:High



Condition: 3m VERTICAL

Job No : 02324CR

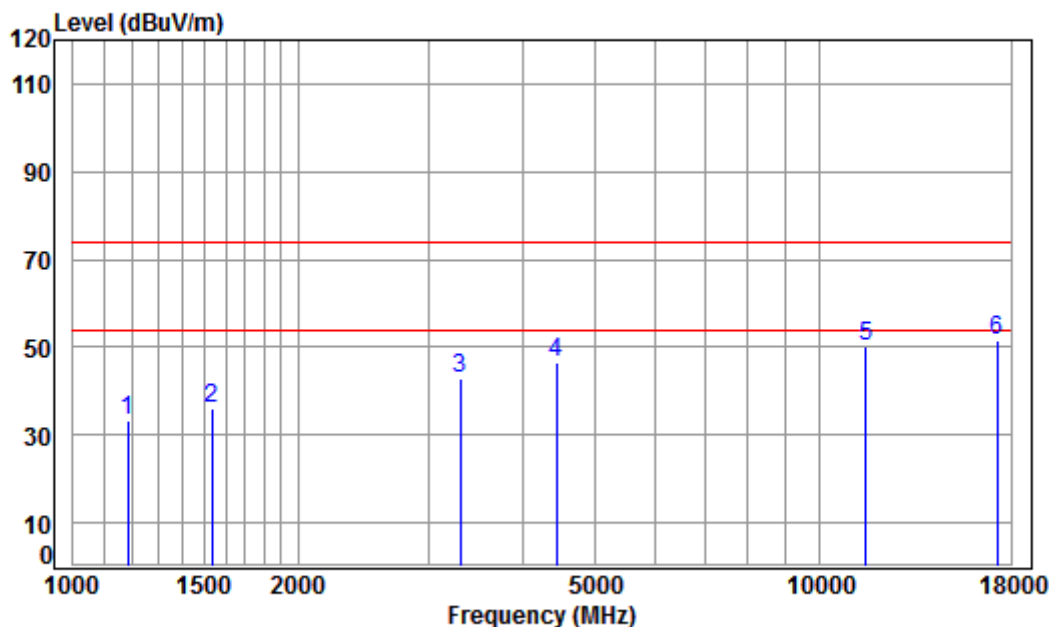
Mode : 5825 TX RSE

Note : 5G WIFI 11N20

| | Freq | Cable Loss | Ant Factor | Preamplifier Factor | Read Level | Level | Limit Line | Over Limit | Remark |
|---|-------------|------------|------------|---------------------|------------|--------|------------|------------|--------|
| | MHz | dB | dB/m | dB | dBuV | dBuV/m | dBuV/m | dB | |
| 1 | 1196.264 | 4.40 | 24.57 | 41.18 | 45.49 | 33.28 | 74.00 | -40.72 | peak |
| 2 | 1672.779 | 5.26 | 26.56 | 41.52 | 45.96 | 36.26 | 74.00 | -37.74 | peak |
| 3 | 3495.691 | 6.46 | 31.69 | 42.22 | 46.19 | 42.12 | 74.00 | -31.88 | peak |
| 4 | 4304.400 | 7.34 | 33.26 | 42.38 | 47.99 | 46.21 | 74.00 | -27.79 | peak |
| 5 | 11650.000 | 12.20 | 37.84 | 38.29 | 37.66 | 49.41 | 74.00 | -24.59 | peak |
| 6 | pp17475.000 | 15.65 | 42.89 | 40.68 | 33.19 | 51.05 | 74.00 | -22.95 | peak |



Mode;j; Polarization:Horizontal; Modulation:802.11n; bandwidth:40MHz; Channel:Low



Condition: 3m HORIZONTAL

Job No : 02324CR

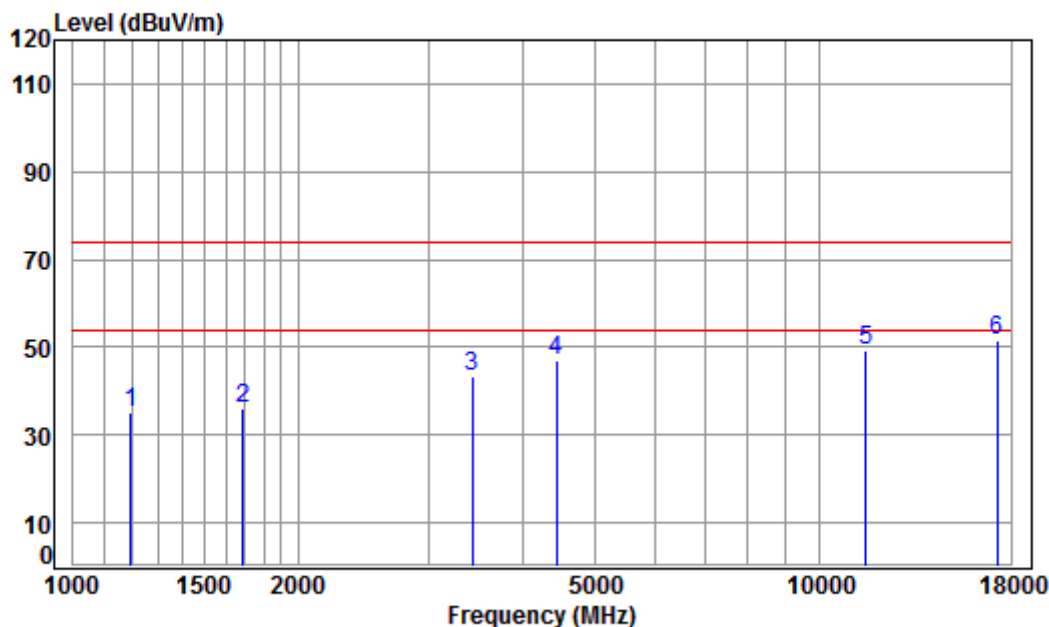
Mode : 5755 TX RSE

Note : 5G WIFI 11N40

| | Freq | Cable Loss | Ant Factor | Preamplifier Factor | Read Level | Level | Limit | Over Limit | Remark |
|---|-------------|------------|------------|---------------------|------------|--------|--------|------------|--------|
| | MHz | dB | dB/m | dB | dBuV | dBuV/m | dBuV/m | dB | |
| 1 | 1185.936 | 4.36 | 24.53 | 41.17 | 45.64 | 33.36 | 74.00 | -40.64 | peak |
| 2 | 1533.841 | 5.44 | 25.96 | 41.43 | 46.05 | 36.02 | 74.00 | -37.98 | peak |
| 3 | 3299.344 | 6.28 | 31.39 | 42.17 | 47.62 | 43.12 | 74.00 | -30.88 | peak |
| 4 | 4443.453 | 7.50 | 33.50 | 42.41 | 47.73 | 46.32 | 74.00 | -27.68 | peak |
| 5 | 11510.000 | 12.14 | 37.90 | 38.20 | 38.16 | 50.00 | 74.00 | -24.00 | peak |
| 6 | pp17265.000 | 16.12 | 42.76 | 40.51 | 32.98 | 51.35 | 74.00 | -22.65 | peak |



Mode:j; Polarization:Vertical; Modulation:802.11n; bandwidth:40MHz; Channel:Low



Condition: 3m VERTICAL

Job No : 02324CR

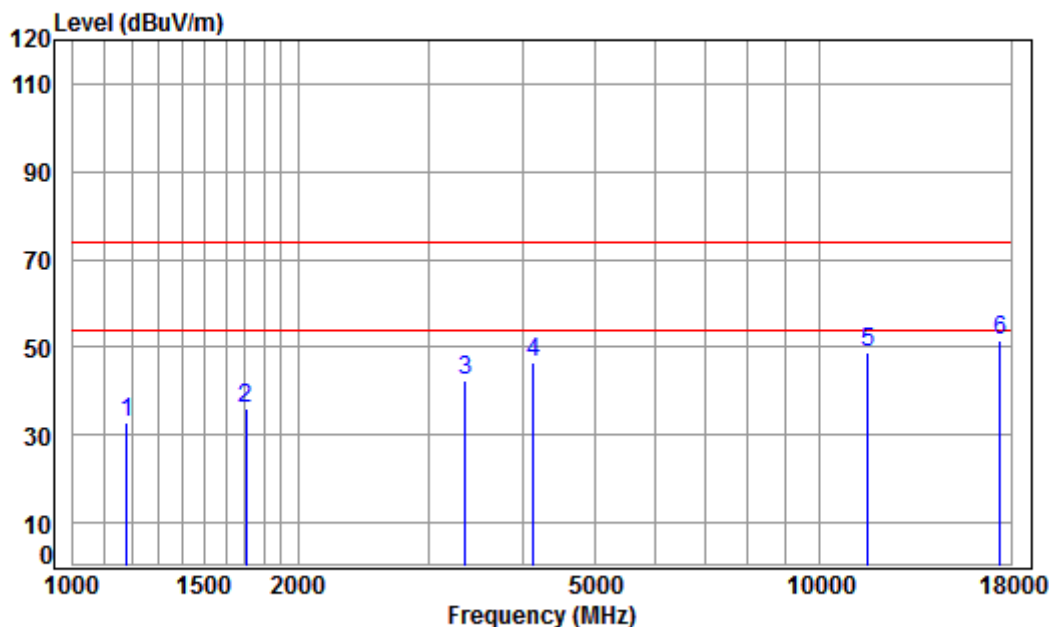
Mode : 5755 TX RSE

Note : 5G WIFI 11N40

| | Freq | Cable Loss | Ant Factor | Preamp Factor | Read Level | Level | Limit | Over Limit | Remark |
|---|-------------|------------|------------|---------------|------------|--------|--------|------------|--------|
| | MHz | dB | dB/m | dB | dBuV | dBuV/m | dBuV/m | dB | |
| 1 | 1196.264 | 4.40 | 24.57 | 41.18 | 47.28 | 35.07 | 74.00 | -38.93 | peak |
| 2 | 1687.347 | 5.24 | 26.62 | 41.52 | 45.61 | 35.95 | 74.00 | -38.05 | peak |
| 3 | 3425.675 | 6.39 | 31.59 | 42.20 | 47.50 | 43.28 | 74.00 | -30.72 | peak |
| 4 | 4430.628 | 7.48 | 33.48 | 42.41 | 48.53 | 47.08 | 74.00 | -26.92 | peak |
| 5 | 11510.000 | 12.14 | 37.90 | 38.20 | 37.57 | 49.41 | 74.00 | -24.59 | peak |
| 6 | pp17265.000 | 16.12 | 42.76 | 40.51 | 33.09 | 51.46 | 74.00 | -22.54 | peak |



Mode:j; Polarization:Horizontal; Modulation:802.11n; bandwidth:40MHz; Channel:High



Condition: 3m HORIZONTAL

Job No : 02324CR

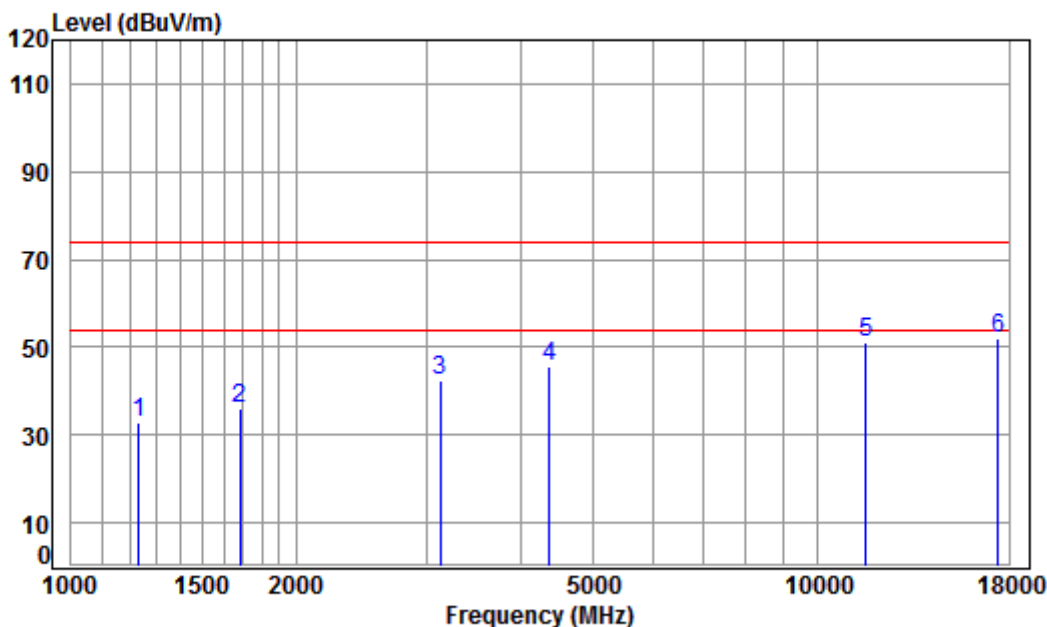
Mode : 5795 TX RSE

Note : 5G WIFI 11N40

| | Freq | Cable Loss | Ant Factor | Preamp Factor | Read Level | Level | Limit | Over Limit | Remark |
|---|-------------|------------|------------|---------------|------------|--------|--------|------------|--------|
| | MHz | dB | dB/m | dB | dBuV | dBuV/m | dBuV/m | dB | |
| 1 | 1179.100 | 4.33 | 24.49 | 41.16 | 45.34 | 33.00 | 74.00 | -41.00 | peak |
| 2 | 1702.042 | 5.23 | 26.68 | 41.53 | 45.61 | 35.99 | 74.00 | -38.01 | peak |
| 3 | 3347.371 | 6.32 | 31.47 | 42.19 | 46.95 | 42.55 | 74.00 | -31.45 | peak |
| 4 | 4133.699 | 7.14 | 32.95 | 42.35 | 49.01 | 46.75 | 74.00 | -27.25 | peak |
| 5 | 11590.000 | 12.17 | 37.86 | 38.25 | 36.93 | 48.71 | 74.00 | -25.29 | peak |
| 6 | pp17385.000 | 15.85 | 42.83 | 40.60 | 33.53 | 51.61 | 74.00 | -22.39 | peak |



Mode:j; Polarization:Vertical; Modulation:802.11n; bandwidth:40MHz; Channel:High



Condition: 3m VERTICAL

Job No : 02324CR

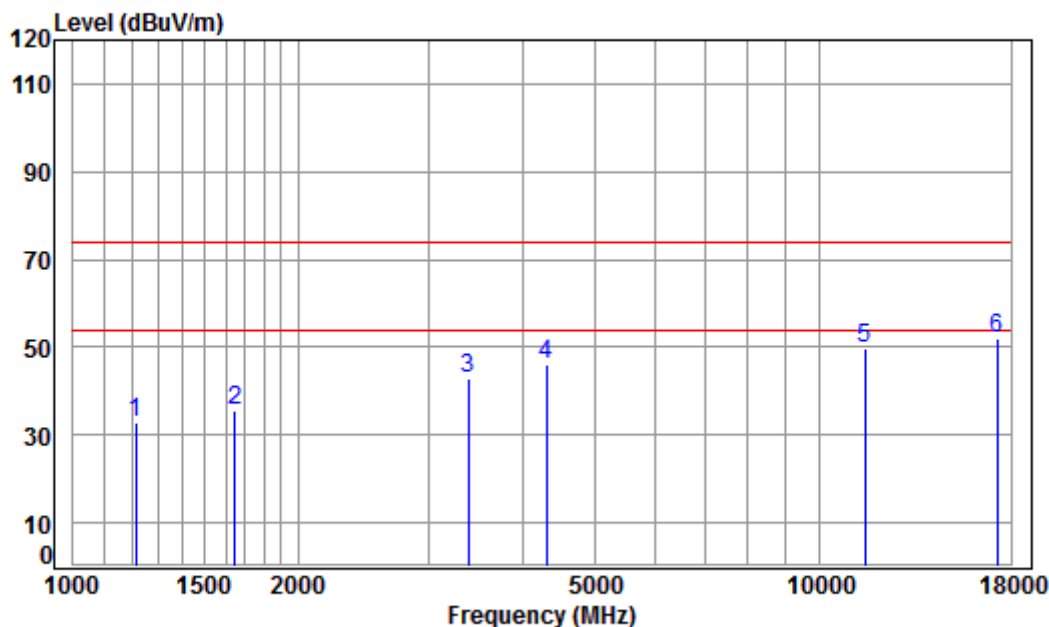
Mode : 5795 TX RSE

Note : 5G WIFI 11N40

| | Freq | Cable Loss | Ant Factor | Preamp Factor | Read Level | Level | Limit | Over | Remark |
|---|-------------|------------|------------|---------------|------------|--------|--------|--------|--------|
| | MHz | dB | dB/m | dB | dBuV | dBuV/m | dBuV/m | dB | |
| 1 | 1231.345 | 4.54 | 24.73 | 41.21 | 44.81 | 32.87 | 74.00 | -41.13 | peak |
| 2 | 1682.477 | 5.25 | 26.60 | 41.52 | 45.73 | 36.06 | 74.00 | -37.94 | peak |
| 3 | 3123.039 | 6.11 | 31.11 | 42.13 | 47.54 | 42.63 | 74.00 | -31.37 | peak |
| 4 | 4367.058 | 7.41 | 33.37 | 42.39 | 47.12 | 45.51 | 74.00 | -28.49 | peak |
| 5 | 11590.000 | 12.17 | 37.86 | 38.25 | 39.48 | 51.26 | 74.00 | -22.74 | peak |
| 6 | pp17385.000 | 15.85 | 42.83 | 40.60 | 33.80 | 51.88 | 74.00 | -22.12 | peak |



Mode;j; Polarization:Horizontal; Modulation:802.11ac; bandwidth:20MHz; Channel:Low



Condition: 3m HORIZONTAL

Job No : 02324CR

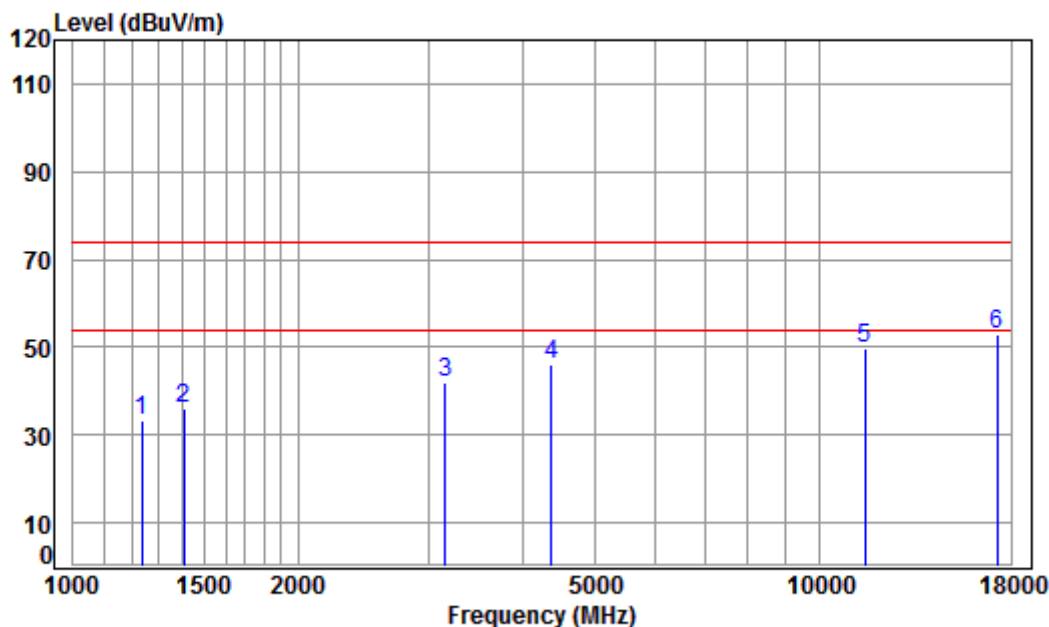
Mode : 5745 TX RSE

Note : 5G WIFI 11AC20

| | Freq | Cable Loss | Ant Factor | Preamplifier Factor | Read Level | Level | Limit | Over Limit | Remark |
|---|-------------|------------|------------|---------------------|------------|--------|--------|------------|--------|
| | MHz | dB | dB/m | dB | dBuV | dBuV/m | dBuV/m | dB | |
| 1 | 1213.677 | 4.47 | 24.65 | 41.19 | 45.00 | 32.93 | 74.00 | -41.07 | peak |
| 2 | 1648.778 | 5.29 | 26.46 | 41.50 | 45.28 | 35.53 | 74.00 | -38.47 | peak |
| 3 | 3376.523 | 6.35 | 31.51 | 42.19 | 47.13 | 42.80 | 74.00 | -31.20 | peak |
| 4 | 4304.400 | 7.34 | 33.26 | 42.38 | 47.72 | 45.94 | 74.00 | -28.06 | peak |
| 5 | 11490.000 | 12.13 | 37.90 | 38.19 | 38.01 | 49.85 | 74.00 | -24.15 | peak |
| 6 | pp17235.000 | 16.18 | 42.74 | 40.48 | 33.45 | 51.89 | 74.00 | -22.11 | peak |



Mode:j; Polarization:Vertical; Modulation:802.11ac; bandwidth:20MHz; Channel:Low



Condition: 3m VERTICAL

Job No : 02324CR

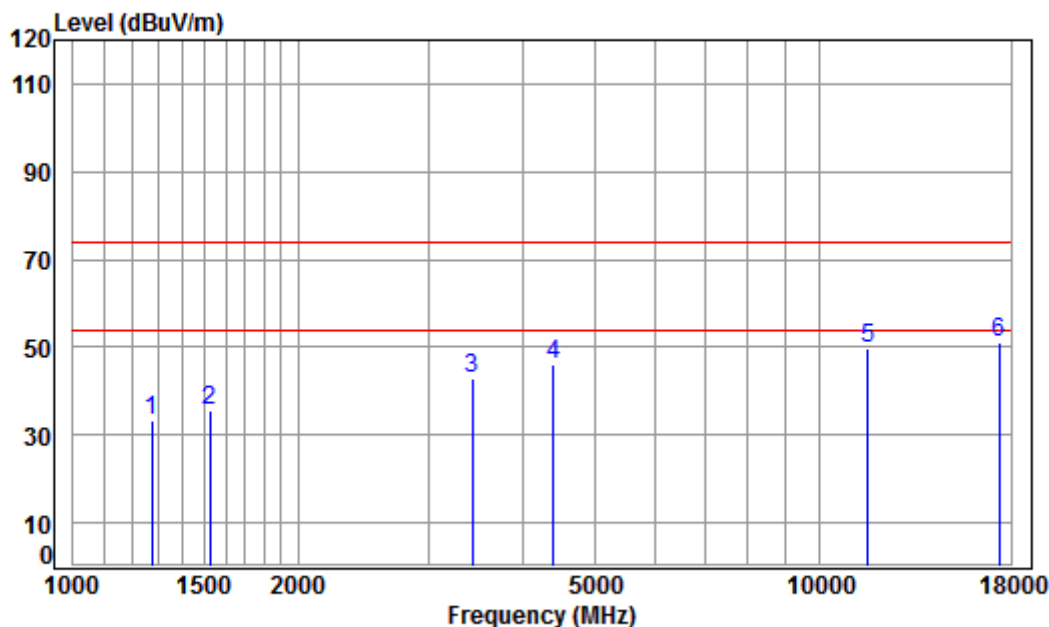
Mode : 5745 TX RSE

Note : 5G WIFI 11AC20

| | Freq | Cable Loss | Ant Factor | Preamplifier Factor | Read Level | Level | Limit Line | Over Limit | Remark |
|---|-------------|------------|------------|---------------------|------------|--------|------------|------------|--------|
| | MHz | dB | dB/m | dB | dBuV | dBuV/m | dBuV/m | dB | |
| 1 | 1234.909 | 4.55 | 24.74 | 41.21 | 45.39 | 33.47 | 74.00 | -40.53 | peak |
| 2 | 1406.443 | 5.17 | 25.45 | 41.34 | 46.54 | 35.82 | 74.00 | -38.18 | peak |
| 3 | 3150.237 | 6.13 | 31.15 | 42.14 | 46.89 | 42.03 | 74.00 | -31.97 | peak |
| 4 | 4367.058 | 7.41 | 33.37 | 42.39 | 47.50 | 45.89 | 74.00 | -28.11 | peak |
| 5 | 11490.000 | 12.13 | 37.90 | 38.19 | 37.67 | 49.51 | 74.00 | -24.49 | peak |
| 6 | pp17235.000 | 16.18 | 42.74 | 40.48 | 34.52 | 52.96 | 74.00 | -21.04 | peak |



Mode:j; Polarization:Horizontal; Modulation:802.11ac; bandwidth:20MHz; Channel:middle



Condition: 3m HORIZONTAL

Job No : 02324CR

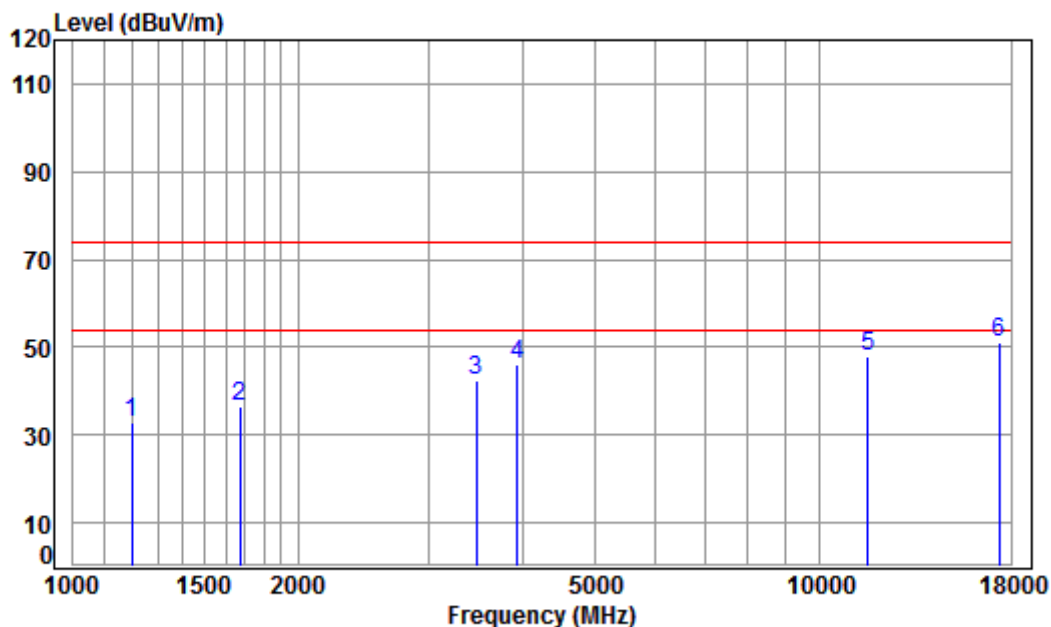
Mode : 5785 TX RSE

Note : 5G WIFI 11AC20

| | Freq | Cable Loss | Ant Factor | Preamplifier Factor | Read Level | Level | Limit | Over Limit | Remark |
|---|-------------|------------|------------|---------------------|------------|--------|--------|------------|--------|
| | MHz | dB | dB/m | dB | dBuV | dBuV/m | dBuV/m | dB | |
| 1 | 1274.802 | 4.71 | 24.92 | 41.24 | 44.84 | 33.23 | 74.00 | -40.77 | peak |
| 2 | 1525.000 | 5.45 | 25.91 | 41.42 | 45.46 | 35.40 | 74.00 | -38.60 | peak |
| 3 | 3425.675 | 6.39 | 31.59 | 42.20 | 47.06 | 42.84 | 74.00 | -31.16 | peak |
| 4 | 4392.376 | 7.44 | 33.42 | 42.40 | 47.82 | 46.28 | 74.00 | -27.72 | peak |
| 5 | 11570.000 | 12.17 | 37.87 | 38.24 | 38.10 | 49.90 | 74.00 | -24.10 | peak |
| 6 | pp17355.000 | 15.92 | 42.81 | 40.58 | 33.06 | 51.21 | 74.00 | -22.79 | peak |



Mode:j; Polarization:Vertical; Modulation:802.11ac; bandwidth:20MHz; Channel:middle



Condition: 3m VERTICAL

Job No : 02324CR

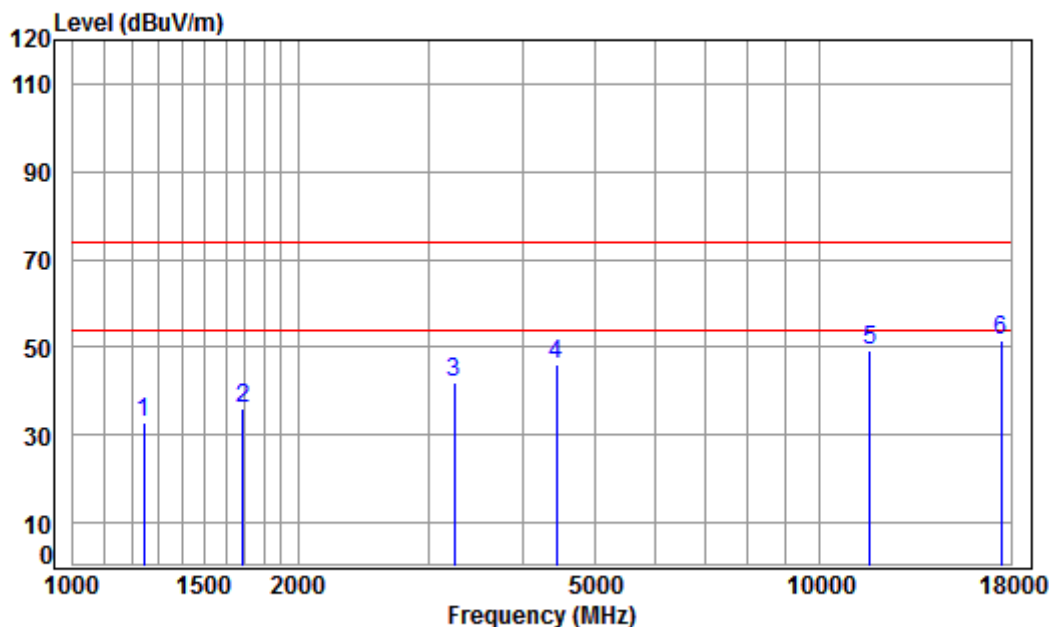
Mode : 5785 TX RSE

Note : 5G WIFI 11AC20

| | Freq | Cable Loss | Ant Factor | Preamplifier Factor | Read Level | Level | Limit | Over Limit | Remark |
|---|-------------|------------|------------|---------------------|------------|--------|--------|------------|--------|
| | MHz | dB | dB/m | dB | dBuV | dBuV/m | dBuV/m | dB | |
| 1 | 1199.726 | 4.42 | 24.59 | 41.18 | 44.94 | 32.77 | 74.00 | -41.23 | peak |
| 2 | 1672.779 | 5.26 | 26.56 | 41.52 | 46.18 | 36.48 | 74.00 | -37.52 | peak |
| 3 | 3465.510 | 6.43 | 31.65 | 42.21 | 46.57 | 42.44 | 74.00 | -31.56 | peak |
| 4 | 3935.493 | 6.92 | 32.58 | 42.31 | 49.00 | 46.19 | 74.00 | -27.81 | peak |
| 5 | 11570.000 | 12.17 | 37.87 | 38.24 | 36.30 | 48.10 | 74.00 | -25.90 | peak |
| 6 | pp17355.000 | 15.92 | 42.81 | 40.58 | 33.08 | 51.23 | 74.00 | -22.77 | peak |



Mode:j; Polarization:Horizontal; Modulation:802.11ac; bandwidth:20MHz; Channel:High



Condition: 3m HORIZONTAL

Job No : 02324CR

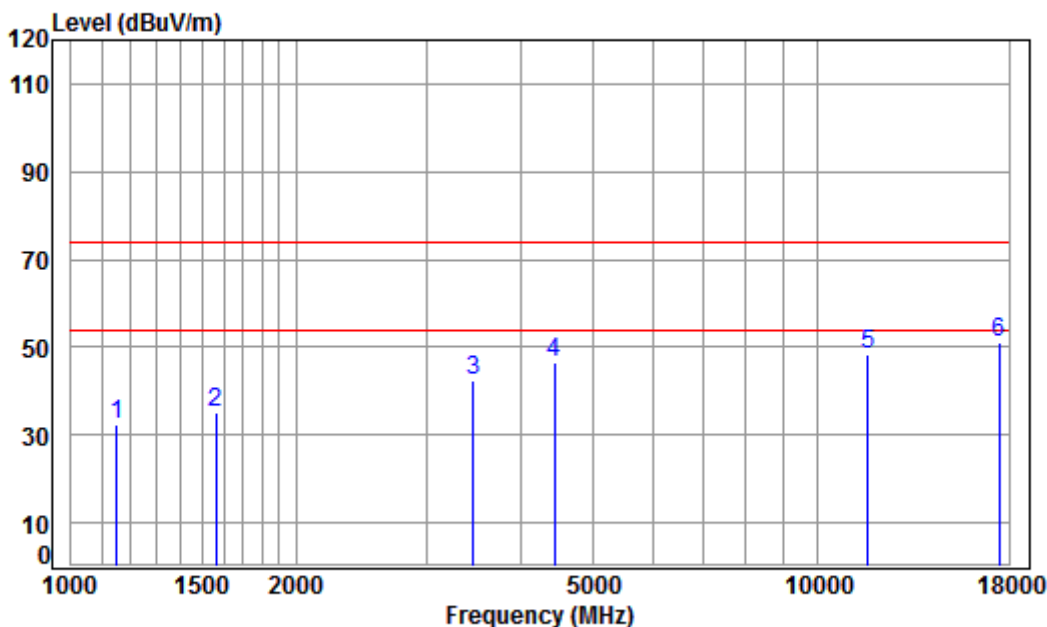
Mode : 5825 TX RSE

Note : 5G WIFI 11AC20

| | Freq | Cable Loss | Ant Factor | Preamplifier Factor | Read Level | Level | Limit | Over Limit | Remark |
|---|-------------|------------|------------|---------------------|------------|--------|--------|------------|--------|
| | MHz | dB | dB/m | dB | dBuV | dBuV/m | dBuV/m | dB | |
| 1 | 1245.663 | 4.60 | 24.79 | 41.22 | 44.68 | 32.85 | 74.00 | -41.15 | peak |
| 2 | 1687.347 | 5.24 | 26.62 | 41.52 | 45.59 | 35.93 | 74.00 | -38.07 | peak |
| 3 | 3242.619 | 6.22 | 31.30 | 42.16 | 46.53 | 41.89 | 74.00 | -32.11 | peak |
| 4 | 4430.628 | 7.48 | 33.48 | 42.41 | 47.43 | 45.98 | 74.00 | -28.02 | peak |
| 5 | 11650.000 | 12.20 | 37.84 | 38.29 | 37.73 | 49.48 | 74.00 | -24.52 | peak |
| 6 | pp17475.000 | 15.65 | 42.89 | 40.68 | 33.74 | 51.60 | 74.00 | -22.40 | peak |



Mode:j; Polarization:Vertical; Modulation:802.11ac; bandwidth:20MHz; Channel:High



Condition: 3m VERTICAL

Job No : 02324CR

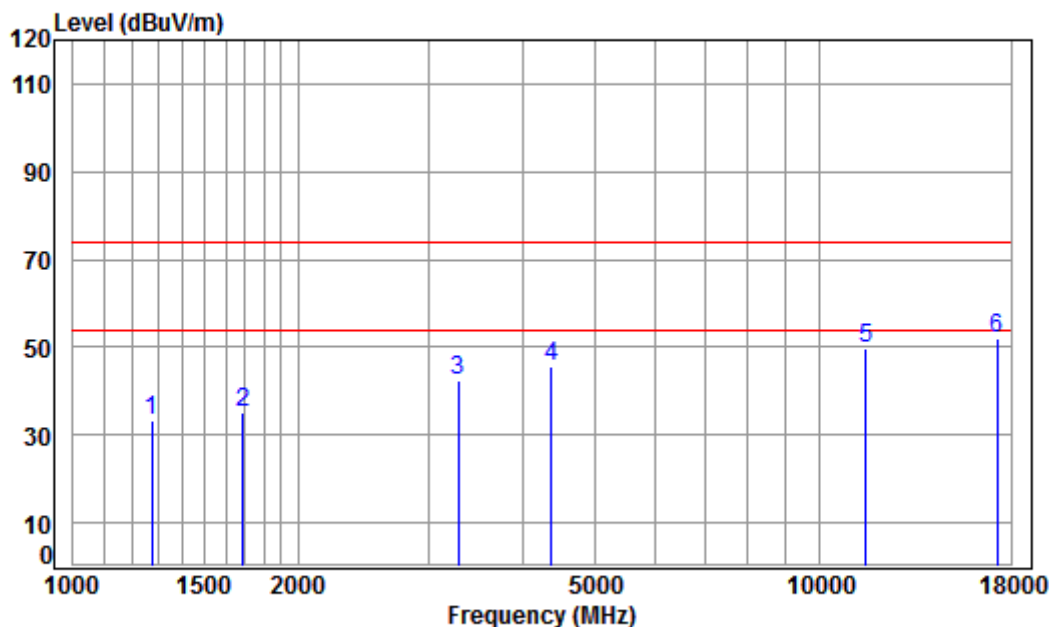
Mode : 5825 TX RSE

Note : 5G WIFI 11AC20

| | Freq | Cable Loss | Ant Factor | Preamplifier Factor | Read Level | Level | Limit Line | Over Limit | Remark |
|---|-------------|------------|------------|---------------------|------------|--------|------------|------------|--------|
| | MHz | dB | dB/m | dB | dBuV | dBuV/m | dBuV/m | dB | |
| 1 | 1152.148 | 4.22 | 24.37 | 41.14 | 45.11 | 32.56 | 74.00 | -41.44 | peak |
| 2 | 1565.191 | 5.39 | 26.10 | 41.45 | 45.31 | 35.35 | 74.00 | -38.65 | peak |
| 3 | 3455.508 | 6.42 | 31.63 | 42.21 | 46.58 | 42.42 | 74.00 | -31.58 | peak |
| 4 | 4430.628 | 7.48 | 33.48 | 42.41 | 48.10 | 46.65 | 74.00 | -27.35 | peak |
| 5 | 11650.000 | 12.20 | 37.84 | 38.29 | 36.74 | 48.49 | 74.00 | -25.51 | peak |
| 6 | pp17475.000 | 15.65 | 42.89 | 40.68 | 33.42 | 51.28 | 74.00 | -22.72 | peak |



Mode;j; Polarization:Horizontal; Modulation:802.11ac; bandwidth:40MHz; Channel:Low



Condition: 3m HORIZONTAL

Job No : 02324CR

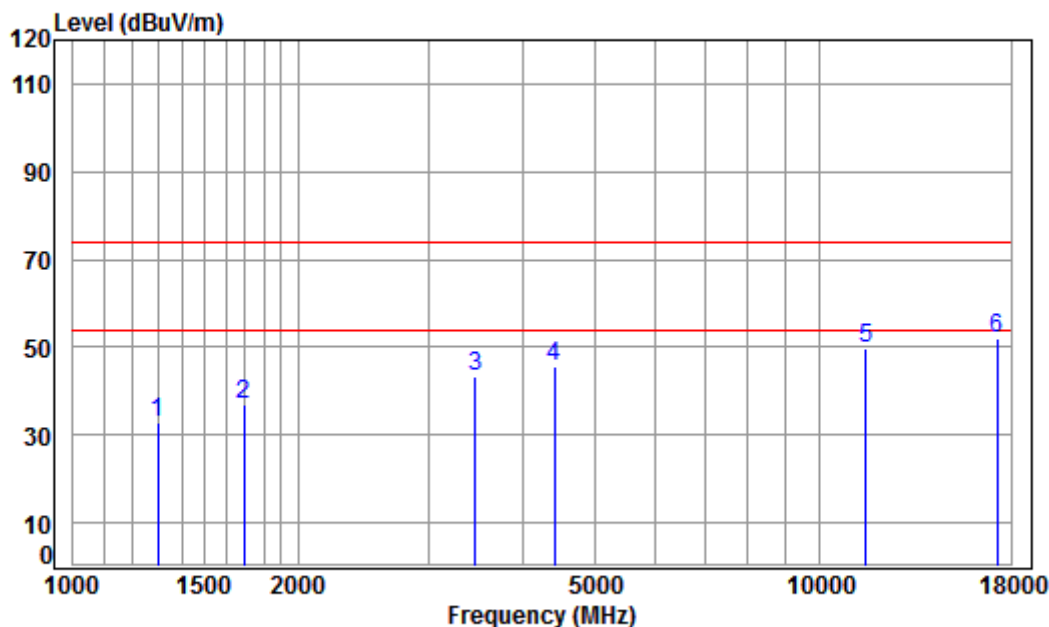
Mode : 5755 TX RSE

Note : 5G WIFI 11AC40

| | Freq | Cable Loss | Ant Factor | Preamp Factor | Read Level | Level | Limit | Over Limit | Remark |
|---|-------------|------------|------------|---------------|------------|--------|--------|------------|--------|
| | MHz | dB | dB/m | dB | dBuV | dBuV/m | dBuV/m | dB | |
| 1 | 1274.802 | 4.71 | 24.92 | 41.24 | 44.76 | 33.15 | 74.00 | -40.85 | peak |
| 2 | 1687.347 | 5.24 | 26.62 | 41.52 | 45.00 | 35.34 | 74.00 | -38.66 | peak |
| 3 | 3280.326 | 6.26 | 31.36 | 42.17 | 46.99 | 42.44 | 74.00 | -31.56 | peak |
| 4 | 4367.058 | 7.41 | 33.37 | 42.39 | 47.39 | 45.78 | 74.00 | -28.22 | peak |
| 5 | 11510.000 | 12.14 | 37.90 | 38.20 | 37.70 | 49.54 | 74.00 | -24.46 | peak |
| 6 | pp17265.000 | 16.12 | 42.76 | 40.51 | 33.68 | 52.05 | 74.00 | -21.95 | peak |



Mode:j; Polarization:Vertical; Modulation:802.11ac; bandwidth:40MHz; Channel:Low



Condition: 3m VERTICAL

Job No : 02324CR

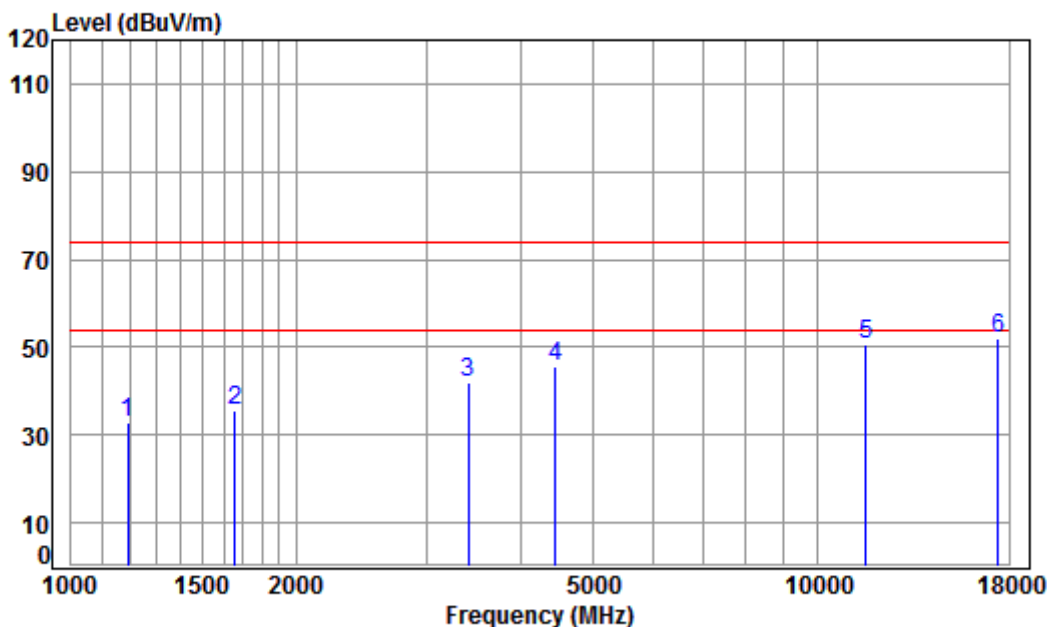
Mode : 5755 TX RSE

Note : 5G WIFI 11AC40

| | Freq | Cable Loss | Ant Factor | Preamplifier Factor | Read Level | Level | Limit | Over Limit | Remark |
|---|-----------|------------|------------|---------------------|------------|--------|--------|------------|--------|
| | MHz | dB | dB/m | dB | dBuV | dBuV/m | dBuV/m | dB | |
| 1 | 1297.103 | 4.79 | 25.01 | 41.26 | 44.23 | 32.77 | 74.00 | -41.23 | peak |
| 2 | 1692.231 | 5.24 | 26.64 | 41.53 | 46.60 | 36.95 | 74.00 | -37.05 | peak |
| 3 | 3455.508 | 6.42 | 31.63 | 42.21 | 47.50 | 43.34 | 74.00 | -30.66 | peak |
| 4 | 4405.090 | 7.46 | 33.44 | 42.40 | 47.21 | 45.71 | 74.00 | -28.29 | peak |
| 5 | 11510.000 | 12.14 | 37.90 | 38.20 | 37.77 | 49.61 | 74.00 | -24.39 | peak |
| 6 | 17265.000 | 16.12 | 42.76 | 40.51 | 33.50 | 51.87 | 74.00 | -22.13 | peak |



Mode;j; Polarization:Horizontal; Modulation:802.11ac; bandwidth:40MHz; Channel:High



Condition: 3m HORIZONTAL

Job No : 02324CR

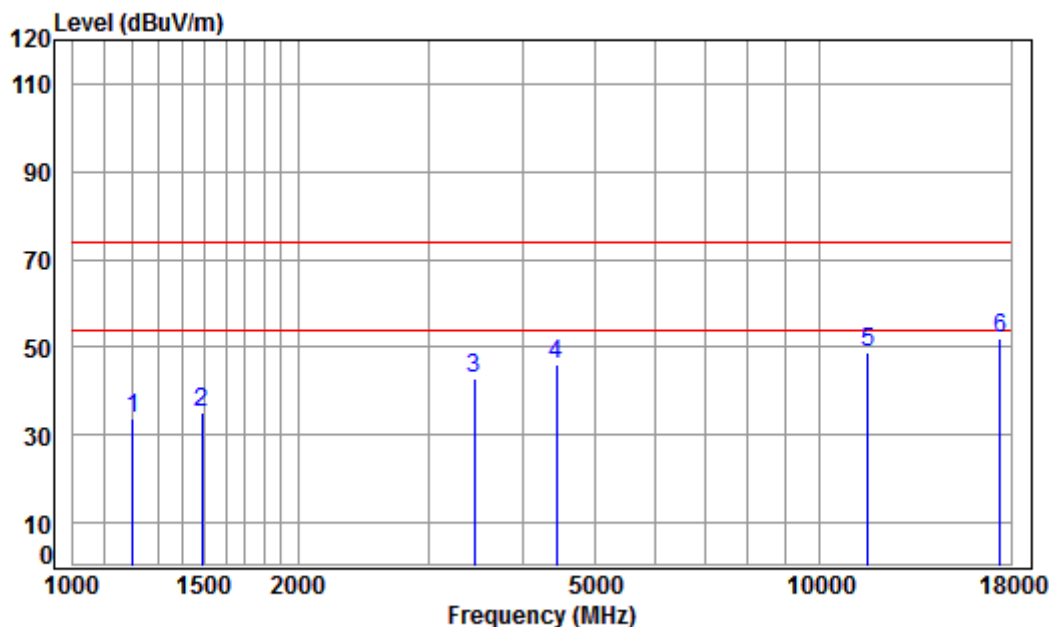
Mode : 5795 TX RSE

Note : 5G WIFI 11AC40

| | Freq | Cable Loss | Ant Factor | Preamplifier Factor | Read Level | Level | Limit Line | Over Limit | Remark |
|---|-------------|------------|------------|---------------------|------------|--------|------------|------------|--------|
| | MHz | dB | dB/m | dB | dBuV | dBuV/m | dBuV/m | dB | |
| 1 | 1192.811 | 4.39 | 24.56 | 41.18 | 45.28 | 33.05 | 74.00 | -40.95 | peak |
| 2 | 1658.337 | 5.28 | 26.50 | 41.51 | 45.29 | 35.56 | 74.00 | -38.44 | peak |
| 3 | 3405.929 | 6.38 | 31.56 | 42.20 | 46.39 | 42.13 | 74.00 | -31.87 | peak |
| 4 | 4456.315 | 7.51 | 33.53 | 42.41 | 47.14 | 45.77 | 74.00 | -28.23 | peak |
| 5 | 11590.000 | 12.17 | 37.86 | 38.25 | 38.72 | 50.50 | 74.00 | -23.50 | peak |
| 6 | pp17385.000 | 15.85 | 42.83 | 40.60 | 34.05 | 52.13 | 74.00 | -21.87 | peak |



Mode:j; Polarization:Vertical; Modulation:802.11ac; bandwidth:40MHz; Channel:High



Condition: 3m VERTICAL

Job No : 02324CR

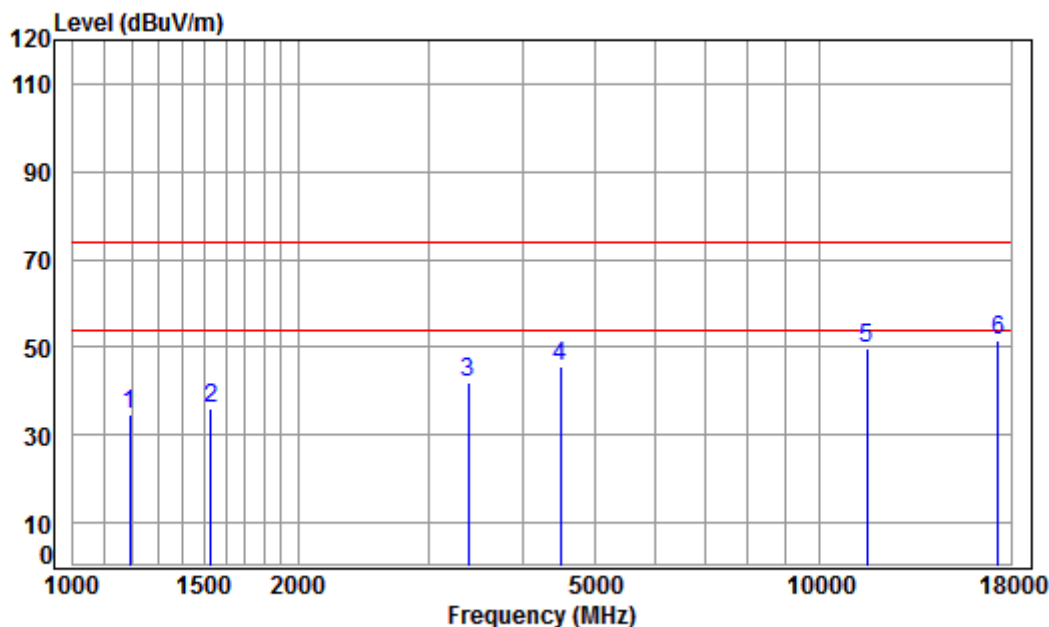
Mode : 5795 TX RSE

Note : 5G WIFI 11AC40

| | Freq | Cable Loss | Ant Factor | Preamplifier Factor | Read Level | Level | Limit | Over Limit | Remark |
|---|-------------|------------|------------|---------------------|------------|--------|--------|------------|--------|
| | MHz | dB | dB/m | dB | dBuV | dBuV/m | dBuV/m | dB | |
| 1 | 1203.199 | 4.43 | 24.60 | 41.19 | 45.71 | 33.55 | 74.00 | -40.45 | peak |
| 2 | 1485.841 | 5.43 | 25.75 | 41.40 | 45.33 | 35.11 | 74.00 | -38.89 | peak |
| 3 | 3445.535 | 6.41 | 31.62 | 42.21 | 47.28 | 43.10 | 74.00 | -30.90 | peak |
| 4 | 4430.628 | 7.48 | 33.48 | 42.41 | 47.48 | 46.03 | 74.00 | -27.97 | peak |
| 5 | 11590.000 | 12.17 | 37.86 | 38.25 | 36.95 | 48.73 | 74.00 | -25.27 | peak |
| 6 | pp17385.000 | 15.85 | 42.83 | 40.60 | 34.06 | 52.14 | 74.00 | -21.86 | peak |



Mode:j; Polarization:Horizontal; Modulation:802.11ac; bandwidth:80MHz; Channel:middle



Condition: 3m HORIZONTAL

Job No : 02324CR

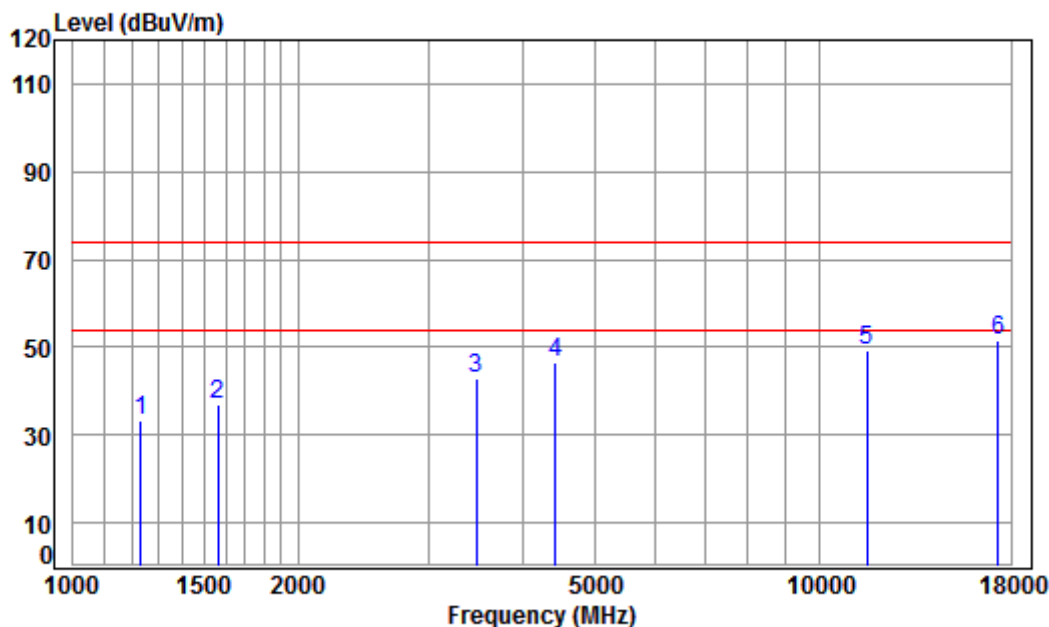
Mode : 5775 TX RSE

Note : 5G WIFI 11AC80

| | Freq | Cable Loss | Ant Factor | Preamplifier Factor | Read Level | Level | Limit Line | Over Limit | Remark |
|---|-------------|------------|------------|---------------------|------------|--------|------------|------------|--------|
| | MHz | dB | dB/m | dB | dBuV | dBuV/m | dBuV/m | dB | |
| 1 | 1192.811 | 4.39 | 24.56 | 41.18 | 46.68 | 34.45 | 74.00 | -39.55 | peak |
| 2 | 1529.414 | 5.44 | 25.94 | 41.43 | 45.94 | 35.89 | 74.00 | -38.11 | peak |
| 3 | 3376.523 | 6.35 | 31.51 | 42.19 | 46.41 | 42.08 | 74.00 | -31.92 | peak |
| 4 | 4495.125 | 7.55 | 33.59 | 42.42 | 46.90 | 45.62 | 74.00 | -28.38 | peak |
| 5 | 11550.000 | 12.16 | 37.88 | 38.23 | 37.90 | 49.71 | 74.00 | -24.29 | peak |
| 6 | pp17325.000 | 15.98 | 42.80 | 40.55 | 33.33 | 51.56 | 74.00 | -22.44 | peak |



Mode:j; Polarization:Vertical; Modulation:802.11ac; bandwidth:80MHz; Channel:middle



Condition: 3m VERTICAL

Job No : 02324CR

Mode : 5775 TX RSE

Note : 5G WIFI 11AC80

| | Freq | Cable Loss | Ant Factor | Preamplifier Factor | Read Level | Level | Limit | Over Limit | Remark |
|---|-------------|------------|------------|---------------------|------------|--------|--------|------------|--------|
| | MHz | dB | dB/m | dB | dBuV | dBuV/m | dBuV/m | dB | |
| 1 | 1231.345 | 4.54 | 24.73 | 41.21 | 45.34 | 33.40 | 74.00 | -40.60 | peak |
| 2 | 1565.191 | 5.39 | 26.10 | 41.45 | 46.96 | 37.00 | 74.00 | -37.00 | peak |
| 3 | 3465.510 | 6.43 | 31.65 | 42.21 | 47.13 | 43.00 | 74.00 | -31.00 | peak |
| 4 | 4417.841 | 7.47 | 33.46 | 42.40 | 47.86 | 46.39 | 74.00 | -27.61 | peak |
| 5 | 11550.000 | 12.16 | 37.88 | 38.23 | 37.67 | 49.48 | 74.00 | -24.52 | peak |
| 6 | pp17325.000 | 15.98 | 42.80 | 40.55 | 33.11 | 51.34 | 74.00 | -22.66 | peak |



7.12 Radiated Emissions which fall in the restricted bands

Test Requirement 47 CFR Part 15, Subpart C 15.209 & 15.407(b)

Test Method: KDB 789033 D02 II G

Measurement Distance: 3m

Limit:

| Frequency(MHz) | Field strength(microvolts/meter) | Measurement distance(meters) |
|----------------|----------------------------------|------------------------------|
| 0.009-0.490 | 2400/F(kHz) | 300 |
| 0.490-1.705 | 24000/F(kHz) | 30 |
| 1.705-30.0 | 30 | 30 |
| 30-88 | 100 | 3 |
| 88-216 | 150 | 3 |
| 216-960 | 200 | 3 |
| Above 960 | 500 | 3 |

Remark: The emission limits shown in the above table are based on measurements employing a CISPR quasi-peak detector except for the frequency bands 9-90kHz, 110-490kHz and above 1000 MHz. Radiated emission limits in these three bands are based on measurements employing an average detector, the peak field strength of any emission shall not exceed the maximum permitted average limits specified above by more than 20 dB under any condition of modulation.



7.12.1 E.U.T. Operation

Operating Environment:

Temperature: 21 °C Humidity: 53.2 % RH Atmospheric Pressure: 1010 mbar

Pretest these
modes to find
the worst case:

g:TX mode (Band 1)_Keep the EUT in continuously transmitting mode with all modulation types. All data rates for each modulation type have been tested and found the data rate @ 6Mbps is the worst case of IEEE 802.11a; data rate @ MCS0 is the worst case of IEEE 802.11n(HT20); data rate @ MCS0 is the worst case of IEEE 802.11n(HT40); data rate @ MCS0 is the worst case of IEEE 802.11ac(VHT20); data rate @ MCS0 is the worst case of IEEE 802.11ac(VHT40); data rate @ MCS0 is the worst case of IEEE 802.11ac(VHT80). Only the data of worst case is recorded in the report.

h:TX mode (Band 2A)_Keep the EUT in continuously transmitting mode with all modulation types. All data rates for each modulation type have been tested and found the data rate @ 6Mbps is the worst case of IEEE 802.11a; data rate @ MCS0 is the worst case of IEEE 802.11n(HT20); data rate @ MCS0 is the worst case of IEEE 802.11n(HT40); data rate @ MCS0 is the worst case of IEEE 802.11ac(VHT20); data rate @ MCS0 is the worst case of IEEE 802.11ac(VHT40); data rate @ MCS0 is the worst case of IEEE 802.11ac(VHT80). Only the data of worst case is recorded in the report.

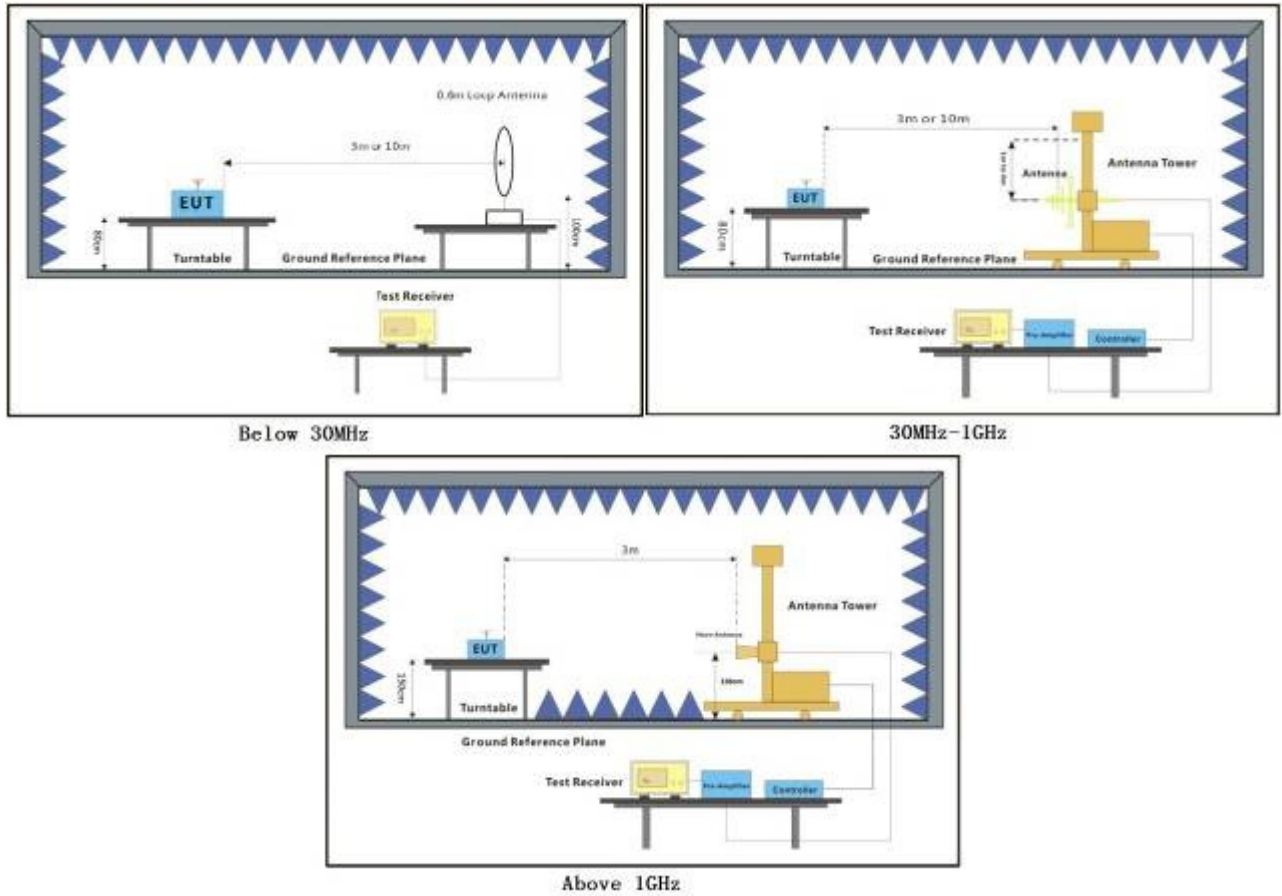
i:TX mode (Band 2C)_Keep the EUT in continuously transmitting mode with all modulation types. All data rates for each modulation type have been tested and found the data rate @ 6Mbps is the worst case of IEEE 802.11a; data rate @ MCS0 is the worst case of IEEE 802.11n(HT20); data rate @ MCS0 is the worst case of IEEE 802.11n(HT40); data rate @ MCS0 is the worst case of IEEE 802.11ac(VHT20); data rate @ MCS0 is the worst case of IEEE 802.11ac(VHT40); data rate @ MCS0 is the worst case of IEEE 802.11ac(VHT80). Only the data of worst case is recorded in the report.

The worst case
for final test:

g:TX mode (Band 1)_Keep the EUT in continuously transmitting mode with all modulation types. All data rates for each modulation type have been tested and found the data rate @ 6Mbps is the worst case of IEEE 802.11a; data rate @ MCS0 is the worst case of IEEE 802.11n(HT20); data rate @ MCS0 is the worst case of IEEE 802.11n(HT40); data rate @ MCS0 is the worst case of IEEE 802.11ac(VHT20); data rate @ MCS0 is the worst case of IEEE 802.11ac(VHT40); data rate @ MCS0 is the worst case of IEEE 802.11ac(VHT80). Only the data of worst case is recorded in the report.

i:TX mode (Band 2C)_Keep the EUT in continuously transmitting mode with all modulation types. All data rates for each modulation type have been tested and found the data rate @ 6Mbps is the worst case of IEEE 802.11a; data rate @ MCS0 is the worst case of IEEE 802.11n(HT20); data rate @ MCS0 is the worst case of IEEE 802.11n(HT40); data rate @ MCS0 is the worst case of IEEE 802.11ac(VHT20); data rate @ MCS0 is the worst case of IEEE 802.11ac(VHT40); data rate @ MCS0 is the worst case of IEEE 802.11ac(VHT80). Only the data of worst case is recorded in the report.

7.12.2 Test Setup Diagram





7.12.3 Measurement Procedure and Data

- a. For below 1GHz, the EUT was placed on the top of a rotating table 0.8 meters above the ground at a 3 or 10 meter semi-anechoic chamber. The table was rotated 360 degrees to determine the position of the highest radiation.
- b. For above 1GHz, the EUT was placed on the top of a rotating table 1.5 meters above the ground at a 3 meter fully-anechoic chamber. The table was rotated 360 degrees to determine the position of the highest radiation.
- c. The EUT was set 3 or 10 meters away from the interference-receiving antenna, which was mounted on the top of a variable-height antenna tower.
- d. The antenna height is varied from one meter to four meters above the ground to determine the maximum value of the field strength. Both horizontal and vertical polarizations of the antenna are set to make the measurement.
- e. For each suspected emission, the EUT was arranged to its worst case and then the antenna was tuned to heights from 1 meter to 4 meters (for the test frequency of below 30MHz, the antenna was tuned to heights 1 meter) and the rotatable table was turned from 0 degrees to 360 degrees to find the maximum reading.
- f. The test-receiver system was set to Peak Detect Function and Specified Bandwidth with Maximum Hold Mode.
- g. If the emission level of the EUT in peak mode was 10dB lower than the limit specified, then testing could be stopped and the peak values of the EUT would be reported. Otherwise the emissions that did not have 10dB margin would be re-tested one by one using peak, quasi-peak or average method as specified and then reported in a data sheet.
- h. Test the EUT in the lowest channel, the middle channel, the Highest channel.
- i. The radiation measurements are performed in X, Y, Z axis positioning for Transmitting mode, and found the X axis positioning which it is the worst case.
- j. Repeat above procedures until all frequencies measured was complete.

Remark: Level= Read Level+ Cable Loss+ Antenna Factor- Preamp Factor



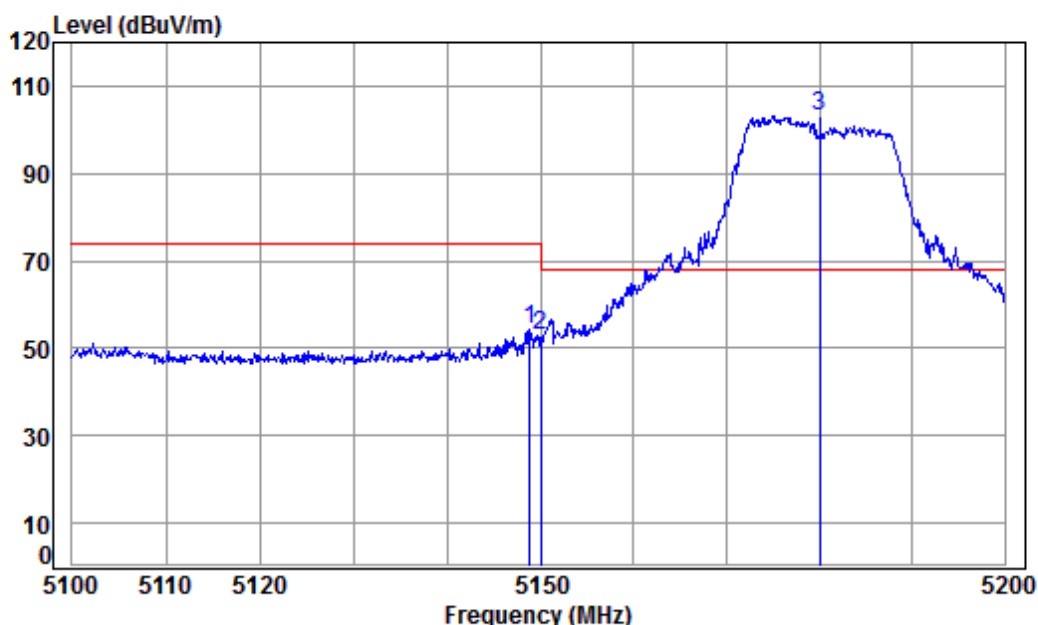
SGS-CSTC Standards Technical Services Co., Ltd. Shenzhen Branch

Report No.: SZEM180300232405

Page: 172 of 637

Remark: For 802.11a mode, all of the test were performed at SISO mode, each antenna was tested separately. For 802.11n and 802.11ac mode, first of all, performed all of the test at SISO mode, each antenna was tested separately; then performed all of the test at MIMO mode, two antennas were transmitting simultaneously. At last, found the MIMO mode is the worst case, so only record the worst case in the report.

Mode:g; Polarization:Horizontal; Modulation:802.11a; bandwidth:20MHz; Channel:Low



Condition: 3m HORIZONTAL

Job No : 02324CR

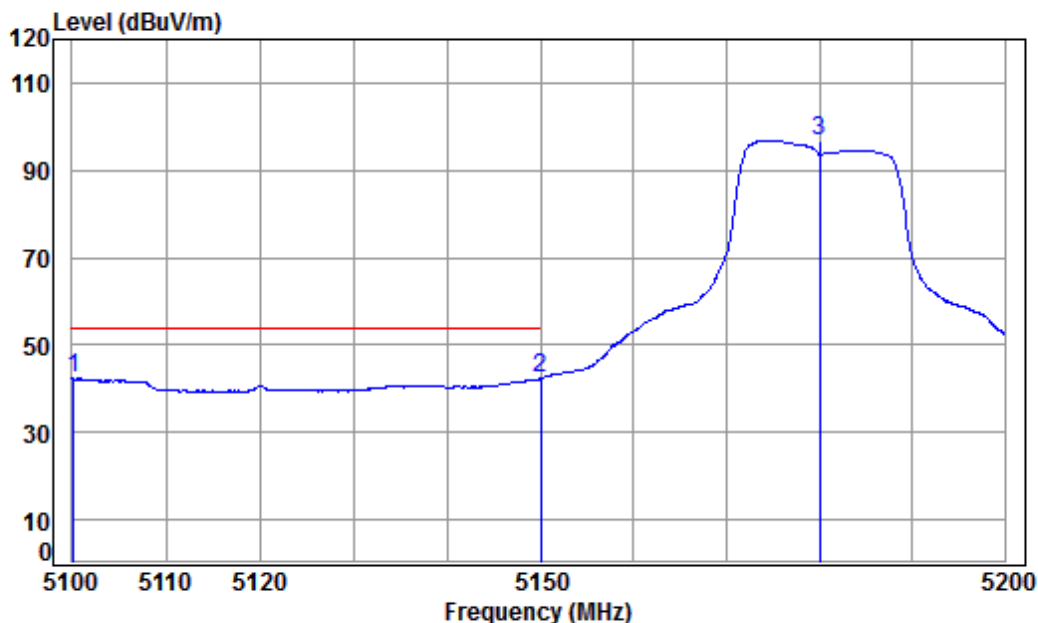
Mode : 5180 Band edge

Note : 5G WiFi 11A 20

| | Freq | Cable Loss | Ant Factor | Preamp Factor | Read Level | Level | Limit | Over Limit | Remark |
|------|----------|------------|------------|---------------|------------|--------|--------|------------|--------|
| | MHz | dB | dB/m | dB | dBuV | dBuV/m | dBuV/m | dB | |
| 1 | 5148.857 | 8.32 | 34.32 | 42.36 | 53.83 | 54.11 | 74.00 | -19.89 | peak |
| 2 | 5149.980 | 8.33 | 34.32 | 42.36 | 52.68 | 52.97 | 74.00 | -21.03 | peak |
| 3 pp | 5180.000 | 8.37 | 34.35 | 42.33 | 102.61 | 103.00 | 68.20 | 34.80 | peak |



Mode:g; Polarization:Horizontal; Modulation:802.11a; bandwidth:20MHz; Channel:Low



Condition: 3m HORIZONTAL

Job No : 02324CR

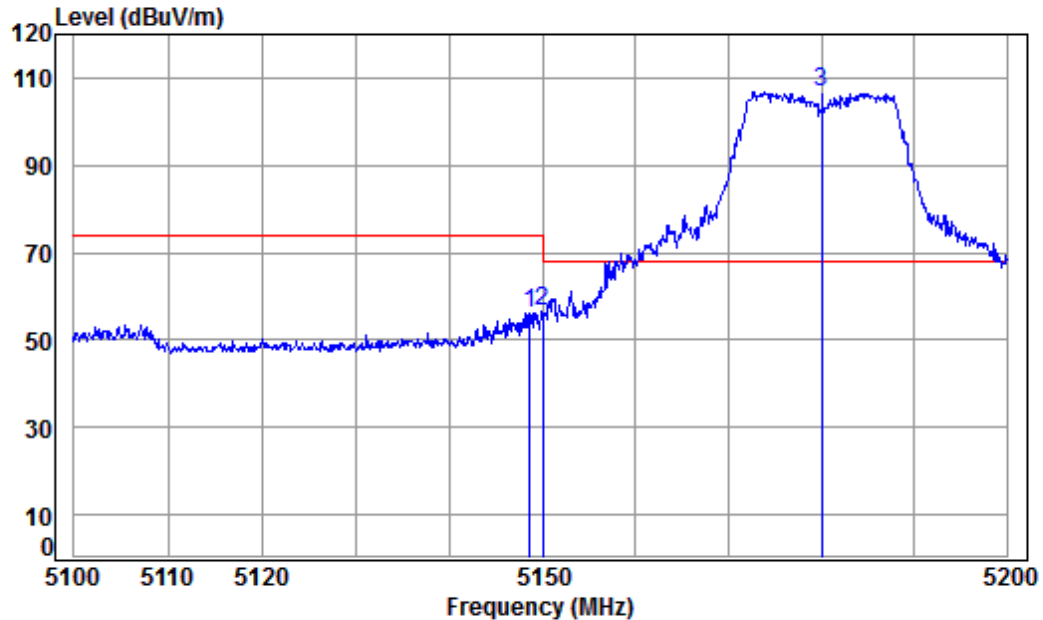
Mode : 5180 Band edge

Note : 5G WiFi 11A 20

| | | Cable | Ant | Preamp | Read | Limit | Over | |
|---|-------------|-------|--------|--------|-------|--------|--------|----------------|
| | Freq | Loss | Factor | Factor | Level | Level | Line | Limit Remark |
| | MHz | dB | dB/m | dB | dBuV | dBuV/m | dBuV/m | dB |
| 1 | 5100.198 | 8.25 | 34.28 | 42.40 | 42.31 | 42.44 | 54.00 | -11.56 Average |
| 2 | pp 5149.980 | 8.33 | 34.32 | 42.36 | 42.26 | 42.55 | 54.00 | -11.45 Average |
| 3 | 5180.000 | 8.37 | 34.35 | 42.33 | 96.48 | 96.87 | ----- | ----- Average |



Mode:g; Polarization:Vertical; Modulation:802.11a; bandwidth:20MHz; Channel:Low



Condition: 3m VERTICAL

Job No : 02324CR

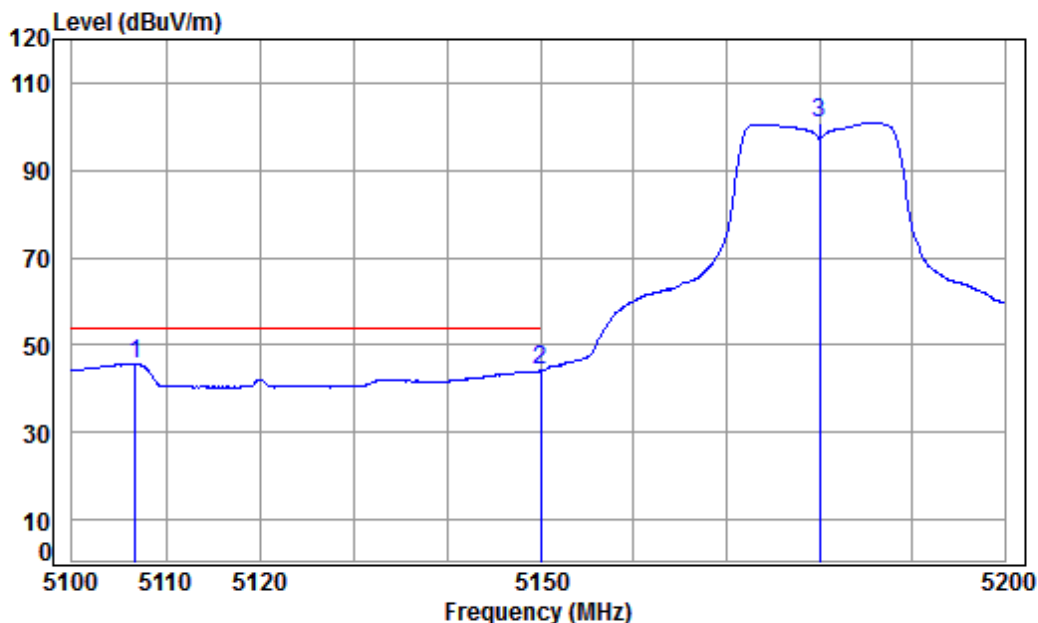
Mode : 5180 Band edge

Note : 5G WiFi 11A 20

| | | Cable | Ant | Preamp | Read | Limit | Over | |
|------|----------|-------|--------|--------|--------|--------|--------|--------------|
| | Freq | Loss | Factor | Factor | Level | Level | Line | Limit Remark |
| | MHz | dB | dB/m | dB | dBuV | dBuV/m | dBuV/m | dB |
| 1 | 5148.657 | 8.32 | 34.32 | 42.36 | 55.81 | 56.09 | 74.00 | -17.91 Peak |
| 2 | 5149.980 | 8.33 | 34.32 | 42.36 | 56.07 | 56.36 | 74.00 | -17.64 Peak |
| 3 pp | 5180.000 | 8.37 | 34.35 | 42.33 | 106.36 | 106.75 | 68.20 | 38.55 Peak |



Mode:g; Polarization:Vertical; Modulation:802.11a; bandwidth:20MHz; Channel:Low

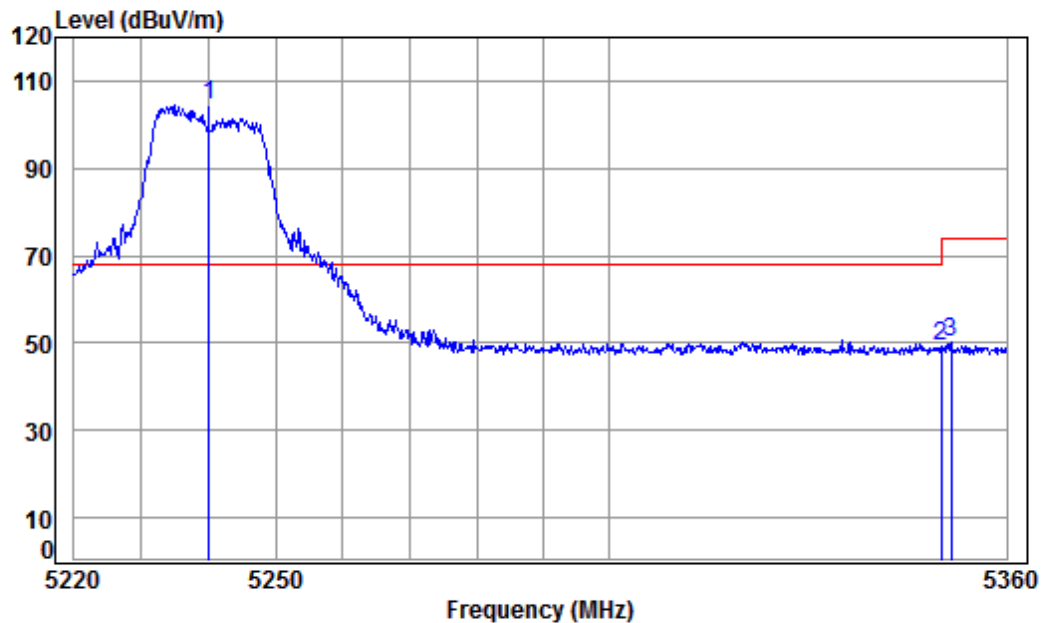


Condition: 3m VERTICAL
Job No : 02324CR
Mode : 5180 Band edge
Note : 5G WiFi 11A 20

| | | Cable | Ant | Preamp | Read | Limit | Over | |
|------|----------|-------|--------|--------|--------|--------|--------|---------------|
| | Freq | Loss | Factor | Factor | Level | Level | Line | Limit Remark |
| | MHz | dB | dB/m | dB | dBuV | dBuV/m | dBuV/m | dB |
| 1 pp | 5106.739 | 8.26 | 34.29 | 42.40 | 45.49 | 45.64 | 54.00 | -8.36 Average |
| 2 | 5149.980 | 8.33 | 34.32 | 42.36 | 43.95 | 44.24 | 54.00 | -9.76 Average |
| 3 | 5180.000 | 8.37 | 34.35 | 42.33 | 100.44 | 100.83 | ----- | ----- Average |



Mode:g; Polarization:Horizontal; Modulation:802.11a; bandwidth:20MHz; Channel:High



Condition: 3m HORIZONTAL

Job No : 02324CR

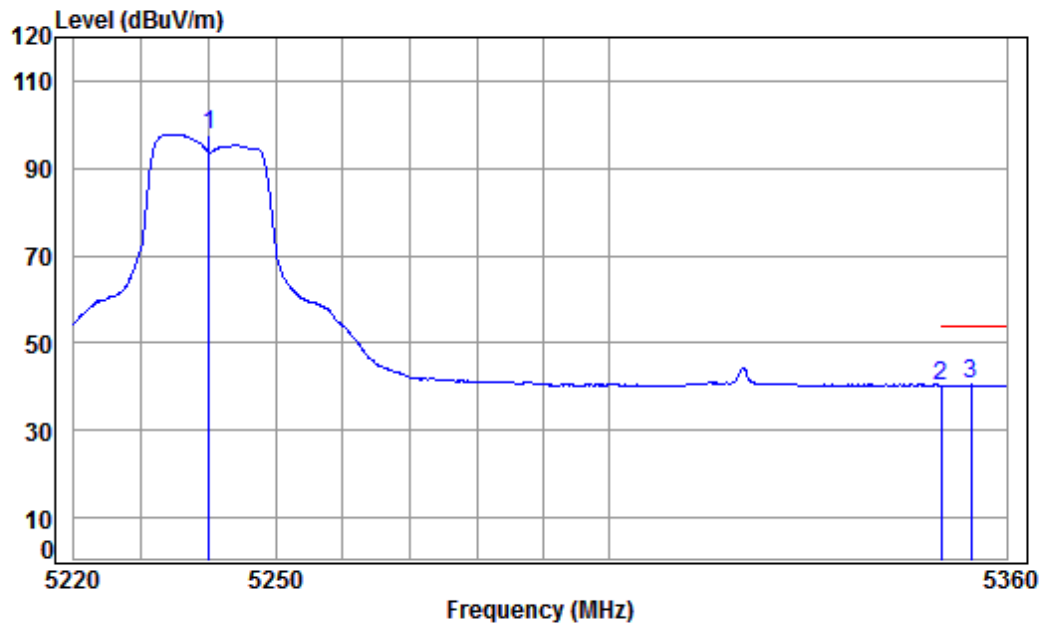
Mode : 5240 Band edge

Note : 5G WiFi 11A 20

| | | Cable | Ant | Preamp | Read | Limit | Over | |
|---|-------------|-------|--------|--------|--------|--------|--------|--------------|
| | Freq | Loss | Factor | Factor | Level | Level | Line | Limit Remark |
| | MHz | dB | dB/m | dB | dBuV | dBuV/m | dBuV/m | dB |
| 1 | pp 5240.000 | 8.46 | 34.40 | 42.27 | 103.74 | 104.33 | 68.20 | 36.13 peak |
| 2 | 5350.020 | 8.63 | 34.48 | 42.17 | 48.40 | 49.34 | 74.00 | -24.66 peak |
| 3 | 5351.495 | 8.63 | 34.49 | 42.17 | 49.01 | 49.96 | 74.00 | -24.04 peak |



Mode:g; Polarization:Horizontal; Modulation:802.11a; bandwidth:20MHz; Channel:High



Condition: 3m HORIZONTAL

Job No : 02324CR

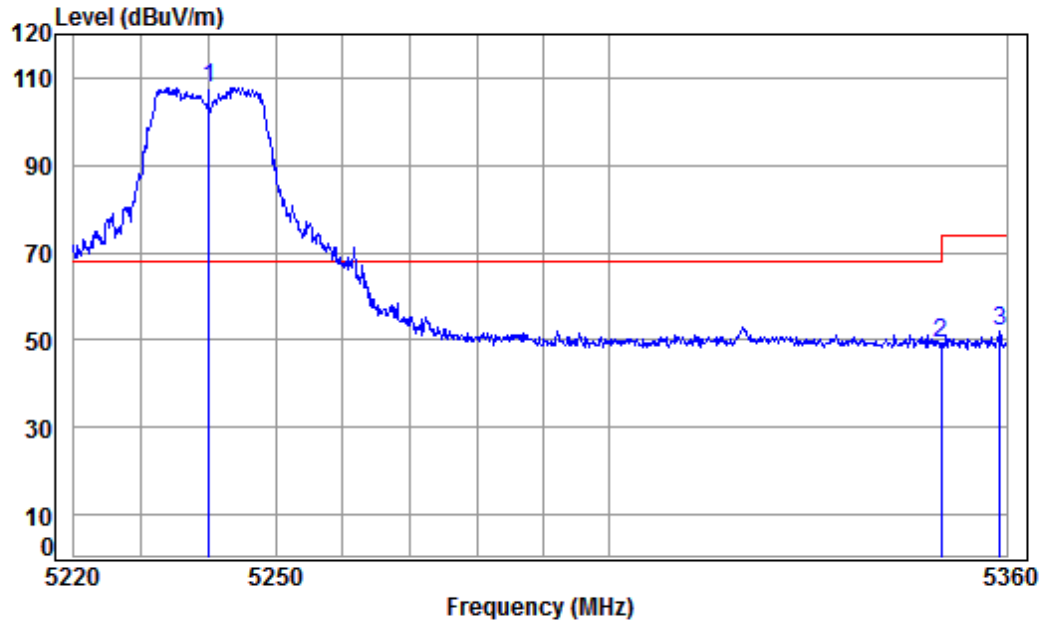
Mode : 5240 Band edge

Note : 5G WiFi 11A 20

| | | Cable | Ant | Preamp | Read | Limit | Over | |
|------|----------|-------|--------|--------|-------|--------|--------|----------------|
| | Freq | Loss | Factor | Factor | Level | Level | Line | Limit Remark |
| | MHz | dB | dB/m | dB | dBuV | dBuV/m | dBuV/m | dB |
| 1 | 5240.000 | 8.46 | 34.40 | 42.27 | 97.22 | 97.81 | ----- | ----- Average |
| 2 | 5350.020 | 8.63 | 34.48 | 42.17 | 39.33 | 40.27 | 54.00 | -13.73 Average |
| 3 pp | 5354.612 | 8.64 | 34.49 | 42.16 | 39.47 | 40.44 | 54.00 | -13.56 Average |



Mode:g; Polarization:Vertical; Modulation:802.11a; bandwidth:20MHz; Channel:High



Condition: 3m VERTICAL

Job No : 02324CR

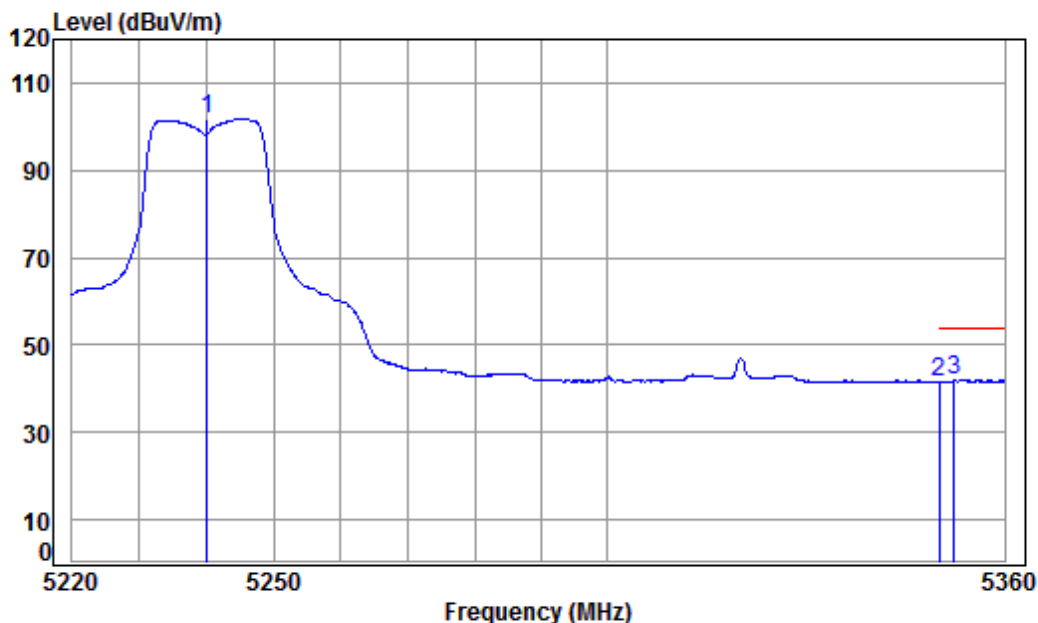
Mode : 5240 Band edge

Note : 5G WiFi 11A 20

| | | Cable | Ant | Preamp | Read | Limit | Over | |
|---|-------------|-------|--------|--------|--------|--------|--------|--------------|
| | Freq | Loss | Factor | Factor | Level | Level | Line | Limit Remark |
| | MHz | dB | dB/m | dB | dBuV | dBuV/m | dBuV/m | dB |
| 1 | pp 5240.000 | 8.46 | 34.40 | 42.27 | 107.17 | 107.76 | 68.20 | 39.56 Peak |
| 2 | 5350.020 | 8.63 | 34.48 | 42.17 | 48.42 | 49.36 | 74.00 | -24.64 Peak |
| 3 | 5359.007 | 8.64 | 34.49 | 42.16 | 51.22 | 52.19 | 74.00 | -21.81 Peak |



Mode:g; Polarization:Vertical; Modulation:802.11a; bandwidth:20MHz; Channel:High

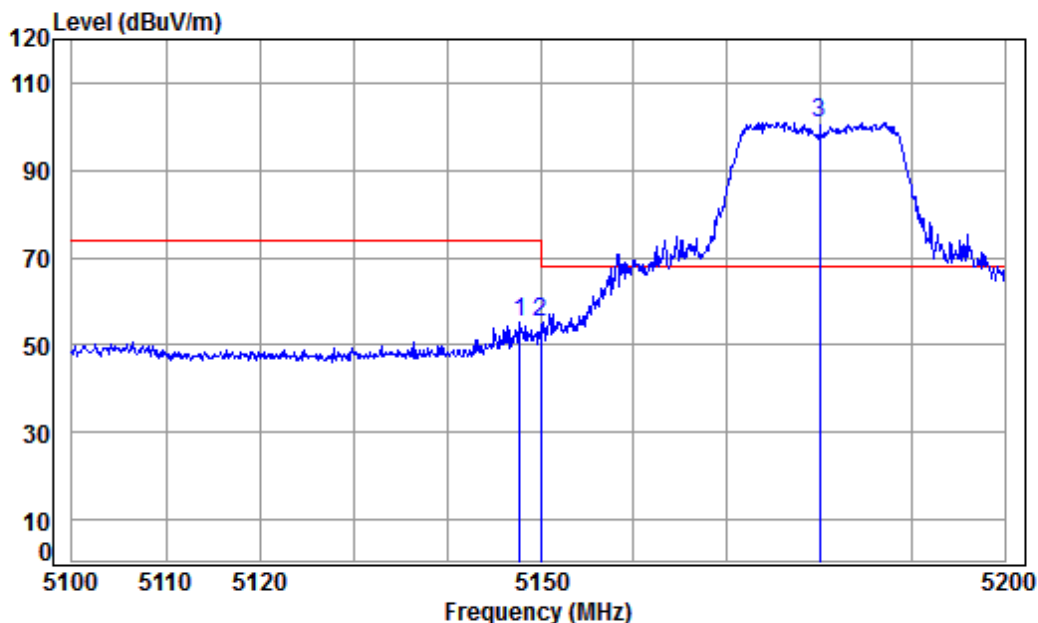


Condition: 3m VERTICAL
Job No : 02324CR
Mode : 5240 Band edge
Note : 5G WiFi 11A 20

| | | Cable | Ant | Preamp | Read | | Limit | Over | |
|------|----------|-------|--------|--------|--------|--------|--------|--------|---------|
| | Freq | Loss | Factor | Factor | Level | Level | Line | Limit | Remark |
| | MHz | dB | dB/m | dB | dBuV | dBuV/m | dBuV/m | dB | |
| 1 | 5240.000 | 8.46 | 34.40 | 42.27 | 101.04 | 101.63 | ----- | ----- | Average |
| 2 | 5350.020 | 8.63 | 34.48 | 42.17 | 40.73 | 41.67 | 54.00 | -12.33 | Average |
| 3 pp | 5352.345 | 8.63 | 34.49 | 42.17 | 41.01 | 41.96 | 54.00 | -12.04 | Average |



Mode:g; Polarization:Horizontal; Modulation:802.11n; bandwidth:20MHz; Channel:Low



Condition: 3m HORIZONTAL

Job No : 02324CR

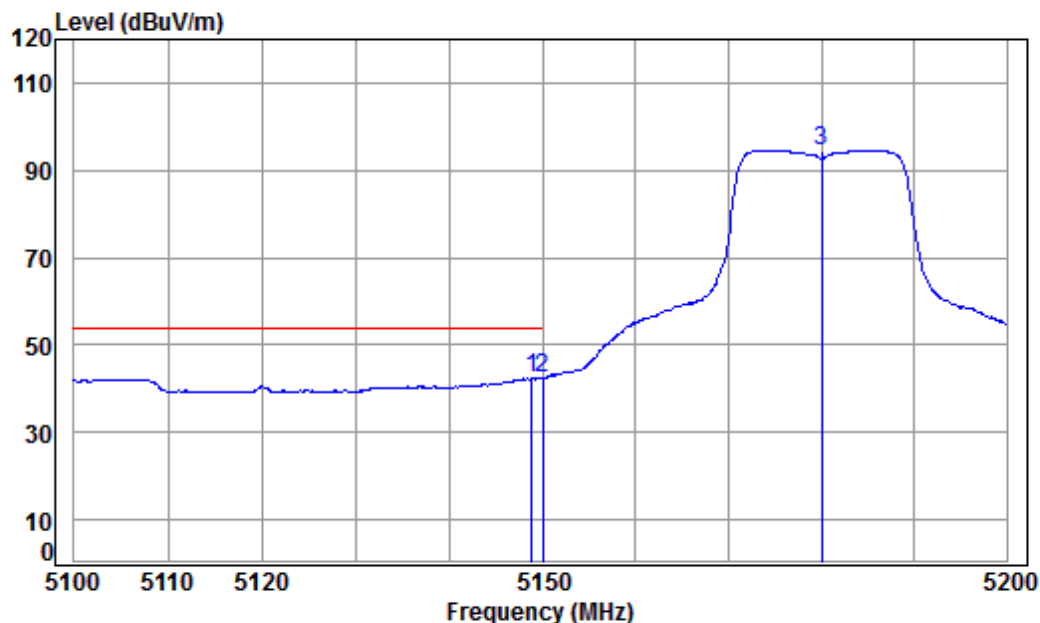
Mode : 5180 Band edge

Note : 5G WiFi 11N 20

| | | Cable | Ant | Preamp | Read | | Limit | Over | |
|---|-------------|-------|--------|--------|--------|--------|--------|--------|--------|
| | Freq | Loss | Factor | Factor | Level | Level | Line | Limit | Remark |
| | MHz | dB | dB/m | dB | dBuV | dBuV/m | dBuV/m | dB | |
| 1 | 5147.758 | 8.32 | 34.32 | 42.36 | 54.96 | 55.24 | 74.00 | -18.76 | peak |
| 2 | 5149.980 | 8.33 | 34.32 | 42.36 | 55.09 | 55.38 | 74.00 | -18.62 | peak |
| 3 | pp 5180.000 | 8.37 | 34.35 | 42.33 | 100.60 | 100.99 | 68.20 | 32.79 | peak |



Mode:g; Polarization:Horizontal; Modulation:802.11n; bandwidth:20MHz; Channel:Low



Condition: 3m HORIZONTAL

Job No : 02324CR

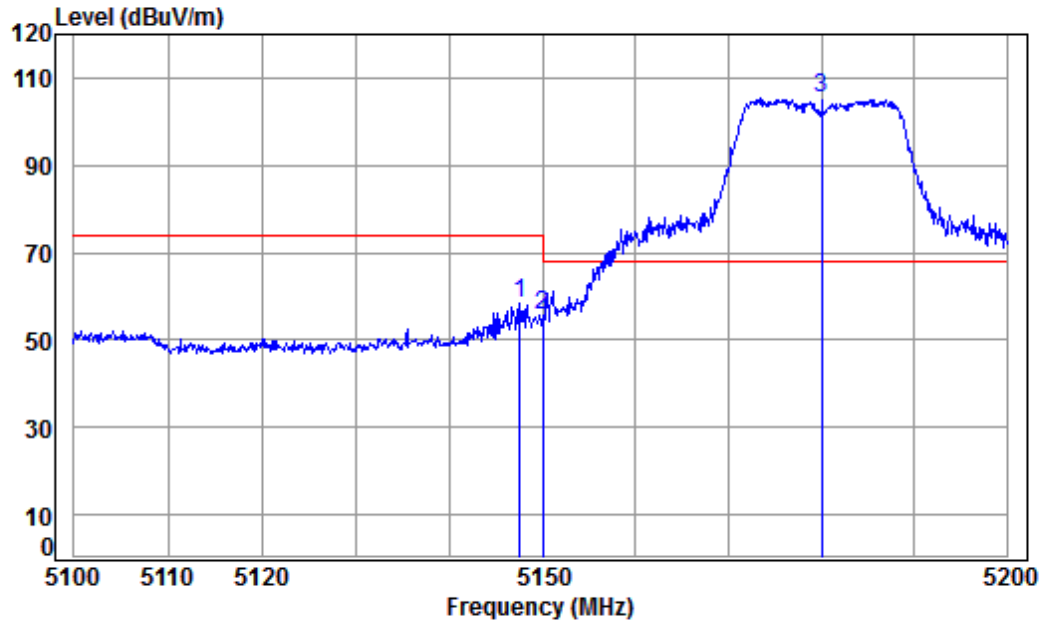
Mode : 5180 Band edge

Note : 5G WiFi 11N 20

| | | Cable | Ant | Preamp | Read | Limit | Over | |
|---|-------------|-------|--------|--------|-------|--------|--------|----------------|
| | Freq | Loss | Factor | Factor | Level | Level | Line | Limit Remark |
| | MHz | dB | dB/m | dB | dBuV | dBuV/m | dBuV/m | dB |
| 1 | 5148.857 | 8.32 | 34.32 | 42.36 | 42.06 | 42.34 | 54.00 | -11.66 Average |
| 2 | pp 5149.980 | 8.33 | 34.32 | 42.36 | 42.25 | 42.54 | 54.00 | -11.46 Average |
| 3 | 5180.000 | 8.37 | 34.35 | 42.33 | 94.23 | 94.62 | ----- | ----- Average |



Mode:g; Polarization:Vertical; Modulation:802.11n; bandwidth:20MHz; Channel:Low



Condition: 3m VERTICAL

Job No : 02324CR

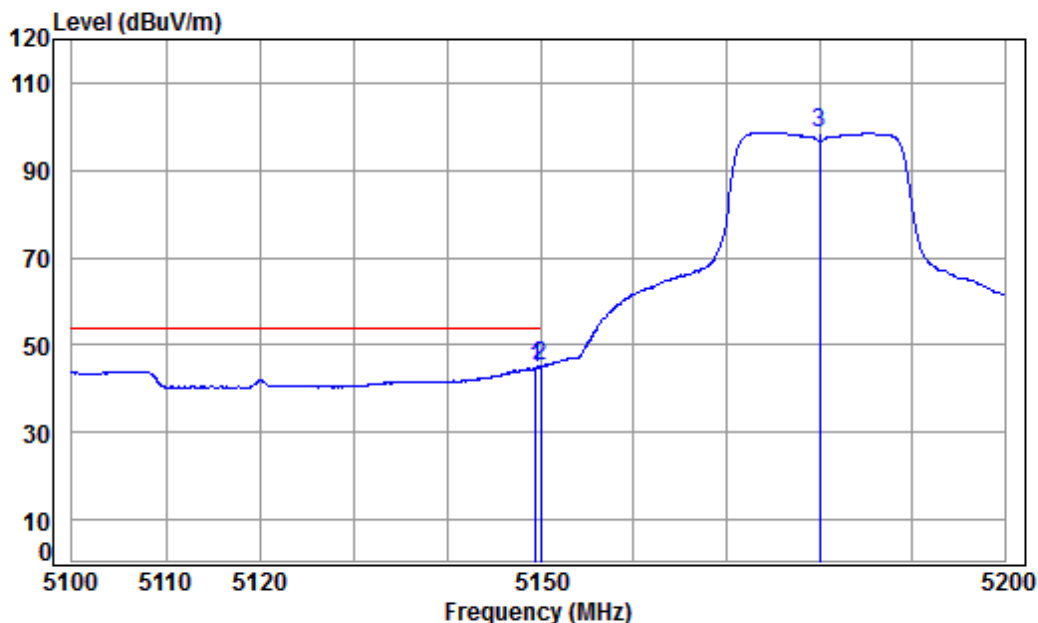
Mode : 5180 Band edge

Note : 5G WiFi 11N 20

| | | Cable | Ant | Preamp | Read | Limit | Over | |
|------|----------|-------|--------|--------|--------|--------|--------|--------------|
| | Freq | Loss | Factor | Factor | Level | Level | Line | Limit Remark |
| | MHz | dB | dB/m | dB | dBuV | dBuV/m | dBuV/m | dB |
| 1 | 5147.558 | 8.32 | 34.32 | 42.36 | 58.17 | 58.45 | 74.00 | -15.55 Peak |
| 2 | 5149.980 | 8.33 | 34.32 | 42.36 | 55.54 | 55.83 | 74.00 | -18.17 Peak |
| 3 pp | 5180.000 | 8.37 | 34.35 | 42.33 | 104.90 | 105.29 | 68.20 | 37.09 Peak |



Mode:g; Polarization:Vertical; Modulation:802.11n; bandwidth:20MHz; Channel:Low

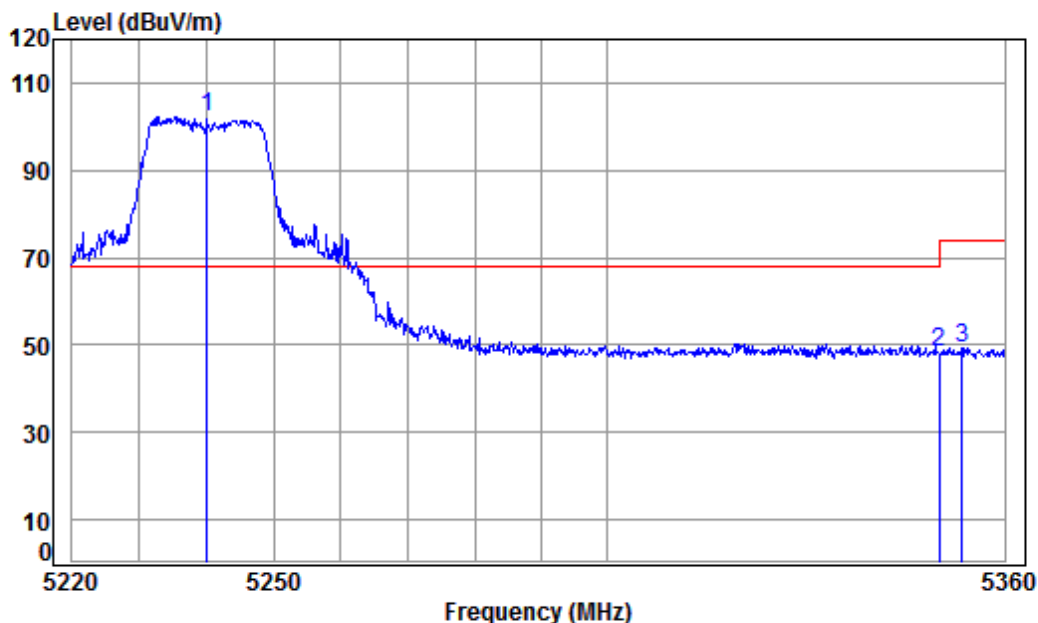


Condition: 3m VERTICAL
Job No : 02324CR
Mode : 5180 Band edge
Note : 5G WiFi 11N 20

| | | Cable | Ant | Preamp | Read | Limit | Over | |
|---|-------------|-------|--------|--------|-------|--------|--------|---------------|
| | Freq | Loss | Factor | Factor | Level | Level | Line | Limit Remark |
| | MHz | dB | dB/m | dB | dBuV | dBuV/m | dBuV/m | dB |
| 1 | 5149.458 | 8.32 | 34.32 | 42.36 | 44.47 | 44.75 | 54.00 | -9.25 Average |
| 2 | pp 5149.980 | 8.33 | 34.32 | 42.36 | 44.96 | 45.25 | 54.00 | -8.75 Average |
| 3 | 5180.000 | 8.37 | 34.35 | 42.33 | 98.27 | 98.66 | ----- | ----- Average |



Mode:g; Polarization:Horizontal; Modulation:802.11n; bandwidth:20MHz; Channel:High

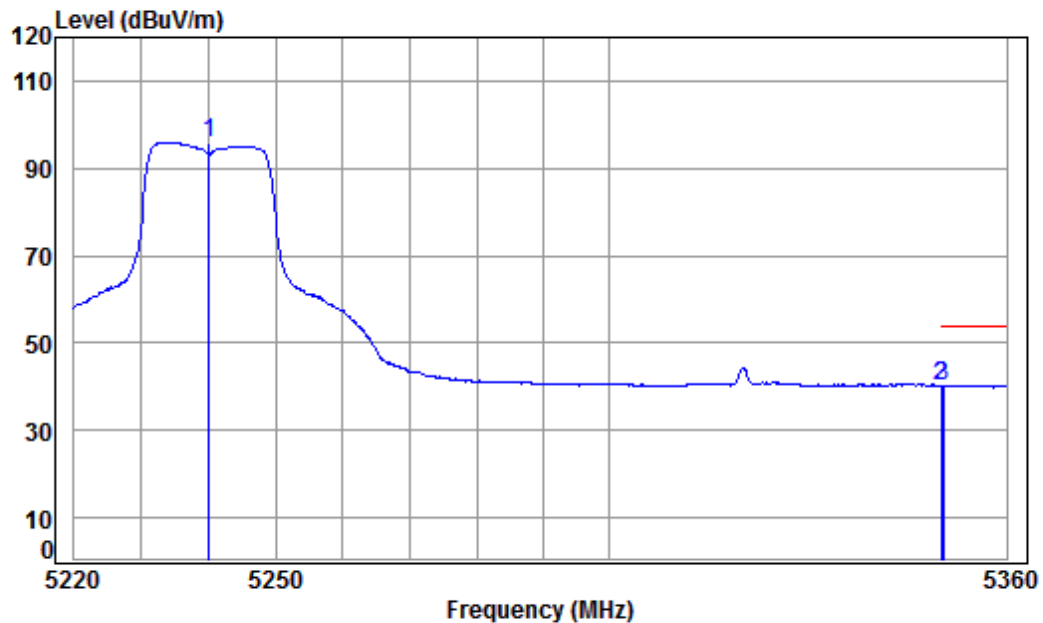


Condition: 3m HORIZONTAL
Job No : 02324CR
Mode : 5240 Band edge
Note : 5G WiFi 11N 20

| | | Cable | Ant | Preamp | Read | | Limit | Over | |
|---|-------------|-------|--------|--------|--------|--------|--------|--------|--------|
| | Freq | Loss | Factor | Factor | Level | Level | Line | Limit | Remark |
| | MHz | dB | dB/m | dB | dBuV | dBuV/m | dBuV/m | dB | |
| 1 | pp 5240.000 | 8.46 | 34.40 | 42.27 | 101.70 | 102.29 | 68.20 | 34.09 | peak |
| 2 | 5350.020 | 8.63 | 34.48 | 42.17 | 47.48 | 48.42 | 74.00 | -25.58 | peak |
| 3 | 5353.479 | 8.63 | 34.49 | 42.17 | 48.49 | 49.44 | 74.00 | -24.56 | peak |



Mode:g; Polarization:Horizontal; Modulation:802.11n; bandwidth:20MHz; Channel:High



Condition: 3m HORIZONTAL

Job No : 02324CR

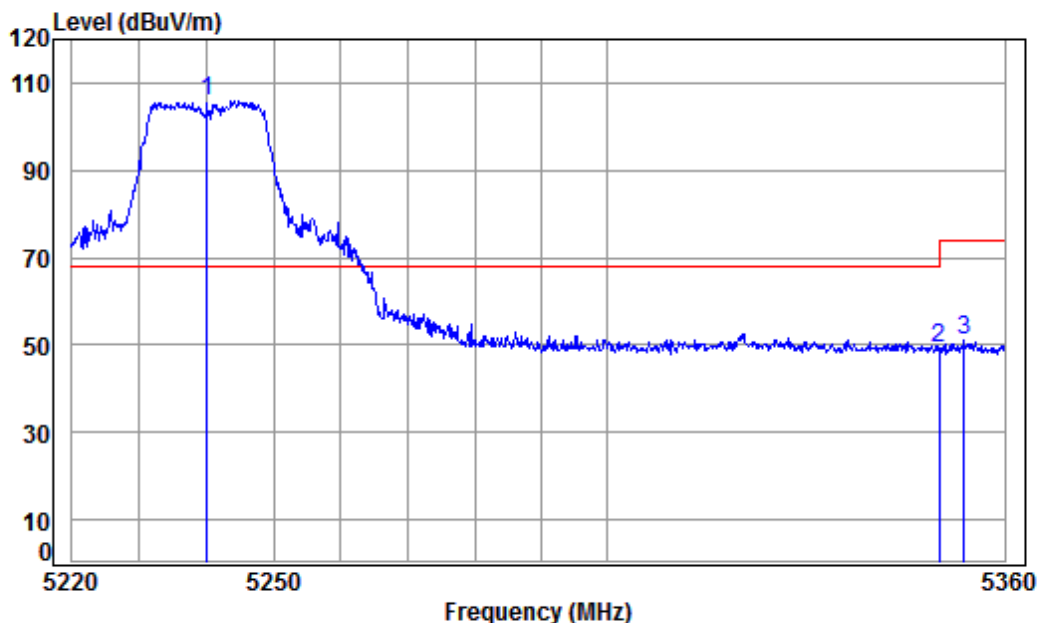
Mode : 5240 Band edge

Note : 5G WiFi 11N 20

| | | Cable | Ant | Preamp | Read | Limit | Over | |
|---|-------------|-------|--------|--------|-------|--------|--------|----------------|
| | Freq | Loss | Factor | Factor | Level | Level | Line | Limit Remark |
| | MHz | dB | dB/m | dB | dBuV | dBuV/m | dBuV/m | dB |
| 1 | 5240.000 | 8.46 | 34.40 | 42.27 | 95.30 | 95.89 | ----- | ----- Average |
| 2 | pp 5350.020 | 8.63 | 34.48 | 42.17 | 39.41 | 40.35 | 54.00 | -13.65 Average |
| 3 | 5350.362 | 8.63 | 34.48 | 42.17 | 39.41 | 40.35 | 54.00 | -13.65 Average |



Mode:g; Polarization:Vertical; Modulation:802.11n; bandwidth:20MHz; Channel:High



Condition: 3m VERTICAL

Job No : 02324CR

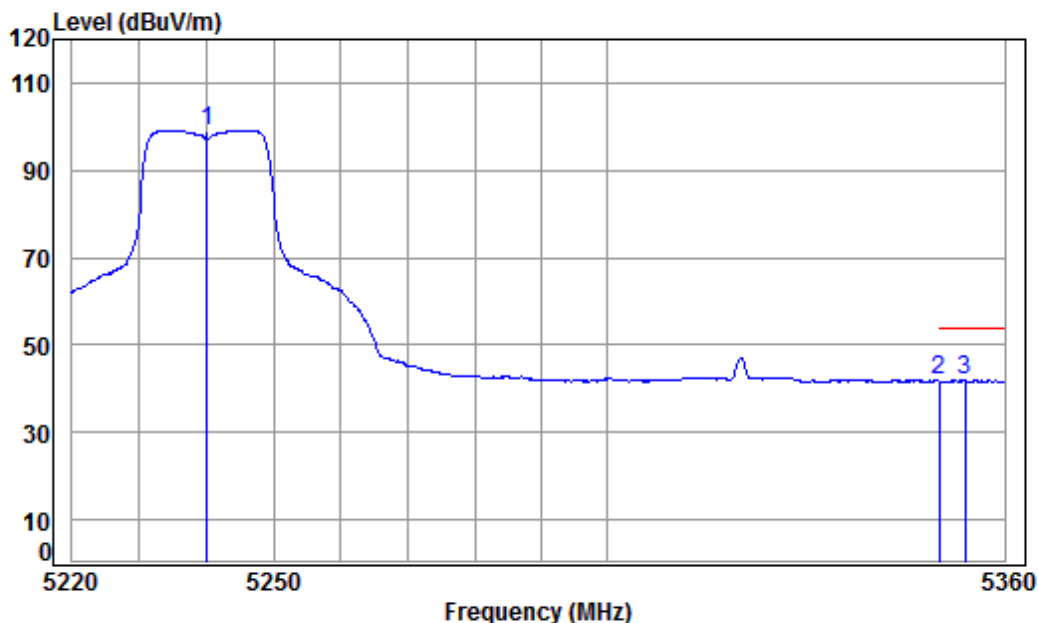
Mode : 5240 Band edge

Note : 5G WiFi 11N 20

| | | Cable | Ant | Preamp | Read | | Limit | Over | |
|---|-------------|-------|--------|--------|--------|--------|--------|--------|--------|
| | Freq | Loss | Factor | Factor | Level | Level | Line | Limit | Remark |
| | MHz | dB | dB/m | dB | dBuV | dBuV/m | dBuV/m | dB | |
| 1 | pp 5240.000 | 8.46 | 34.40 | 42.27 | 105.38 | 105.97 | 68.20 | 37.77 | Peak |
| 2 | 5350.020 | 8.63 | 34.48 | 42.17 | 48.14 | 49.08 | 74.00 | -24.92 | Peak |
| 3 | 5353.903 | 8.64 | 34.49 | 42.17 | 50.09 | 51.05 | 74.00 | -22.95 | Peak |



Mode:g; Polarization:Vertical; Modulation:802.11n; bandwidth:20MHz; Channel:High

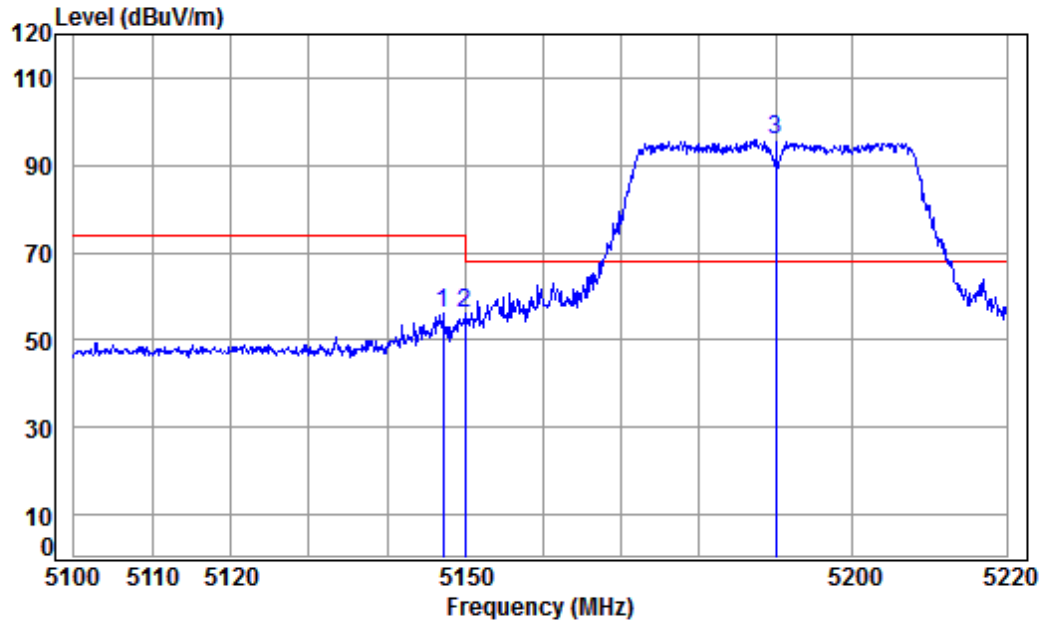


Condition: 3m VERTICAL
Job No : 02324CR
Mode : 5240 Band edge
Note : 5G WiFi 11N 20

| | | Cable | Ant | Preamp | Read | Limit | Over | |
|------|----------|-------|--------|--------|-------|--------|--------|----------------|
| | Freq | Loss | Factor | Factor | Level | Level | Line | Limit Remark |
| | MHz | dB | dB/m | dB | dBuV | dBuV/m | dBuV/m | dB |
| 1 | 5240.000 | 8.46 | 34.40 | 42.27 | 98.64 | 99.23 | ----- | ----- Average |
| 2 | 5350.020 | 8.63 | 34.48 | 42.17 | 40.87 | 41.81 | 54.00 | -12.19 Average |
| 3 pp | 5354.045 | 8.64 | 34.49 | 42.17 | 41.03 | 41.99 | 54.00 | -12.01 Average |



Mode:g; Polarization:Horizontal; Modulation:802.11n; bandwidth:40MHz; Channel:Low



Condition: 3m HORIZONTAL

Job No : 02324CR

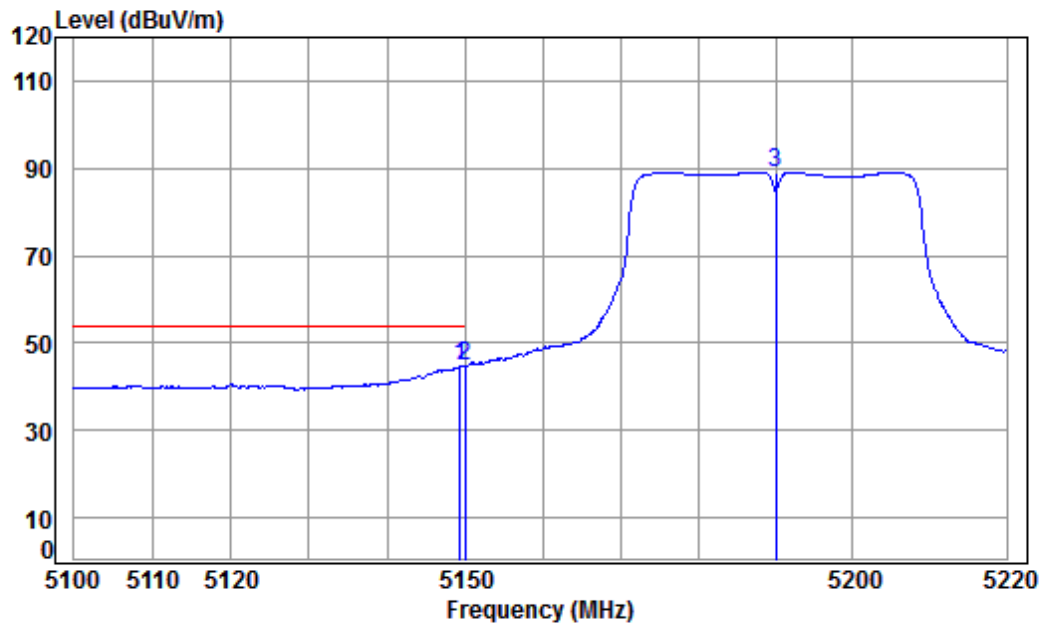
Mode : 5190 Band edge

Note : 5G WiFi 11N 40

| | | Cable | Ant | Preamp | Read | Limit | Over | |
|------|----------|-------|--------|--------|-------|--------|--------|-------------|
| | Freq | Loss | Factor | Factor | Level | Level | Line | Remark |
| | MHz | dB | dB/m | dB | dBuV | dBuV/m | dBuV/m | dB |
| 1 | 5147.187 | 8.32 | 34.32 | 42.36 | 55.62 | 55.90 | 74.00 | -18.10 peak |
| 2 | 5149.980 | 8.33 | 34.32 | 42.36 | 55.93 | 56.22 | 74.00 | -17.78 peak |
| 3 pp | 5190.000 | 8.39 | 34.36 | 42.32 | 95.22 | 95.65 | 68.20 | 27.45 peak |



Mode:g; Polarization:Horizontal; Modulation:802.11n; bandwidth:40MHz; Channel:Low



Condition: 3m HORIZONTAL

Job No : 02324CR

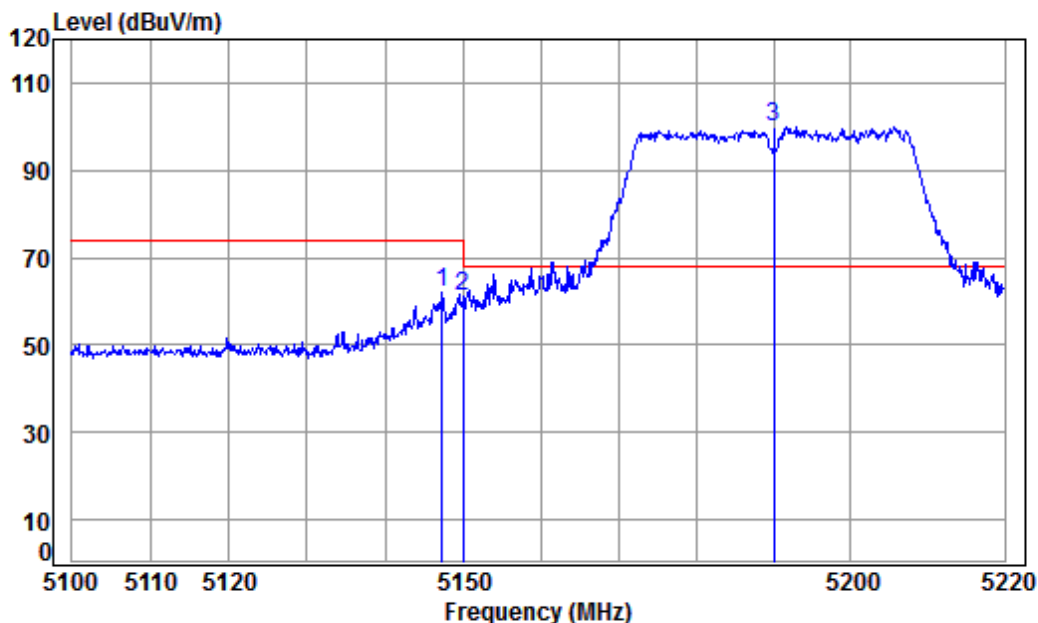
Mode : 5190 Band edge

Note : 5G WiFi 11N 40

| | | Cable | Ant | Preamp | Read | Limit | Over | |
|---|-------------|-------|--------|--------|-------|--------|--------|---------------|
| | Freq | Loss | Factor | Factor | Level | Level | Line | Limit Remark |
| | MHz | dB | dB/m | dB | dBuV | dBuV/m | dBuV/m | dB |
| 1 | 5149.342 | 8.32 | 34.32 | 42.36 | 44.28 | 44.56 | 54.00 | -9.44 Average |
| 2 | pp 5149.980 | 8.33 | 34.32 | 42.36 | 44.60 | 44.89 | 54.00 | -9.11 Average |
| 3 | 5190.000 | 8.39 | 34.36 | 42.32 | 88.64 | 89.07 | ----- | ----- Average |



Mode:g; Polarization:Vertical; Modulation:802.11n; bandwidth:40MHz; Channel:Low



Condition: 3m VERTICAL

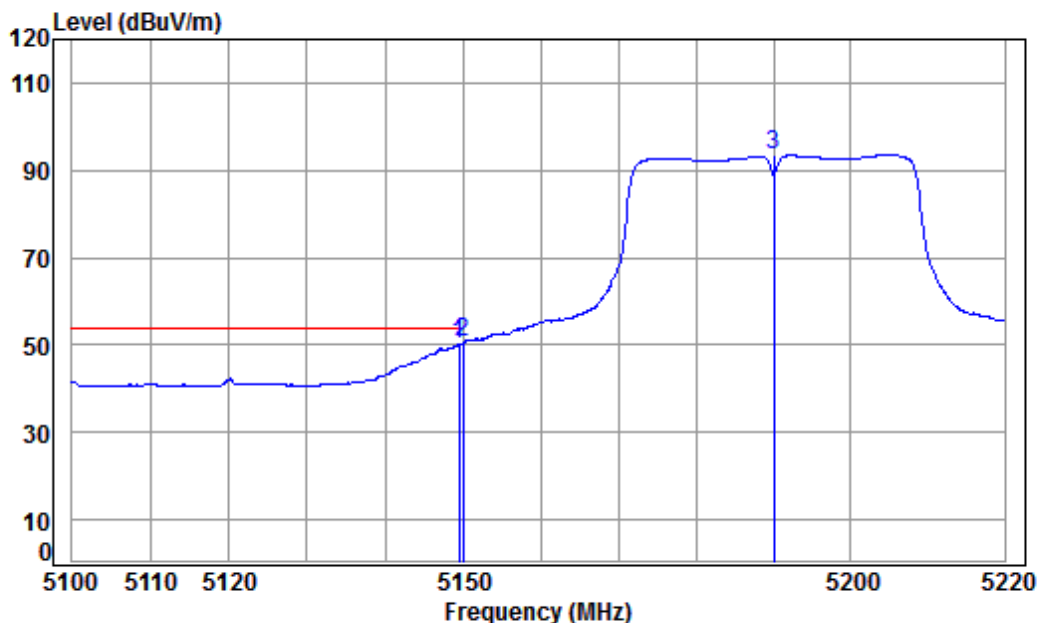
Job No : 02324CR

Mode : 5190 Band edge

Note : 5G WiFi 11N 40

| | | Cable | Ant | Preamp | Read | Limit | Over | |
|------|----------|-------|--------|--------|-------|--------|--------|--------------|
| | Freq | Loss | Factor | Factor | Level | Level | Line | Limit Remark |
| | MHz | dB | dB/m | dB | dBuV | dBuV/m | dBuV/m | dB |
| 1 | 5147.306 | 8.32 | 34.32 | 42.36 | 61.91 | 62.19 | 74.00 | -11.81 Peak |
| 2 | 5149.980 | 8.33 | 34.32 | 42.36 | 61.04 | 61.33 | 74.00 | -12.67 Peak |
| 3 pp | 5190.000 | 8.39 | 34.36 | 42.32 | 99.48 | 99.91 | 68.20 | 31.71 Peak |

Mode:g; Polarization:Vertical; Modulation:802.11n; bandwidth:40MHz; Channel:Low



Condition: 3m VERTICAL

Job No : 02324CR

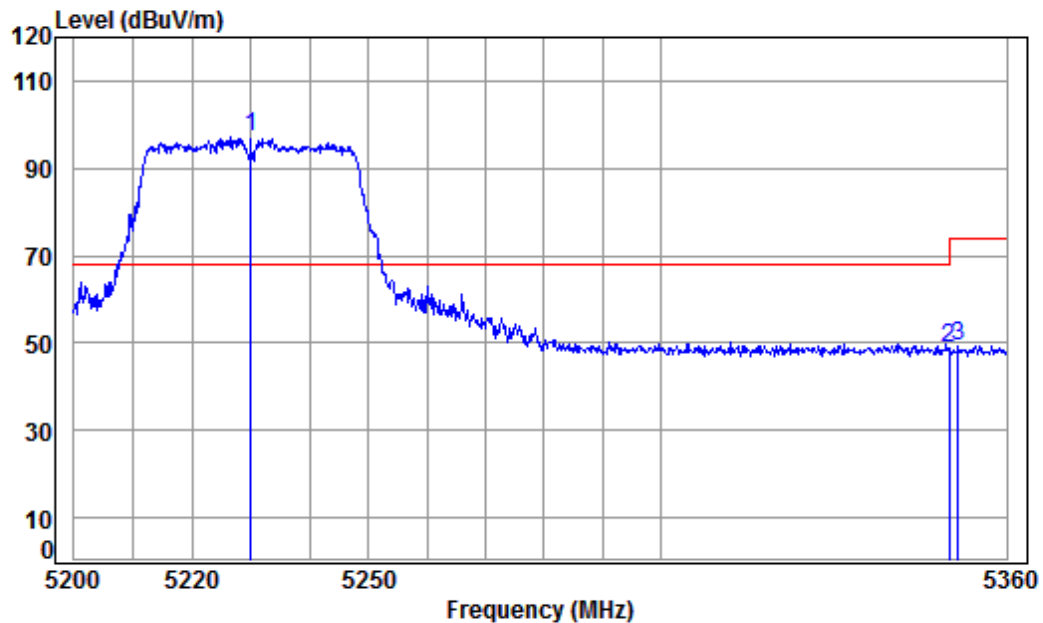
Mode : 5190 Band edge

Note : 5G WiFi 11N 40

| | | Cable | Ant | Preamp | Read | Limit | Over | |
|---|-------------|-------|--------|--------|-------|--------|--------|---------------|
| | Freq | Loss | Factor | Factor | Level | Line | Limit | Remark |
| | MHz | dB | dB/m | dB | dBuV | dBuV/m | dBuV/m | dB |
| 1 | 5149.461 | 8.32 | 34.32 | 42.36 | 49.90 | 50.18 | 54.00 | -3.82 Average |
| 2 | pp 5149.980 | 8.33 | 34.32 | 42.36 | 50.36 | 50.65 | 54.00 | -3.35 Average |
| 3 | 5190.000 | 8.39 | 34.36 | 42.32 | 93.08 | 93.51 | ----- | ----- Average |



Mode:g; Polarization:Horizontal; Modulation:802.11n; bandwidth:40MHz; Channel:High



Condition: 3m HORIZONTAL

Job No : 02324CR

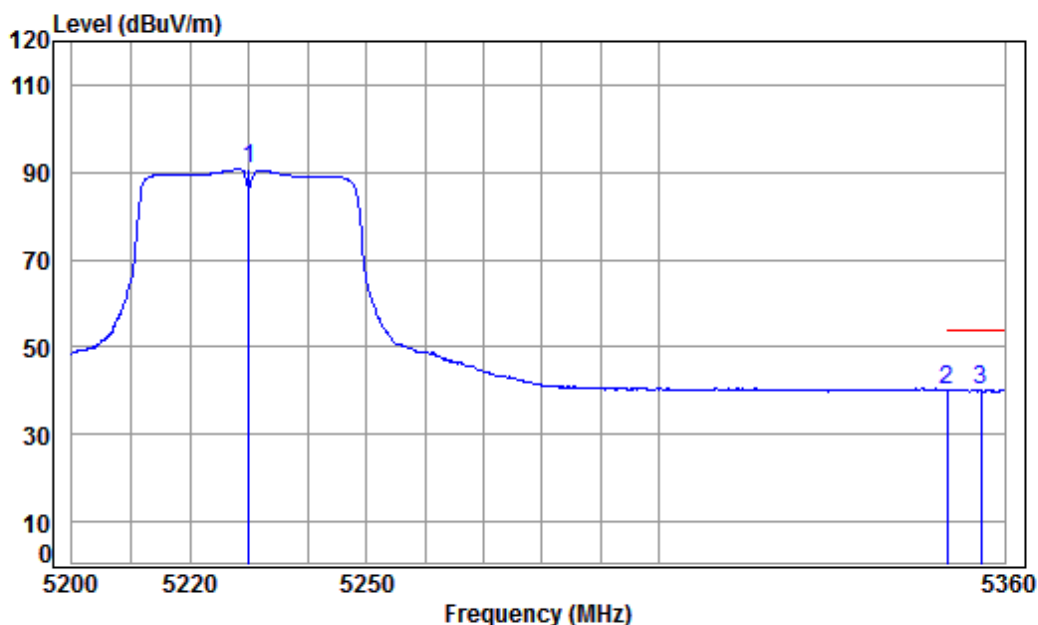
Mode : 5230 Band edge

Note : 5G WiFi 11N 40

| | | Cable | Ant | Preamp | Read | Limit | Over | |
|---|-------------|-------|--------|--------|-------|--------|--------|-------------|
| | Freq | Loss | Factor | Factor | Level | Level | Line | Remark |
| | MHz | dB | dB/m | dB | dBuV | dBuV/m | dBuV/m | dB |
| 1 | pp 5230.000 | 8.45 | 34.39 | 42.28 | 96.57 | 97.13 | 68.20 | 28.93 peak |
| 2 | 5350.020 | 8.63 | 34.48 | 42.17 | 47.91 | 48.85 | 74.00 | -25.15 peak |
| 3 | 5351.560 | 8.63 | 34.49 | 42.17 | 48.48 | 49.43 | 74.00 | -24.57 peak |



Mode:g; Polarization:Horizontal; Modulation:802.11n; bandwidth:40MHz; Channel:High

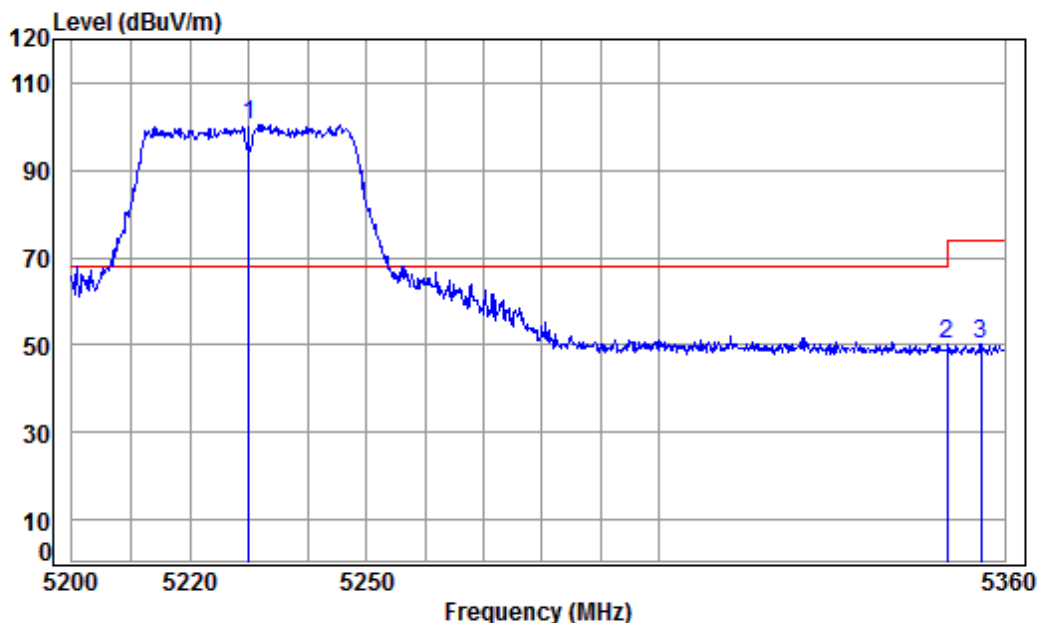


Condition: 3m HORIZONTAL
Job No : 02324CR
Mode : 5230 Band edge
Note : 5G WiFi 11N 40

| | | Cable | Ant | Preamp | Read | Limit | Over | |
|---|-------------|-------|--------|--------|-------|--------|--------|----------------|
| | Freq | Loss | Factor | Factor | Level | Level | Line | Limit Remark |
| | MHz | dB | dB/m | dB | dBuV | dBuV/m | dBuV/m | dB |
| 1 | 5230.000 | 8.45 | 34.39 | 42.28 | 90.07 | 90.63 | ----- | ----- Average |
| 2 | pp 5350.020 | 8.63 | 34.48 | 42.17 | 39.24 | 40.18 | 54.00 | -13.82 Average |
| 3 | 5355.940 | 8.64 | 34.49 | 42.16 | 39.21 | 40.18 | 54.00 | -13.82 Average |



Mode:g; Polarization:Vertical; Modulation:802.11n; bandwidth:40MHz; Channel:High

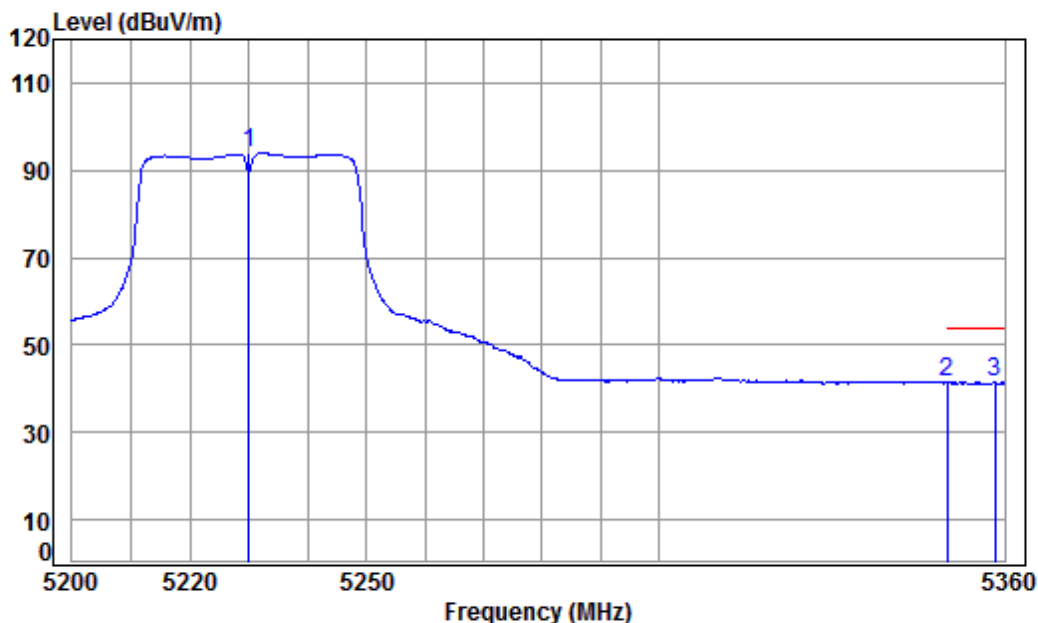


Condition: 3m VERTICAL
Job No : 02324CR
Mode : 5230 Band edge
Note : 5G WiFi 11N 40

| | | Cable | Ant | Preamp | Read | Limit | Over | |
|------|----------|-------|--------|--------|-------|--------|--------|-------------|
| | Freq | Loss | Factor | Factor | Level | Level | Line | Remark |
| | MHz | dB | dB/m | dB | dBuV | dBuV/m | dBuV/m | dB |
| 1 pp | 5230.000 | 8.45 | 34.39 | 42.28 | 99.85 | 100.41 | 68.20 | 32.21 Peak |
| 2 | 5350.020 | 8.63 | 34.48 | 42.17 | 49.17 | 50.11 | 74.00 | -23.89 Peak |
| 3 | 5355.940 | 8.64 | 34.49 | 42.16 | 49.26 | 50.23 | 74.00 | -23.77 Peak |



Mode:g; Polarization:Vertical; Modulation:802.11n; bandwidth:40MHz; Channel:High

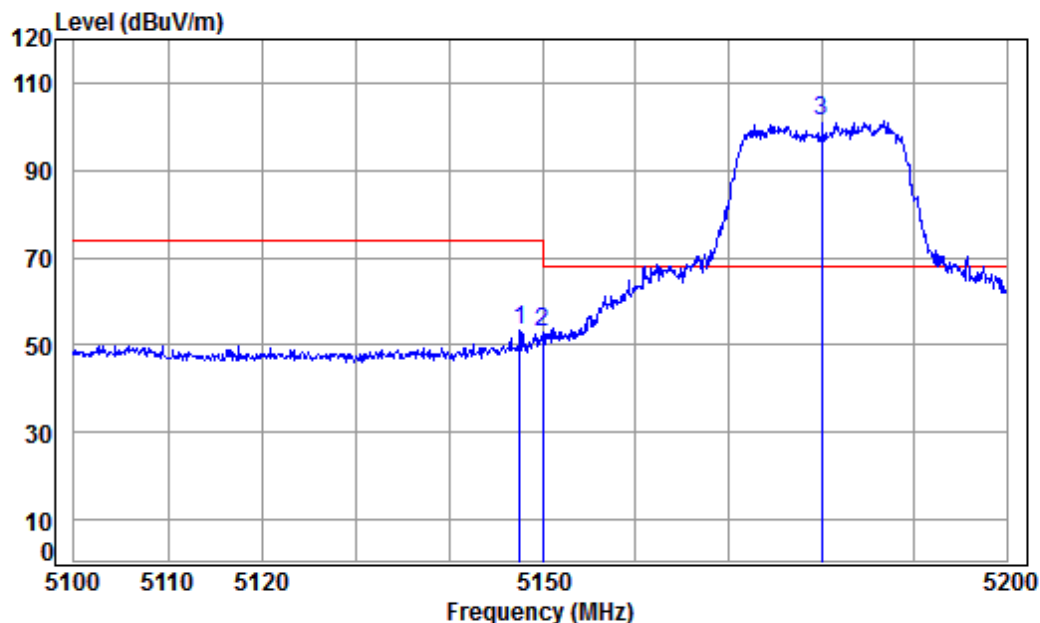


Condition: 3m VERTICAL
Job No : 02324CR
Mode : 5230 Band edge
Note : 5G WiFi 11N 40

| | | Cable | Ant | Preamp | Read | Limit | Over | |
|---|-------------|-------|--------|--------|-------|--------|--------|----------------|
| | Freq | Loss | Factor | Factor | Level | Level | Line | Limit Remark |
| | MHz | dB | dB/m | dB | dBuV | dBuV/m | dBuV/m | dB |
| 1 | 5230.000 | 8.45 | 34.39 | 42.28 | 93.30 | 93.86 | ----- | ----- Average |
| 2 | pp 5350.020 | 8.63 | 34.48 | 42.17 | 40.52 | 41.46 | 54.00 | -12.54 Average |
| 3 | 5358.376 | 8.64 | 34.49 | 42.16 | 40.42 | 41.39 | 54.00 | -12.61 Average |



Mode:g; Polarization:Horizontal; Modulation:802.11ac; bandwidth:20MHz; Channel:Low



Condition: 3m HORIZONTAL

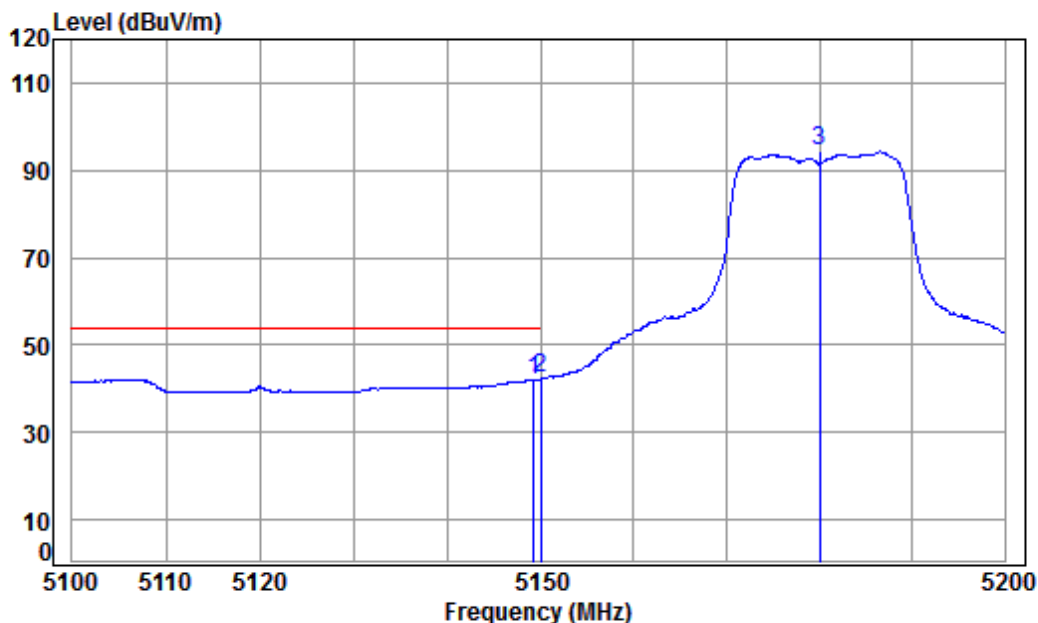
Job No : 02324CR

Mode : 5180 Band edge

Note : 5G WiFi 11AC 20

| | | Cable | Ant | Preamp | Read | Limit | Over | |
|------|----------|-------|--------|--------|--------|--------|--------|--------------|
| | Freq | Loss | Factor | Factor | Level | Level | Line | Limit Remark |
| | MHz | dB | dB/m | dB | dBuV | dBuV/m | dBuV/m | dB |
| 1 | 5147.558 | 8.32 | 34.32 | 42.36 | 52.94 | 53.22 | 74.00 | -20.78 peak |
| 2 | 5149.980 | 8.33 | 34.32 | 42.36 | 52.81 | 53.10 | 74.00 | -20.90 peak |
| 3 pp | 5180.000 | 8.37 | 34.35 | 42.33 | 100.99 | 101.38 | 68.20 | 33.18 peak |

Mode:g; Polarization:Horizontal; Modulation:802.11ac; bandwidth:20MHz; Channel:Low



Condition: 3m HORIZONTAL

Job No : 02324CR

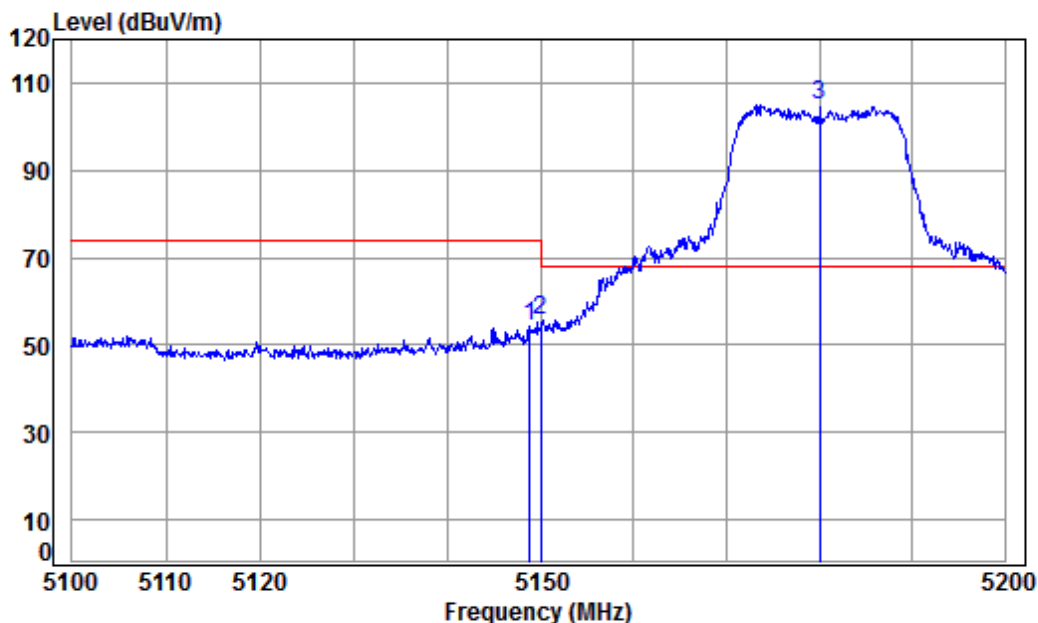
Mode : 5180 Band edge

Note : 5G WiFi 11AC 20

| | | Cable | Ant | Preamp | Read | Limit | Over | |
|------|----------|-------|--------|--------|-------|--------|--------|----------------|
| | Freq | Loss | Factor | Factor | Level | Level | Line | Limit Remark |
| | MHz | dB | dB/m | dB | dBuV | dBuV/m | dBuV/m | dB |
| 1 | 5149.257 | 8.32 | 34.32 | 42.36 | 41.87 | 42.15 | 54.00 | -11.85 Average |
| 2 pp | 5149.980 | 8.33 | 34.32 | 42.36 | 42.09 | 42.38 | 54.00 | -11.62 Average |
| 3 | 5180.000 | 8.37 | 34.35 | 42.33 | 93.87 | 94.26 | ----- | ----- Average |



Mode:g; Polarization:Vertical; Modulation:802.11ac; bandwidth:20MHz; Channel:Low



Condition: 3m VERTICAL

Job No : 02324CR

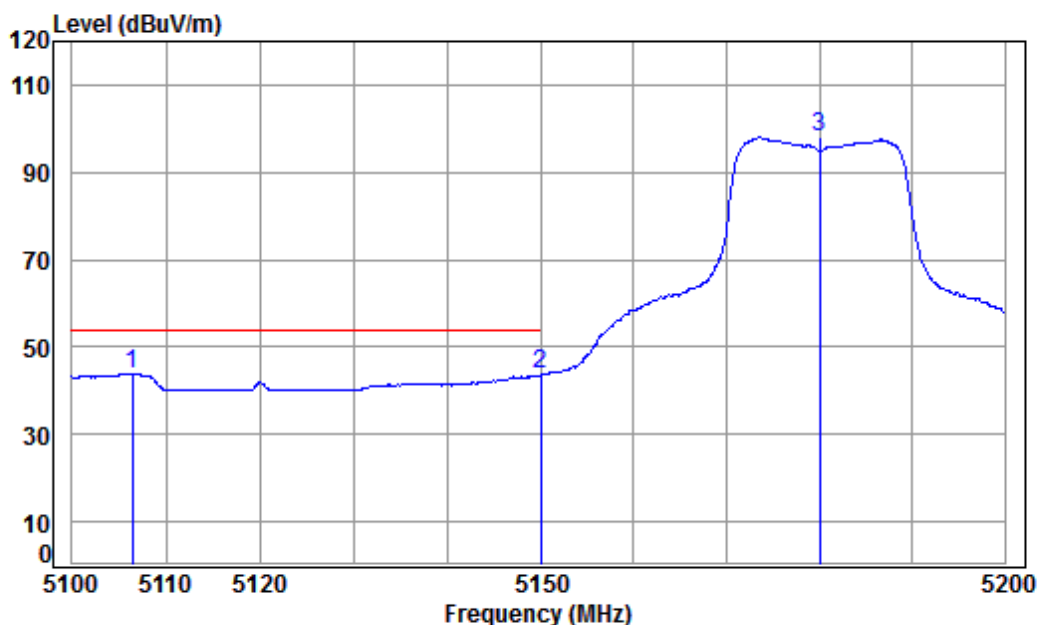
Mode : 5180 Band edge

Note : 5G WiFi 11AC 20

| | | Cable | Ant | Preamp | Read | Limit | Over | |
|------|----------|-------|--------|--------|--------|--------|--------|--------------|
| | Freq | Loss | Factor | Factor | Level | Level | Line | Limit Remark |
| | MHz | dB | dB/m | dB | dBuV | dBuV/m | dBuV/m | dB |
| 1 | 5148.857 | 8.32 | 34.32 | 42.36 | 54.09 | 54.37 | 74.00 | -19.63 Peak |
| 2 | 5149.980 | 8.33 | 34.32 | 42.36 | 55.28 | 55.57 | 74.00 | -18.43 Peak |
| 3 pp | 5180.000 | 8.37 | 34.35 | 42.33 | 104.47 | 104.86 | 68.20 | 36.66 Peak |



Mode:g; Polarization:Vertical; Modulation:802.11ac; bandwidth:20MHz; Channel:Low

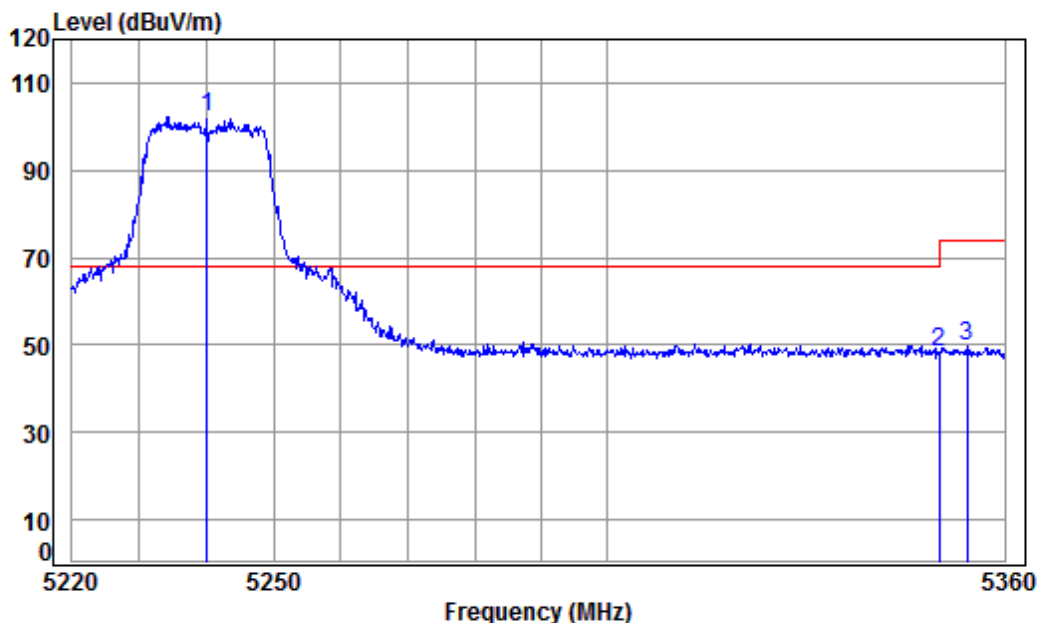


Condition: 3m VERTICAL
Job No : 02324CR
Mode : 5180 Band edge
Note : 5G WiFi 11AC 20

| | | Cable | Ant | Preamp | Read | Limit | Over | |
|---|-------------|-------|--------|--------|-------|--------|--------|----------------|
| | Freq | Loss | Factor | Factor | Level | Level | Line | Limit Remark |
| | MHz | dB | dB/m | dB | dBuV | dBuV/m | dBuV/m | dB |
| 1 | pp 5106.441 | 8.26 | 34.29 | 42.40 | 43.73 | 43.88 | 54.00 | -10.12 Average |
| 2 | 5149.980 | 8.33 | 34.32 | 42.36 | 43.32 | 43.61 | 54.00 | -10.39 Average |
| 3 | 5180.000 | 8.37 | 34.35 | 42.33 | 97.57 | 97.96 | ----- | ----- Average |



Mode:g; Polarization:Horizontal; Modulation:802.11ac; bandwidth:20MHz; Channel:High

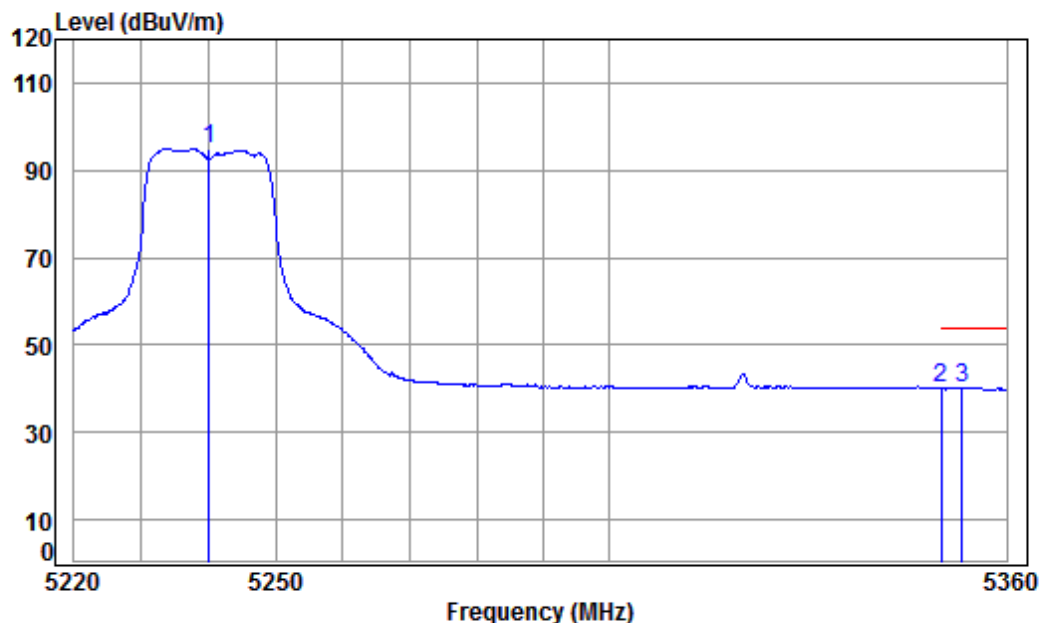


Condition: 3m HORIZONTAL
Job No : 02324CR
Mode : 5240 Band edge
Note : 5G WiFi 11AC 20

| | | Cable | Ant | Preamp | Read | Limit | Over | |
|---|-------------|-------|--------|--------|--------|--------|--------|--------------|
| | Freq | Loss | Factor | Factor | Level | Level | Line | Limit Remark |
| | MHz | dB | dB/m | dB | dBuV | dBuV/m | dBuV/m | dB |
| 1 | pp 5240.000 | 8.46 | 34.40 | 42.27 | 101.70 | 102.29 | 68.20 | 34.09 peak |
| 2 | 5350.020 | 8.63 | 34.48 | 42.17 | 47.54 | 48.48 | 74.00 | -25.52 peak |
| 3 | 5354.329 | 8.64 | 34.49 | 42.16 | 48.54 | 49.51 | 74.00 | -24.49 peak |



Mode:g; Polarization:Horizontal; Modulation:802.11ac; bandwidth:20MHz; Channel:High



Condition: 3m HORIZONTAL

Job No : 02324CR

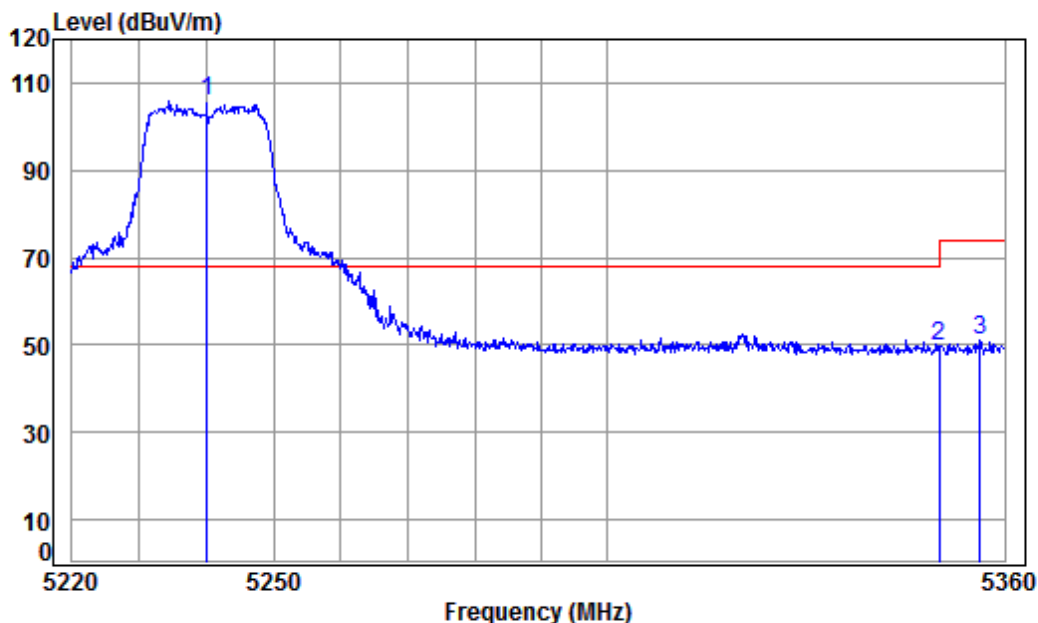
Mode : 5240 Band edge

Note : 5G WiFi 11AC 20

| | | Cable | Ant | Preamp | Read | Limit | Over | |
|------|----------|-------|--------|--------|-------|--------|--------|----------------|
| | Freq | Loss | Factor | Factor | Level | Level | Line | Limit Remark |
| | MHz | dB | dB/m | dB | dBuV | dBuV/m | dBuV/m | dB |
| 1 | 5240.000 | 8.46 | 34.40 | 42.27 | 94.31 | 94.90 | ----- | ----- Average |
| 2 | 5350.020 | 8.63 | 34.48 | 42.17 | 39.20 | 40.14 | 54.00 | -13.86 Average |
| 3 pp | 5353.195 | 8.63 | 34.49 | 42.17 | 39.26 | 40.21 | 54.00 | -13.79 Average |



Mode:g; Polarization:Vertical; Modulation:802.11ac; bandwidth:20MHz; Channel:High

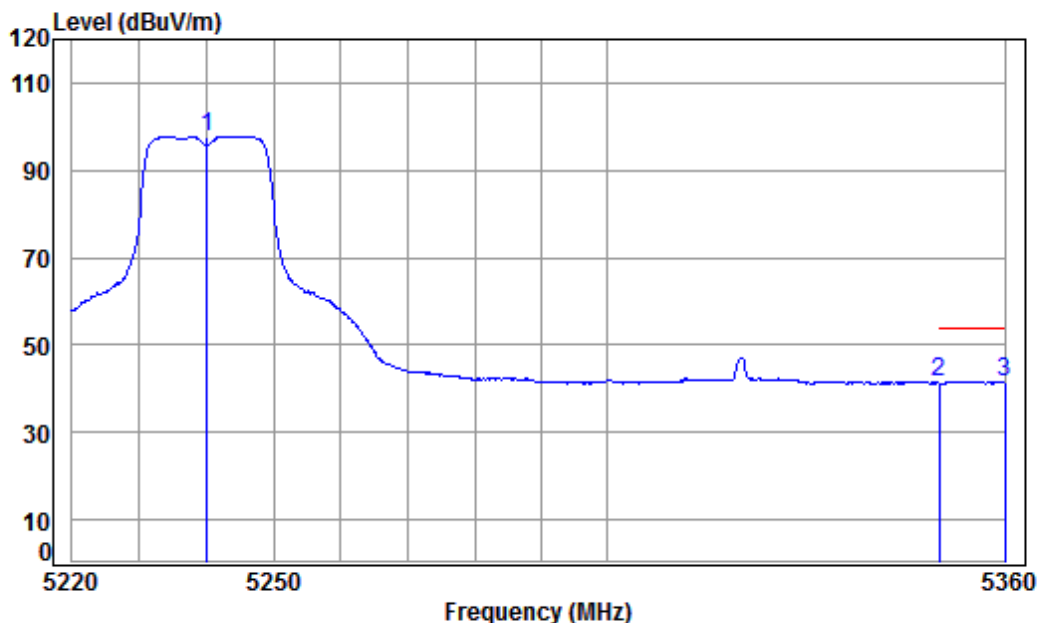


Condition: 3m VERTICAL
Job No : 02324CR
Mode : 5240 Band edge
Note : 5G WiFi 11AC 20

| | | Cable | Ant | Preamp | Read | Limit | Over | |
|---|-------------|-------|--------|--------|--------|--------|--------|--------------|
| | Freq | Loss | Factor | Factor | Level | Level | Line | Limit Remark |
| | MHz | dB | dB/m | dB | dBuV | dBuV/m | dBuV/m | dB |
| 1 | pp 5240.000 | 8.46 | 34.40 | 42.27 | 105.14 | 105.73 | 68.20 | 37.53 Peak |
| 2 | 5350.020 | 8.63 | 34.48 | 42.17 | 48.81 | 49.75 | 74.00 | -24.25 Peak |
| 3 | 5356.313 | 8.64 | 34.49 | 42.16 | 49.94 | 50.91 | 74.00 | -23.09 Peak |



Mode:g; Polarization:Vertical; Modulation:802.11ac; bandwidth:20MHz; Channel:High

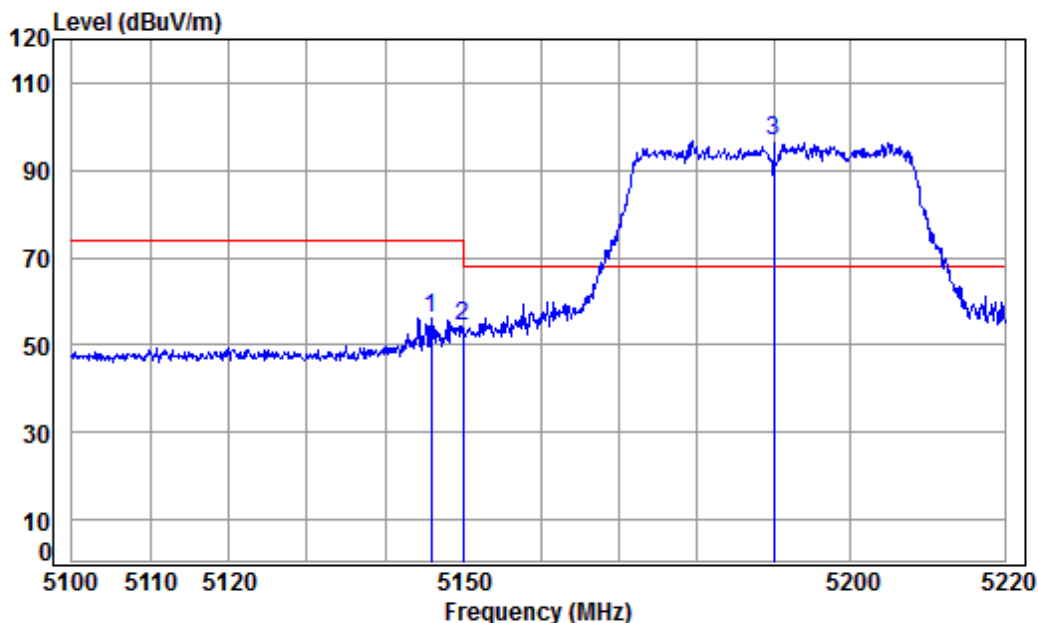


Condition: 3m VERTICAL
Job No : 02324CR
Mode : 5240 Band edge
Note : 5G WiFi 11AC 20

| | | Cable | Ant | Preamp | Read | Limit | Over | |
|---|-------------|-------|--------|--------|-------|--------|--------|----------------|
| | Freq | Loss | Factor | Factor | Level | Level | Line | Limit Remark |
| | MHz | dB | dB/m | dB | dBuV | dBuV/m | dBuV/m | dB |
| 1 | 5240.000 | 8.46 | 34.40 | 42.27 | 97.26 | 97.85 | ----- | ----- Average |
| 2 | 5350.020 | 8.63 | 34.48 | 42.17 | 40.36 | 41.30 | 54.00 | -12.70 Average |
| 3 | pp 5360.000 | 8.64 | 34.49 | 42.16 | 40.63 | 41.60 | 54.00 | -12.40 Average |



Mode:g; Polarization:Horizontal; Modulation:802.11ac; bandwidth:40MHz; Channel:Low



Condition: 3m HORIZONTAL

Job No : 02324CR

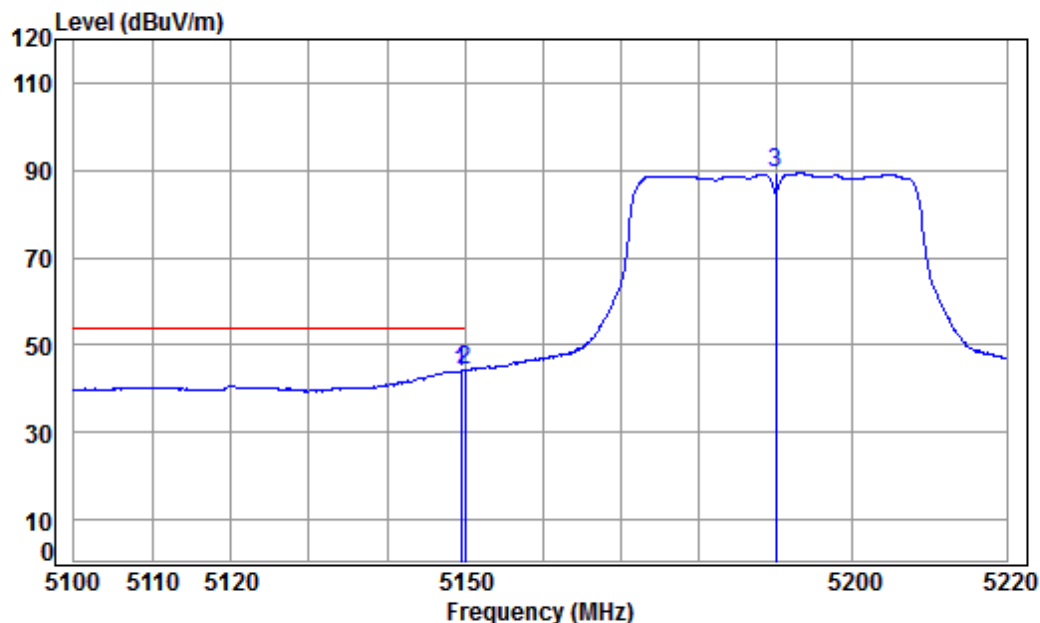
Mode : 5190 Band edge

Note : 5G WiFi 11AC 40

| | | Cable | Ant | Preamp | Read | Limit | Over | |
|------|----------|-------|--------|--------|-------|--------|--------|--------------|
| | Freq | Loss | Factor | Factor | Level | Level | Line | Limit Remark |
| | MHz | dB | dB/m | dB | dBuV | dBuV/m | dBuV/m | dB |
| 1 | 5145.870 | 8.32 | 34.32 | 42.36 | 55.71 | 55.99 | 74.00 | -18.01 peak |
| 2 | 5149.980 | 8.33 | 34.32 | 42.36 | 54.01 | 54.30 | 74.00 | -19.70 peak |
| 3 pp | 5190.000 | 8.39 | 34.36 | 42.32 | 96.16 | 96.59 | 68.20 | 28.39 peak |



Mode:g; Polarization:Horizontal; Modulation:802.11ac; bandwidth:40MHz; Channel:Low



Condition: 3m HORIZONTAL

Job No : 02324CR

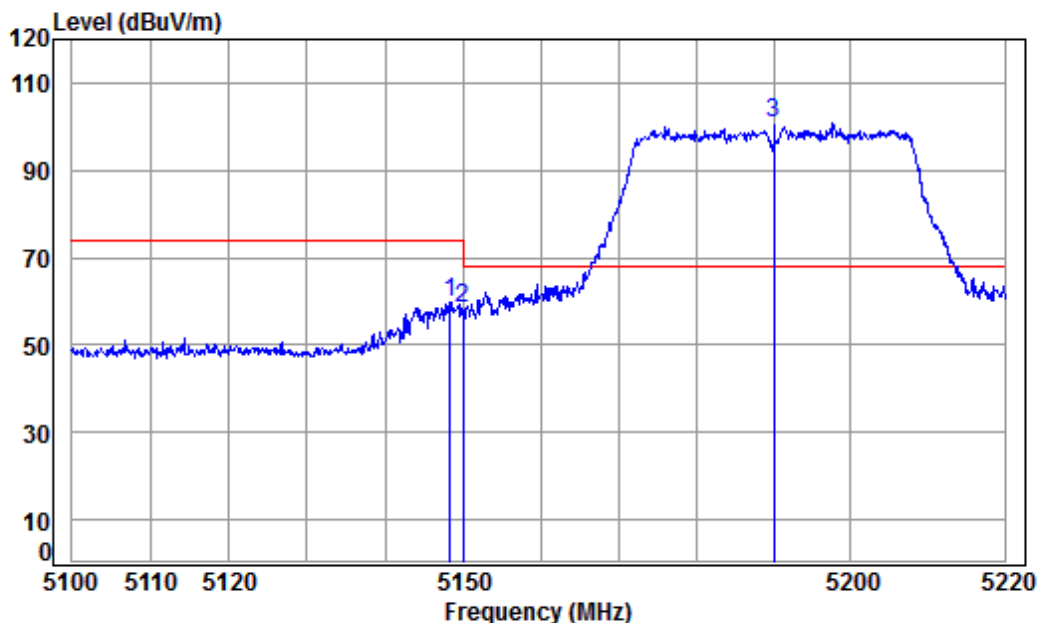
Mode : 5190 Band edge

Note : 5G WiFi 11AC 40

| | | Cable | Ant | Preamp | Read | Limit | Over | |
|---|-------------|-------|--------|--------|-------|--------|--------|---------------|
| | Freq | Loss | Factor | Factor | Level | Level | Line | Limit Remark |
| | MHz | dB | dB/m | dB | dBuV | dBuV/m | dBuV/m | dB |
| 1 | 5149.461 | 8.32 | 34.32 | 42.36 | 43.74 | 44.02 | 54.00 | -9.98 Average |
| 2 | pp 5149.980 | 8.33 | 34.32 | 42.36 | 44.14 | 44.43 | 54.00 | -9.57 Average |
| 3 | 5190.000 | 8.39 | 34.36 | 42.32 | 88.93 | 89.36 | ----- | ----- Average |



Mode:g; Polarization:Vertical; Modulation:802.11ac; bandwidth:40MHz; Channel:Low

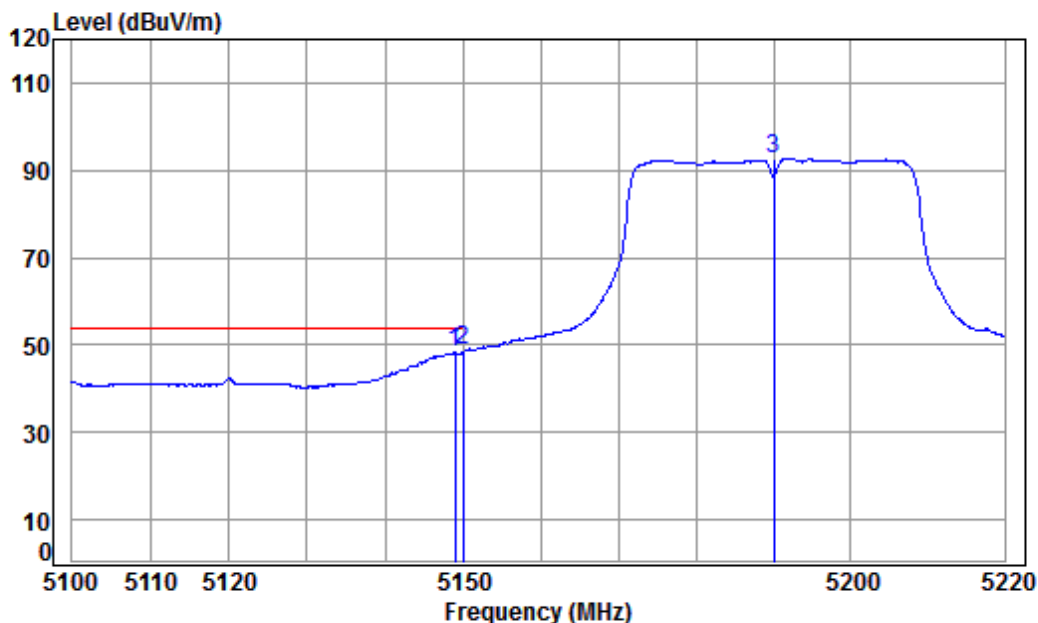


Condition: 3m VERTICAL
Job No : 02324CR
Mode : 5190 Band edge
Note : 5G WiFi 11AC 40

| | | Cable | Ant | Preamp | Read | Limit | Over | |
|------|----------|-------|--------|--------|--------|--------|--------|--------------|
| | Freq | Loss | Factor | Factor | Level | Level | Line | Limit Remark |
| | MHz | dB | dB/m | dB | dBuV | dBuV/m | dBuV/m | dB |
| 1 | 5148.384 | 8.32 | 34.32 | 42.36 | 59.63 | 59.91 | 74.00 | -14.09 Peak |
| 2 | 5149.980 | 8.33 | 34.32 | 42.36 | 58.08 | 58.37 | 74.00 | -15.63 Peak |
| 3 pp | 5190.000 | 8.39 | 34.36 | 42.32 | 100.32 | 100.75 | 68.20 | 32.55 Peak |



Mode:g; Polarization:Vertical; Modulation:802.11ac; bandwidth:40MHz; Channel:Low

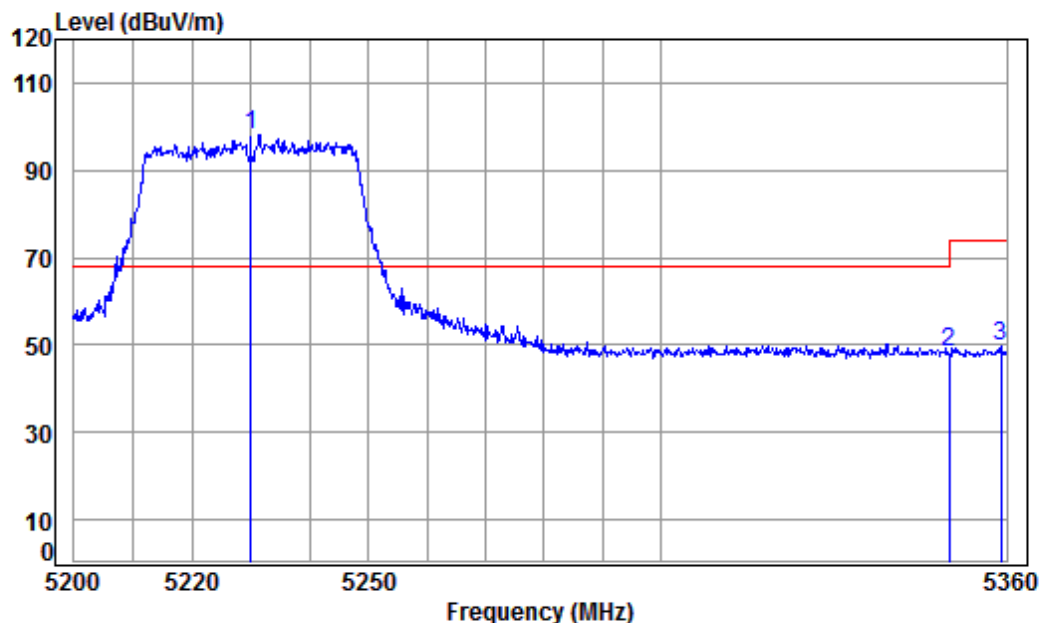


Condition: 3m VERTICAL
Job No : 02324CR
Mode : 5190 Band edge
Note : 5G WiFi 11AC 40

| | | Cable | Ant | Preamp | Read | Limit | Over | |
|---|-------------|-------|--------|--------|-------|--------|--------|---------------|
| | Freq | Loss | Factor | Factor | Level | Level | Line | Limit Remark |
| | MHz | dB | dB/m | dB | dBuV | dBuV/m | dBuV/m | dB |
| 1 | 5148.982 | 8.32 | 34.32 | 42.36 | 47.94 | 48.22 | 54.00 | -5.78 Average |
| 2 | pp 5149.980 | 8.33 | 34.32 | 42.36 | 48.49 | 48.78 | 54.00 | -5.22 Average |
| 3 | 5190.000 | 8.39 | 34.36 | 42.32 | 92.24 | 92.67 | ----- | ----- Average |



Mode:g; Polarization:Horizontal; Modulation:802.11ac; bandwidth:40MHz; Channel:High



Condition: 3m HORIZONTAL

Job No : 02324CR

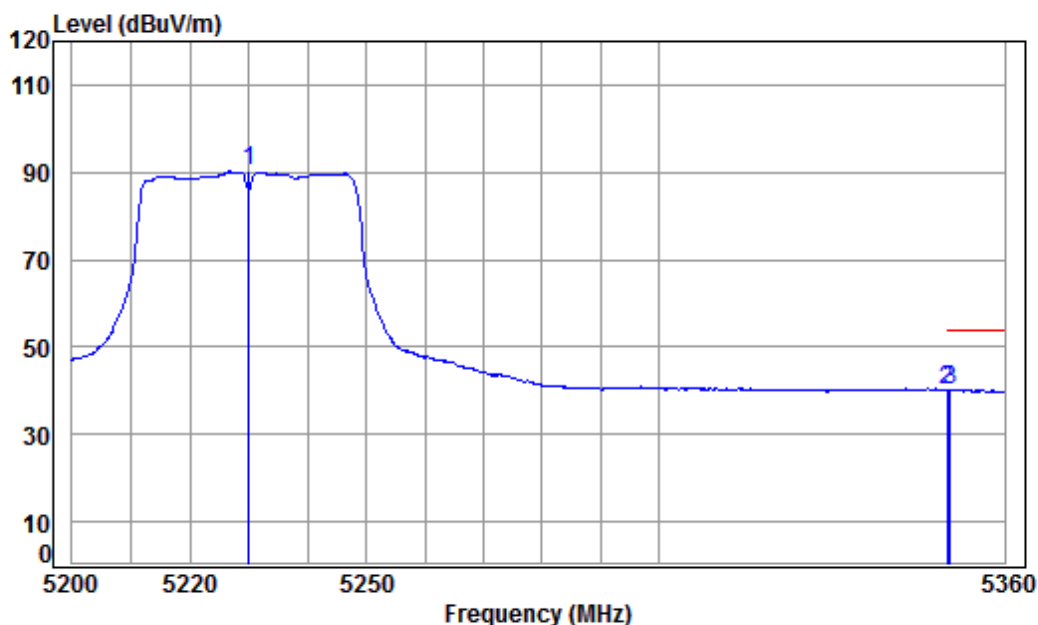
Mode : 5230 Band edge

Note : 5G WiFi 11AC 40

| | | Cable | Ant | Preamp | Read | Limit | Over | |
|---|-------------|-------|--------|--------|-------|--------|--------|--------------|
| | Freq | Loss | Factor | Factor | Level | Level | Line | Limit Remark |
| | MHz | dB | dB/m | dB | dBuV | dBuV/m | dBuV/m | dB |
| 1 | pp 5230.000 | 8.45 | 34.39 | 42.28 | 97.43 | 97.99 | 68.20 | 29.79 peak |
| 2 | 5350.020 | 8.63 | 34.48 | 42.17 | 47.51 | 48.45 | 74.00 | -25.55 peak |
| 3 | 5359.025 | 8.64 | 34.49 | 42.16 | 48.69 | 49.66 | 74.00 | -24.34 peak |



Mode:g; Polarization:Horizontal; Modulation:802.11ac; bandwidth:40MHz; Channel:High

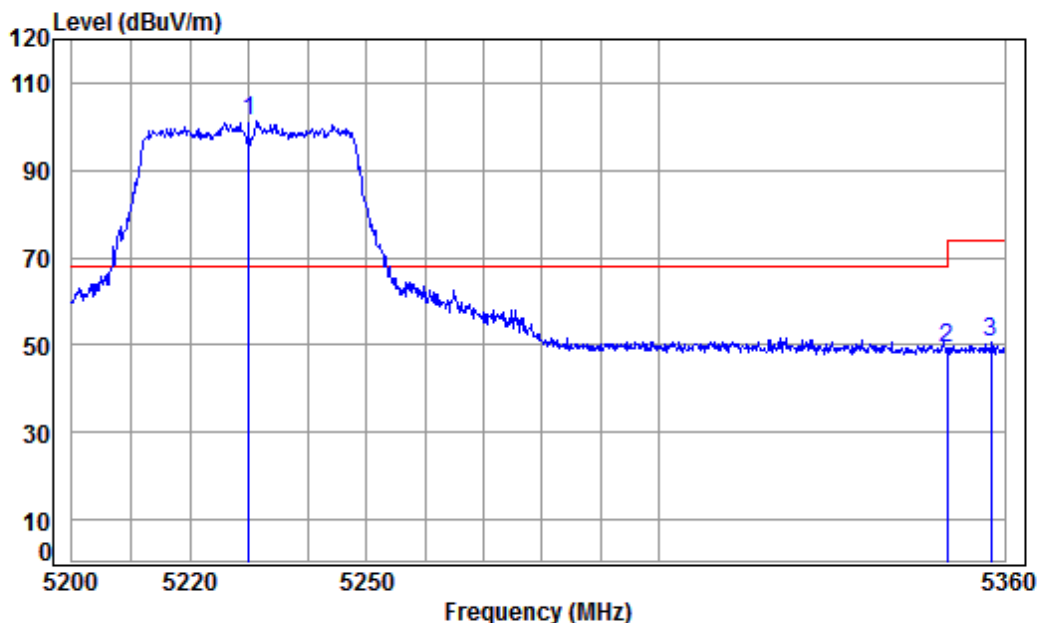


Condition: 3m HORIZONTAL
Job No : 02324CR
Mode : 5230 Band edge
Note : 5G WiFi 11AC 40

| | | Cable | Ant | Preamp | Read | Limit | Over | |
|---|-------------|-------|--------|--------|-------|--------|--------|----------------|
| | Freq | Loss | Factor | Factor | Level | Level | Line | Limit Remark |
| | MHz | dB | dB/m | dB | dBuV | dBuV/m | dBuV/m | dB |
| 1 | 5230.000 | 8.45 | 34.39 | 42.28 | 89.59 | 90.15 | ----- | ----- Average |
| 2 | 5350.020 | 8.63 | 34.48 | 42.17 | 39.23 | 40.17 | 54.00 | -13.83 Average |
| 3 | pp 5350.587 | 8.63 | 34.48 | 42.17 | 39.28 | 40.22 | 54.00 | -13.78 Average |



Mode:g; Polarization:Vertical; Modulation:802.11ac; bandwidth:40MHz; Channel:High



Condition: 3m VERTICAL

Job No : 02324CR

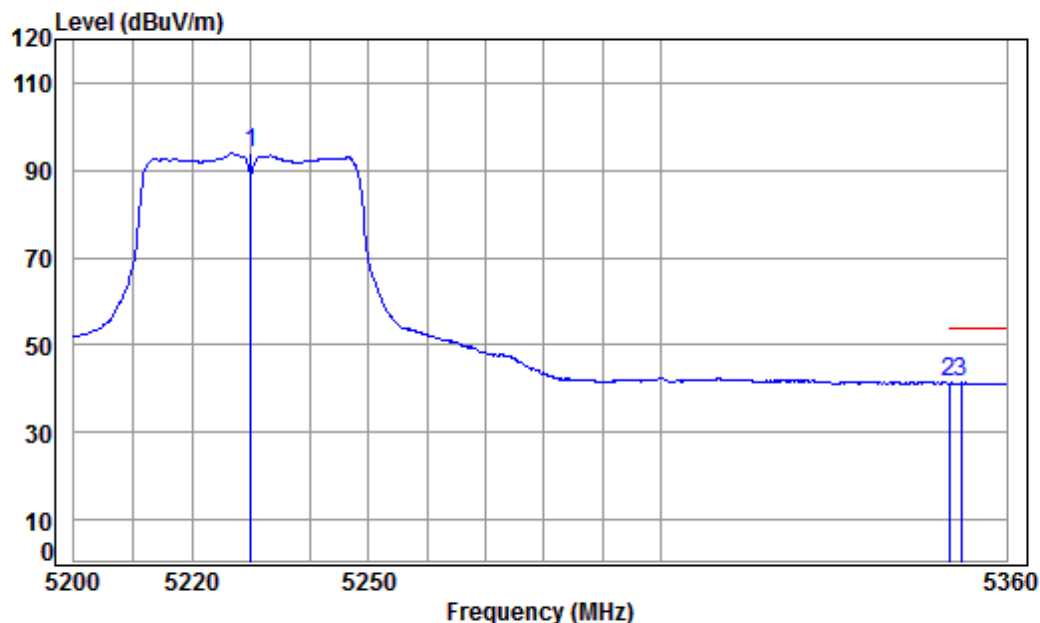
Mode : 5230 Band edge

Note : 5G WiFi 11AC 40

| | | Cable | Ant | Preamp | Read | Limit | Over | |
|---|-------------|-------|--------|--------|--------|--------|--------|--------------|
| | Freq | Loss | Factor | Factor | Level | Level | Line | Limit Remark |
| | MHz | dB | dB/m | dB | dBuV | dBuV/m | dBuV/m | dB |
| 1 | pp 5230.000 | 8.45 | 34.39 | 42.28 | 100.51 | 101.07 | 68.20 | 32.87 Peak |
| 2 | 5350.020 | 8.63 | 34.48 | 42.17 | 48.37 | 49.31 | 74.00 | -24.69 Peak |
| 3 | 5357.564 | 8.64 | 34.49 | 42.16 | 49.58 | 50.55 | 74.00 | -23.45 Peak |



Mode:g; Polarization:Vertical; Modulation:802.11ac; bandwidth:40MHz; Channel:High



Condition: 3m VERTICAL

Job No : 02324CR

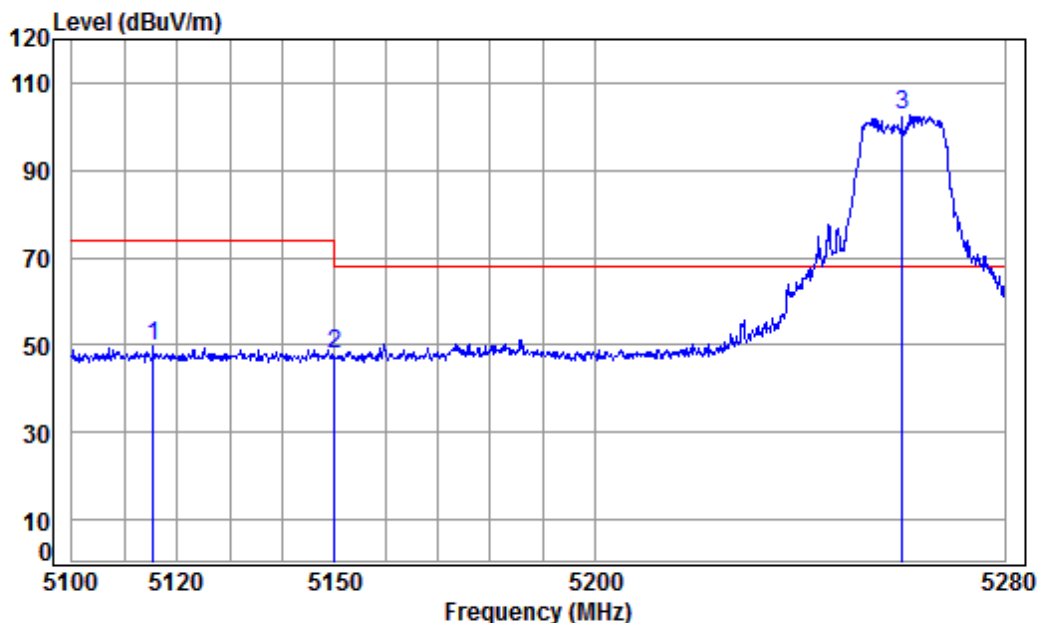
Mode : 5230 Band edge

Note : 5G WiFi 11AC 40

| | | Cable | Ant | Preamp | Read | Limit | Over | |
|---|-------------|-------|--------|--------|-------|--------|--------|----------------|
| | Freq | Loss | Factor | Factor | Level | Level | Line | Limit Remark |
| | MHz | dB | dB/m | dB | dBuV | dBuV/m | dBuV/m | dB |
| 1 | 5230.000 | 8.45 | 34.39 | 42.28 | 93.37 | 93.93 | ----- | ----- Average |
| 2 | pp 5350.020 | 8.63 | 34.48 | 42.17 | 40.38 | 41.32 | 54.00 | -12.68 Average |
| 3 | 5352.046 | 8.63 | 34.49 | 42.17 | 40.37 | 41.32 | 54.00 | -12.68 Average |



Mode:h; Polarization:Horizontal; Modulation:802.11a; bandwidth:20MHz; Channel:Low



Condition: 3m HORIZONTAL

Job No : 02324CR

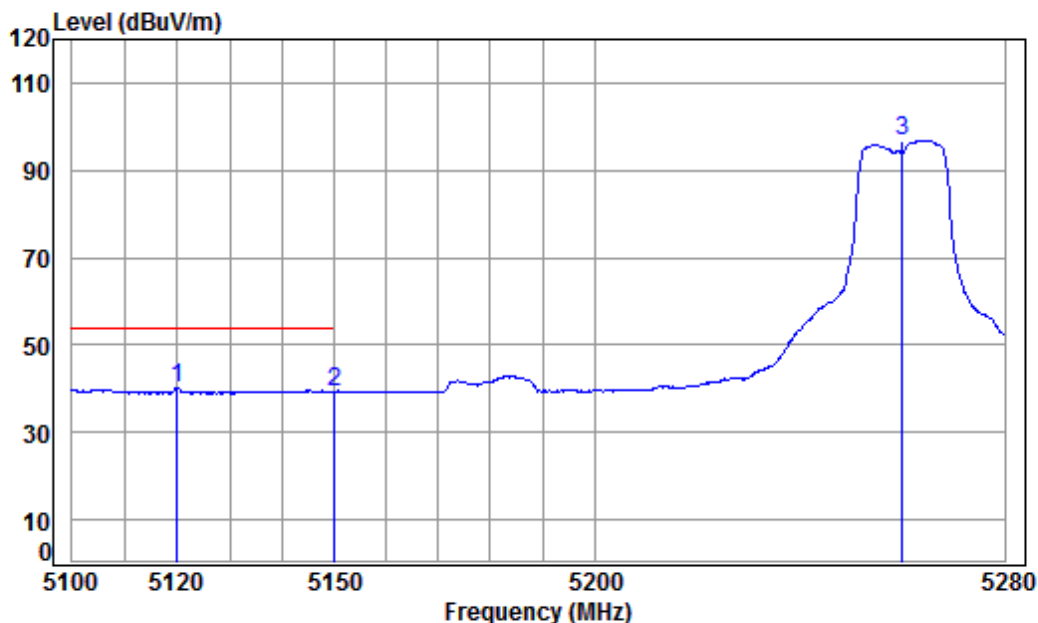
Mode : 5260 Band edge

Note : 5G WiFi 11A 20

| | | Cable | Ant | Preamp | Read | Limit | Over | |
|------|----------|-------|--------|--------|--------|--------|--------|--------------|
| | Freq | Loss | Factor | Factor | Level | Level | Line | Limit Remark |
| | MHz | dB | dB/m | dB | dBuV | dBuV/m | dBuV/m | dB |
| 1 | 5115.413 | 8.27 | 34.30 | 42.39 | 49.44 | 49.62 | 74.00 | -24.38 peak |
| 2 | 5149.980 | 8.33 | 34.32 | 42.36 | 47.49 | 47.78 | 74.00 | -26.22 peak |
| 3 pp | 5260.000 | 8.49 | 34.41 | 42.25 | 101.87 | 102.52 | 68.20 | 34.32 peak |



Mode:h; Polarization:Horizontal; Modulation:802.11a; bandwidth:20MHz; Channel:Low

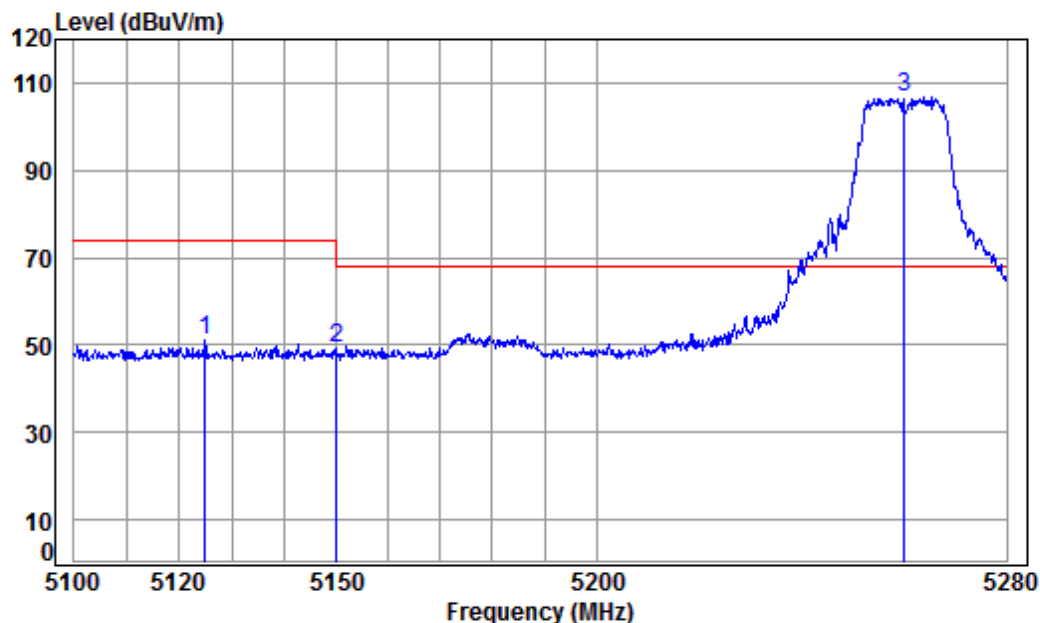


Condition: 3m HORIZONTAL
Job No : 02324CR
Mode : 5260 Band edge
Note : 5G WiFi 11A 20

| | | Cable | Ant | Preamp | Read | Limit | Over | |
|------|----------|-------|--------|--------|-------|--------|--------|----------------|
| | Freq | Loss | Factor | Factor | Level | Level | Line | Limit Remark |
| | MHz | dB | dB/m | dB | dBuV | dBuV/m | dBuV/m | dB |
| 1 pp | 5120.028 | 8.28 | 34.30 | 42.38 | 39.82 | 40.02 | 54.00 | -13.98 Average |
| 2 | 5149.980 | 8.33 | 34.32 | 42.36 | 39.08 | 39.37 | 54.00 | -14.63 Average |
| 3 | 5260.000 | 8.49 | 34.41 | 42.25 | 96.21 | 96.86 | ----- | ----- Average |



Mode:h; Polarization:Vertical; Modulation:802.11a; bandwidth:20MHz; Channel:Low



Condition: 3m VERTICAL

Job No : 02324CR

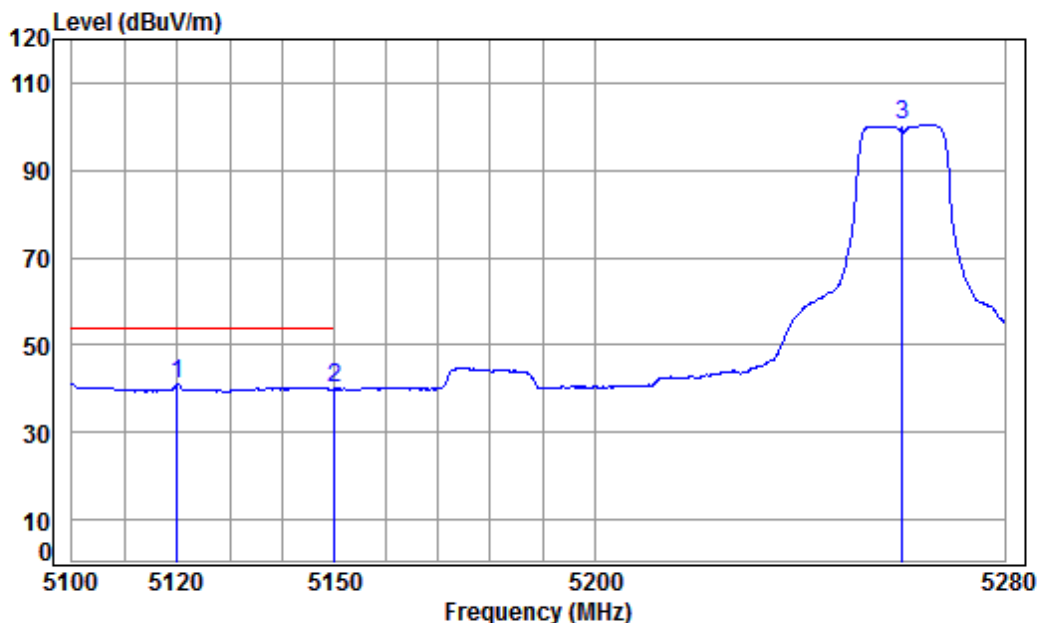
Mode : 5260 Band edge

Note : 5G WiFi 11A 20

| | | Cable | Ant | Preamp | Read | Limit | Over | |
|------|----------|-------|--------|--------|--------|--------|--------|--------------|
| | Freq | Loss | Factor | Factor | Level | Level | Line | Limit Remark |
| | MHz | dB | dB/m | dB | dBuV | dBuV/m | dBuV/m | dB |
| 1 | 5125.003 | 8.29 | 34.30 | 42.38 | 50.91 | 51.12 | 74.00 | -22.88 Peak |
| 2 | 5149.980 | 8.33 | 34.32 | 42.36 | 49.18 | 49.47 | 74.00 | -24.53 Peak |
| 3 pp | 5260.000 | 8.49 | 34.41 | 42.25 | 106.30 | 106.95 | 68.20 | 38.75 Peak |



Mode:h; Polarization:Vertical; Modulation:802.11a; bandwidth:20MHz; Channel:Low



Condition: 3m VERTICAL

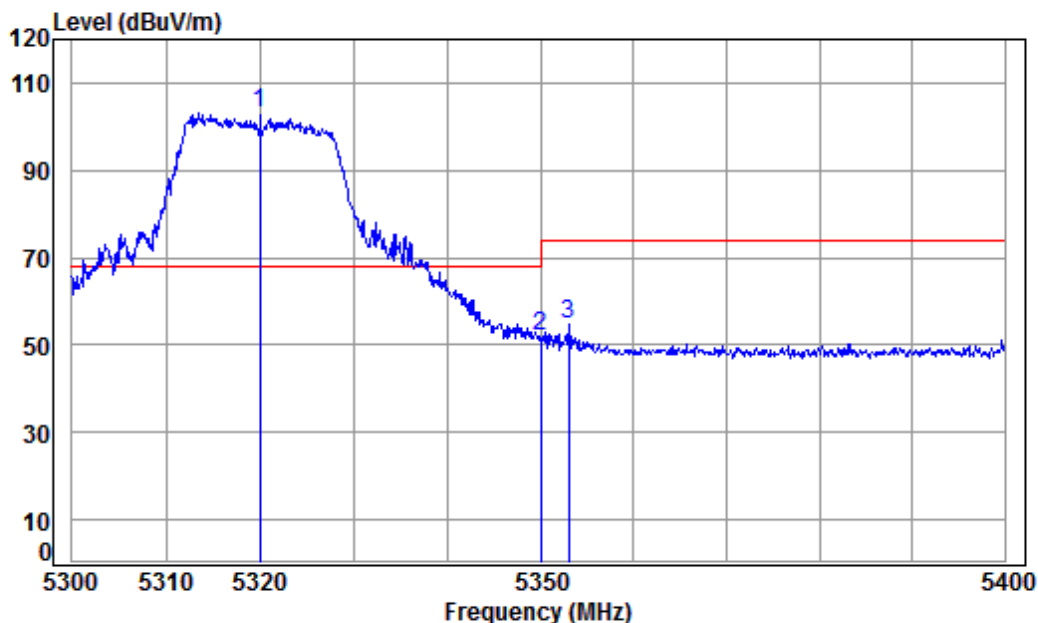
Job No : 02324CR

Mode : 5260 Band edge

Note : 5G WiFi 11A 20

| | | Cable | Ant | Preamp | Read | | Limit | Over | |
|---|-------------|-------|--------|--------|-------|--------|--------|--------|---------|
| | Freq | Loss | Factor | Factor | Level | Level | Line | Limit | Remark |
| | MHz | dB | dB/m | dB | dBuV | dBuV/m | dBuV/m | dB | |
| 1 | pp 5120.028 | 8.28 | 34.30 | 42.38 | 41.07 | 41.27 | 54.00 | -12.73 | Average |
| 2 | 5149.980 | 8.33 | 34.32 | 42.36 | 39.71 | 40.00 | 54.00 | -14.00 | Average |
| 3 | 5260.000 | 8.49 | 34.41 | 42.25 | 99.91 | 100.56 | ----- | ----- | Average |

Mode:h; Polarization:Horizontal; Modulation:802.11a; bandwidth:20MHz; Channel:High



Condition: 3m HORIZONTAL

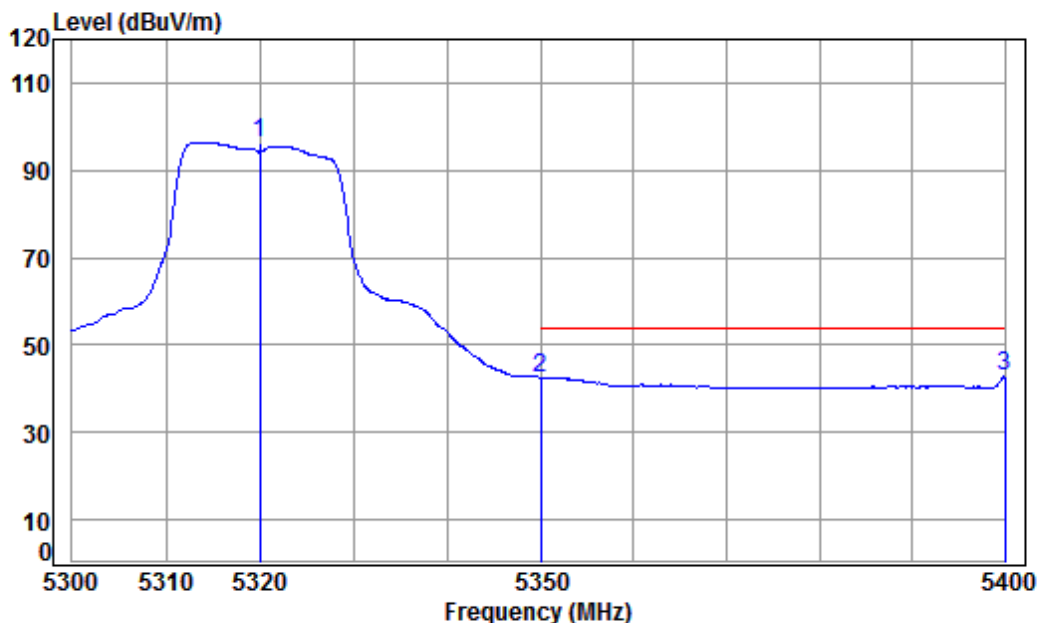
Job No : 02324CR

Mode : 5320 Band edge

Note : 5G WiFi 11A 20

| | | Cable | Ant | Preamp | Read | | Limit | Over | |
|------|----------|-------|--------|--------|--------|--------|--------|--------|--------|
| | Freq | Loss | Factor | Factor | Level | Level | Line | Limit | Remark |
| | MHz | dB | dB/m | dB | dBuV | dBuV/m | dBuV/m | dB | |
| 1 pp | 5320.000 | 8.58 | 34.46 | 42.20 | 102.11 | 102.95 | 68.20 | 34.75 | peak |
| 2 | 5350.020 | 8.63 | 34.48 | 42.17 | 51.06 | 52.00 | 74.00 | -22.00 | peak |
| 3 | 5353.067 | 8.63 | 34.49 | 42.17 | 53.61 | 54.56 | 74.00 | -19.44 | peak |

Mode:h; Polarization:Horizontal; Modulation:802.11a; bandwidth:20MHz; Channel:High



Condition: 3m HORIZONTAL

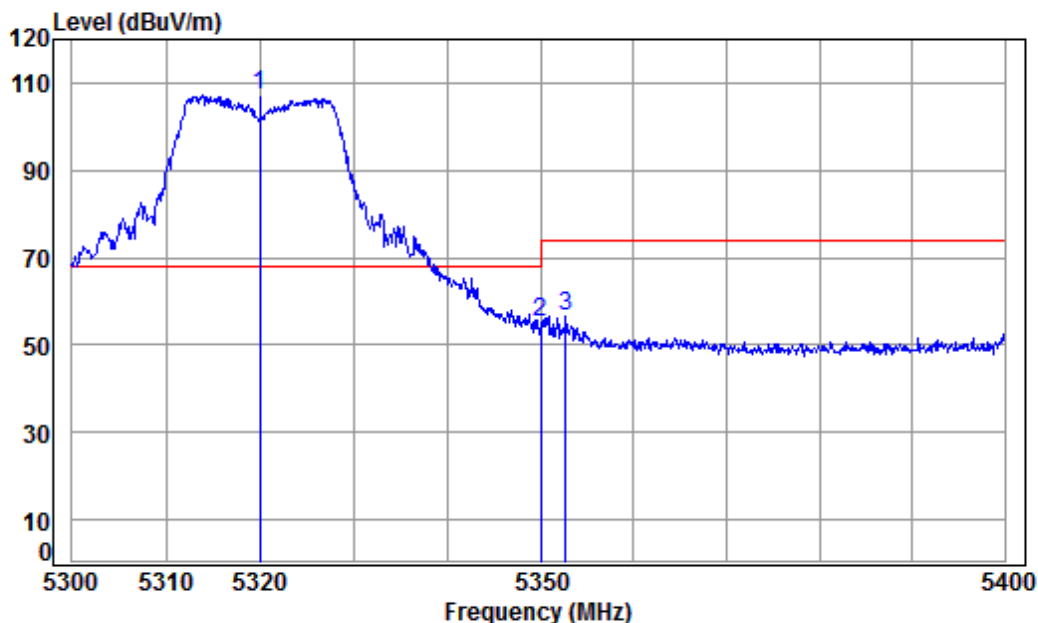
Job No : 02324CR

Mode : 5320 Band edge

Note : 5G WiFi 11A 20

| | | Cable | Ant | Preamp | Read | Limit | Over | |
|------|----------|-------|--------|--------|-------|--------|--------|----------------|
| | Freq | Loss | Factor | Factor | Level | Level | Line | Limit Remark |
| | MHz | dB | dB/m | dB | dBuV | dBuV/m | dBuV/m | dB |
| 1 | 5320.000 | 8.58 | 34.46 | 42.20 | 95.55 | 96.39 | ----- | ----- Average |
| 2 | 5350.020 | 8.63 | 34.48 | 42.17 | 41.66 | 42.60 | 54.00 | -11.40 Average |
| 3 pp | 5400.000 | 8.70 | 34.52 | 42.12 | 41.67 | 42.77 | 54.00 | -11.23 Average |

Mode:h; Polarization:Vertical; Modulation:802.11a; bandwidth:20MHz; Channel:High



Condition: 3m VERTICAL

Job No : 02324CR

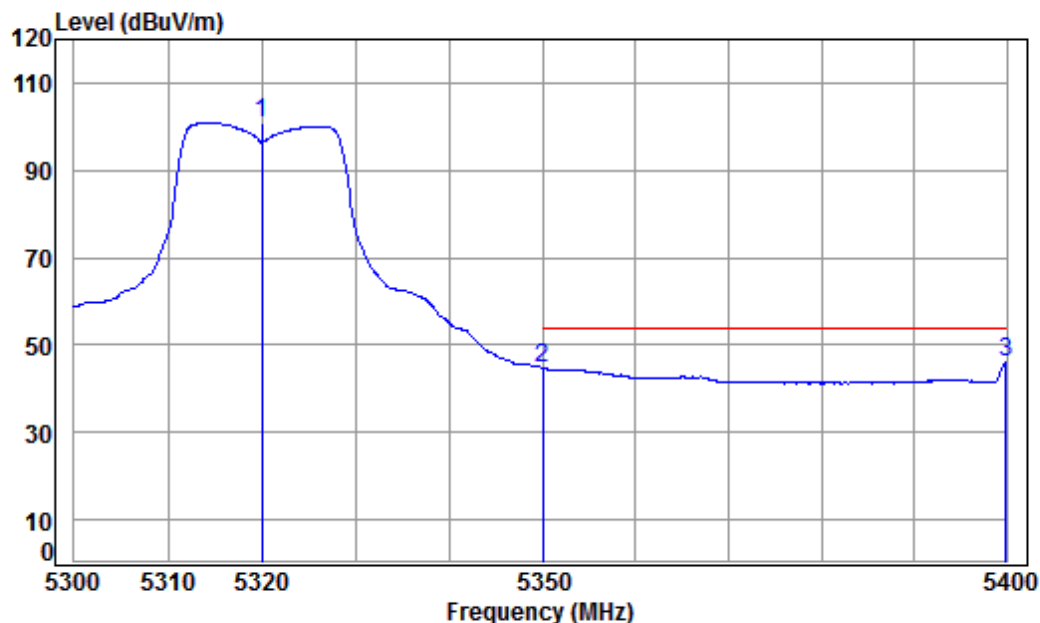
Mode : 5320 Band edge

Note : 5G WiFi 11A 20

| | | Cable | Ant | Preamp | Read | Limit | Over | |
|------|----------|-------|--------|--------|--------|--------|--------|--------------|
| | Freq | Loss | Factor | Factor | Level | Level | Line | Limit Remark |
| | MHz | dB | dB/m | dB | dBuV | dBuV/m | dBuV/m | dB |
| 1 pp | 5320.000 | 8.58 | 34.46 | 42.20 | 106.16 | 107.00 | 68.20 | 38.80 Peak |
| 2 | 5350.020 | 8.63 | 34.48 | 42.17 | 54.36 | 55.30 | 74.00 | -18.70 Peak |
| 3 | 5352.667 | 8.63 | 34.49 | 42.17 | 55.63 | 56.58 | 74.00 | -17.42 Peak |



Mode:h; Polarization:Vertical; Modulation:802.11a; bandwidth:20MHz; Channel:High



Condition: 3m VERTICAL

Job No : 02324CR

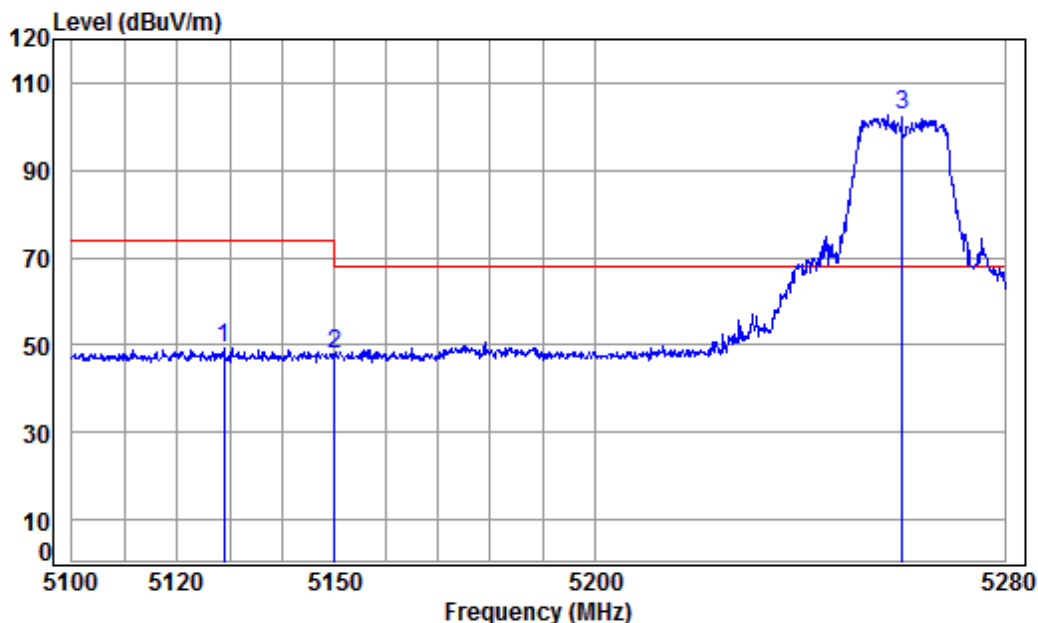
Mode : 5320 Band edge

Note : 5G WiFi 11A 20

| | | Cable | Ant | Preamp | Read | Limit | Over | |
|------|----------|-------|--------|--------|--------|--------|--------|---------------|
| | Freq | Loss | Factor | Factor | Level | Level | Line | Limit Remark |
| | MHz | dB | dB/m | dB | dBuV | dBuV/m | dBuV/m | dB |
| 1 | 5320.000 | 8.58 | 34.46 | 42.20 | 100.14 | 100.98 | ----- | ----- Average |
| 2 | 5350.020 | 8.63 | 34.48 | 42.17 | 43.88 | 44.82 | 54.00 | -9.18 Average |
| 3 pp | 5399.899 | 8.70 | 34.52 | 42.12 | 45.16 | 46.26 | 54.00 | -7.74 Average |



Mode:h; Polarization:Horizontal; Modulation:802.11n; bandwidth:20MHz; Channel:Low



Condition: 3m HORIZONTAL

Job No : 02324CR

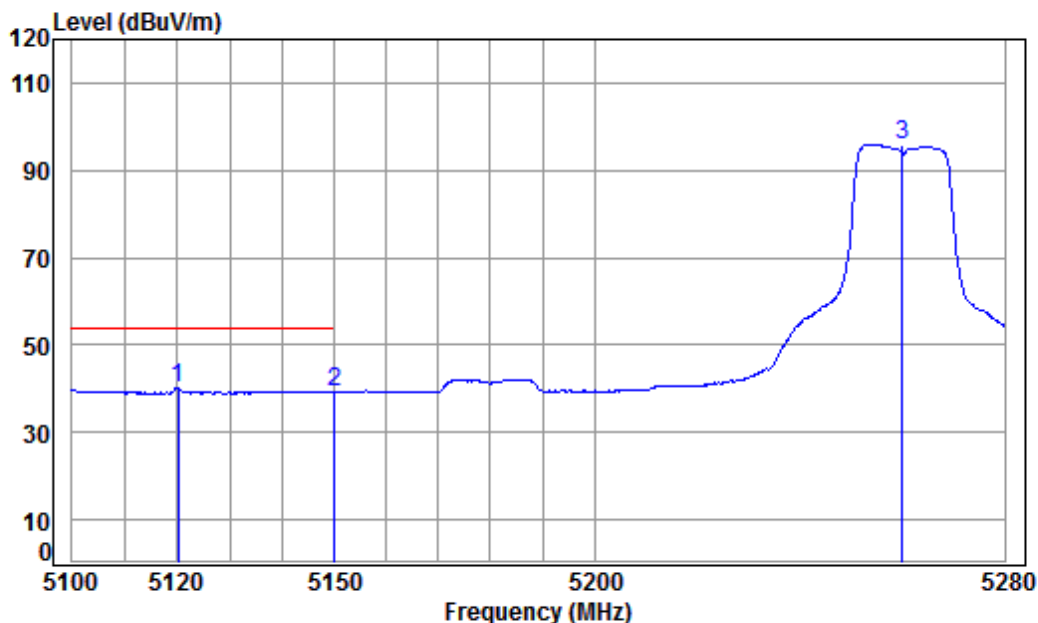
Mode : 5260 Band edge

Note : 5G WiFi 11N 20

| | | Cable | Ant | Preamp | Read | Limit | Over | |
|------|----------|-------|--------|--------|--------|--------|--------|--------------|
| | Freq | Loss | Factor | Factor | Level | Level | Line | Limit Remark |
| | MHz | dB | dB/m | dB | dBuV | dBuV/m | dBuV/m | dB |
| 1 | 5128.916 | 8.29 | 34.31 | 42.38 | 49.12 | 49.34 | 74.00 | -24.66 peak |
| 2 | 5149.980 | 8.33 | 34.32 | 42.36 | 47.48 | 47.77 | 74.00 | -26.23 peak |
| 3 pp | 5260.000 | 8.49 | 34.41 | 42.25 | 101.83 | 102.48 | 68.20 | 34.28 peak |



Mode:h; Polarization:Horizontal; Modulation:802.11n; bandwidth:20MHz; Channel:Low



Condition: 3m HORIZONTAL

Job No : 02324CR

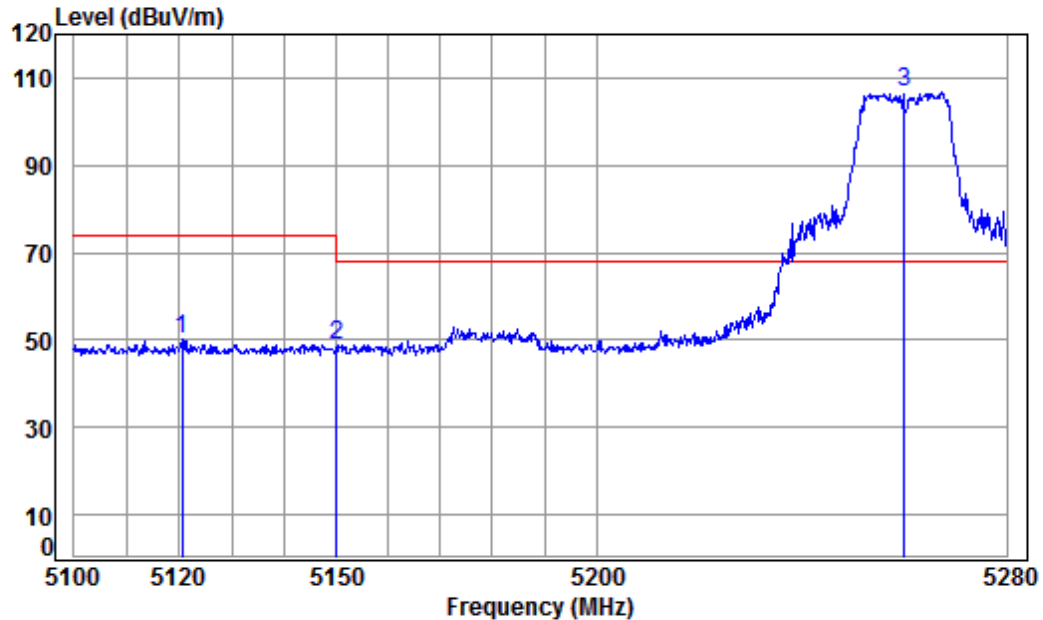
Mode : 5260 Band edge

Note : 5G WiFi 11N 20

| | | Cable | Ant | Preamp | Read | Limit | Over | |
|---|-------------|-------|--------|--------|-------|--------|--------|----------------|
| | Freq | Loss | Factor | Factor | Level | Level | Line | Limit Remark |
| | MHz | dB | dB/m | dB | dBuV | dBuV/m | dBuV/m | dB |
| 1 | pp 5120.206 | 8.28 | 34.30 | 42.38 | 39.83 | 40.03 | 54.00 | -13.97 Average |
| 2 | 5149.980 | 8.33 | 34.32 | 42.36 | 39.09 | 39.38 | 54.00 | -14.62 Average |
| 3 | 5260.000 | 8.49 | 34.41 | 42.25 | 95.24 | 95.89 | ----- | ----- Average |



Mode:h; Polarization:Vertical; Modulation:802.11n; bandwidth:20MHz; Channel:Low



Condition: 3m VERTICAL

Job No : 02324CR

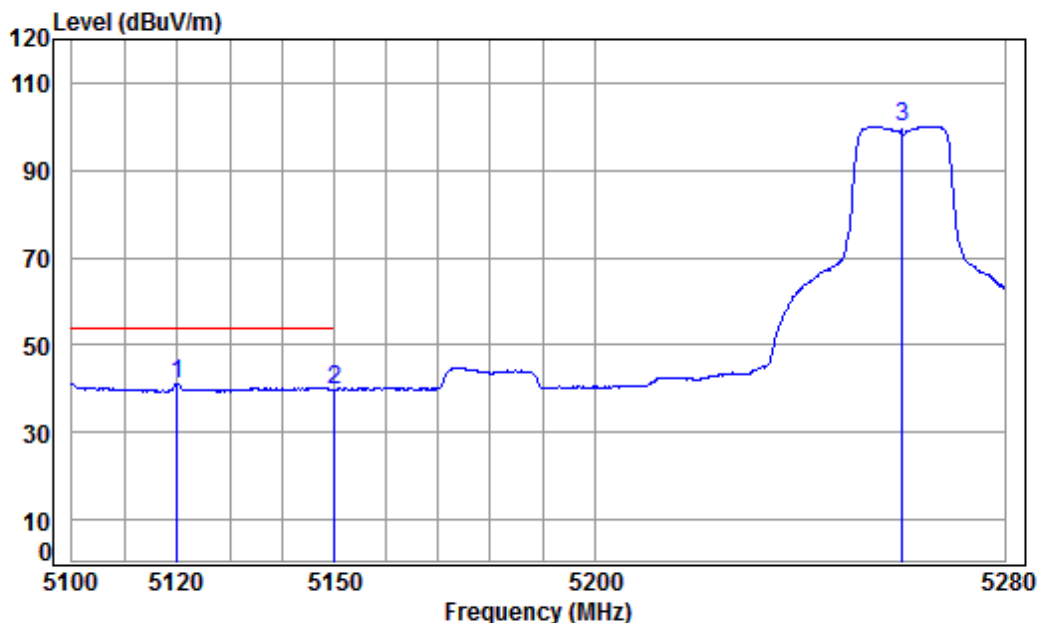
Mode : 5260 Band edge

Note : 5G WiFi 11N 20

| | | Cable | Ant | Preamp | Read | Limit | Over | |
|------|----------|-------|--------|--------|--------|--------|--------|--------------|
| | Freq | Loss | Factor | Factor | Level | Level | Line | Limit Remark |
| | MHz | dB | dB/m | dB | dBuV | dBuV/m | dBuV/m | dB |
| 1 | 5120.562 | 8.28 | 34.30 | 42.38 | 50.01 | 50.21 | 74.00 | -23.79 Peak |
| 2 | 5149.980 | 8.33 | 34.32 | 42.36 | 48.45 | 48.74 | 74.00 | -25.26 Peak |
| 3 pp | 5260.000 | 8.49 | 34.41 | 42.25 | 106.00 | 106.65 | 68.20 | 38.45 Peak |



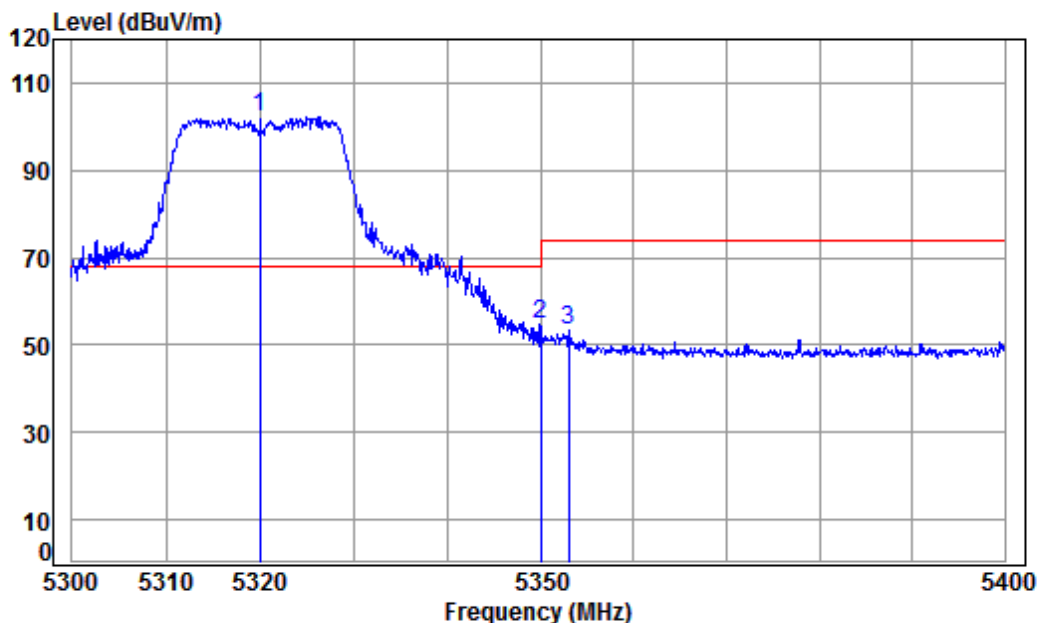
Mode:h; Polarization:Vertical; Modulation:802.11n; bandwidth:20MHz; Channel:Low



Condition: 3m VERTICAL
Job No : 02324CR
Mode : 5260 Band edge
Note : 5G WiFi 11N 20

| | | Cable | Ant | Preamp | Read | | Limit | Over | |
|------|----------|-------|--------|--------|-------|--------|--------|--------|---------|
| | Freq | Loss | Factor | Factor | Level | Level | Line | Limit | Remark |
| | MHz | dB | dB/m | dB | dBuV | dBuV/m | dBuV/m | dB | |
| 1 pp | 5120.028 | 8.28 | 34.30 | 42.38 | 40.98 | 41.18 | 54.00 | -12.82 | Average |
| 2 | 5149.980 | 8.33 | 34.32 | 42.36 | 39.55 | 39.84 | 54.00 | -14.16 | Average |
| 3 | 5260.000 | 8.49 | 34.41 | 42.25 | 99.46 | 100.11 | ----- | ----- | Average |

Mode:h; Polarization:Horizontal; Modulation:802.11n; bandwidth:20MHz; Channel:High



Condition: 3m HORIZONTAL

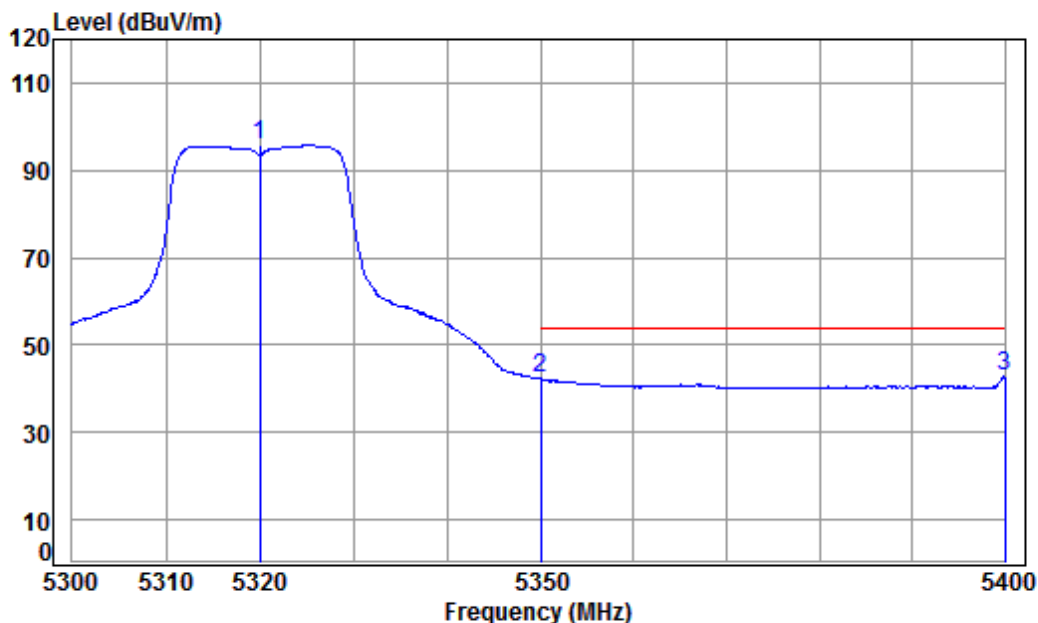
Job No : 02324CR

Mode : 5320 Band edge

Note : 5G WiFi 11N 20

| | | Cable | Ant | Preamp | Read | | Limit | Over | |
|------|----------|-------|--------|--------|--------|--------|--------|--------|--------|
| | Freq | Loss | Factor | Factor | Level | Level | Line | Limit | Remark |
| | MHz | dB | dB/m | dB | dBuV | dBuV/m | dBuV/m | dB | |
| 1 pp | 5320.000 | 8.58 | 34.46 | 42.20 | 101.48 | 102.32 | 68.20 | 34.12 | peak |
| 2 | 5350.020 | 8.63 | 34.48 | 42.17 | 53.99 | 54.93 | 74.00 | -19.07 | peak |
| 3 | 5353.067 | 8.63 | 34.49 | 42.17 | 52.48 | 53.43 | 74.00 | -20.57 | peak |

Mode:h; Polarization:Horizontal; Modulation:802.11n; bandwidth:20MHz; Channel:High



Condition: 3m HORIZONTAL

Job No : 02324CR

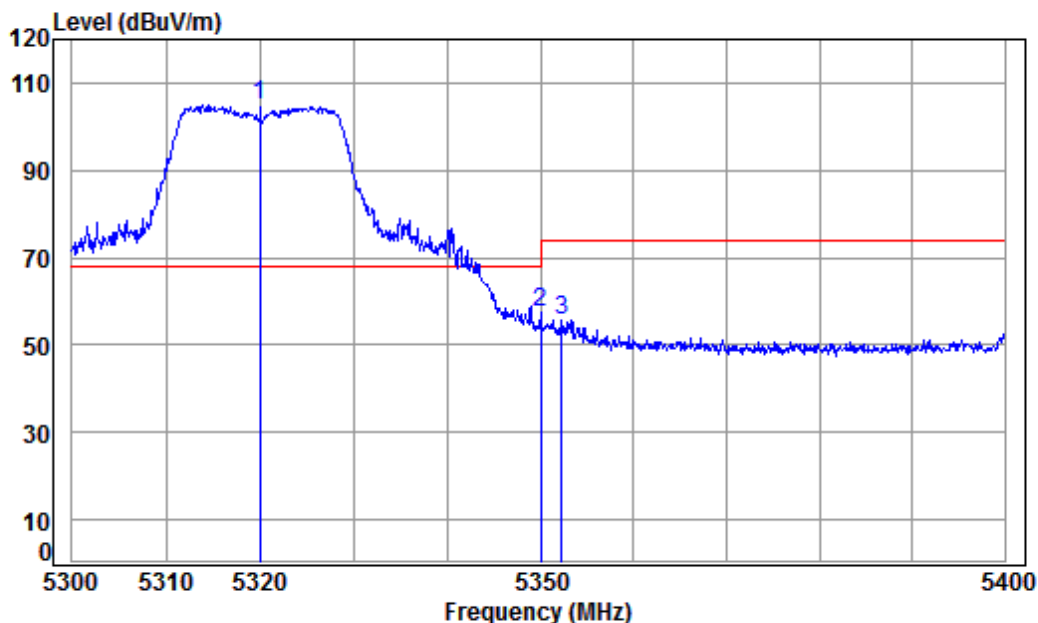
Mode : 5320 Band edge

Note : 5G WiFi 11N 20

| | | Cable | Ant | Preamp | Read | | Limit | Over | |
|------|----------|-------|--------|--------|-------|--------|--------|--------|---------|
| | Freq | Loss | Factor | Factor | Level | Level | Line | Limit | Remark |
| | MHz | dB | dB/m | dB | dBuV | dBuV/m | dBuV/m | dB | |
| 1 | 5320.000 | 8.58 | 34.46 | 42.20 | 94.82 | 95.66 | ----- | ----- | Average |
| 2 | 5350.020 | 8.63 | 34.48 | 42.17 | 41.41 | 42.35 | 54.00 | -11.65 | Average |
| 3 pp | 5400.000 | 8.70 | 34.52 | 42.12 | 41.76 | 42.86 | 54.00 | -11.14 | Average |



Mode:h; Polarization:Vertical; Modulation:802.11n; bandwidth:20MHz; Channel:High



Condition: 3m VERTICAL

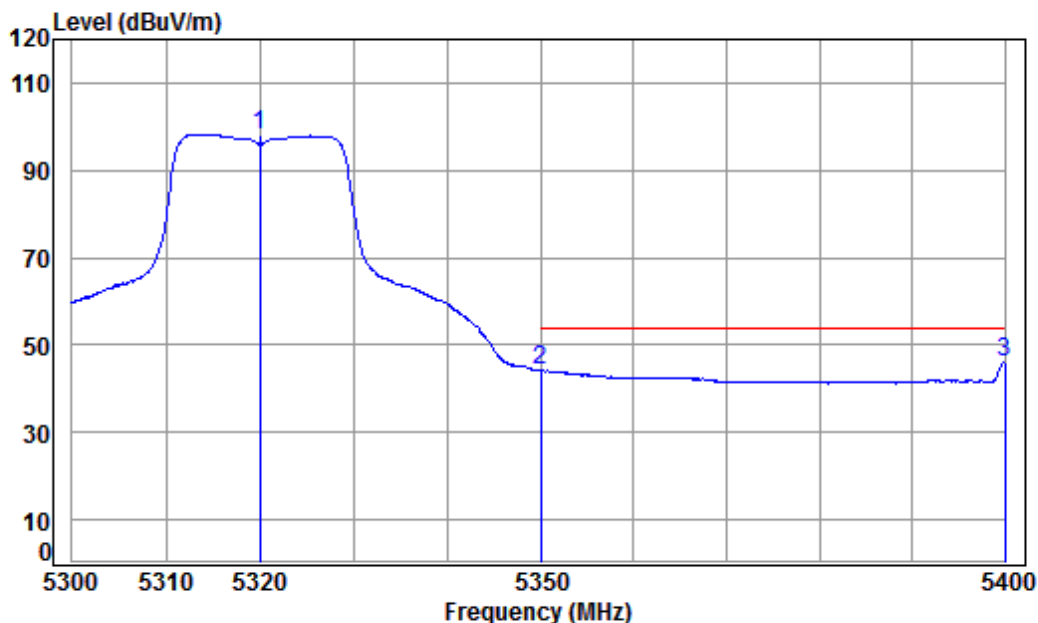
Job No : 02324CR

Mode : 5320 Band edge

Note : 5G WiFi 11N 20

| | | Cable | Ant | Preamp | Read | | Limit | Over | |
|------|----------|-------|--------|--------|--------|--------|--------|--------|--------|
| | Freq | Loss | Factor | Factor | Level | Level | Line | Limit | Remark |
| | MHz | dB | dB/m | dB | dBuV | dBuV/m | dBuV/m | dB | |
| 1 pp | 5320.000 | 8.58 | 34.46 | 42.20 | 104.09 | 104.93 | 68.20 | 36.73 | Peak |
| 2 | 5350.020 | 8.63 | 34.48 | 42.17 | 56.64 | 57.58 | 74.00 | -16.42 | Peak |
| 3 | 5352.267 | 8.63 | 34.49 | 42.17 | 54.75 | 55.70 | 74.00 | -18.30 | Peak |

Mode:h; Polarization:Vertical; Modulation:802.11n; bandwidth:20MHz; Channel:High



Condition: 3m VERTICAL

Job No : 02324CR

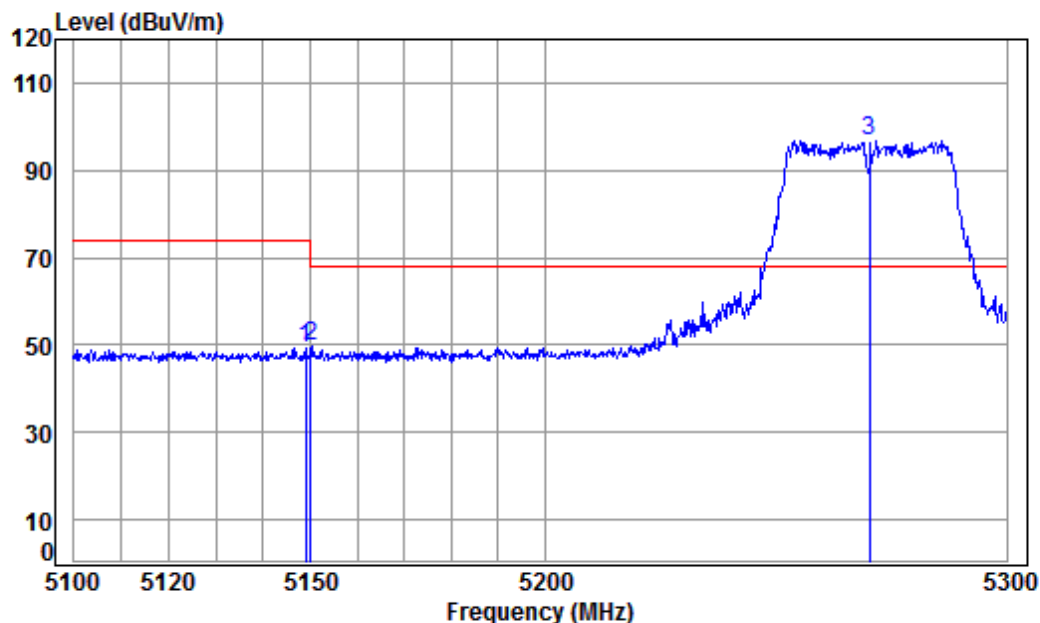
Mode : 5320 Band edge

Note : 5G WiFi 11N 20

| | | Cable | Ant | Preamp | Read | Limit | Over | |
|------|----------|-------|--------|--------|-------|--------|--------|---------------|
| | Freq | Loss | Factor | Factor | Level | Level | Line | Limit Remark |
| | MHz | dB | dB/m | dB | dBuV | dBuV/m | dBuV/m | dB |
| 1 | 5320.000 | 8.58 | 34.46 | 42.20 | 97.41 | 98.25 | ----- | ----- Average |
| 2 | 5350.020 | 8.63 | 34.48 | 42.17 | 43.28 | 44.22 | 54.00 | -9.78 Average |
| 3 pp | 5400.000 | 8.70 | 34.52 | 42.12 | 45.12 | 46.22 | 54.00 | -7.78 Average |



Mode:h; Polarization:Horizontal; Modulation:802.11n; bandwidth:40MHz; Channel:Low



Condition: 3m HORIZONTAL

Job No : 02324CR

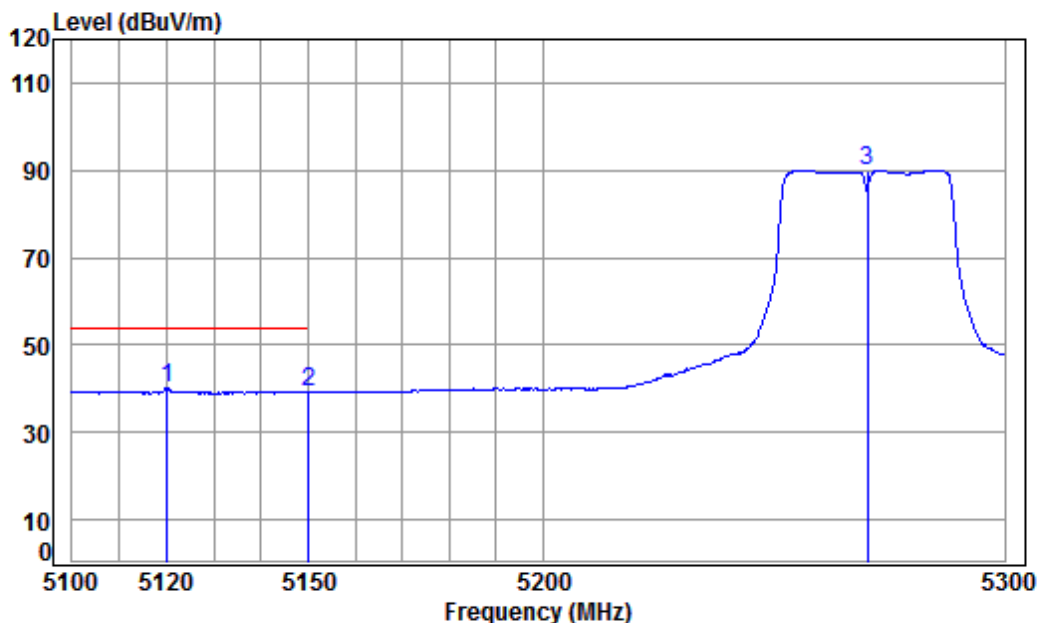
Mode : 5270 Band edge

Note : 5G WiFi 11N 40

| | | Cable | Ant | Preamp | Read | Limit | Over | |
|------|----------|-------|--------|--------|-------|--------|--------|--------------|
| | Freq | Loss | Factor | Factor | Level | Level | Line | Limit Remark |
| | MHz | dB | dB/m | dB | dBuV | dBuV/m | dBuV/m | dB |
| 1 | 5149.083 | 8.32 | 34.32 | 42.36 | 49.03 | 49.31 | 74.00 | -24.69 peak |
| 2 | 5149.980 | 8.33 | 34.32 | 42.36 | 49.26 | 49.55 | 74.00 | -24.45 peak |
| 3 pp | 5270.000 | 8.51 | 34.42 | 42.24 | 96.01 | 96.70 | 68.20 | 28.50 peak |



Mode:h; Polarization:Horizontal; Modulation:802.11n; bandwidth:40MHz; Channel:Low



Condition: 3m HORIZONTAL

Job No : 02324CR

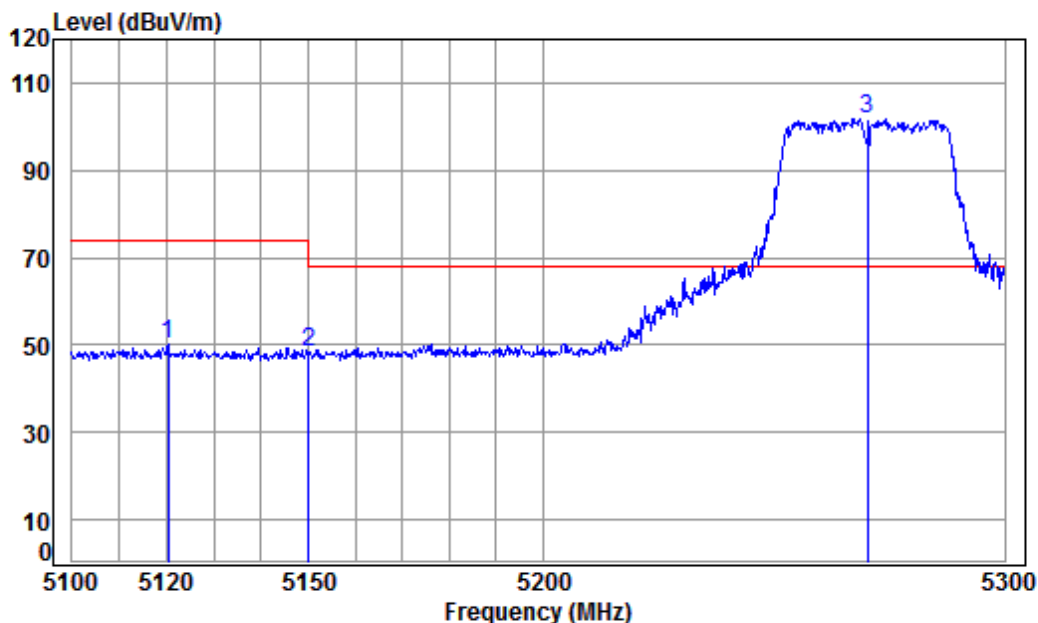
Mode : 5270 Band edge

Note : 5G WiFi 11N 40

| | | Cable | Ant | Preamp | Read | Limit | Over | |
|---|-------------|-------|--------|--------|-------|--------|--------|----------------|
| | Freq | Loss | Factor | Factor | Level | Level | Line | Limit Remark |
| | MHz | dB | dB/m | dB | dBuV | dBuV/m | dBuV/m | dB |
| 1 | pp 5120.049 | 8.28 | 34.30 | 42.38 | 39.97 | 40.17 | 54.00 | -13.83 Average |
| 2 | 5149.980 | 8.33 | 34.32 | 42.36 | 39.14 | 39.43 | 54.00 | -14.57 Average |
| 3 | 5270.000 | 8.51 | 34.42 | 42.24 | 89.27 | 89.96 | ----- | ----- Average |



Mode:h; Polarization:Vertical; Modulation:802.11n; bandwidth:40MHz; Channel:Low



Condition: 3m VERTICAL

Job No : 02324CR

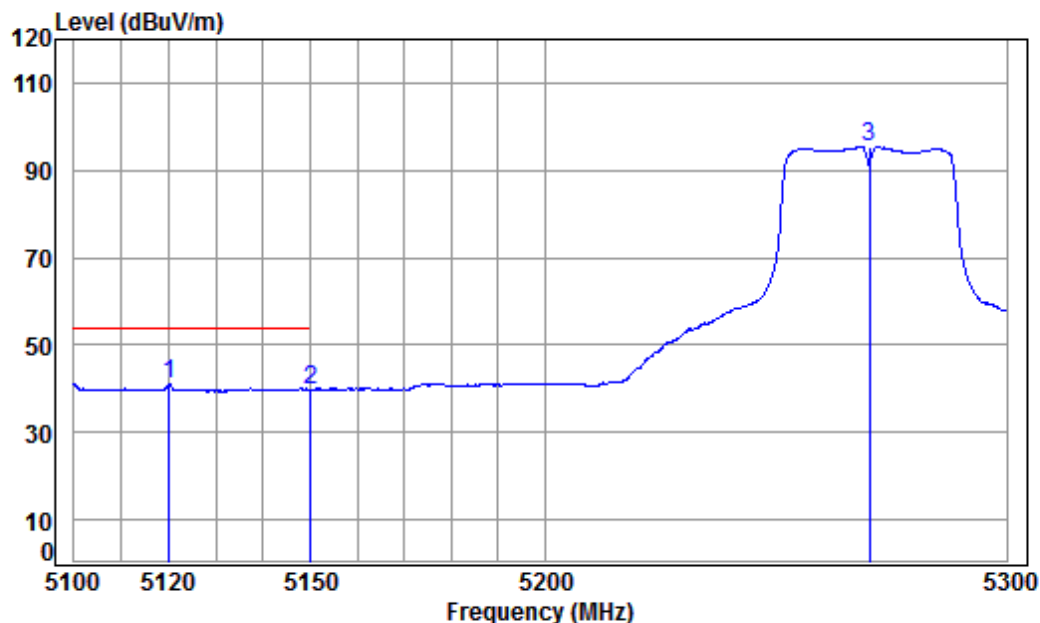
Mode : 5270 Band edge

Note : 5G WiFi 11N 40

| | | Cable | Ant | Preamp | Read | Limit | Over | |
|------|----------|-------|--------|--------|--------|--------|--------|--------------|
| | Freq | Loss | Factor | Factor | Level | Level | Line | Limit Remark |
| | MHz | dB | dB/m | dB | dBuV | dBuV/m | dBuV/m | dB |
| 1 | 5120.247 | 8.28 | 34.30 | 42.38 | 49.83 | 50.03 | 74.00 | -23.97 Peak |
| 2 | 5149.980 | 8.33 | 34.32 | 42.36 | 47.99 | 48.28 | 74.00 | -25.72 Peak |
| 3 pp | 5270.000 | 8.51 | 34.42 | 42.24 | 101.05 | 101.74 | 68.20 | 33.54 Peak |



Mode:h; Polarization:Vertical; Modulation:802.11n; bandwidth:40MHz; Channel:Low



Condition: 3m VERTICAL

Job No : 02324CR

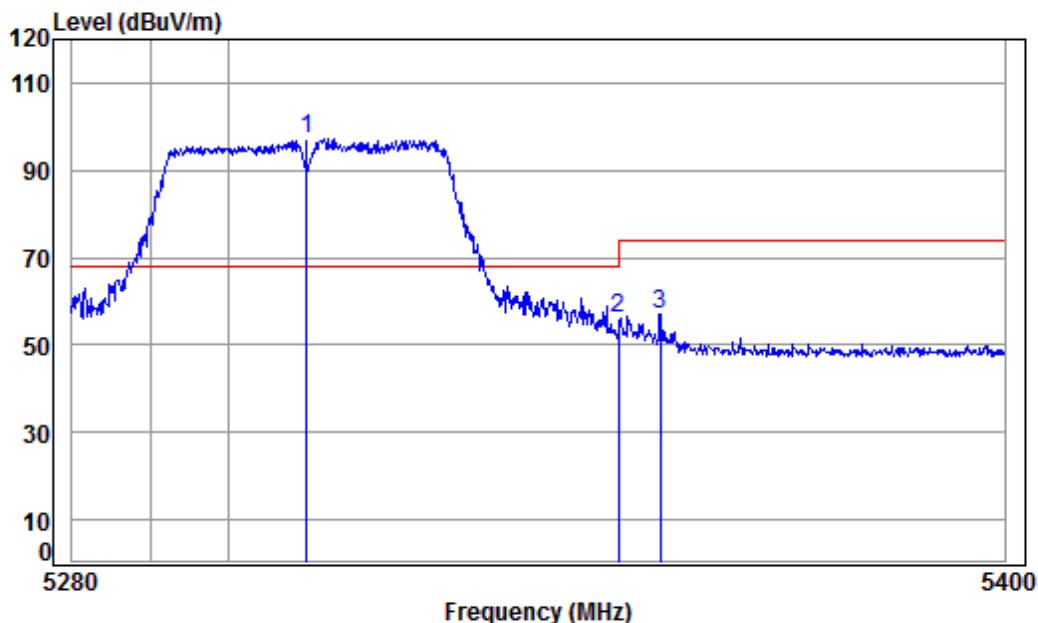
Mode : 5270 Band edge

Note : 5G WiFi 11N 40

| | | Cable | Ant | Preamp | Read | Limit | Over | |
|---|-------------|-------|--------|--------|-------|--------|--------|----------------|
| | Freq | Loss | Factor | Factor | Level | Level | Line | Limit Remark |
| | MHz | dB | dB/m | dB | dBuV | dBuV/m | dBuV/m | dB |
| 1 | pp 5120.049 | 8.28 | 34.30 | 42.38 | 40.76 | 40.96 | 54.00 | -13.04 Average |
| 2 | 5149.980 | 8.33 | 34.32 | 42.36 | 39.57 | 39.86 | 54.00 | -14.14 Average |
| 3 | 5270.000 | 8.51 | 34.42 | 42.24 | 94.55 | 95.24 | ----- | ----- Average |



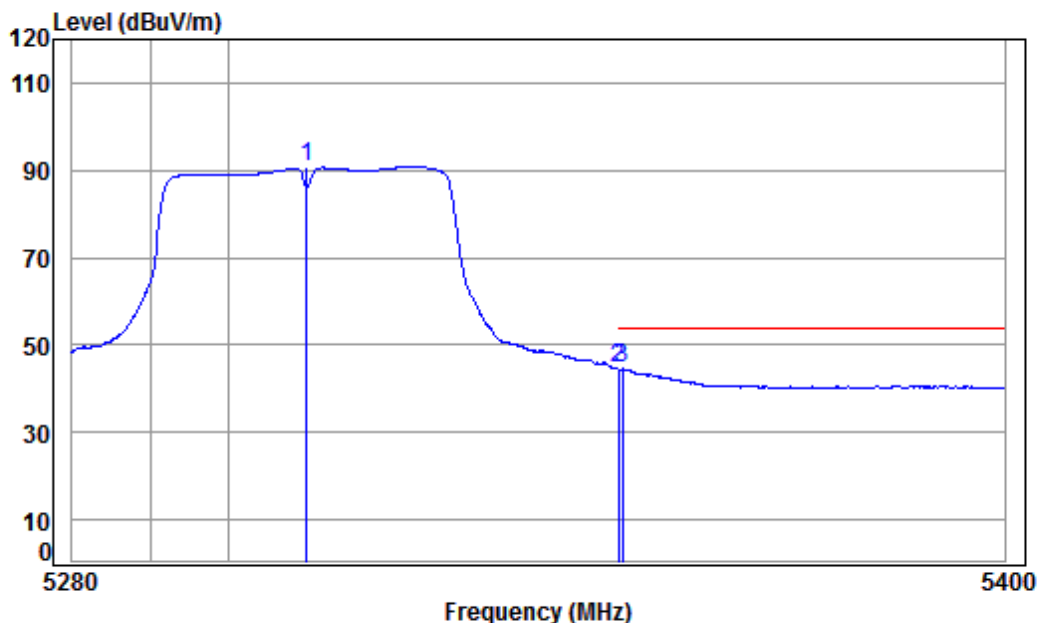
Mode:h; Polarization:Horizontal; Modulation:802.11n; bandwidth:40MHz; Channel:High



Condition: 3m HORIZONTAL
Job No : 02324CR
Mode : 5310 Band edge
Note : 5G WiFi 11N 40

| | | Cable | Ant | Preamp | Read | | Limit | Over | |
|---|-------------|-------|--------|--------|-------|--------|--------|--------|--------|
| | Freq | Loss | Factor | Factor | Level | Level | Line | Limit | Remark |
| | MHz | dB | dB/m | dB | dBuV | dBuV/m | dBuV/m | dB | |
| 1 | pp 5310.000 | 8.57 | 34.45 | 42.21 | 96.50 | 97.31 | 68.20 | 29.11 | peak |
| 2 | 5350.020 | 8.63 | 34.48 | 42.17 | 55.08 | 56.02 | 74.00 | -17.98 | peak |
| 3 | 5355.406 | 8.64 | 34.49 | 42.16 | 55.99 | 56.96 | 74.00 | -17.04 | peak |

Mode:h; Polarization:Horizontal; Modulation:802.11n; bandwidth:40MHz; Channel:High



Condition: 3m HORIZONTAL

Job No : 02324CR

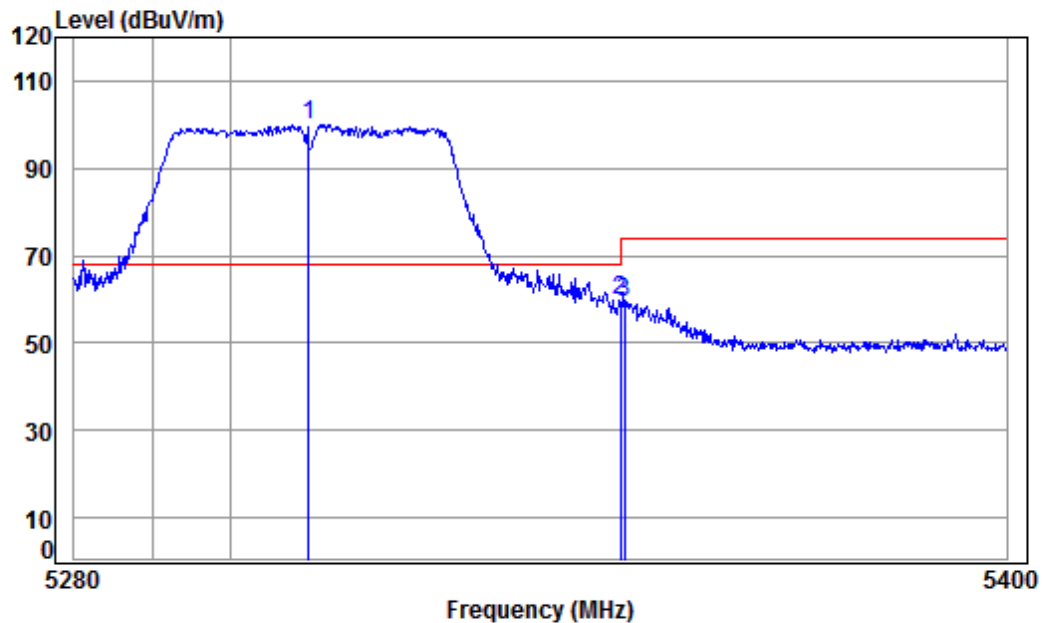
Mode : 5310 Band edge

Note : 5G WiFi 11N 40

| | | Cable | Ant | Preamp | Read | Limit | Over | |
|---|-------------|-------|--------|--------|-------|--------|--------|---------------|
| | Freq | Loss | Factor | Factor | Level | Level | Line | Limit Remark |
| | MHz | dB | dB/m | dB | dBuV | dBuV/m | dBuV/m | dB |
| 1 | 5310.000 | 8.57 | 34.45 | 42.21 | 89.99 | 90.80 | ----- | ----- Average |
| 2 | pp 5350.020 | 8.63 | 34.48 | 42.17 | 43.84 | 44.78 | 54.00 | -9.22 Average |
| 3 | 5350.474 | 8.63 | 34.48 | 42.17 | 43.55 | 44.49 | 54.00 | -9.51 Average |



Mode:h; Polarization:Vertical; Modulation:802.11n; bandwidth:40MHz; Channel:High



Condition: 3m VERTICAL

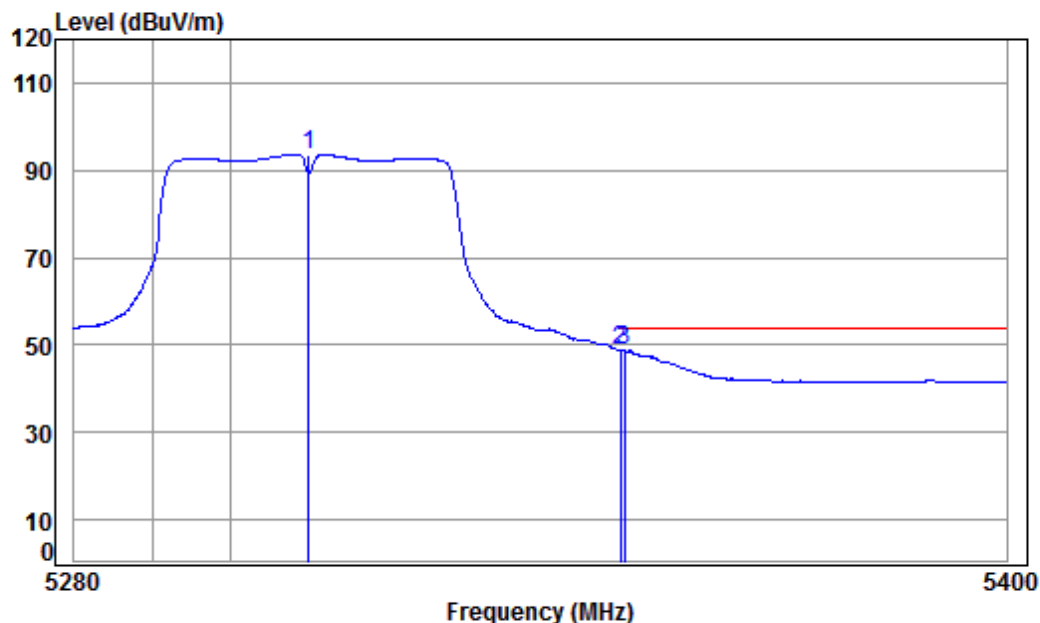
Job No : 02324CR

Mode : 5310 Band edge

Note : 5G WiFi 11N 40

| | | Cable | Ant | Preamp | Read | Limit | Over | |
|------|----------|-------|--------|--------|-------|--------|--------|--------------|
| | Freq | Loss | Factor | Factor | Level | Level | Line | Limit Remark |
| | MHz | dB | dB/m | dB | dBuV | dBuV/m | dBuV/m | dB |
| 1 pp | 5310.000 | 8.57 | 34.45 | 42.21 | 99.28 | 100.09 | 68.20 | 31.89 Peak |
| 2 | 5350.020 | 8.63 | 34.48 | 42.17 | 58.80 | 59.74 | 74.00 | -14.26 Peak |
| 3 | 5350.474 | 8.63 | 34.48 | 42.17 | 58.33 | 59.27 | 74.00 | -14.73 Peak |

Mode:h; Polarization:Vertical; Modulation:802.11n; bandwidth:40MHz; Channel:High



Condition: 3m VERTICAL

Job No : 02324CR

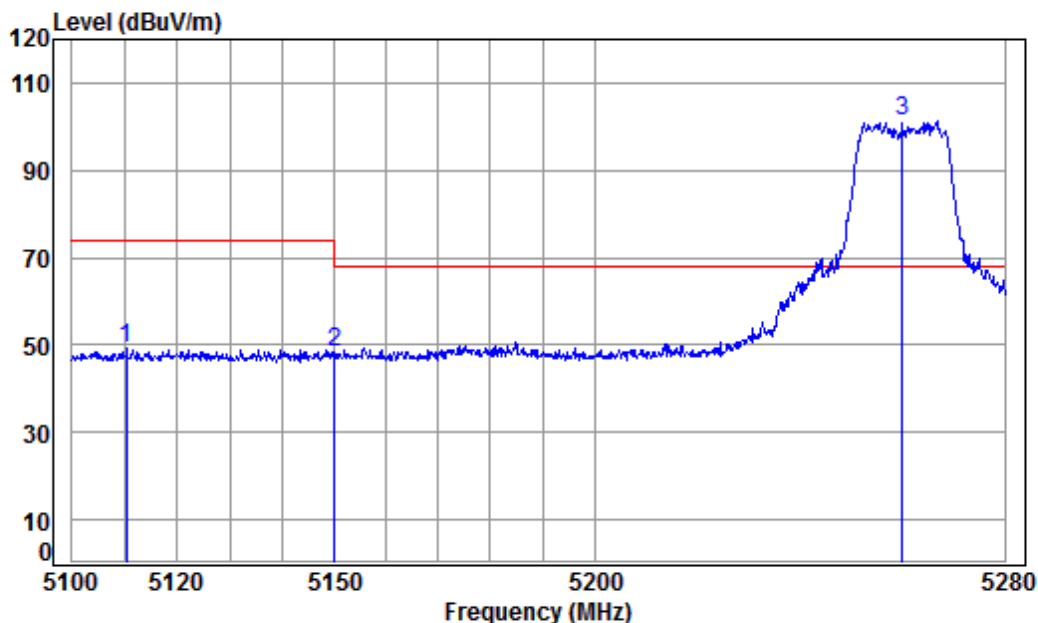
Mode : 5310 Band edge

Note : 5G WiFi 11N 40

| | | Cable | Ant | Preamp | Read | Limit | Over | |
|---|-------------|-------|--------|--------|-------|--------|--------|---------------|
| | Freq | Loss | Factor | Factor | Level | Level | Line | Limit Remark |
| | MHz | dB | dB/m | dB | dBuV | dBuV/m | dBuV/m | dB |
| 1 | 5310.000 | 8.57 | 34.45 | 42.21 | 92.86 | 93.67 | ----- | ----- Average |
| 2 | pp 5350.020 | 8.63 | 34.48 | 42.17 | 47.96 | 48.90 | 54.00 | -5.10 Average |
| 3 | 5350.474 | 8.63 | 34.48 | 42.17 | 47.69 | 48.63 | 54.00 | -5.37 Average |



Mode:h; Polarization:Horizontal; Modulation:802.11ac; bandwidth:20MHz; Channel:Low



Condition: 3m HORIZONTAL

Job No : 02324CR

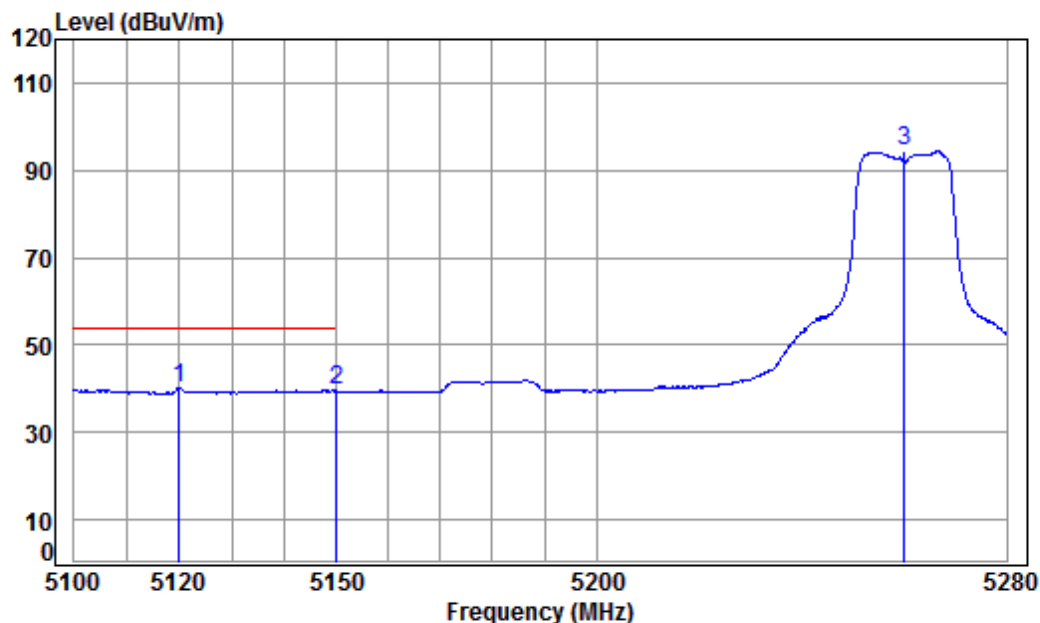
Mode : 5260 Band edge

Note : 5G WiFi 11AC 20

| | | Cable | Ant | Preamp | Read | Limit | Over | |
|------|----------|-------|--------|--------|--------|--------|--------|-------------|
| | Freq | Loss | Factor | Factor | Level | Level | Line | Remark |
| | MHz | dB | dB/m | dB | dBuV | dBuV/m | dBuV/m | dB |
| 1 | 5110.448 | 8.26 | 34.29 | 42.39 | 49.17 | 49.33 | 74.00 | -24.67 peak |
| 2 | 5149.980 | 8.33 | 34.32 | 42.36 | 47.95 | 48.24 | 74.00 | -25.76 peak |
| 3 pp | 5260.000 | 8.49 | 34.41 | 42.25 | 100.61 | 101.26 | 68.20 | 33.06 peak |



Mode:h; Polarization:Horizontal; Modulation:802.11ac; bandwidth:20MHz; Channel:Low



Condition: 3m HORIZONTAL

Job No : 02324CR

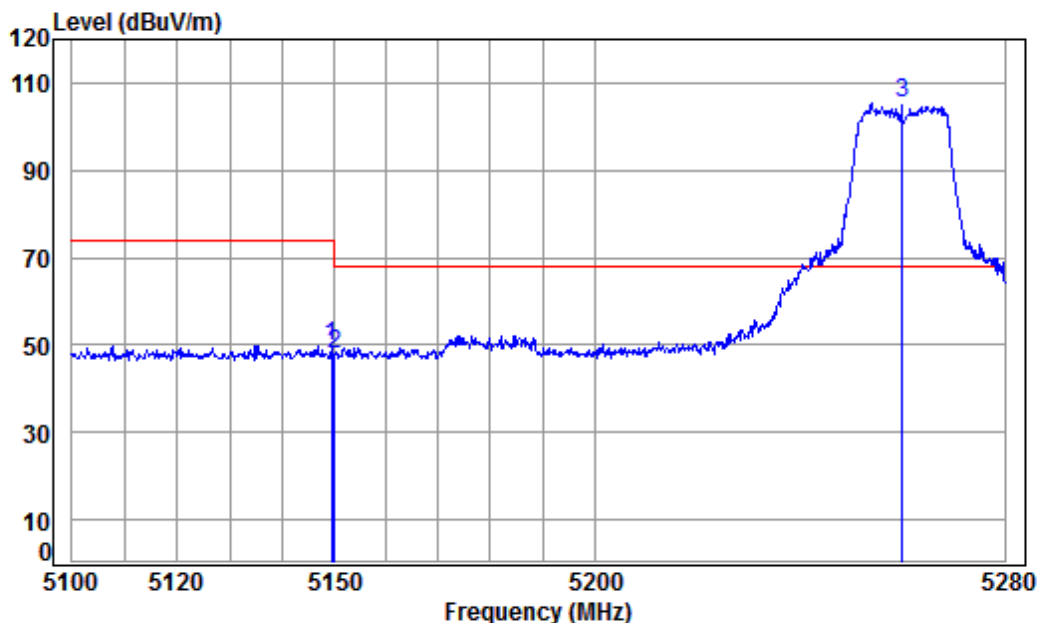
Mode : 5260 Band edge

Note : 5G WiFi 11AC 20

| | | Cable | Ant | Preamp | Read | Limit | Over | |
|---|-------------|-------|--------|--------|-------|--------|--------|----------------|
| | Freq | Loss | Factor | Factor | Level | Line | Limit | Remark |
| | MHz | dB | dB/m | dB | dBuV | dBuV/m | dBuV/m | dB |
| 1 | pp 5120.028 | 8.28 | 34.30 | 42.38 | 40.08 | 40.28 | 54.00 | -13.72 Average |
| 2 | 5149.980 | 8.33 | 34.32 | 42.36 | 39.19 | 39.48 | 54.00 | -14.52 Average |
| 3 | 5260.000 | 8.49 | 34.41 | 42.25 | 93.85 | 94.50 | ----- | ----- Average |



Mode:h; Polarization:Vertical; Modulation:802.11ac; bandwidth:20MHz; Channel:Low



Condition: 3m VERTICAL

Job No : 02324CR

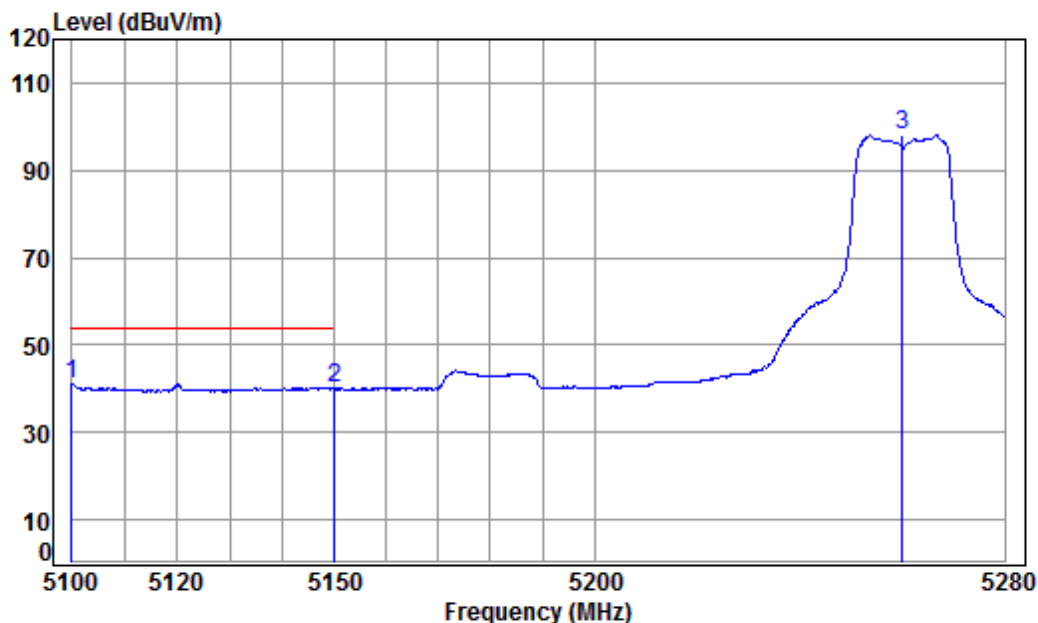
Mode : 5260 Band edge

Note : 5G WiFi 11AC 20

| | | Cable | Ant | Preamp | Read | Limit | Over | |
|------|----------|-------|--------|--------|--------|--------|--------|--------------|
| | Freq | Loss | Factor | Factor | Level | Level | Line | Limit Remark |
| | MHz | dB | dB/m | dB | dBuV | dBuV/m | dBuV/m | dB |
| 1 | 5149.415 | 8.32 | 34.32 | 42.36 | 49.61 | 49.89 | 74.00 | -24.11 Peak |
| 2 | 5149.980 | 8.33 | 34.32 | 42.36 | 47.82 | 48.11 | 74.00 | -25.89 Peak |
| 3 pp | 5260.000 | 8.49 | 34.41 | 42.25 | 104.58 | 105.23 | 68.20 | 37.03 Peak |



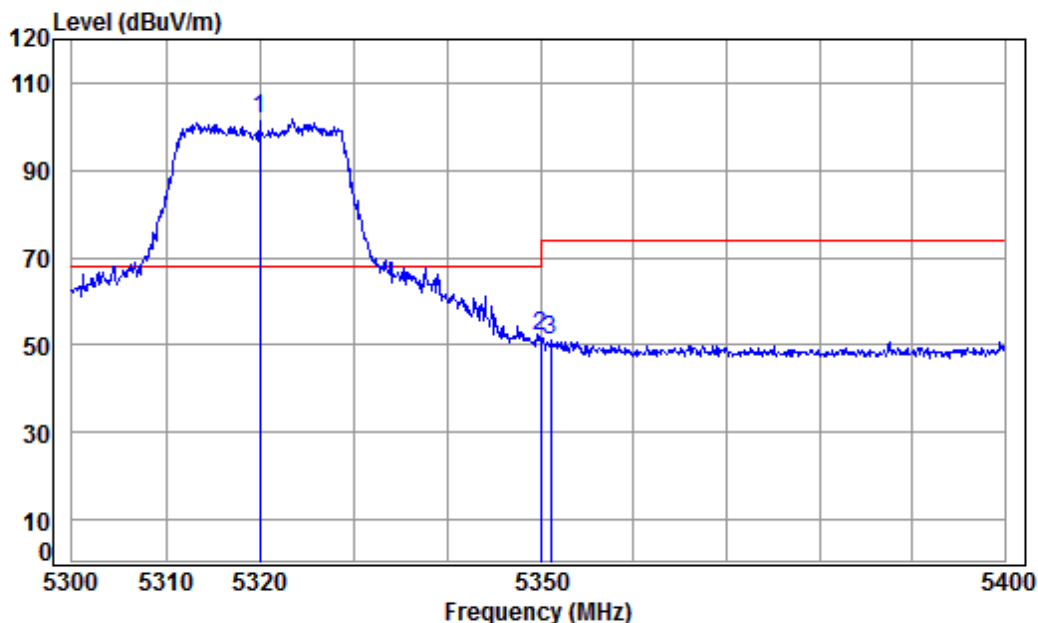
Mode:h; Polarization:Vertical; Modulation:802.11ac; bandwidth:20MHz; Channel:Low



Condition: 3m VERTICAL
Job No : 02324CR
Mode : 5260 Band edge
Note : 5G WiFi 11AC 20

| | | Cable | Ant | Preamp | Read | Limit | Over | |
|------|----------|-------|--------|--------|-------|--------|--------|----------------|
| | Freq | Loss | Factor | Factor | Level | Level | Line | Limit Remark |
| | MHz | dB | dB/m | dB | dBuV | dBuV/m | dBuV/m | dB |
| 1 pp | 5100.000 | 8.25 | 34.28 | 42.40 | 41.02 | 41.15 | 54.00 | -12.85 Average |
| 2 | 5149.980 | 8.33 | 34.32 | 42.36 | 39.73 | 40.02 | 54.00 | -13.98 Average |
| 3 | 5260.000 | 8.49 | 34.41 | 42.25 | 97.32 | 97.97 | ----- | ----- Average |

Mode:h; Polarization:Horizontal; Modulation:802.11ac; bandwidth:20MHz; Channel:High



Condition: 3m HORIZONTAL

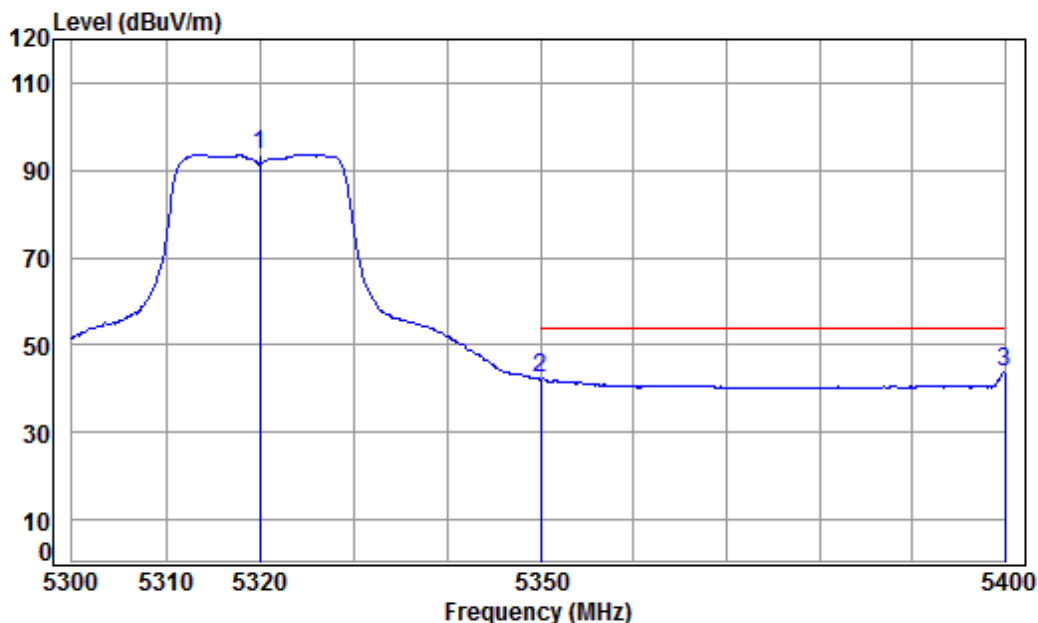
Job No : 02324CR

Mode : 5320 Band edge

Note : 5G WiFi 11AC 20

| | | Cable | Ant | Preamp | Read | | Limit | Over | |
|---|-------------|-------|--------|--------|--------|--------|--------|--------|--------|
| | Freq | Loss | Factor | Factor | Level | Level | Line | Limit | Remark |
| | MHz | dB | dB/m | dB | dBuV | dBuV/m | dBuV/m | dB | |
| 1 | pp 5320.000 | 8.58 | 34.46 | 42.20 | 100.90 | 101.74 | 68.20 | 33.54 | peak |
| 2 | 5350.020 | 8.63 | 34.48 | 42.17 | 51.10 | 52.04 | 74.00 | -21.96 | peak |
| 3 | 5351.066 | 8.63 | 34.48 | 42.17 | 50.09 | 51.03 | 74.00 | -22.97 | peak |

Mode:h; Polarization:Horizontal; Modulation:802.11ac; bandwidth:20MHz; Channel:High



Condition: 3m HORIZONTAL

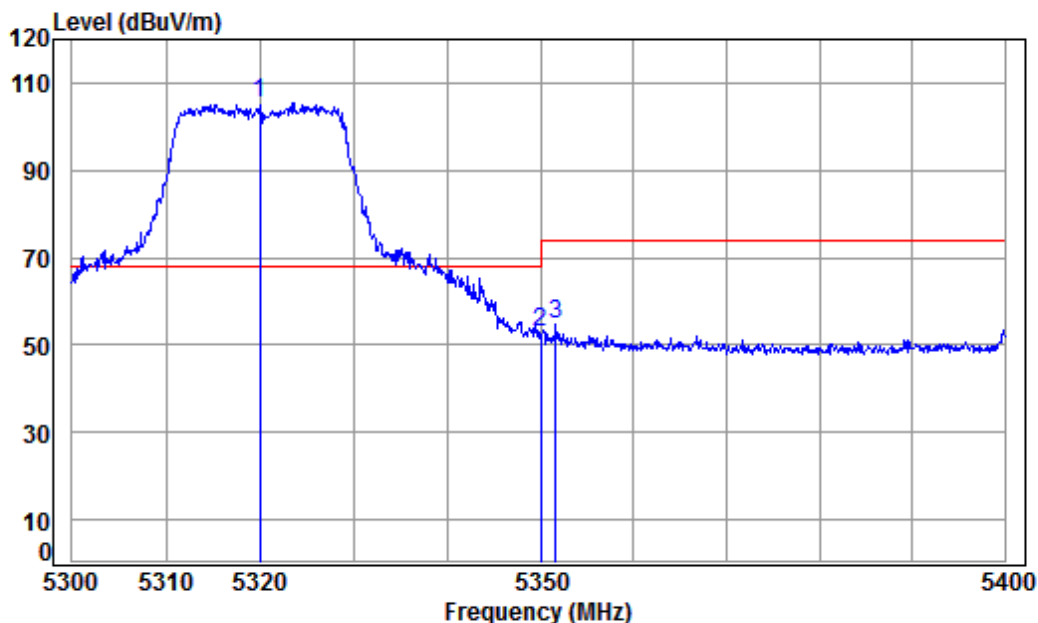
Job No : 02324CR

Mode : 5320 Band edge

Note : 5G WiFi 11AC 20

| | | Cable | Ant | Preamp | Read | Limit | Over | |
|---|-------------|-------|--------|--------|-------|--------|--------|----------------|
| | Freq | Loss | Factor | Factor | Level | Level | Line | Limit Remark |
| | MHz | dB | dB/m | dB | dBuV | dBuV/m | dBuV/m | dB |
| 1 | 5320.000 | 8.58 | 34.46 | 42.20 | 92.86 | 93.70 | ----- | ----- Average |
| 2 | 5350.020 | 8.63 | 34.48 | 42.17 | 41.40 | 42.34 | 54.00 | -11.66 Average |
| 3 | pp 5400.000 | 8.70 | 34.52 | 42.12 | 42.72 | 43.82 | 54.00 | -10.18 Average |

Mode:h; Polarization:Vertical; Modulation:802.11ac; bandwidth:20MHz; Channel:High



Condition: 3m VERTICAL

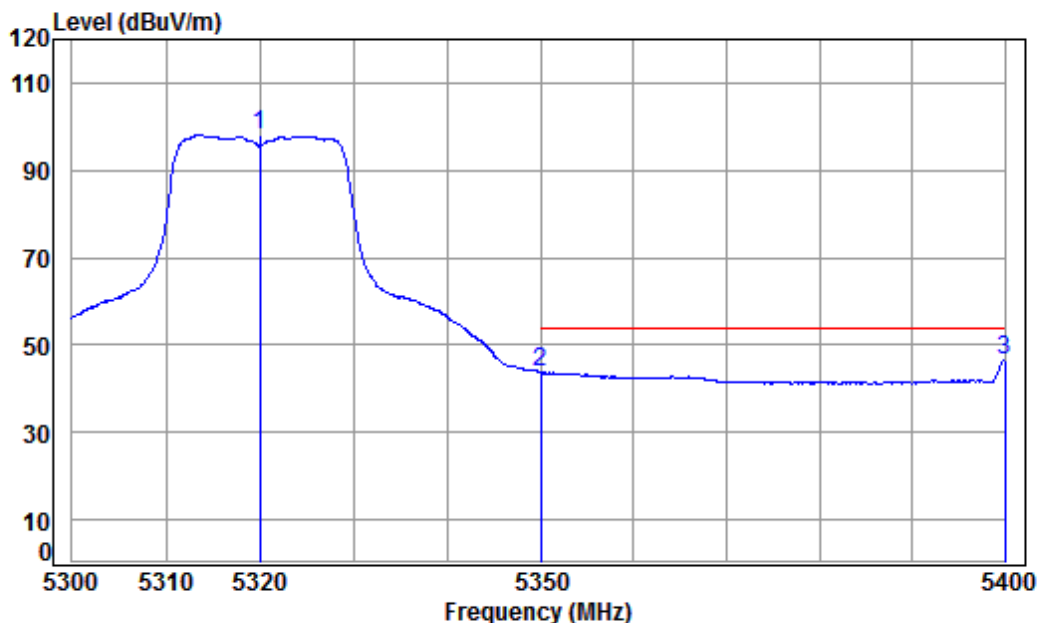
Job No : 02324CR

Mode : 5320 Band edge

Note : 5G WiFi 11AC 20

| | | Cable | Ant | Preamp | Read | | Limit | Over | |
|------|----------|-------|--------|--------|--------|--------|--------|--------|--------|
| | Freq | Loss | Factor | Factor | Level | Level | Line | Limit | Remark |
| | MHz | dB | dB/m | dB | dBuV | dBuV/m | dBuV/m | dB | |
| 1 pp | 5320.000 | 8.58 | 34.46 | 42.20 | 104.53 | 105.37 | 68.20 | 37.17 | Peak |
| 2 | 5350.020 | 8.63 | 34.48 | 42.17 | 52.05 | 52.99 | 74.00 | -21.01 | Peak |
| 3 | 5351.667 | 8.63 | 34.49 | 42.17 | 53.66 | 54.61 | 74.00 | -19.39 | Peak |

Mode:h; Polarization:Vertical; Modulation:802.11ac; bandwidth:20MHz; Channel:High



Condition: 3m VERTICAL

Job No : 02324CR

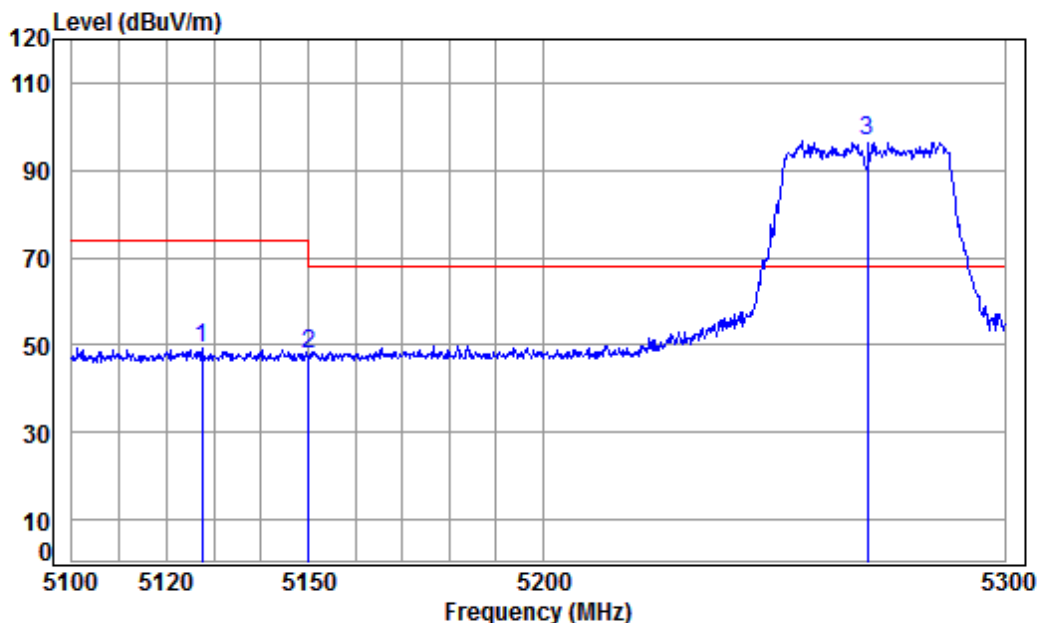
Mode : 5320 Band edge

Note : 5G WiFi 11AC 20

| | | Cable | Ant | Preamp | Read | Limit | Over | |
|------|----------|-------|--------|--------|-------|--------|--------|----------------|
| | Freq | Loss | Factor | Factor | Level | Level | Line | Limit Remark |
| | MHz | dB | dB/m | dB | dBuV | dBuV/m | dBuV/m | dB |
| 1 | 5320.000 | 8.58 | 34.46 | 42.20 | 97.32 | 98.16 | ----- | ----- Average |
| 2 | 5350.020 | 8.63 | 34.48 | 42.17 | 42.89 | 43.83 | 54.00 | -10.17 Average |
| 3 pp | 5400.000 | 8.70 | 34.52 | 42.12 | 45.54 | 46.64 | 54.00 | -7.36 Average |



Mode:h; Polarization:Horizontal; Modulation:802.11ac; bandwidth:40MHz; Channel:Low

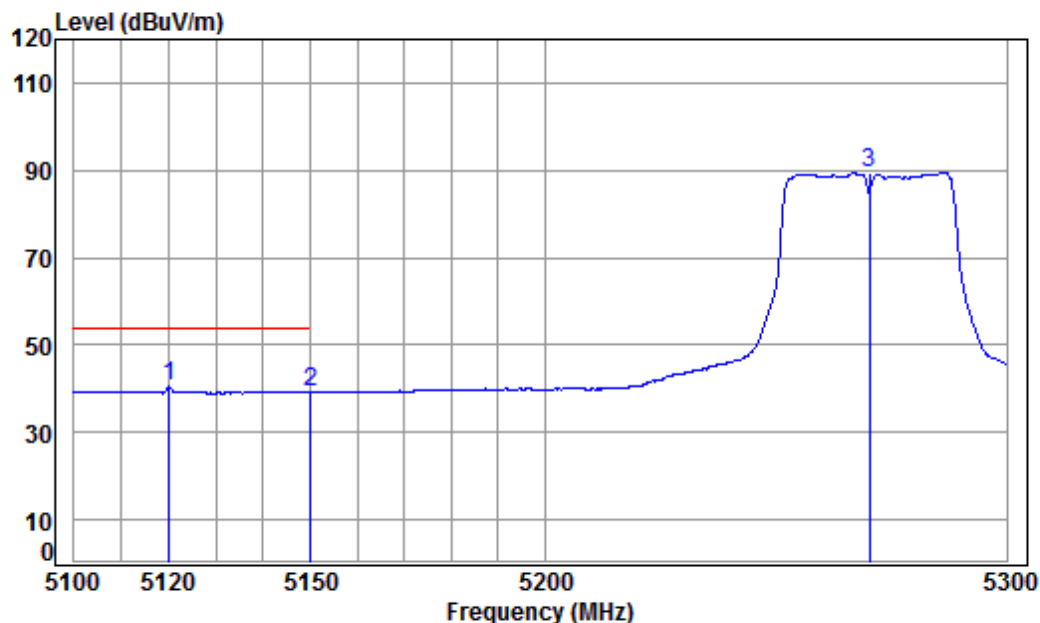


Condition: 3m HORIZONTAL
Job No : 02324CR
Mode : 5270 Band edge
Note : 5G WiFi 11AC 40

| | | Cable | Ant | Preamp | Read | Limit | Over | |
|---|-------------|-------|--------|--------|-------|--------|--------|-------------|
| | Freq | Loss | Factor | Factor | Level | Level | Line | Remark |
| | MHz | dB | dB/m | dB | dBuV | dBuV/m | dBuV/m | dB |
| 1 | 5127.539 | 8.29 | 34.31 | 42.38 | 49.20 | 49.42 | 74.00 | -24.58 peak |
| 2 | 5149.980 | 8.33 | 34.32 | 42.36 | 47.67 | 47.96 | 74.00 | -26.04 peak |
| 3 | pp 5270.000 | 8.51 | 34.42 | 42.24 | 96.00 | 96.69 | 68.20 | 28.49 peak |



Mode:h; Polarization:Horizontal; Modulation:802.11ac; bandwidth:40MHz; Channel:Low



Condition: 3m HORIZONTAL

Job No : 02324CR

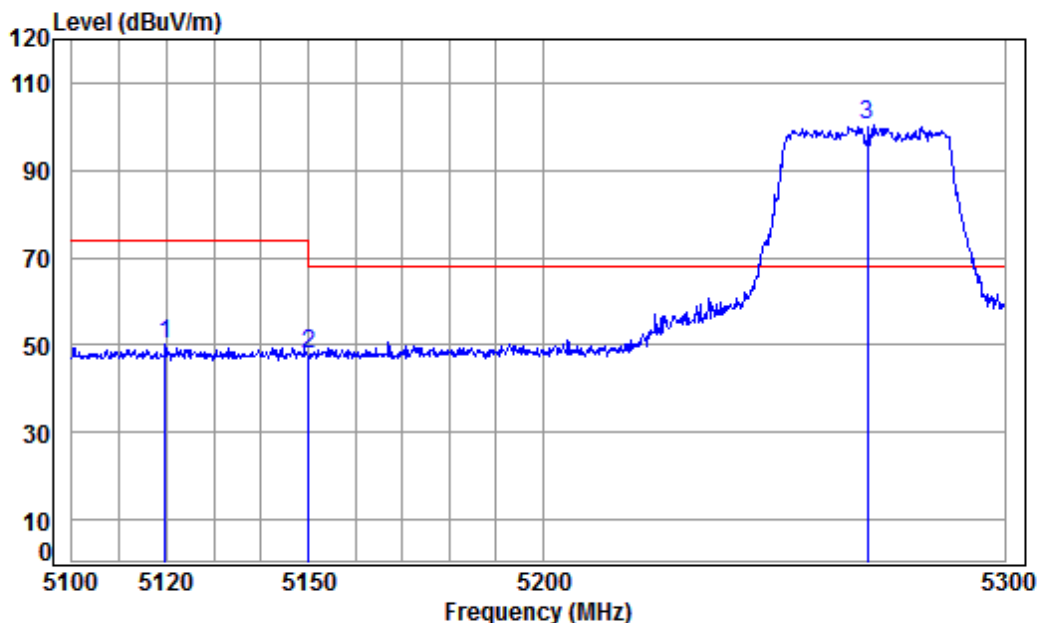
Mode : 5270 Band edge

Note : 5G WiFi 11AC 40

| | | Cable | Ant | Preamp | Read | Limit | Over | |
|------|----------|-------|--------|--------|-------|--------|--------|----------------|
| | Freq | Loss | Factor | Factor | Level | Level | Line | Limit Remark |
| | MHz | dB | dB/m | dB | dBuV | dBuV/m | dBuV/m | dB |
| 1 pp | 5120.049 | 8.28 | 34.30 | 42.38 | 40.23 | 40.43 | 54.00 | -13.57 Average |
| 2 | 5149.980 | 8.33 | 34.32 | 42.36 | 38.97 | 39.26 | 54.00 | -14.74 Average |
| 3 | 5270.000 | 8.51 | 34.42 | 42.24 | 88.91 | 89.60 | ----- | ----- Average |



Mode:h; Polarization:Vertical; Modulation:802.11ac; bandwidth:40MHz; Channel:Low



Condition: 3m VERTICAL

Job No : 02324CR

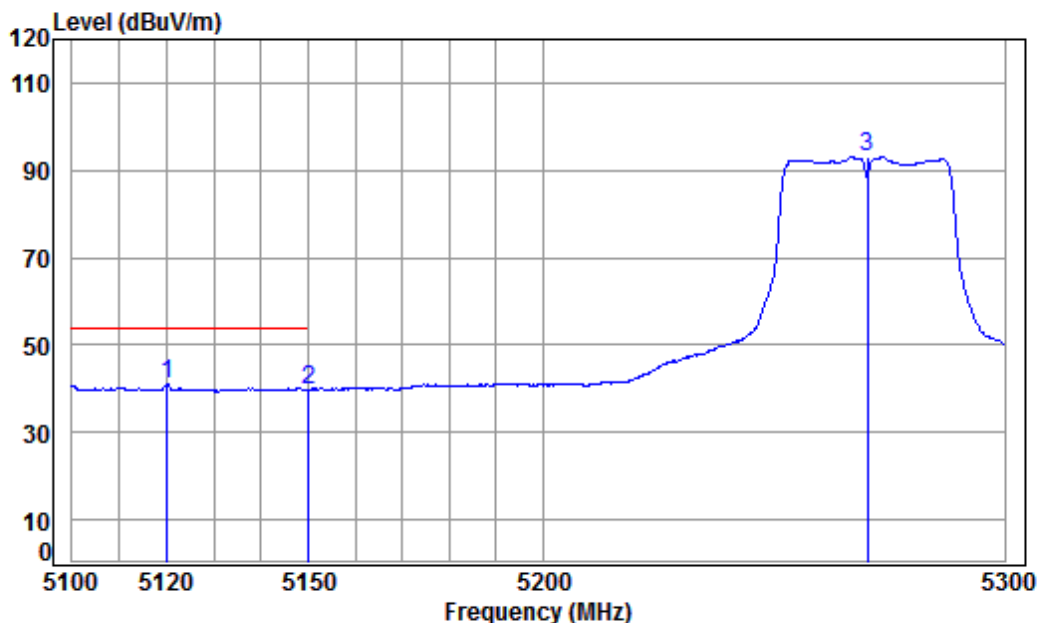
Mode : 5270 Band edge

Note : 5G WiFi 11AC 40

| | | Cable | Ant | Preamp | Read | Limit | Over | |
|------|----------|-------|--------|--------|-------|--------|--------|--------------|
| | Freq | Loss | Factor | Factor | Level | Level | Line | Limit Remark |
| | MHz | dB | dB/m | dB | dBuV | dBuV/m | dBuV/m | dB |
| 1 | 5119.656 | 8.28 | 34.30 | 42.38 | 49.84 | 50.04 | 74.00 | -23.96 Peak |
| 2 | 5149.980 | 8.33 | 34.32 | 42.36 | 47.45 | 47.74 | 74.00 | -26.26 Peak |
| 3 pp | 5270.000 | 8.51 | 34.42 | 42.24 | 99.89 | 100.58 | 68.20 | 32.38 Peak |



Mode:h; Polarization:Vertical; Modulation:802.11ac; bandwidth:40MHz; Channel:Low

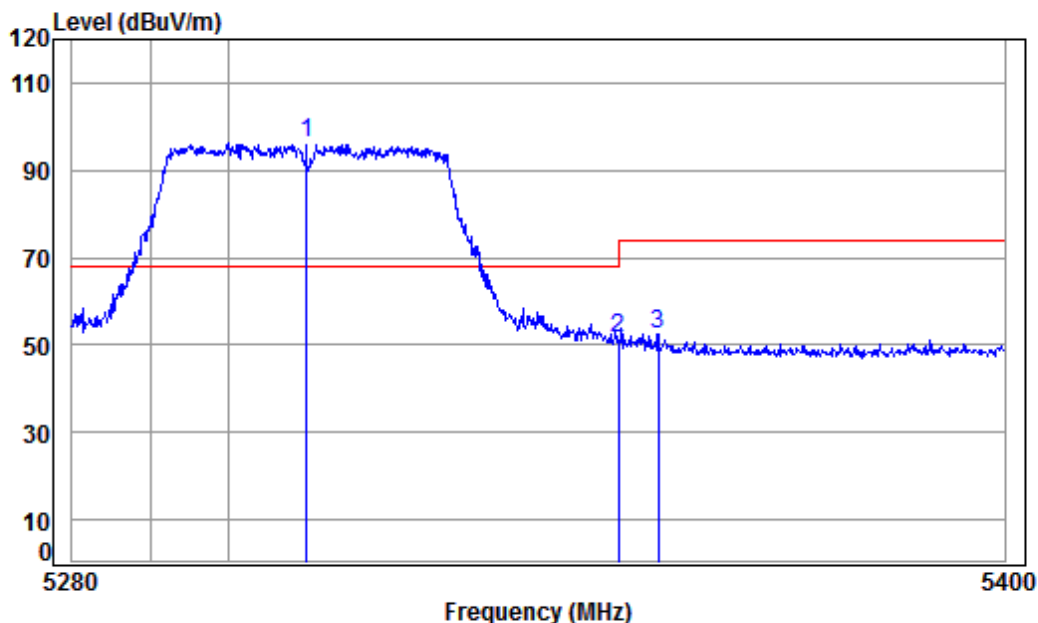


Condition: 3m VERTICAL
Job No : 02324CR
Mode : 5270 Band edge
Note : 5G WiFi 11AC 40

| | | Cable | Ant | Preamp | Read | Limit | Over | |
|------|----------|-------|--------|--------|-------|--------|--------|----------------|
| | Freq | Loss | Factor | Factor | Level | Level | Line | Limit Remark |
| | MHz | dB | dB/m | dB | dBuV | dBuV/m | dBuV/m | dB |
| 1 pp | 5120.049 | 8.28 | 34.30 | 42.38 | 40.91 | 41.11 | 54.00 | -12.89 Average |
| 2 | 5149.980 | 8.33 | 34.32 | 42.36 | 39.58 | 39.87 | 54.00 | -14.13 Average |
| 3 | 5270.000 | 8.51 | 34.42 | 42.24 | 92.46 | 93.15 | ----- | ----- Average |



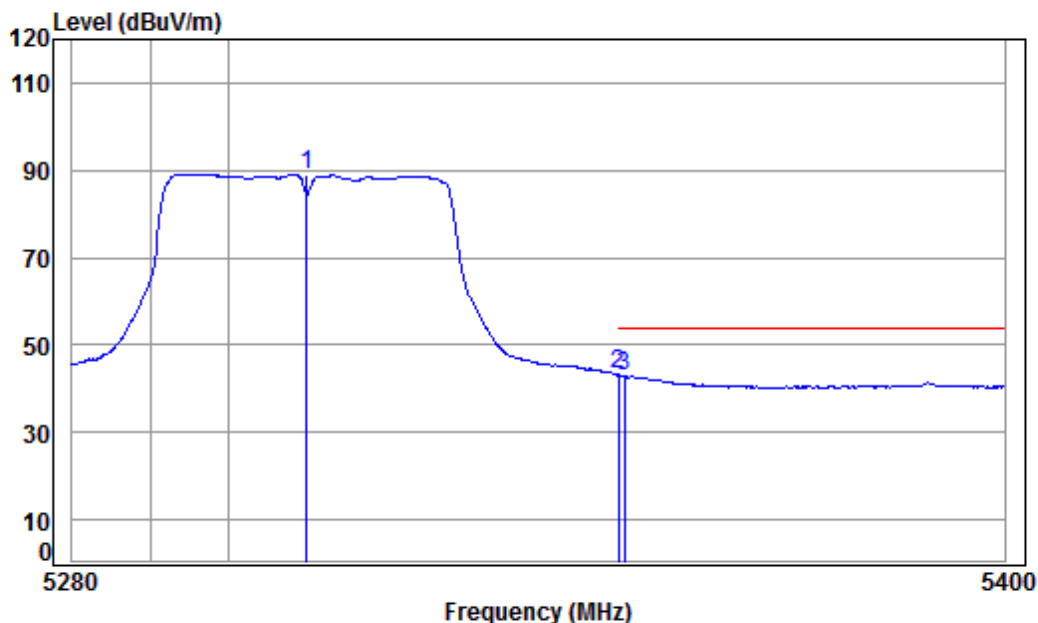
Mode:h; Polarization:Horizontal; Modulation:802.11ac; bandwidth:40MHz; Channel:High



Condition: 3m HORIZONTAL
Job No : 02324CR
Mode : 5310 Band edge
Note : 5G WiFi 11AC 40

| | | Cable | Ant | Preamp | Read | Limit | Over | |
|---|-------------|-------|--------|--------|-------|--------|--------|--------------|
| | Freq | Loss | Factor | Factor | Level | Level | Line | Limit Remark |
| | MHz | dB | dB/m | dB | dBuV | dBuV/m | dBuV/m | dB |
| 1 | pp 5310.000 | 8.57 | 34.45 | 42.21 | 95.68 | 96.49 | 68.20 | 28.29 peak |
| 2 | 5350.020 | 8.63 | 34.48 | 42.17 | 50.69 | 51.63 | 74.00 | -22.37 peak |
| 3 | 5355.165 | 8.64 | 34.49 | 42.16 | 51.64 | 52.61 | 74.00 | -21.39 peak |

Mode:h; Polarization:Horizontal; Modulation:802.11ac; bandwidth:40MHz; Channel:High



Condition: 3m HORIZONTAL

Job No : 02324CR

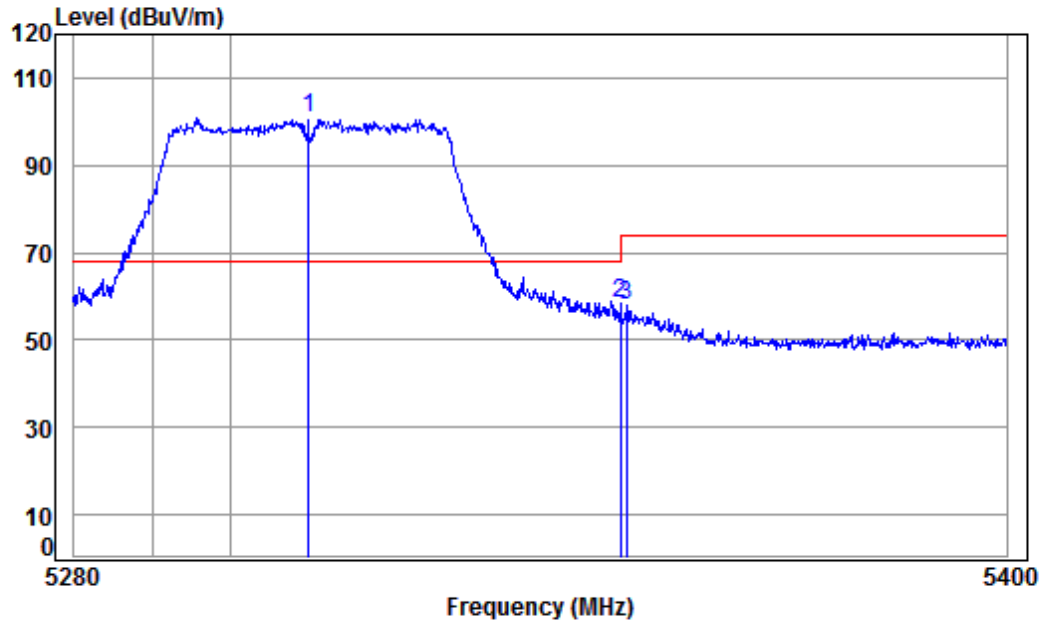
Mode : 5310 Band edge

Note : 5G WiFi 11AC 40

| | | Cable | Ant | Preamp | Read | Limit | Over | |
|---|-------------|-------|--------|--------|-------|--------|--------|----------------|
| | Freq | Loss | Factor | Factor | Level | Level | Line | Limit Remark |
| | MHz | dB | dB/m | dB | dBuV | dBuV/m | dBuV/m | dB |
| 1 | 5310.000 | 8.57 | 34.45 | 42.21 | 88.35 | 89.16 | ----- | ----- Average |
| 2 | pp 5350.020 | 8.63 | 34.48 | 42.17 | 42.25 | 43.19 | 54.00 | -10.81 Average |
| 3 | 5350.714 | 8.63 | 34.48 | 42.17 | 42.06 | 43.00 | 54.00 | -11.00 Average |



Mode:h; Polarization:Vertical; Modulation:802.11ac; bandwidth:40MHz; Channel:High



Condition: 3m VERTICAL

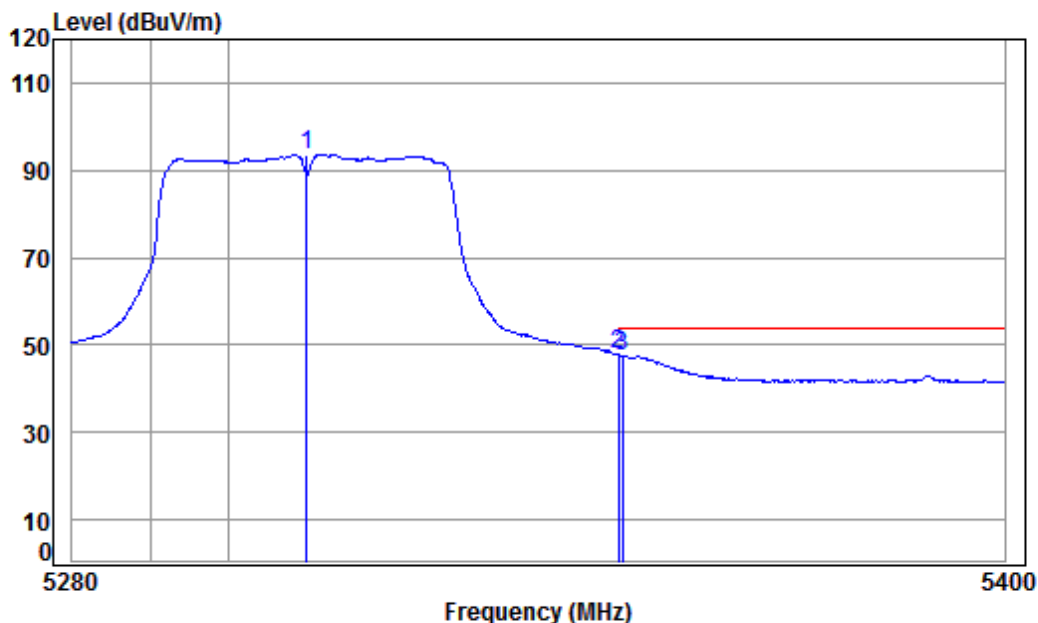
Job No : 02324CR

Mode : 5310 Band edge

Note : 5G WiFi 11AC 40

| | | Cable | Ant | Preamp | Read | Limit | Over | |
|------|----------|-------|--------|--------|-------|--------|--------|--------------|
| | Freq | Loss | Factor | Factor | Level | Level | Line | Limit Remark |
| | MHz | dB | dB/m | dB | dBuV | dBuV/m | dBuV/m | dB |
| 1 pp | 5310.000 | 8.57 | 34.45 | 42.21 | 99.93 | 100.74 | 68.20 | 32.54 Peak |
| 2 | 5350.020 | 8.63 | 34.48 | 42.17 | 57.28 | 58.22 | 74.00 | -15.78 Peak |
| 3 | 5350.714 | 8.63 | 34.48 | 42.17 | 56.80 | 57.74 | 74.00 | -16.26 Peak |

Mode:h; Polarization:Vertical; Modulation:802.11ac; bandwidth:40MHz; Channel:High



Condition: 3m VERTICAL

Job No : 02324CR

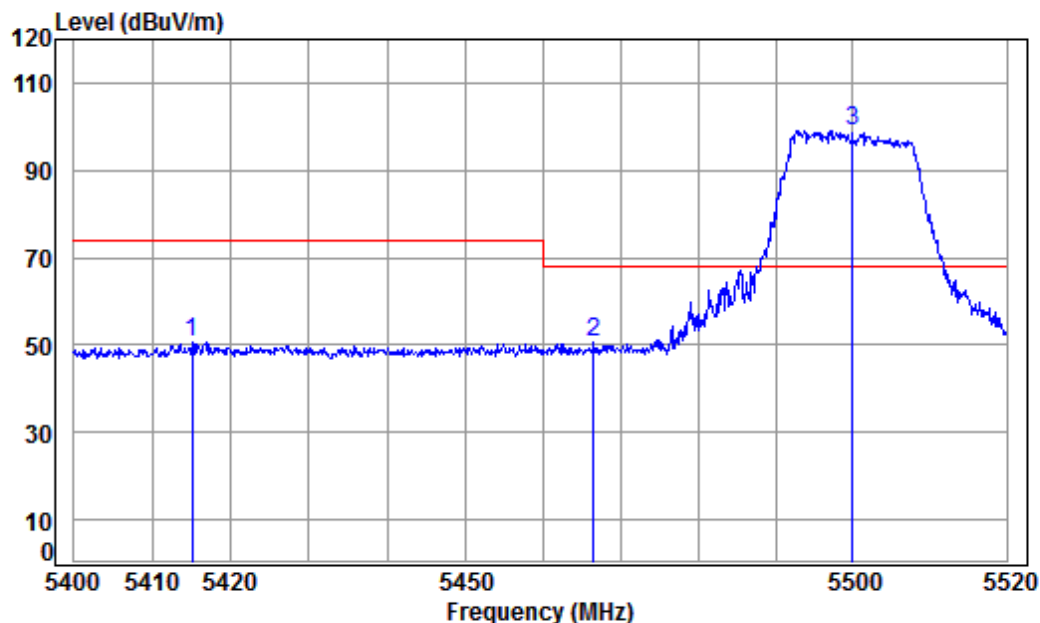
Mode : 5310 Band edge

Note : 5G WiFi 11AC 40

| | | Cable | Ant | Preamp | Read | Limit | Over | |
|---|-------------|-------|--------|--------|-------|--------|--------|---------------|
| | Freq | Loss | Factor | Factor | Level | Level | Line | Limit Remark |
| | MHz | dB | dB/m | dB | dBuV | dBuV/m | dBuV/m | dB |
| 1 | 5310.000 | 8.57 | 34.45 | 42.21 | 92.71 | 93.52 | ----- | ----- Average |
| 2 | pp 5350.020 | 8.63 | 34.48 | 42.17 | 46.88 | 47.82 | 54.00 | -6.18 Average |
| 3 | 5350.474 | 8.63 | 34.48 | 42.17 | 46.64 | 47.58 | 54.00 | -6.42 Average |



Mode:i; Polarization:Horizontal; Modulation:802.11a; bandwidth:20MHz; Channel:Low



Condition: 3m HORIZONTAL

Job No : 02324CR

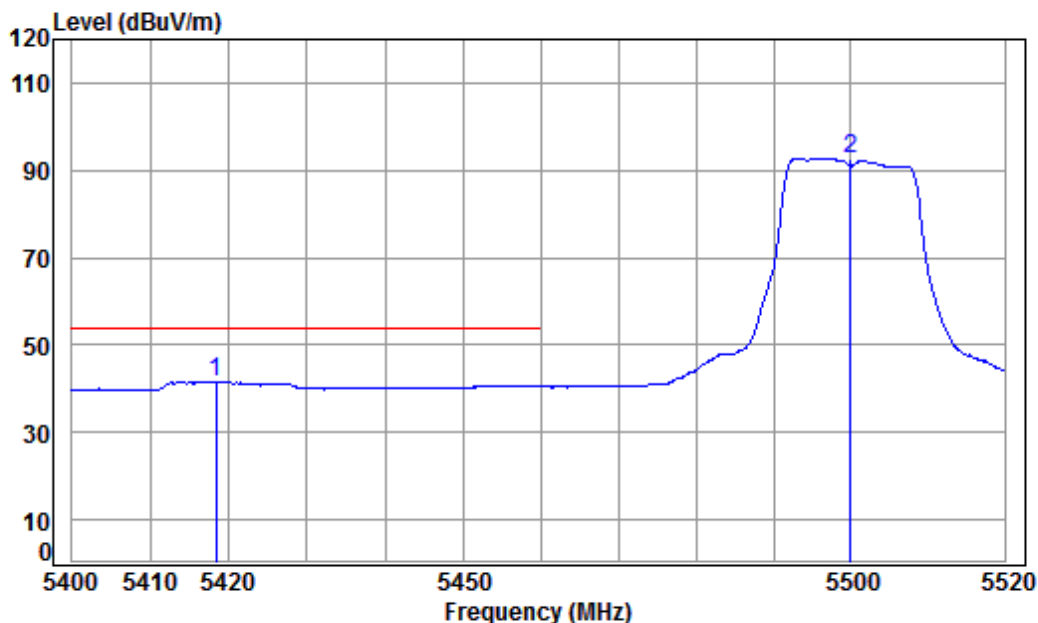
Mode : 5500 Band edge

Note : 5G WiFi 11A 20

| | | Cable | Ant | Preamp | Read | Limit | Over | |
|------|----------|-------|--------|--------|-------|--------|--------|--------------|
| | Freq | Loss | Factor | Factor | Level | Level | Line | Limit Remark |
| | MHz | dB | dB/m | dB | dBuV | dBuV/m | dBuV/m | dB |
| 1 | 5415.094 | 8.73 | 34.53 | 42.11 | 49.50 | 50.65 | 74.00 | -23.35 peak |
| 2 | 5466.515 | 8.80 | 34.57 | 42.06 | 49.38 | 50.69 | 68.20 | -17.51 peak |
| 3 pp | 5500.000 | 8.85 | 34.60 | 42.03 | 97.54 | 98.96 | 68.20 | 30.76 peak |



Mode:i; Polarization:Horizontal; Modulation:802.11a; bandwidth:20MHz; Channel:Low

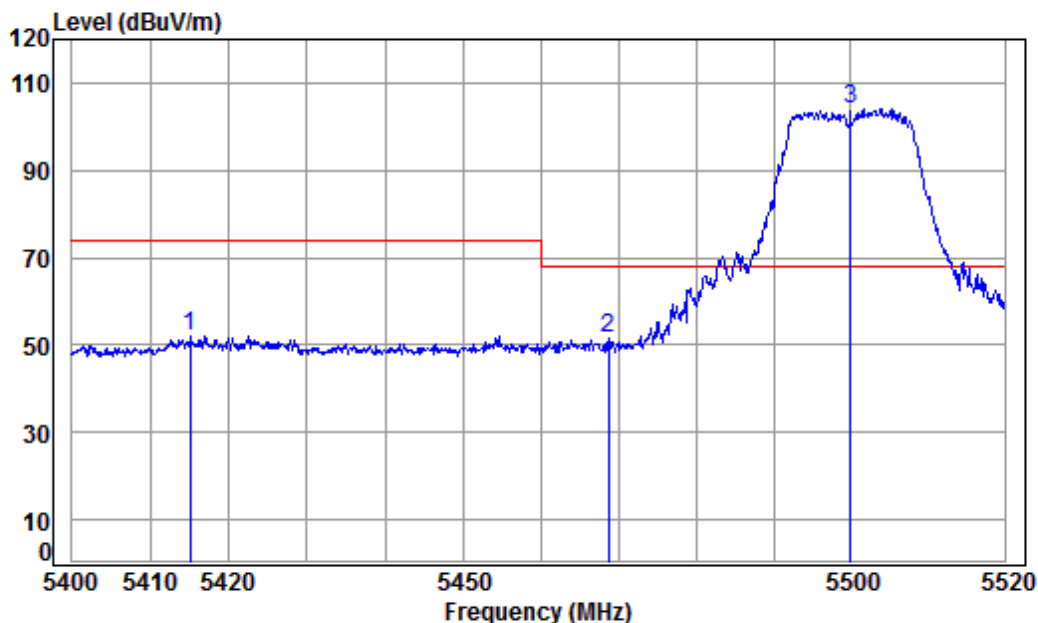


Condition: 3m HORIZONTAL
Job No : 02324CR
Mode : 5500 Band edge
Note : 5G WiFi 11A 20

| | | Cable | Ant | Preamp | Read | Limit | Over | |
|------|----------|-------|--------|--------|-------|--------|--------|----------------|
| | Freq | Loss | Factor | Factor | Level | Level | Line | Limit Remark |
| | MHz | dB | dB/m | dB | dBuV | dBuV/m | dBuV/m | dB |
| 1 pp | 5418.428 | 8.73 | 34.54 | 42.11 | 40.46 | 41.62 | 54.00 | -12.38 Average |
| 2 | 5500.000 | 8.85 | 34.60 | 42.03 | 91.30 | 92.72 | ----- | ----- Average |



Mode:i; Polarization:Vertical; Modulation:802.11a; bandwidth:20MHz; Channel:Low



Condition: 3m VERTICAL

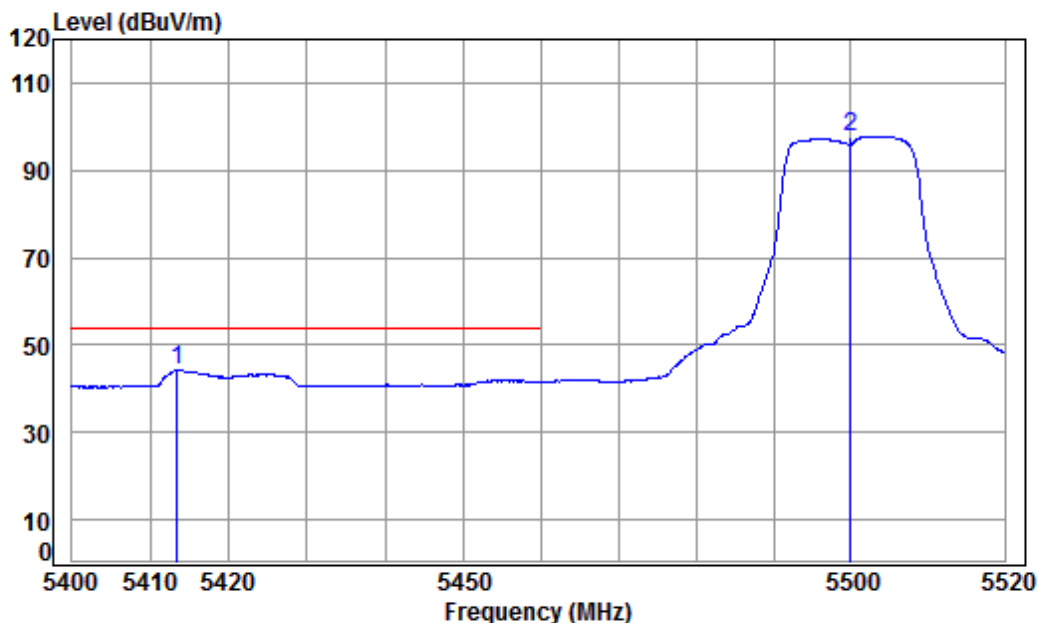
Job No : 02324CR

Mode : 5500 Band edge

Note : 5G WiFi 11A 20

| | | Cable | Ant | Preamp | Read | Limit | Over | |
|------|----------|-------|--------|--------|--------|--------|--------|--------------|
| | Freq | Loss | Factor | Factor | Level | Level | Line | Limit Remark |
| | MHz | dB | dB/m | dB | dBuV | dBuV/m | dBuV/m | dB |
| 1 | 5415.094 | 8.73 | 34.53 | 42.11 | 51.07 | 52.22 | 74.00 | -21.78 Peak |
| 2 | 5468.678 | 8.80 | 34.58 | 42.06 | 50.20 | 51.52 | 68.20 | -16.68 peak |
| 3 pp | 5500.000 | 8.85 | 34.60 | 42.03 | 102.54 | 103.96 | 68.20 | 35.76 Peak |

Mode:i; Polarization:Vertical; Modulation:802.11a; bandwidth:20MHz; Channel:Low



Condition: 3m VERTICAL

Job No : 02324CR

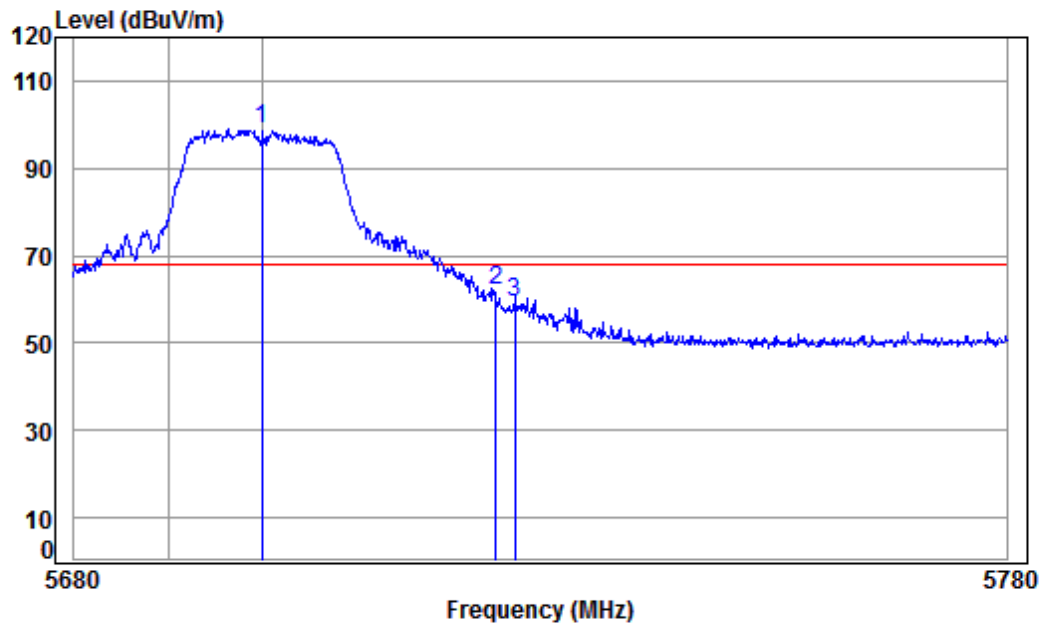
Mode : 5500 Band edge

Note : 5G WiFi 11A 20

| | | Cable | Ant | Preamp | Read | Limit | Over | |
|------|----------|-------|--------|--------|-------|--------|--------|---------------|
| | Freq | Loss | Factor | Factor | Level | Level | Line | Limit Remark |
| | MHz | dB | dB/m | dB | dBuV | dBuV/m | dBuV/m | dB |
| 1 pp | 5413.428 | 8.72 | 34.53 | 42.11 | 43.06 | 44.20 | 54.00 | -9.80 Average |
| 2 | 5500.000 | 8.85 | 34.60 | 42.03 | 96.42 | 97.84 | ----- | ----- Average |



Mode:i; Polarization:Horizontal; Modulation:802.11a; bandwidth:20MHz; Channel:High

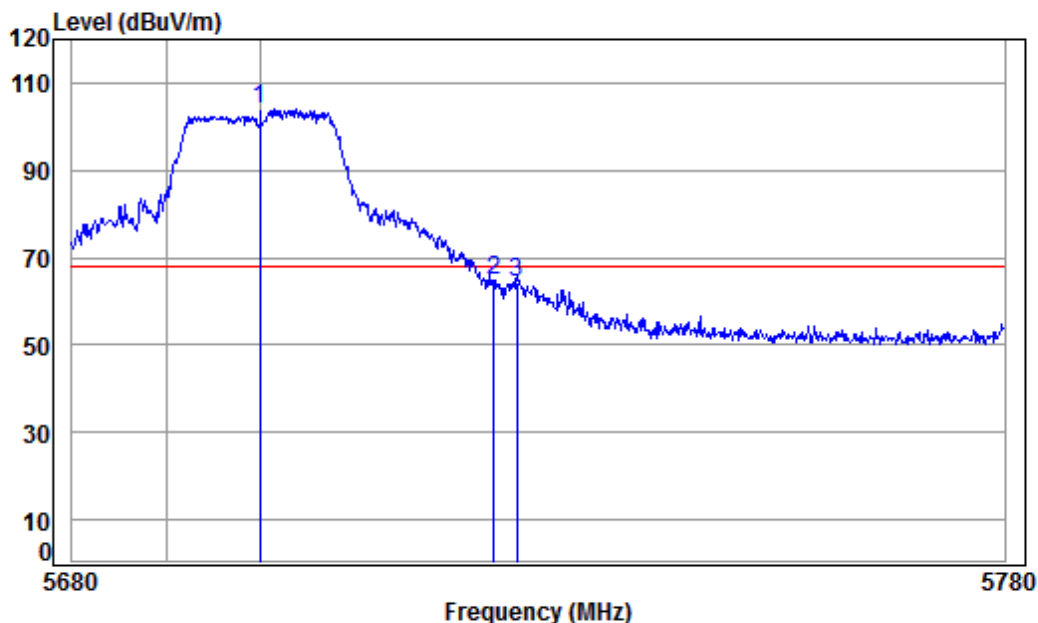


Condition: 3m HORIZONTAL
Job No : 02324CR
Mode : 5700 Band edge
Note : 5G WiFi 11A 20

| | | Cable | Ant | Preamp | Read | Limit | Over | |
|---|-------------|-------|--------|--------|-------|--------|--------|------------|
| | Freq | Loss | Factor | Factor | Level | Level | Line | Remark |
| | MHz | dB | dB/m | dB | dBuV | dBuV/m | dBuV/m | dB |
| 1 | pp 5700.000 | 9.56 | 34.81 | 41.86 | 96.35 | 98.86 | 68.20 | 30.66 peak |
| 2 | 5725.000 | 9.64 | 34.83 | 41.84 | 59.33 | 61.96 | 68.20 | -6.24 peak |
| 3 | 5727.083 | 9.65 | 34.83 | 41.84 | 56.86 | 59.50 | 68.20 | -8.70 peak |



Mode:i; Polarization:Vertical; Modulation:802.11a; bandwidth:20MHz; Channel:High

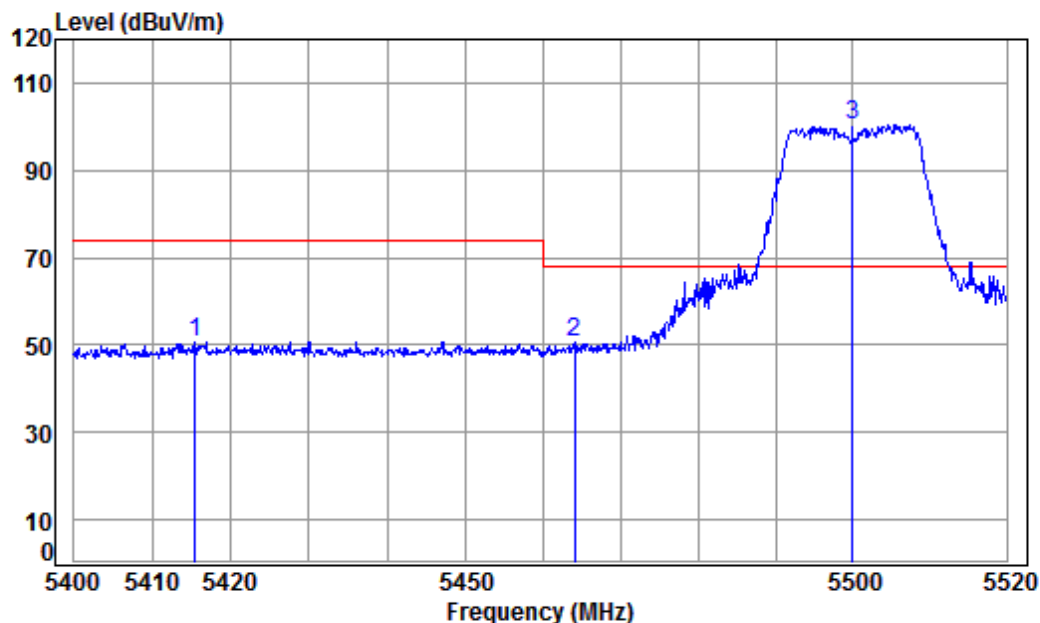


Condition: 3m VERTICAL
Job No : 02324CR
Mode : 5700 Band edge
Note : 5G WiFi 11A 20

| | | Cable | Ant | Preamp | Read | Limit | Over | |
|---|-------------|-------|--------|--------|--------|--------|--------|--------------|
| | Freq | Loss | Factor | Factor | Level | Level | Line | Limit Remark |
| | MHz | dB | dB/m | dB | dBuV | dBuV/m | dBuV/m | dB |
| 1 | pp 5700.000 | 9.56 | 34.81 | 41.86 | 101.32 | 103.83 | 68.20 | 35.63 Peak |
| 2 | 5725.000 | 9.64 | 34.83 | 41.84 | 62.30 | 64.93 | 68.20 | -3.27 Peak |
| 3 | 5727.482 | 9.65 | 34.83 | 41.84 | 61.87 | 64.51 | 68.20 | -3.69 Peak |



Mode:i; Polarization:Horizontal; Modulation:802.11n; bandwidth:20MHz; Channel:Low



Condition: 3m HORIZONTAL

Job No : 02324CR

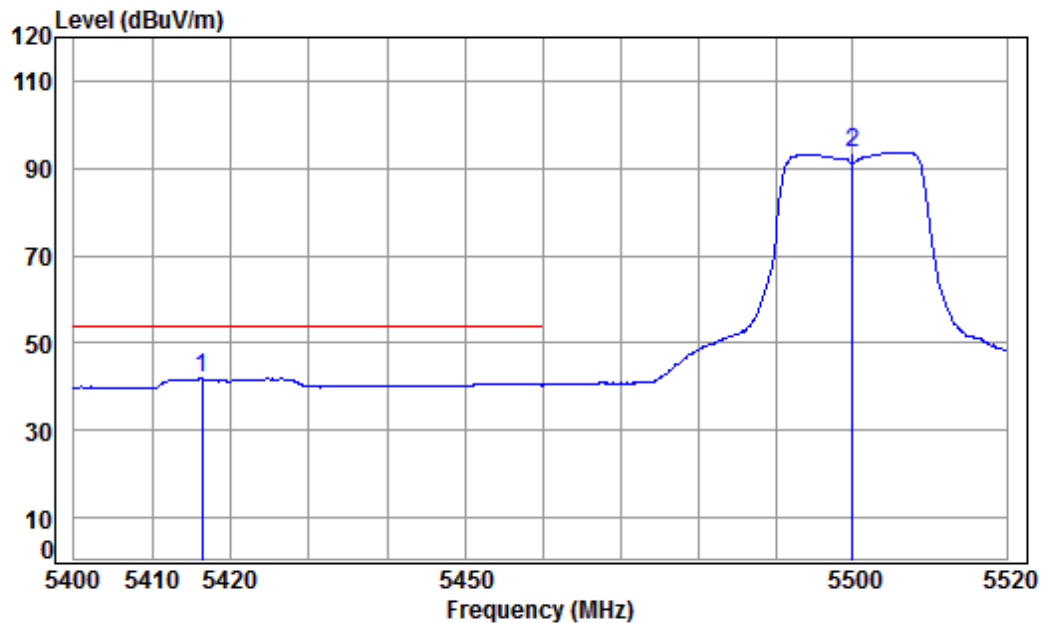
Mode : 5500 Band edge

Note : 5G WiFi 11N 20

| | | Cable | Ant | Preamp | Read | | Limit | Over | |
|------|----------|-------|--------|--------|-------|--------|--------|--------|--------|
| | Freq | Loss | Factor | Factor | Level | Level | Line | Limit | Remark |
| | MHz | dB | dB/m | dB | dBuV | dBuV/m | dBuV/m | dB | |
| 1 | 5415.451 | 8.73 | 34.53 | 42.11 | 49.71 | 50.86 | 74.00 | -23.14 | peak |
| 2 | 5464.112 | 8.80 | 34.57 | 42.07 | 49.14 | 50.44 | 68.20 | -17.76 | peak |
| 3 pp | 5500.000 | 8.85 | 34.60 | 42.03 | 98.99 | 100.41 | 68.20 | 32.21 | peak |



Mode:i; Polarization:Horizontal; Modulation:802.11n; bandwidth:20MHz; Channel:Low

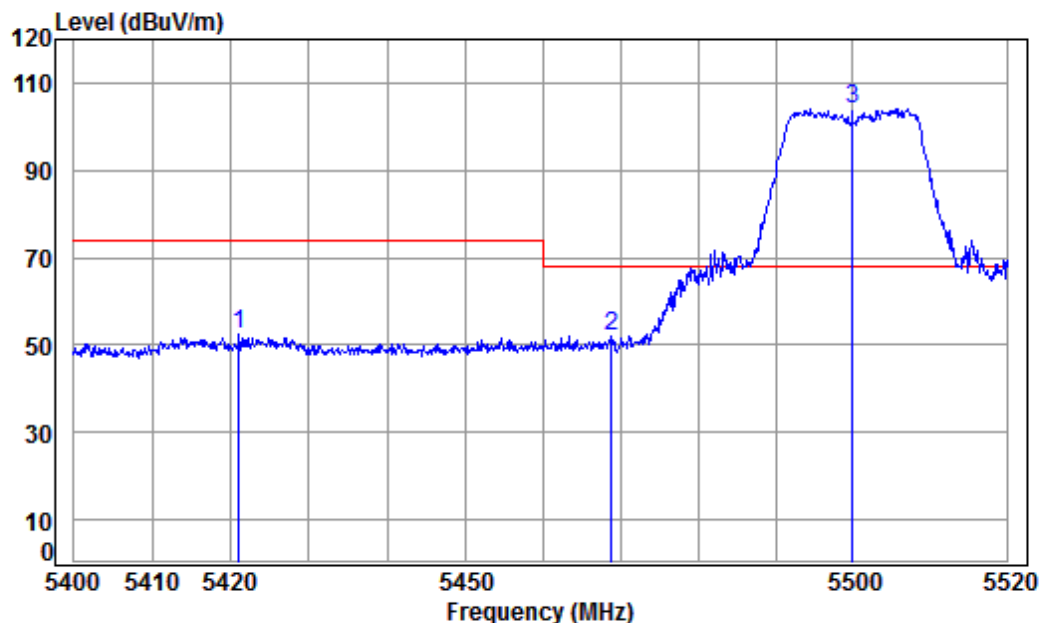


Condition: 3m HORIZONTAL
Job No : 02324CR
Mode : 5500 Band edge
Note : 5G WiFi 11N 20

| | | Cable | Ant | Preamp | Read | Limit | Over | |
|------|----------|-------|--------|--------|-------|--------|--------|----------------|
| | Freq | Loss | Factor | Factor | Level | Level | Line | Limit Remark |
| | MHz | dB | dB/m | dB | dBuV | dBuV/m | dBuV/m | dB |
| 1 pp | 5416.285 | 8.73 | 34.54 | 42.11 | 40.78 | 41.94 | 54.00 | -12.06 Average |
| 2 | 5500.000 | 8.85 | 34.60 | 42.03 | 92.34 | 93.76 | ----- | ----- Average |



Mode:i; Polarization:Vertical; Modulation:802.11n; bandwidth:20MHz; Channel:Low



Condition: 3m VERTICAL

Job No : 02324CR

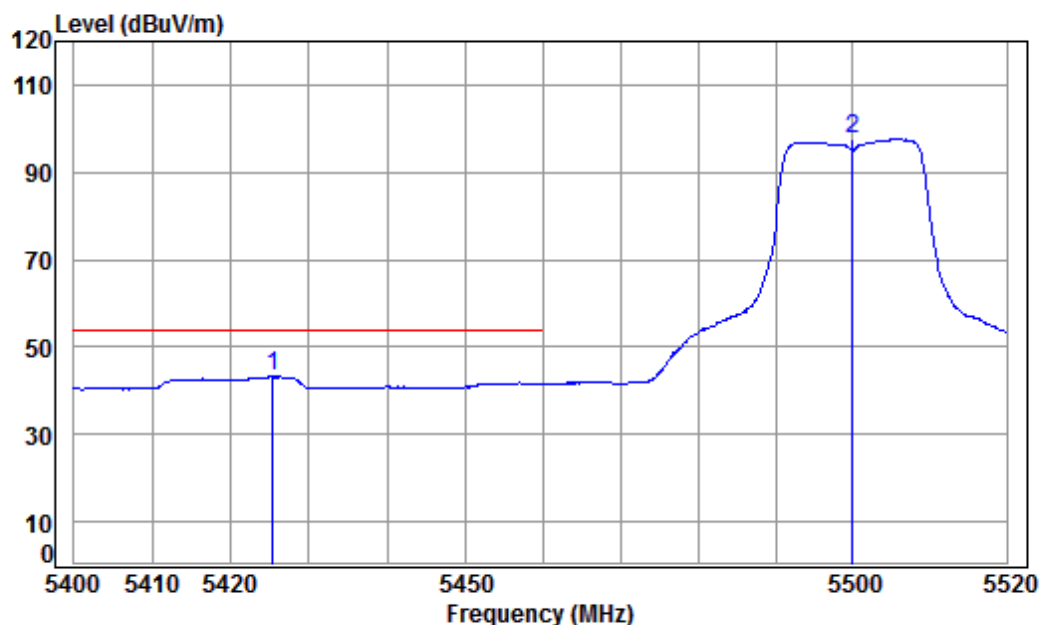
Mode : 5500 Band edge

Note : 5G WiFi 11N 20

| | | Cable | Ant | Preamp | Read | Limit | Over | |
|------|----------|-------|--------|--------|--------|--------|--------|--------------|
| | Freq | Loss | Factor | Factor | Level | Level | Line | Limit Remark |
| | MHz | dB | dB/m | dB | dBuV | dBuV/m | dBuV/m | dB |
| 1 | 5421.048 | 8.73 | 34.54 | 42.10 | 51.23 | 52.40 | 74.00 | -21.60 Peak |
| 2 | 5468.798 | 8.80 | 34.58 | 42.06 | 50.77 | 52.09 | 68.20 | -16.11 peak |
| 3 pp | 5500.000 | 8.85 | 34.60 | 42.03 | 102.83 | 104.25 | 68.20 | 36.05 Peak |



Mode:i; Polarization:Vertical; Modulation:802.11n; bandwidth:20MHz; Channel:Low



Condition: 3m VERTICAL

Job No : 02324CR

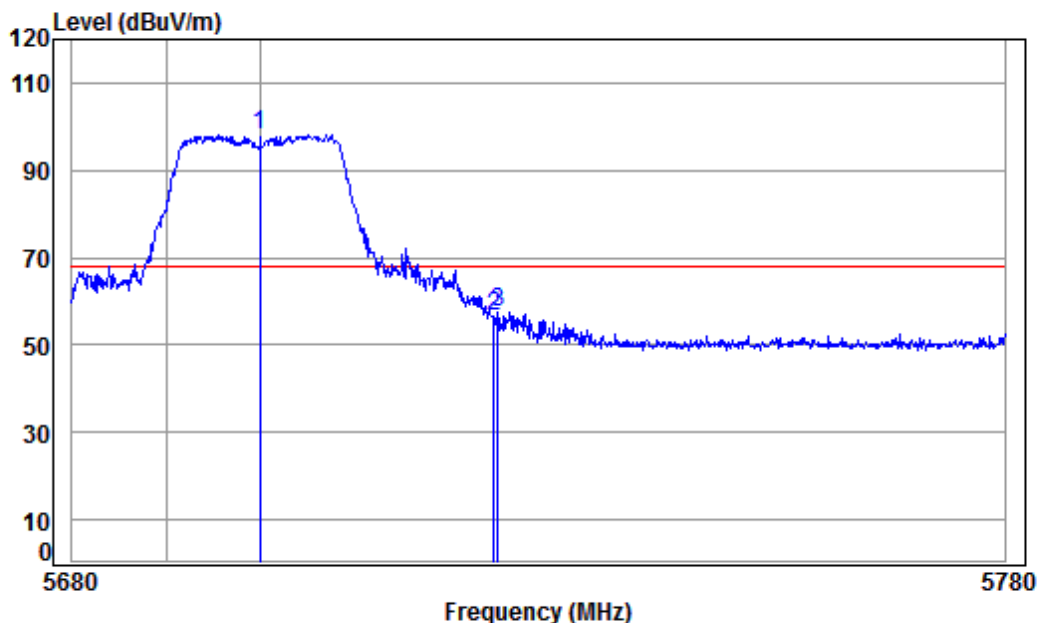
Mode : 5500 Band edge

Note : 5G WiFi 11N 20

| | | Cable | Ant | Preamp | Read | Limit | Over | |
|------|----------|-------|--------|--------|-------|--------|--------|----------------|
| | Freq | Loss | Factor | Factor | Level | Level | Line | Limit Remark |
| | MHz | dB | dB/m | dB | dBuV | dBuV/m | dBuV/m | dB |
| 1 pp | 5425.339 | 8.74 | 34.54 | 42.10 | 42.06 | 43.24 | 54.00 | -10.76 Average |
| 2 | 5500.000 | 8.85 | 34.60 | 42.03 | 96.10 | 97.52 | ----- | ----- Average |



Mode:i; Polarization:Horizontal; Modulation:802.11n; bandwidth:20MHz; Channel:High



Condition: 3m HORIZONTAL

Job No : 02324CR

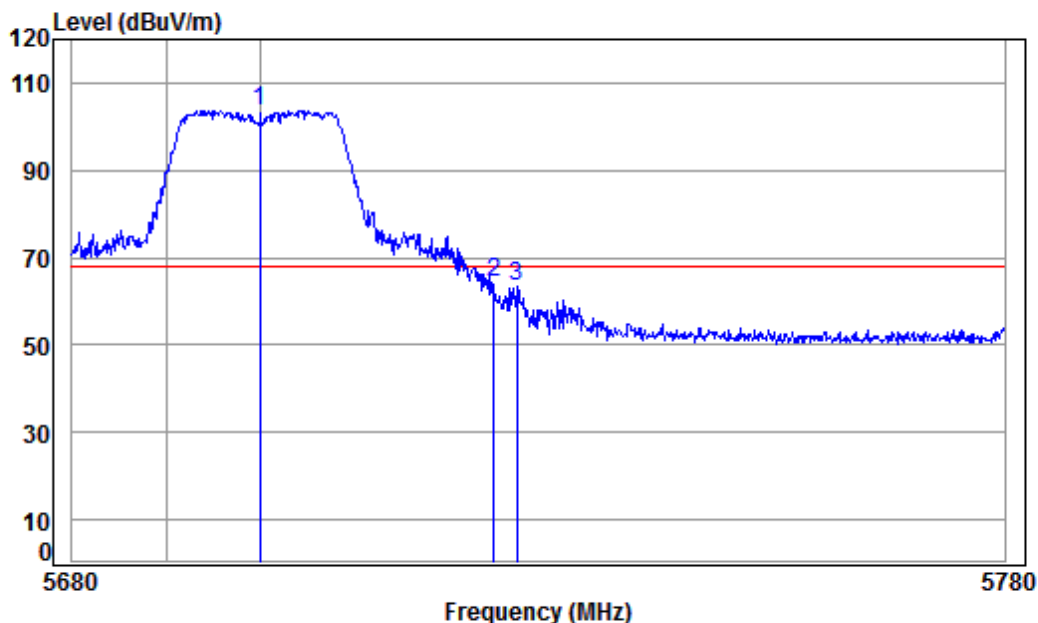
Mode : 5700 Band edge

Note : 5G WiFi 11N 20

| | | Cable | Ant | Preamp | Read | Limit | Over | |
|---|-------------|-------|--------|--------|-------|--------|--------|--------------|
| | Freq | Loss | Factor | Factor | Level | Level | Line | Limit Remark |
| | MHz | dB | dB/m | dB | dBuV | dBuV/m | dBuV/m | dB |
| 1 | pp 5700.000 | 9.56 | 34.81 | 41.86 | 95.62 | 98.13 | 68.20 | 29.93 peak |
| 2 | 5725.000 | 9.64 | 34.83 | 41.84 | 53.97 | 56.60 | 68.20 | -11.60 peak |
| 3 | 5725.483 | 9.64 | 34.83 | 41.84 | 55.02 | 57.65 | 68.20 | -10.55 peak |



Mode:i; Polarization:Vertical; Modulation:802.11n; bandwidth:20MHz; Channel:High

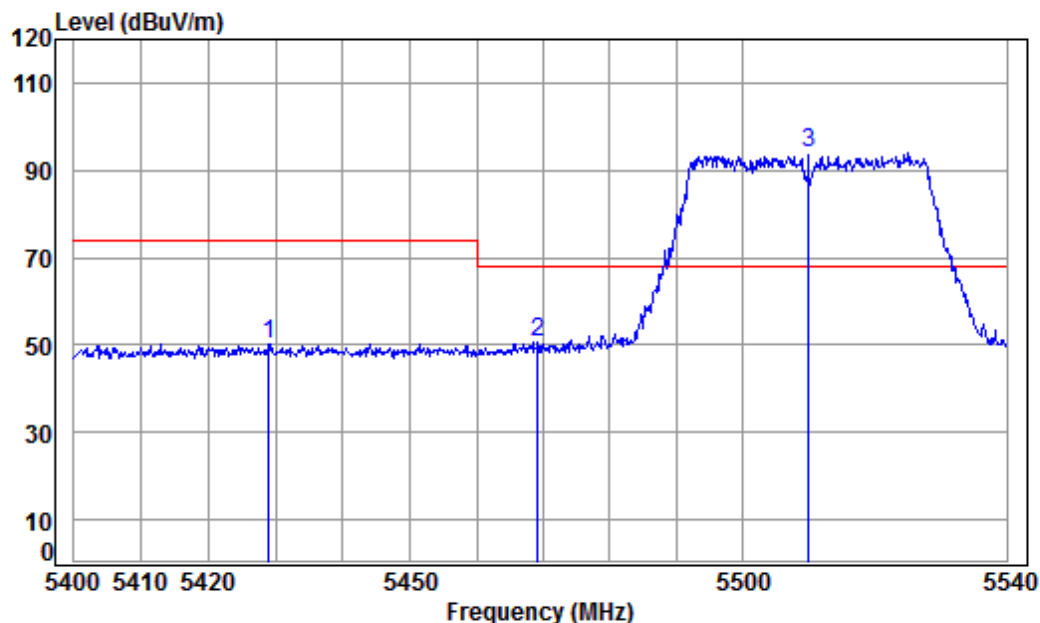


Condition: 3m VERTICAL
Job No : 02324CR
Mode : 5700 Band edge
Note : 5G WiFi 11N 20

| | | Cable | Ant | Preamp | Read | | Limit | Over | |
|---|-------------|-------|--------|--------|--------|--------|--------|-------|--------|
| | Freq | Loss | Factor | Factor | Level | Level | Line | Limit | Remark |
| | MHz | dB | dB/m | dB | dBuV | dBuV/m | dBuV/m | dB | |
| 1 | pp 5700.000 | 9.56 | 34.81 | 41.86 | 101.18 | 103.69 | 68.20 | 35.49 | Peak |
| 2 | 5725.000 | 9.64 | 34.83 | 41.84 | 61.66 | 64.29 | 68.20 | -3.91 | Peak |
| 3 | 5727.482 | 9.65 | 34.83 | 41.84 | 60.65 | 63.29 | 68.20 | -4.91 | Peak |



Mode:i; Polarization:Horizontal; Modulation:802.11n; bandwidth:40MHz; Channel:Low



Condition: 3m HORIZONTAL

Job No : 02324CR

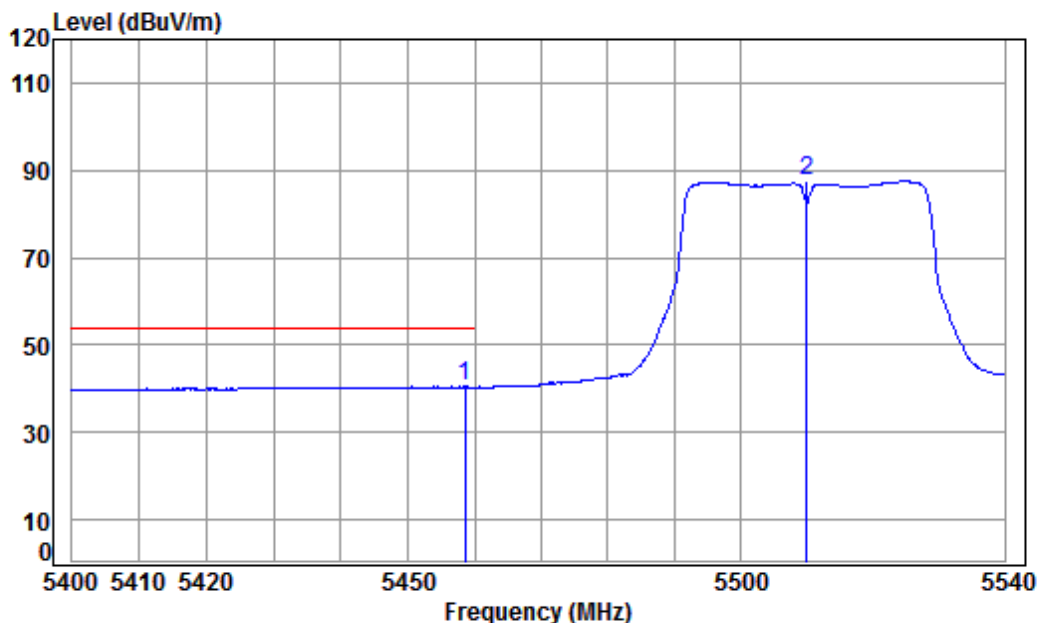
Mode : 5510 Band edge

Note : 5G WiFi 11N 40

| | | Cable | Ant | Preamp | Read | Limit | Over | |
|------|----------|-------|--------|--------|-------|--------|--------|--------------|
| | Freq | Loss | Factor | Factor | Level | Level | Line | Limit Remark |
| | MHz | dB | dB/m | dB | dBuV | dBuV/m | dBuV/m | dB |
| 1 | 5428.964 | 8.75 | 34.55 | 42.10 | 48.95 | 50.15 | 74.00 | -23.85 peak |
| 2 | 5469.132 | 8.81 | 34.58 | 42.06 | 49.42 | 50.75 | 68.20 | -17.45 peak |
| 3 pp | 5510.000 | 8.89 | 34.61 | 42.02 | 92.51 | 93.99 | 68.20 | 25.79 peak |



Mode:i; Polarization:Horizontal; Modulation:802.11n; bandwidth:40MHz; Channel:Low

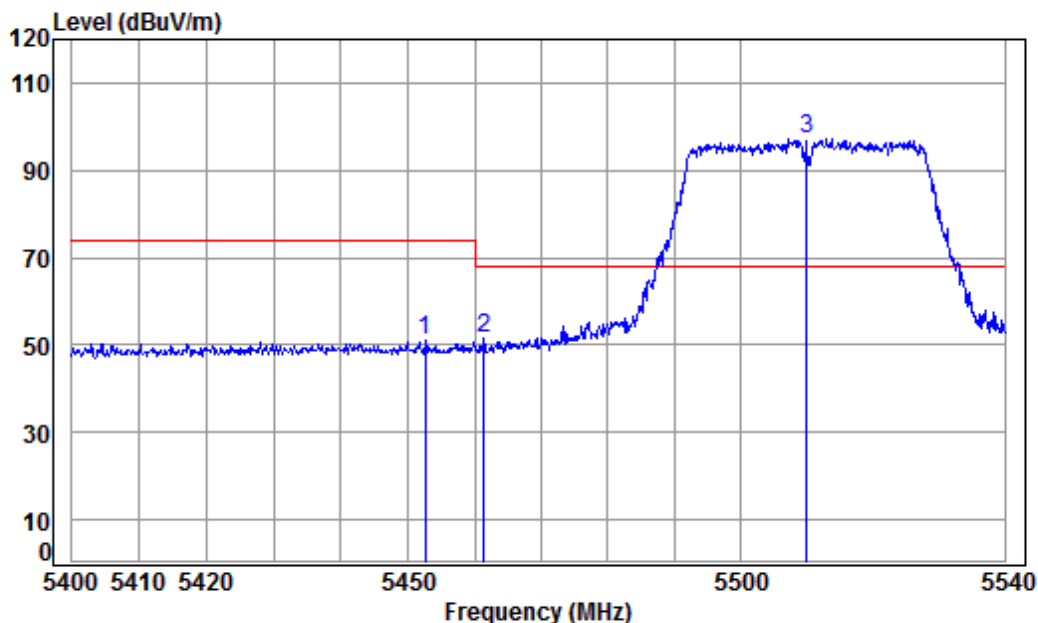


Condition: 3m HORIZONTAL
Job No : 02324CR
Mode : 5510 Band edge
Note : 5G WiFi 11N 40

| | | Cable | Ant | Preamp | Read | Limit | Over | |
|------|----------|-------|--------|--------|-------|--------|--------|----------------|
| | Freq | Loss | Factor | Factor | Level | Level | Line | Limit Remark |
| | MHz | dB | dB/m | dB | dBuV | dBuV/m | dBuV/m | dB |
| 1 pp | 5458.643 | 8.79 | 34.57 | 42.07 | 39.17 | 40.46 | 54.00 | -13.54 Average |
| 2 | 5510.000 | 8.89 | 34.61 | 42.02 | 85.94 | 87.42 | ----- | ----- Average |



Mode:i; Polarization:Vertical; Modulation:802.11n; bandwidth:40MHz; Channel:Low



Condition: 3m VERTICAL

Job No : 02324CR

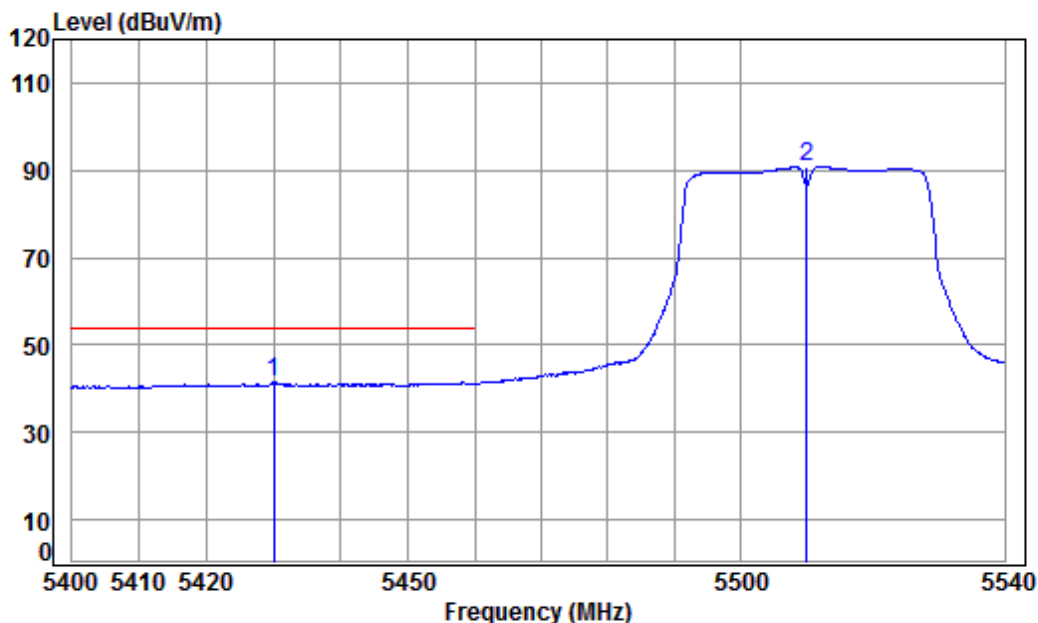
Mode : 5510 Band edge

Note : 5G WiFi 11N 40

| | | Cable | Ant | Preamp | Read | | Limit | Over | |
|------|----------|-------|--------|--------|-------|--------|--------|--------|--------|
| | Freq | Loss | Factor | Factor | Level | Level | Line | Limit | Remark |
| | MHz | dB | dB/m | dB | dBuV | dBuV/m | dBuV/m | dB | |
| 1 | 5452.639 | 8.78 | 34.56 | 42.08 | 49.63 | 50.89 | 74.00 | -23.11 | Peak |
| 2 | 5461.438 | 8.79 | 34.57 | 42.07 | 50.43 | 51.72 | 68.20 | -16.48 | peak |
| 3 pp | 5510.000 | 8.89 | 34.61 | 42.02 | 95.60 | 97.08 | 68.20 | 28.88 | Peak |



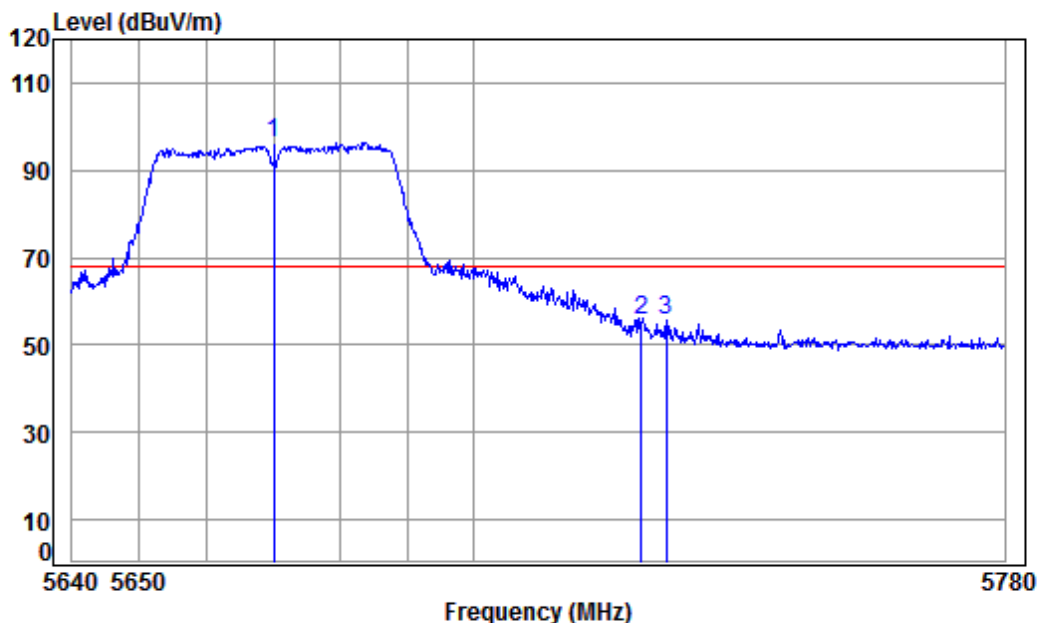
Mode:i; Polarization:Vertical; Modulation:802.11n; bandwidth:40MHz; Channel:Low



Condition: 3m VERTICAL
Job No : 02324CR
Mode : 5510 Band edge
Note : 5G WiFi 11N 40

| | | Cable | Ant | Preamp | Read | Limit | Over | |
|------|----------|-------|--------|--------|-------|--------|--------|----------------|
| | Freq | Loss | Factor | Factor | Level | Level | Line | Limit Remark |
| | MHz | dB | dB/m | dB | dBuV | dBuV/m | dBuV/m | dB |
| 1 pp | 5430.076 | 8.75 | 34.55 | 42.10 | 40.25 | 41.45 | 54.00 | -12.55 Average |
| 2 | 5510.000 | 8.89 | 34.61 | 42.02 | 89.25 | 90.73 | ----- | ----- Average |

Mode:i; Polarization:Horizontal; Modulation:802.11n; bandwidth:40MHz; Channel:High



Condition: 3m HORIZONTAL

Job No : 02324CR

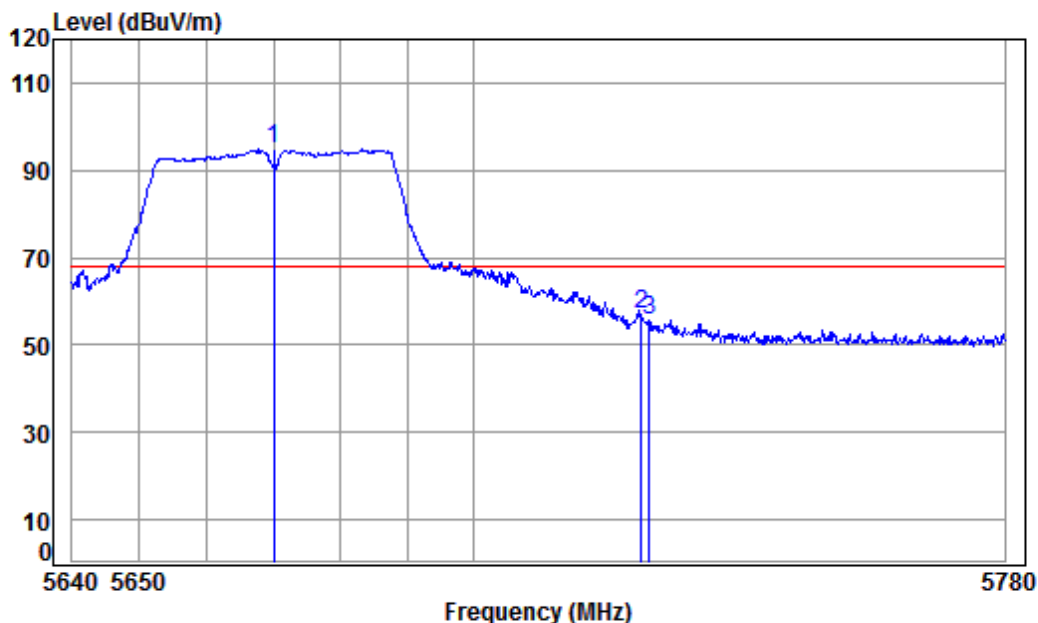
Mode : 5670 Band edge

Note : 5G WiFi 11N 40

| | | Cable | Ant | Preamp | Read | Limit | Over | |
|------|----------|-------|--------|--------|-------|--------|--------|-------------|
| | Freq | Loss | Factor | Factor | Level | Level | Line | Remark |
| | MHz | dB | dB/m | dB | dBuV | dBuV/m | dBuV/m | dB |
| 1 pp | 5670.000 | 9.45 | 34.77 | 41.88 | 94.04 | 96.38 | 68.20 | 28.18 peak |
| 2 | 5725.000 | 9.64 | 34.83 | 41.84 | 53.11 | 55.74 | 68.20 | -12.46 peak |
| 3 | 5728.783 | 9.66 | 34.83 | 41.83 | 52.91 | 55.57 | 68.20 | -12.63 peak |



Mode:i; Polarization:Vertical; Modulation:802.11n; bandwidth:40MHz; Channel:High

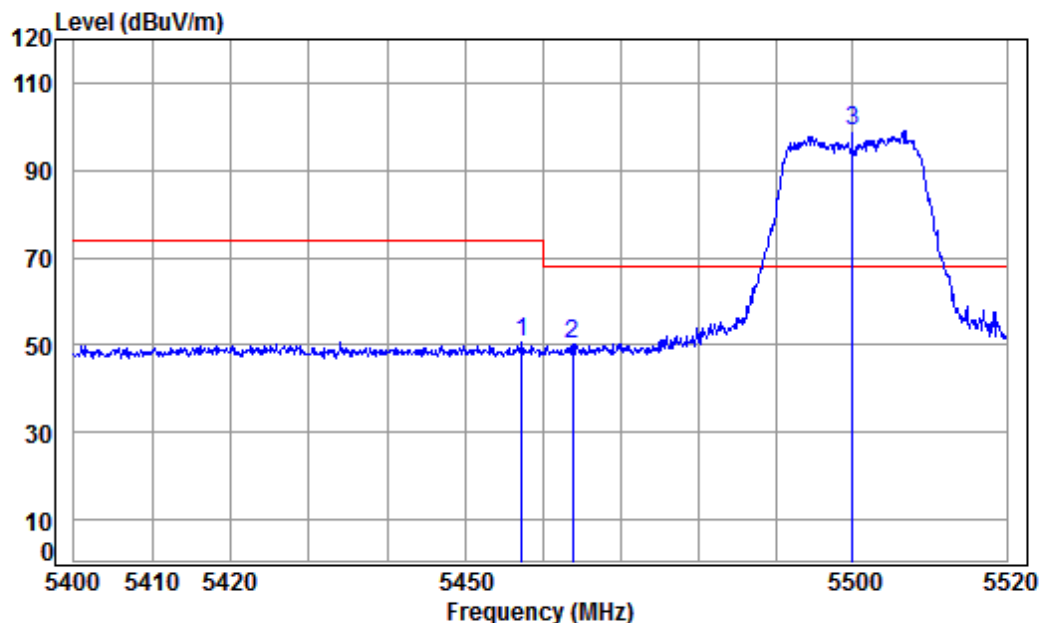


Condition: 3m VERTICAL
Job No : 02324CR
Mode : 5670 Band edge
Note : 5G WiFi 11N 40

| | | Cable | Ant | Preamp | Read | Limit | Over | |
|------|----------|-------|--------|--------|-------|--------|--------|-------------|
| | Freq | Loss | Factor | Factor | Level | Level | Line | Remark |
| | MHz | dB | dB/m | dB | dBuV | dBuV/m | dBuV/m | dB |
| 1 pp | 5670.000 | 9.45 | 34.77 | 41.88 | 92.52 | 94.86 | 68.20 | 26.66 Peak |
| 2 | 5725.000 | 9.64 | 34.83 | 41.84 | 54.54 | 57.17 | 68.20 | -11.03 Peak |
| 3 | 5726.255 | 9.65 | 34.83 | 41.84 | 53.05 | 55.69 | 68.20 | -12.51 Peak |



Mode:i; Polarization:Horizontal; Modulation:802.11ac; bandwidth:20MHz; Channel:Low



Condition: 3m HORIZONTAL

Job No : 02324CR

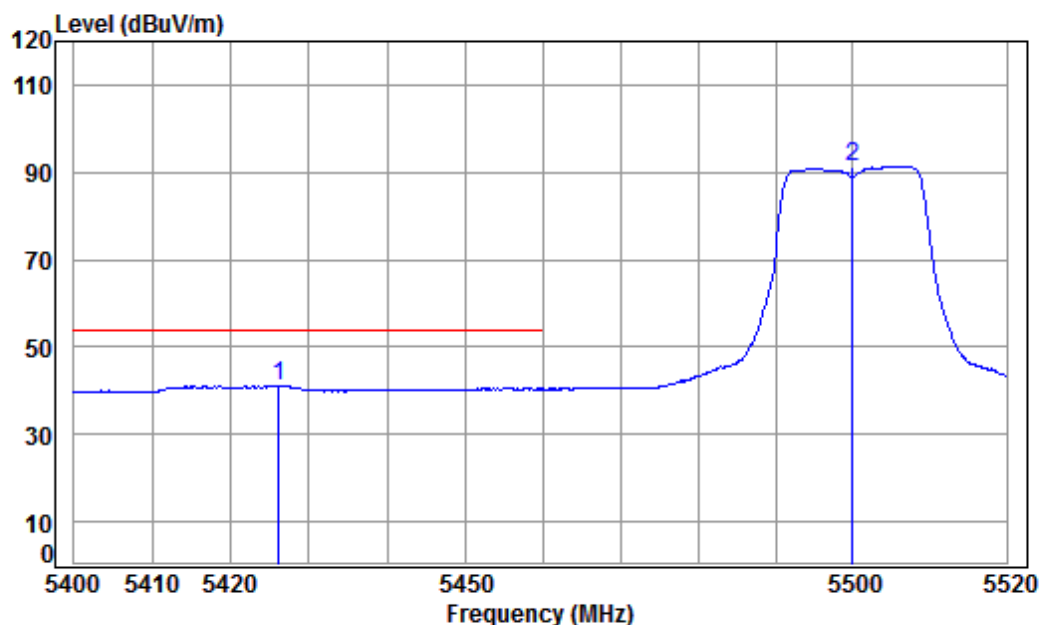
Mode : 5500 Band edge

Note : 5G WiFi 11AC 20

| | | Cable | Ant | Preamp | Read | Limit | Over | |
|------|----------|-------|--------|--------|-------|--------|--------|--------------|
| | Freq | Loss | Factor | Factor | Level | Level | Line | Limit Remark |
| | MHz | dB | dB/m | dB | dBuV | dBuV/m | dBuV/m | dB |
| 1 | 5457.271 | 8.79 | 34.57 | 42.07 | 49.32 | 50.61 | 74.00 | -23.39 peak |
| 2 | 5463.872 | 8.80 | 34.57 | 42.07 | 48.91 | 50.21 | 68.20 | -17.99 peak |
| 3 pp | 5500.000 | 8.85 | 34.60 | 42.03 | 97.81 | 99.23 | 68.20 | 31.03 peak |



Mode:i; Polarization:Horizontal; Modulation:802.11ac; bandwidth:20MHz; Channel:Low



Condition: 3m HORIZONTAL

Job No : 02324CR

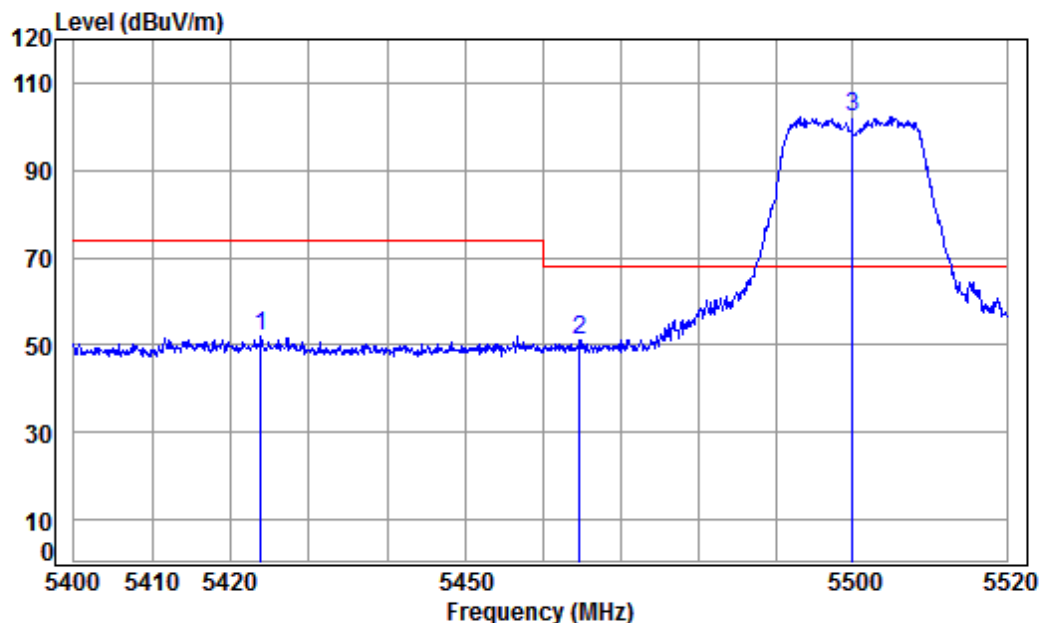
Mode : 5500 Band edge

Note : 5G WiFi 11AC 20

| | | Cable | Ant | Preamp | Read | Limit | Over | |
|------|----------|-------|--------|--------|-------|--------|--------|----------------|
| | Freq | Loss | Factor | Factor | Level | Level | Line | Limit Remark |
| | MHz | dB | dB/m | dB | dBuV | dBuV/m | dBuV/m | dB |
| 1 pp | 5426.174 | 8.74 | 34.54 | 42.10 | 39.99 | 41.17 | 54.00 | -12.83 Average |
| 2 | 5500.000 | 8.85 | 34.60 | 42.03 | 90.01 | 91.43 | ----- | ----- Average |



Mode:i; Polarization:Vertical; Modulation:802.11ac; bandwidth:20MHz; Channel:Low



Condition: 3m VERTICAL

Job No : 02324CR

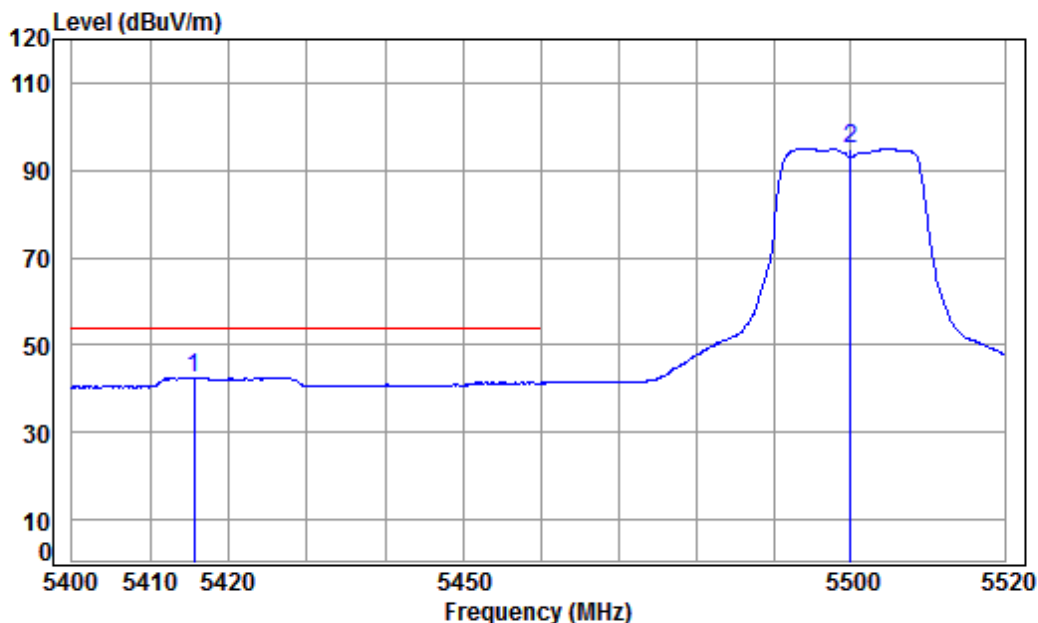
Mode : 5500 Band edge

Note : 5G WiFi 11AC 20

| | Freq | Cable Loss | Ant Factor | Preamp Factor | Read Level | Level | Limit | Over | Remark |
|------|----------|------------|------------|---------------|------------|--------|--------|--------|--------|
| | MHz | dB | dB/m | dB | dBuV | dBuV/m | dBuV/m | dB | |
| 1 | 5423.790 | 8.74 | 34.54 | 42.10 | 50.89 | 52.07 | 74.00 | -21.93 | Peak |
| 2 | 5464.712 | 8.80 | 34.57 | 42.07 | 49.96 | 51.26 | 68.20 | -16.94 | peak |
| 3 pp | 5500.000 | 8.85 | 34.60 | 42.03 | 100.79 | 102.21 | 68.20 | 34.01 | Peak |



Mode:i; Polarization:Vertical; Modulation:802.11ac; bandwidth:20MHz; Channel:Low



Condition: 3m VERTICAL

Job No : 02324CR

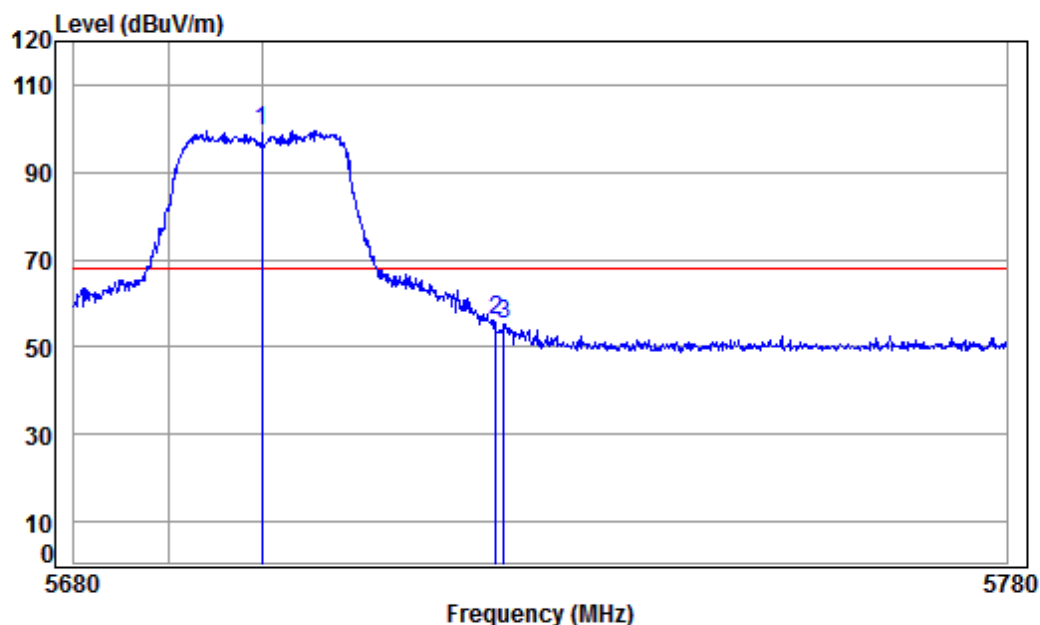
Mode : 5500 Band edge

Note : 5G WiFi 11AC 20

| | | Cable | Ant | Preamp | Read | Limit | Over | |
|------|----------|-------|--------|--------|-------|--------|--------|----------------|
| | Freq | Loss | Factor | Factor | Level | Level | Line | Limit Remark |
| | MHz | dB | dB/m | dB | dBuV | dBuV/m | dBuV/m | dB |
| 1 pp | 5415.570 | 8.73 | 34.54 | 42.11 | 41.42 | 42.58 | 54.00 | -11.42 Average |
| 2 | 5500.000 | 8.85 | 34.60 | 42.03 | 93.57 | 94.99 | ----- | ----- Average |



Mode:i; Polarization:Horizontal; Modulation:802.11ac; bandwidth:20MHz; Channel:High



Condition: 3m HORIZONTAL

Job No : 02324CR

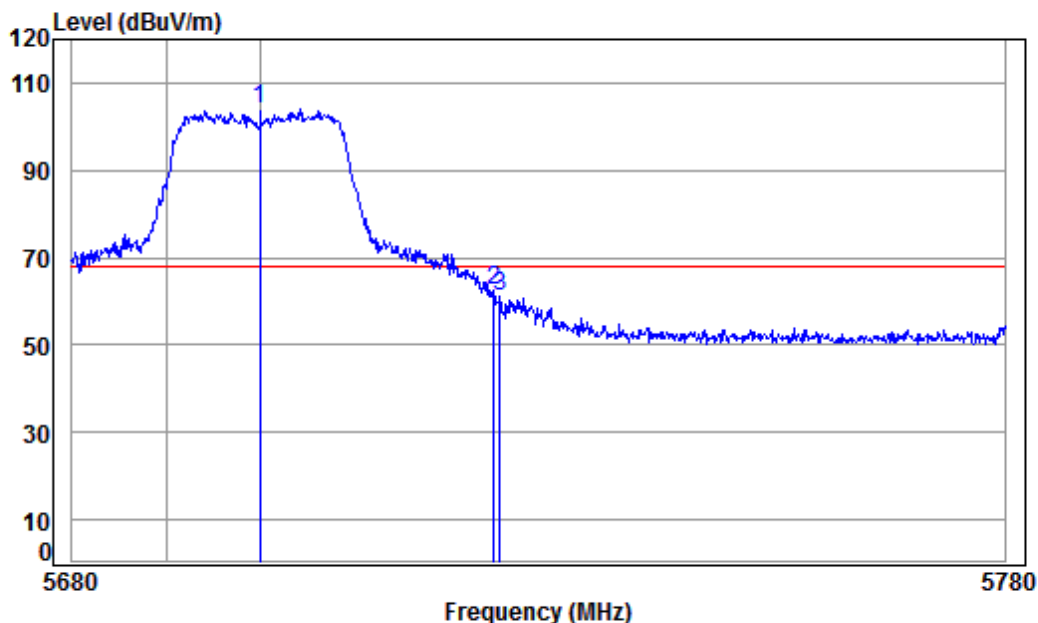
Mode : 5700 Band edge

Note : 5G WiFi 11AC 20

| | | Cable | Ant | Preamp | Read | Limit | Over | |
|---|-------------|-------|--------|--------|-------|--------|--------|-------------|
| | Freq | Loss | Factor | Factor | Level | Level | Line | Remark |
| | MHz | dB | dB/m | dB | dBuV | dBuV/m | dBuV/m | dB |
| 1 | pp 5700.000 | 9.56 | 34.81 | 41.86 | 96.97 | 99.48 | 68.20 | 31.28 peak |
| 2 | 5725.000 | 9.64 | 34.83 | 41.84 | 53.56 | 56.19 | 68.20 | -12.01 peak |
| 3 | 5725.883 | 9.65 | 34.83 | 41.84 | 52.69 | 55.33 | 68.20 | -12.87 peak |



Mode:i; Polarization:Vertical; Modulation:802.11ac; bandwidth:20MHz; Channel:High



Condition: 3m VERTICAL

Job No : 02324CR

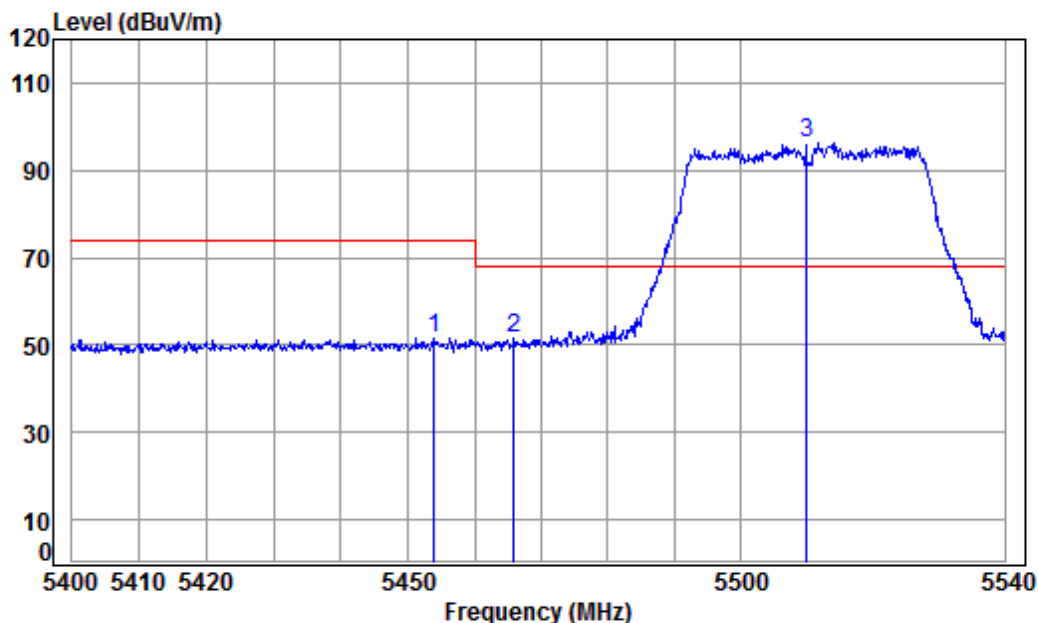
Mode : 5700 Band edge

Note : 5G WiFi 11AC 20

| | | Cable | Ant | Preamp | Read | Limit | Over | |
|---|-------------|-------|--------|--------|--------|--------|--------|--------------|
| | Freq | Loss | Factor | Factor | Level | Level | Line | Limit Remark |
| | MHz | dB | dB/m | dB | dBuV | dBuV/m | dBuV/m | dB |
| 1 | pp 5700.000 | 9.56 | 34.81 | 41.86 | 101.45 | 103.96 | 68.20 | 35.76 Peak |
| 2 | 5725.000 | 9.64 | 34.83 | 41.84 | 59.84 | 62.47 | 68.20 | -5.73 Peak |
| 3 | 5725.684 | 9.64 | 34.83 | 41.84 | 58.40 | 61.03 | 68.20 | -7.17 Peak |



Mode:i; Polarization:Horizontal; Modulation:802.11ac; bandwidth:40MHz; Channel:Low



Condition: 3m HORIZONTAL

Job No : 02324CR

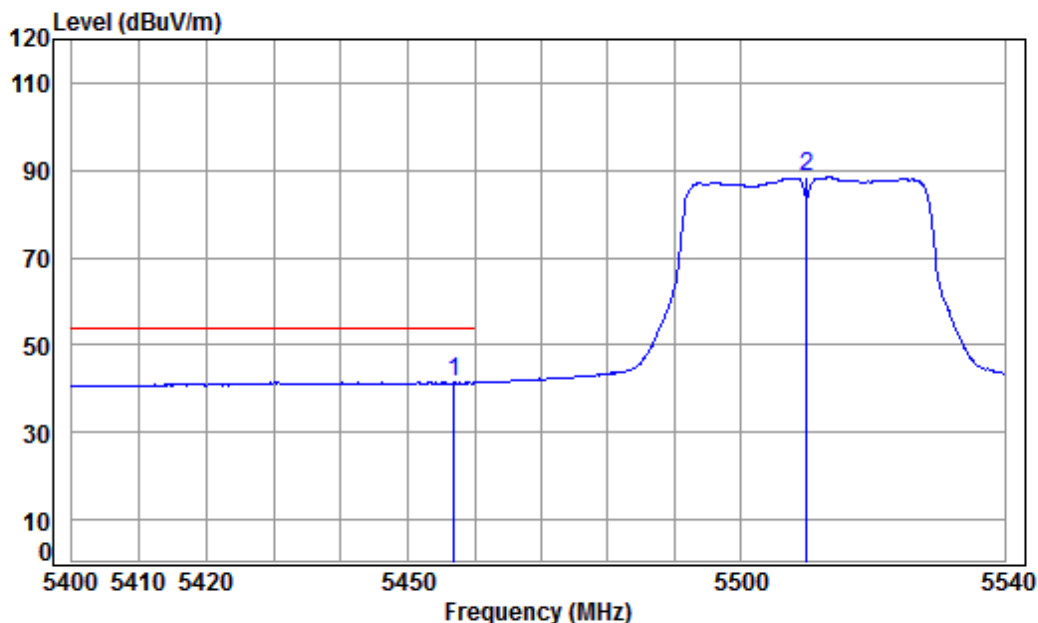
Mode : 5510 Band edge

Note : 5G WiFi 11AC 40

| | | Cable | Ant | Preamp | Read | Limit | Over | |
|------|----------|-------|--------|--------|-------|--------|--------|--------------|
| | Freq | Loss | Factor | Factor | Level | Level | Line | Limit Remark |
| | MHz | dB | dB/m | dB | dBuV | dBuV/m | dBuV/m | dB |
| 1 | 5453.895 | 8.78 | 34.56 | 42.07 | 50.31 | 51.58 | 74.00 | -22.42 peak |
| 2 | 5465.914 | 8.80 | 34.57 | 42.06 | 50.28 | 51.59 | 68.20 | -16.61 peak |
| 3 pp | 5510.000 | 8.89 | 34.61 | 42.02 | 94.70 | 96.18 | 68.20 | 27.98 peak |



Mode:i; Polarization:Horizontal; Modulation:802.11ac; bandwidth:40MHz; Channel:Low

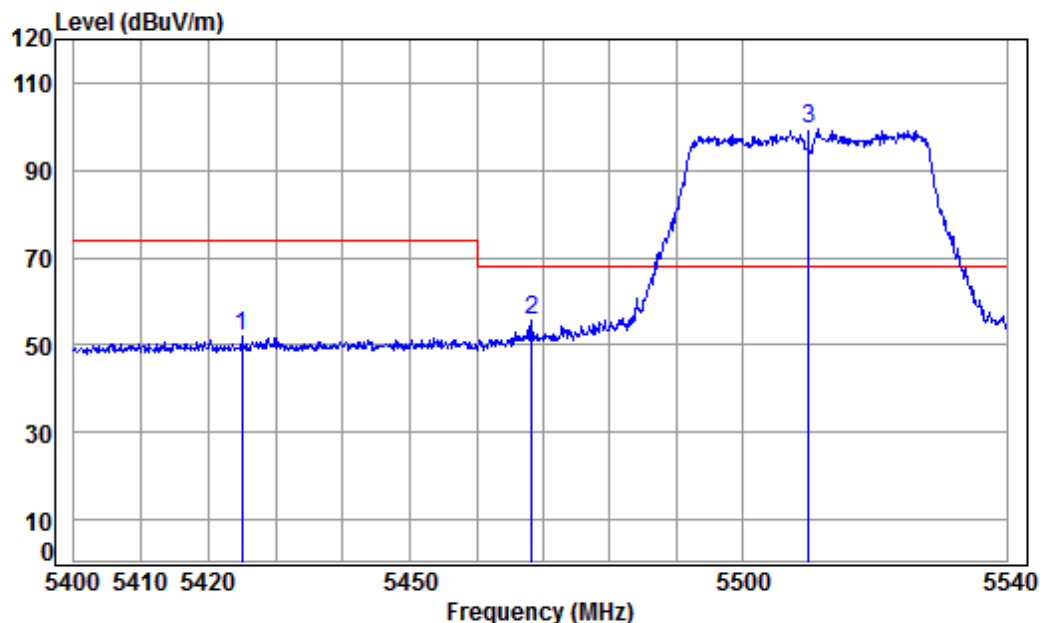


Condition: 3m HORIZONTAL
Job No : 02324CR
Mode : 5510 Band edge
Note : 5G WiFi 11AC 40

| | | Cable | Ant | Preamp | Read | Limit | Over | |
|------|----------|-------|--------|--------|-------|--------|--------|----------------|
| | Freq | Loss | Factor | Factor | Level | Level | Line | Limit Remark |
| | MHz | dB | dB/m | dB | dBuV | dBuV/m | dBuV/m | dB |
| 1 pp | 5456.967 | 8.79 | 34.57 | 42.07 | 40.12 | 41.41 | 54.00 | -12.59 Average |
| 2 | 5510.000 | 8.89 | 34.61 | 42.02 | 86.98 | 88.46 | ----- | ----- Average |



Mode:i; Polarization:Vertical; Modulation:802.11ac; bandwidth:40MHz; Channel:Low



Condition: 3m VERTICAL

Job No : 02324CR

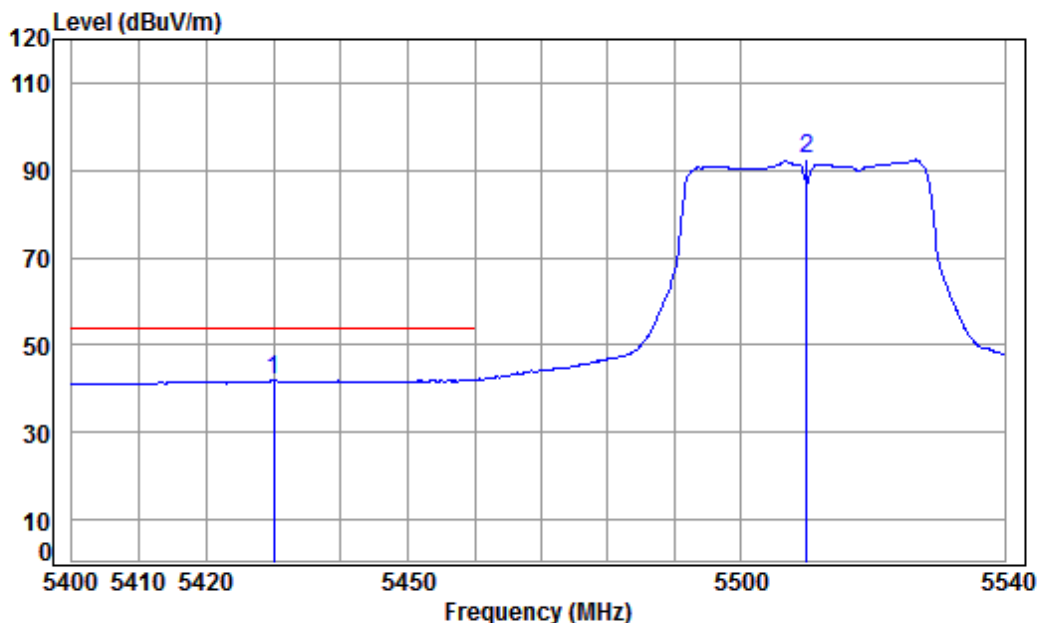
Mode : 5510 Band edge

Note : 5G WiFi 11AC 40

| | | Cable | Ant | Preamp | Read | Limit | Over | |
|------|----------|-------|--------|--------|-------|--------|--------|--------------|
| | Freq | Loss | Factor | Factor | Level | Level | Line | Limit Remark |
| | MHz | dB | dB/m | dB | dBuV | dBuV/m | dBuV/m | dB |
| 1 | 5424.936 | 8.74 | 34.54 | 42.10 | 50.78 | 51.96 | 74.00 | -22.04 Peak |
| 2 | 5468.292 | 8.80 | 34.58 | 42.06 | 54.51 | 55.83 | 68.20 | -12.37 peak |
| 3 pp | 5510.000 | 8.89 | 34.61 | 42.02 | 98.06 | 99.54 | 68.20 | 31.34 Peak |



Mode:i; Polarization:Vertical; Modulation:802.11ac; bandwidth:40MHz; Channel:Low

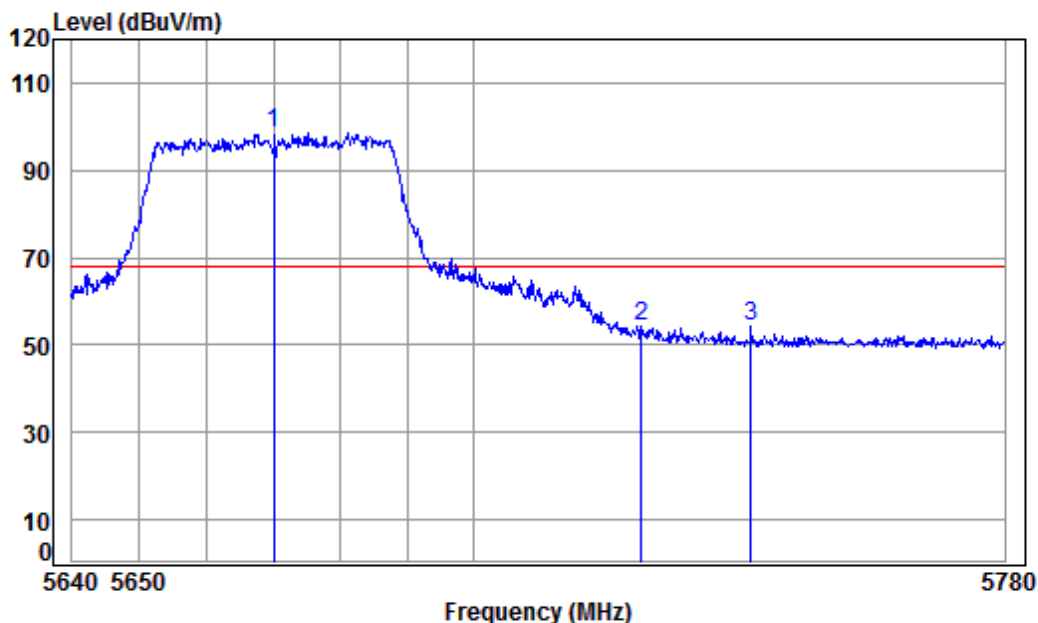


Condition: 3m VERTICAL
Job No : 02324CR
Mode : 5510 Band edge
Note : 5G WiFi 11AC 40

| | | Cable | Ant | Preamp | Read | Limit | Over | |
|------|----------|-------|--------|--------|-------|--------|--------|----------------|
| | Freq | Loss | Factor | Factor | Level | Level | Line | Limit Remark |
| | MHz | dB | dB/m | dB | dBuV | dBuV/m | dBuV/m | dB |
| 1 pp | 5429.938 | 8.75 | 34.55 | 42.10 | 40.93 | 42.13 | 54.00 | -11.87 Average |
| 2 | 5510.000 | 8.89 | 34.61 | 42.02 | 90.92 | 92.40 | ----- | ----- Average |



Mode:i; Polarization:Horizontal; Modulation:802.11ac; bandwidth:40MHz; Channel:High

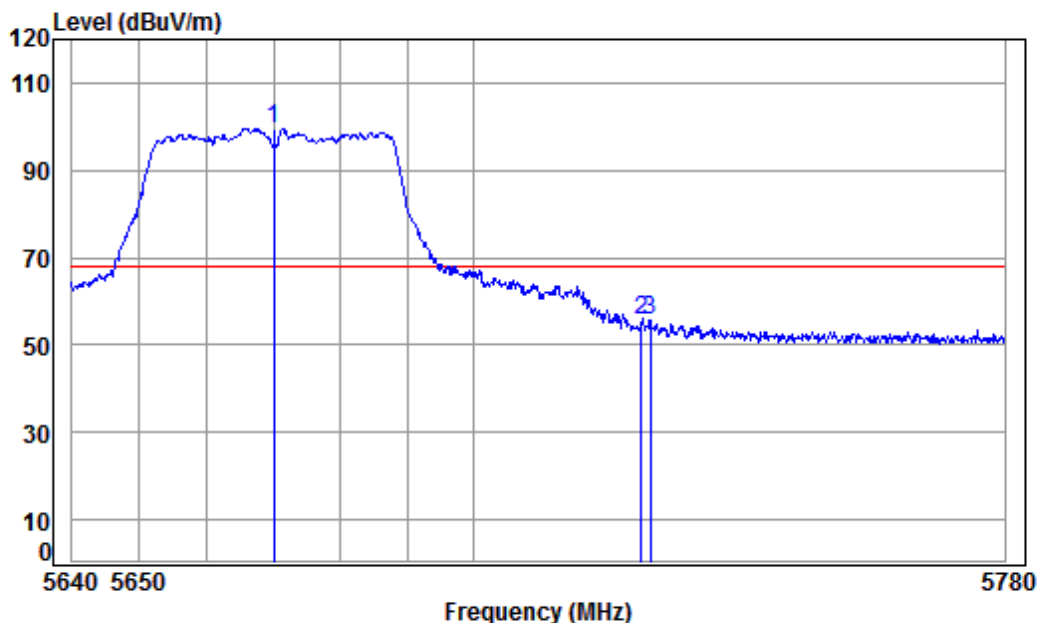


Condition: 3m HORIZONTAL
Job No : 02324CR
Mode : 5670 Band edge
Note : 5G WiFi 11AC 40

| | | Cable | Ant | Preamp | Read | Limit | Over | |
|------|----------|-------|--------|--------|-------|--------|--------|-------------|
| | Freq | Loss | Factor | Factor | Level | Level | Line | Remark |
| | MHz | dB | dB/m | dB | dBuV | dBuV/m | dBuV/m | dB |
| 1 pp | 5670.000 | 9.45 | 34.77 | 41.88 | 96.27 | 98.61 | 68.20 | 30.41 peak |
| 2 | 5725.000 | 9.64 | 34.83 | 41.84 | 51.75 | 54.38 | 68.20 | -13.82 peak |
| 3 | 5741.580 | 9.70 | 34.85 | 41.82 | 51.59 | 54.32 | 68.20 | -13.88 peak |



Mode:i; Polarization:Vertical; Modulation:802.11ac; bandwidth:40MHz; Channel:High



Condition: 3m VERTICAL

Job No : 02324CR

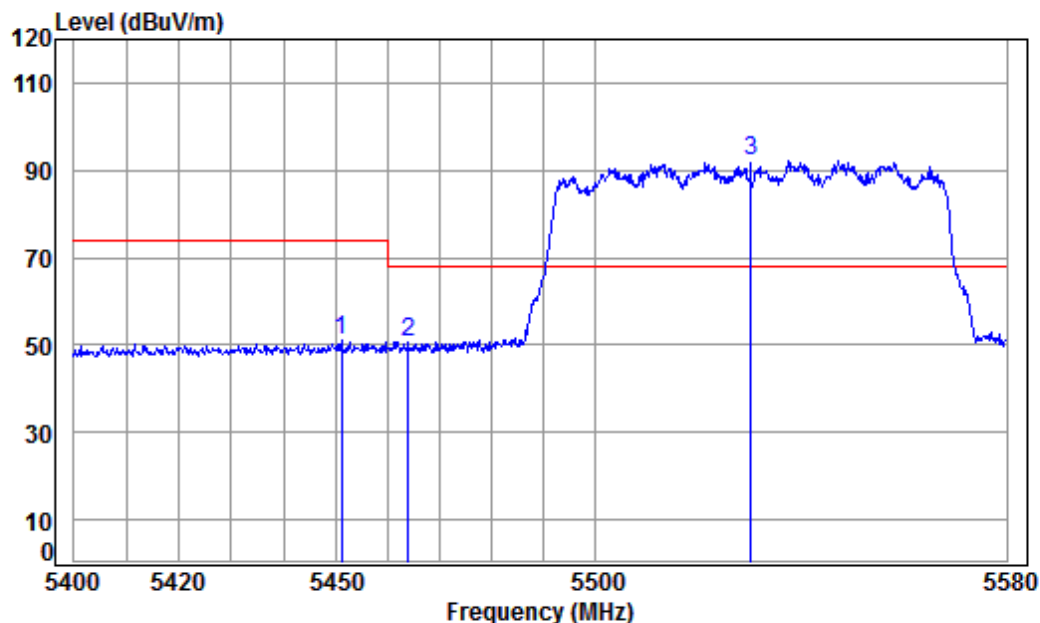
Mode : 5670 Band edge

Note : 5G WiFi 11AC 40

| | | Cable | Ant | Preamp | Read | Limit | Over | |
|---|-------------|-------|--------|--------|-------|--------|--------|--------------|
| | Freq | Loss | Factor | Factor | Level | Level | Line | Limit Remark |
| | MHz | dB | dB/m | dB | dBuV | dBuV/m | dBuV/m | dB |
| 1 | pp 5670.000 | 9.45 | 34.77 | 41.88 | 97.33 | 99.67 | 68.20 | 31.47 Peak |
| 2 | 5725.000 | 9.64 | 34.83 | 41.84 | 52.95 | 55.58 | 68.20 | -12.62 Peak |
| 3 | 5726.395 | 9.65 | 34.83 | 41.84 | 53.11 | 55.75 | 68.20 | -12.45 Peak |



Mode:i; Polarization:Horizontal; Modulation:802.11ac; bandwidth:80MHz; Channel:Low



Condition: 3m HORIZONTAL

Job No : 02324CR

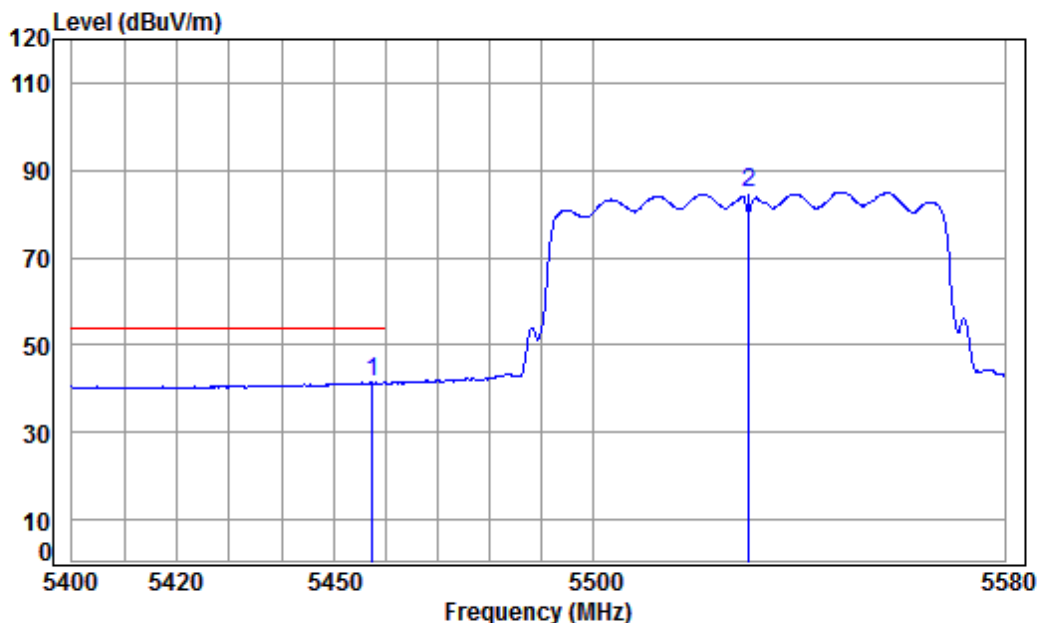
Mode : 5530 Band edge

Note : 5G WiFi 11AC 80

| | | Cable | Ant | Preamp | Read | Limit | Over | |
|------|----------|-------|--------|--------|-------|--------|--------|-------------|
| | Freq | Loss | Factor | Factor | Level | Level | Line | Remark |
| | MHz | dB | dB/m | dB | dBuV | dBuV/m | dBuV/m | dB |
| 1 | 5451.058 | 8.78 | 34.56 | 42.08 | 50.07 | 51.33 | 74.00 | -22.67 peak |
| 2 | 5463.763 | 8.80 | 34.57 | 42.07 | 49.51 | 50.81 | 68.20 | -17.39 peak |
| 3 pp | 5530.000 | 8.96 | 34.63 | 42.01 | 90.45 | 92.03 | 68.20 | 23.83 peak |



Mode:i; Polarization:Horizontal; Modulation:802.11ac; bandwidth:80MHz; Channel:Low



Condition: 3m HORIZONTAL

Job No : 02324CR

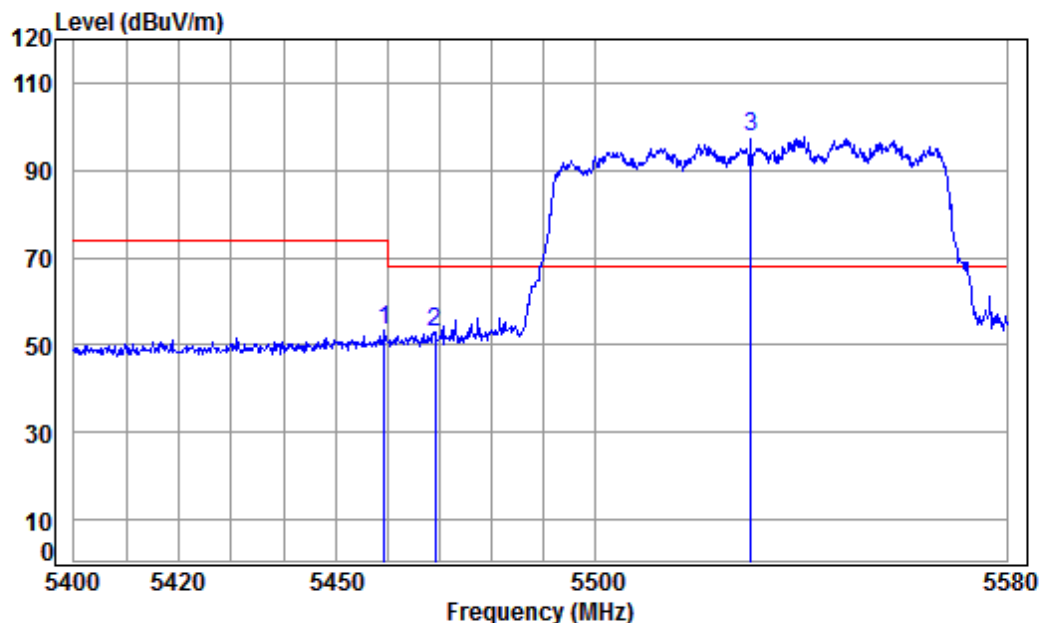
Mode : 5530 Band edge

Note : 5G WiFi 11AC 80

| | | Cable | Ant | Preamp | Read | Limit | Over | |
|------|----------|-------|--------|--------|-------|--------|--------|----------------|
| | Freq | Loss | Factor | Factor | Level | Level | Line | Limit Remark |
| | MHz | dB | dB/m | dB | dBuV | dBuV/m | dBuV/m | dB |
| 1 pp | 5457.317 | 8.79 | 34.57 | 42.07 | 40.08 | 41.37 | 54.00 | -12.63 Average |
| 2 | 5530.000 | 8.96 | 34.63 | 42.01 | 83.46 | 85.04 | ----- | ----- Average |



Mode:i; Polarization:Vertical; Modulation:802.11ac; bandwidth:80MHz; Channel:Low



Condition: 3m VERTICAL

Job No : 02324CR

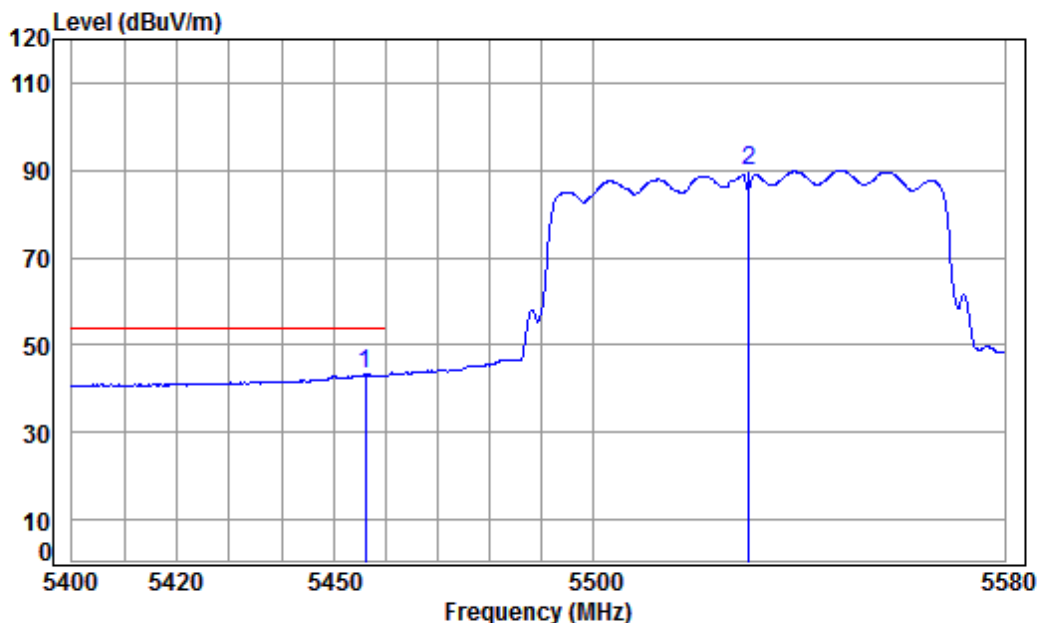
Mode : 5530 Band edge

Note : 5G WiFi 11AC 80

| | | Cable | Ant | Preamp | Read | Limit | Over | |
|------|----------|-------|--------|--------|-------|--------|--------|--------------|
| | Freq | Loss | Factor | Factor | Level | Level | Line | Limit Remark |
| | MHz | dB | dB/m | dB | dBuV | dBuV/m | dBuV/m | dB |
| 1 | 5459.286 | 8.79 | 34.57 | 42.07 | 51.95 | 53.24 | 74.00 | -20.76 Peak |
| 2 | 5468.961 | 8.80 | 34.58 | 42.06 | 51.43 | 52.75 | 68.20 | -15.45 peak |
| 3 pp | 5530.000 | 8.96 | 34.63 | 42.01 | 95.93 | 97.51 | 68.20 | 29.31 Peak |



Mode:i; Polarization:Vertical; Modulation:802.11ac; bandwidth:80MHz; Channel:Low

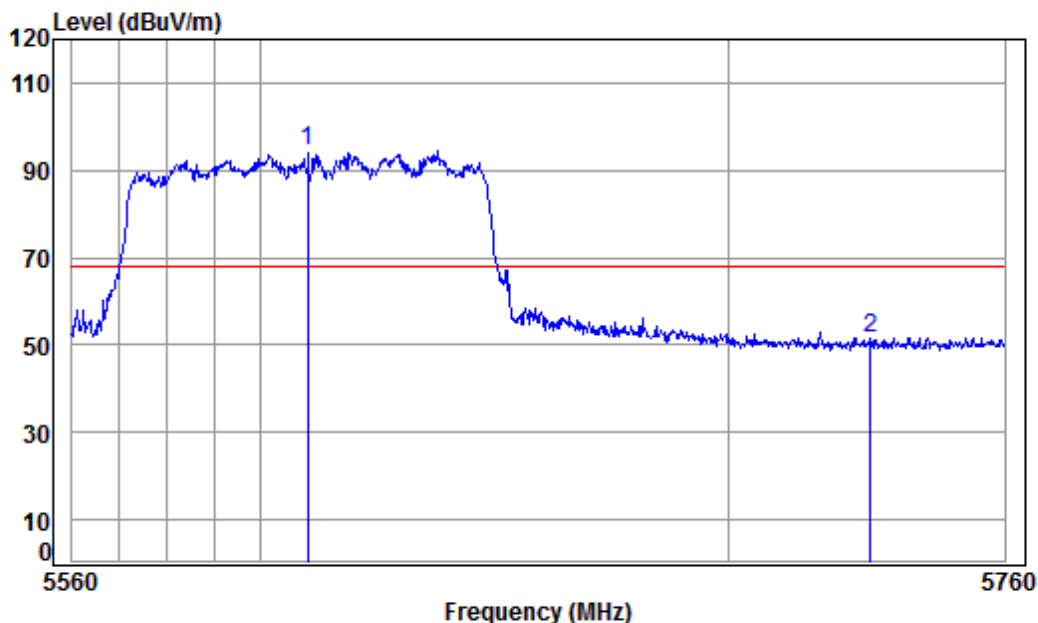


Condition: 3m VERTICAL
Job No : 02324CR
Mode : 5530 Band edge
Note : 5G WiFi 11AC 80

| | | Cable | Ant | Preamp | Read | Limit | Over | |
|------|----------|-------|--------|--------|-------|--------|--------|----------------|
| | Freq | Loss | Factor | Factor | Level | Level | Line | Limit Remark |
| | MHz | dB | dB/m | dB | dBuV | dBuV/m | dBuV/m | dB |
| 1 pp | 5456.064 | 8.79 | 34.57 | 42.07 | 41.91 | 43.20 | 54.00 | -10.80 Average |
| 2 | 5530.000 | 8.96 | 34.63 | 42.01 | 88.50 | 90.08 | ----- | ----- Average |



Mode:i; Polarization:Horizontal; Modulation:802.11ac; bandwidth:80MHz; Channel:High



Condition: 3m HORIZONTAL

Job No : 02324CR

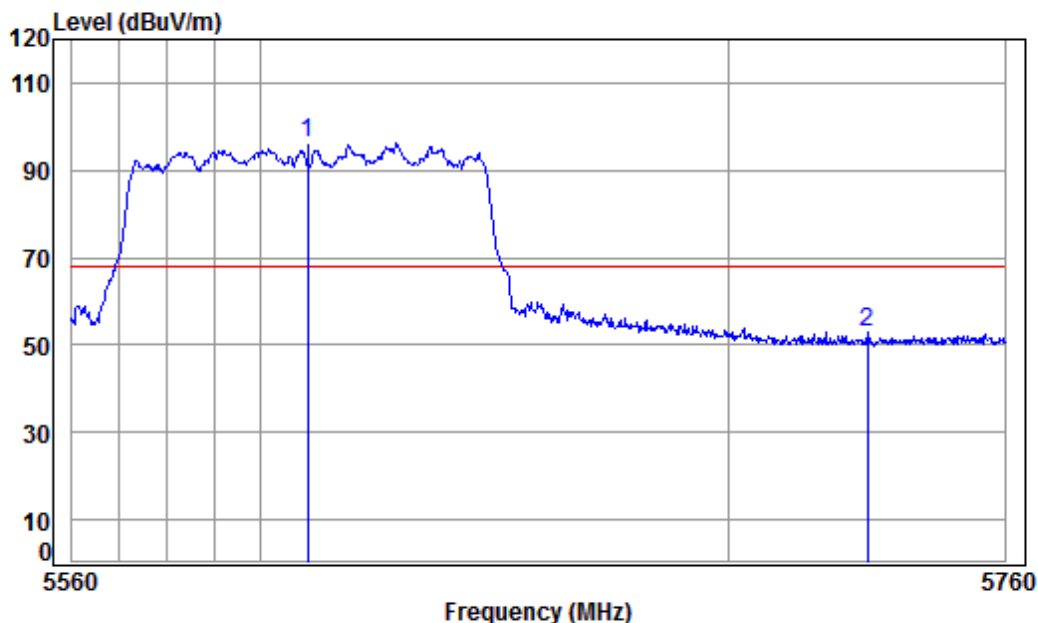
Mode : 5610 Band edge

Note : 5G WiFi 11AC 80

| | | Cable | Ant | Preamp | Read | Limit | Over | |
|------|----------|-------|--------|--------|-------|--------|--------|--------------|
| | Freq | Loss | Factor | Factor | Level | Level | Line | Limit Remark |
| | MHz | dB | dB/m | dB | dBuV | dBuV/m | dBuV/m | dB |
| 1 pp | 5610.000 | 9.24 | 34.71 | 41.94 | 92.37 | 94.38 | 68.20 | 26.18 peak |
| 2 | 5730.763 | 9.66 | 34.84 | 41.83 | 49.11 | 51.78 | 68.20 | -16.42 peak |



Mode:i; Polarization:Vertical; Modulation:802.11ac; bandwidth:80MHz; Channel:High



Condition: 3m VERTICAL

Job No : 02324CR

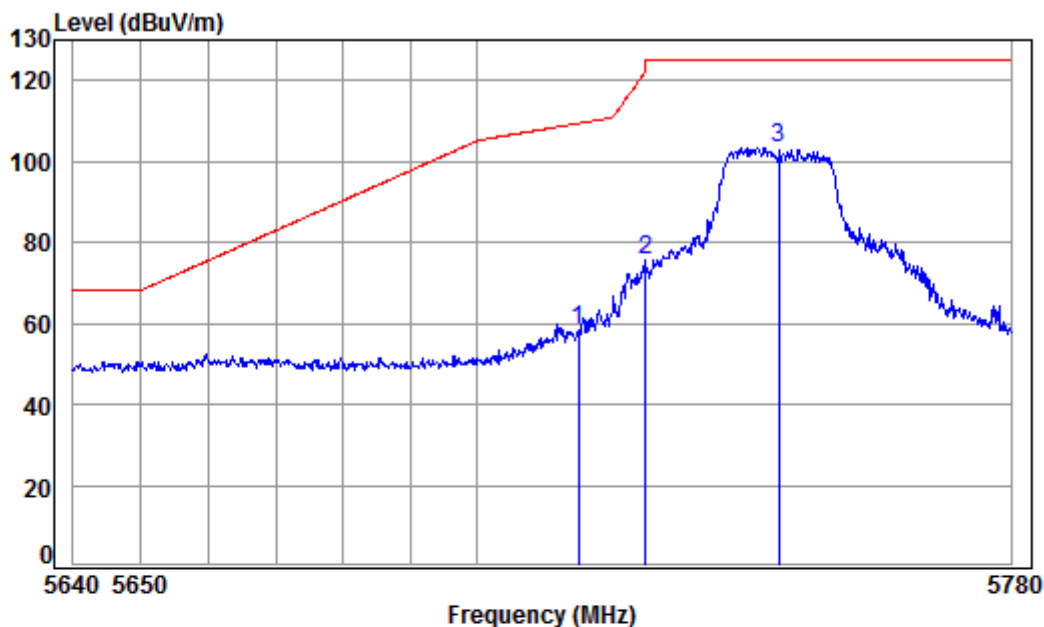
Mode : 5610 Band edge

Note : 5G WiFi 11AC 80

| | | Cable | Ant | Preamp | Read | Limit | Over | |
|------|----------|-------|--------|--------|-------|--------|--------|--------------|
| | Freq | Loss | Factor | Factor | Level | Level | Line | Limit Remark |
| | MHz | dB | dB/m | dB | dBuV | dBuV/m | dBuV/m | dB |
| 1 pp | 5610.000 | 9.24 | 34.71 | 41.94 | 94.08 | 96.09 | 68.20 | 27.89 Peak |
| 2 | 5730.155 | 9.66 | 34.84 | 41.83 | 50.25 | 52.92 | 68.20 | -15.28 Peak |



Mode:j; Polarization:Horizontal; Modulation:802.11a; bandwidth:20MHz; Channel:Low



Condition: 3m HORIZONTAL

Job No : 02324CR

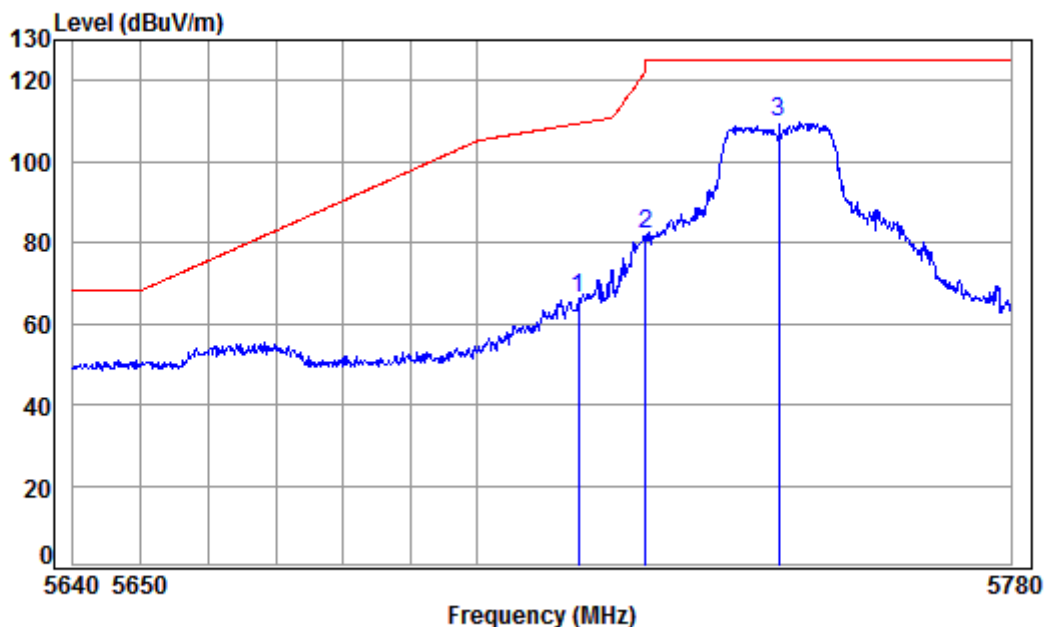
Mode : 5745 Band edge

Note : 5G WiFi 11A 20

| | | Cable | Ant | Preamp | Read | | Limit | Over | |
|------|----------|-------|--------|--------|--------|--------|--------|--------|--------|
| | Freq | Loss | Factor | Factor | Level | Level | Line | Limit | Remark |
| | MHz | dB | dB/m | dB | dBuV | dBuV/m | dBuV/m | dB | |
| 1 | 5715.000 | 9.61 | 34.82 | 41.85 | 55.61 | 58.19 | 109.40 | -51.21 | peak |
| 2 | 5725.000 | 9.64 | 34.83 | 41.84 | 72.79 | 75.42 | 122.20 | -46.78 | peak |
| 3 pp | 5745.000 | 9.71 | 34.85 | 41.82 | 100.44 | 103.18 | 125.20 | -22.02 | peak |



Mode;j; Polarization:Vertical; Modulation:802.11a; bandwidth:20MHz; Channel:Low



Condition: 3m VERTICAL

Job No : 02324CR

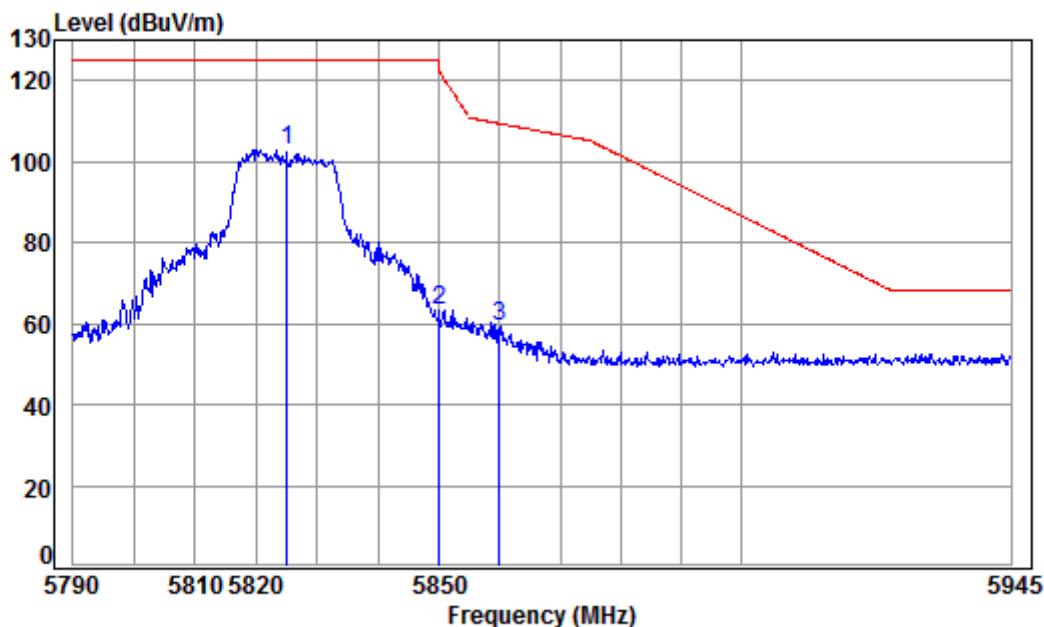
Mode : 5745 Band edge

Note : 5G WiFi 11A 20

| | | Cable | Ant | Preamp | Read | Limit | Over | |
|------|----------|-------|--------|--------|--------|--------|--------|-------------|
| | Freq | Loss | Factor | Factor | Level | Level | Line | Remark |
| | MHz | dB | dB/m | dB | dBuV | dBuV/m | dBuV/m | dB |
| 1 | 5715.000 | 9.61 | 34.82 | 41.85 | 63.77 | 66.35 | 109.40 | -43.05 peak |
| 2 | 5725.000 | 9.64 | 34.83 | 41.84 | 79.35 | 81.98 | 122.20 | -40.22 peak |
| 3 pp | 5745.000 | 9.71 | 34.85 | 41.82 | 106.89 | 109.63 | 125.20 | -15.57 peak |



Mode;j; Polarization:Horizontal; Modulation:802.11a; bandwidth:20MHz; Channel:High



Condition: 3m HORIZONTAL

Job No : 02324CR

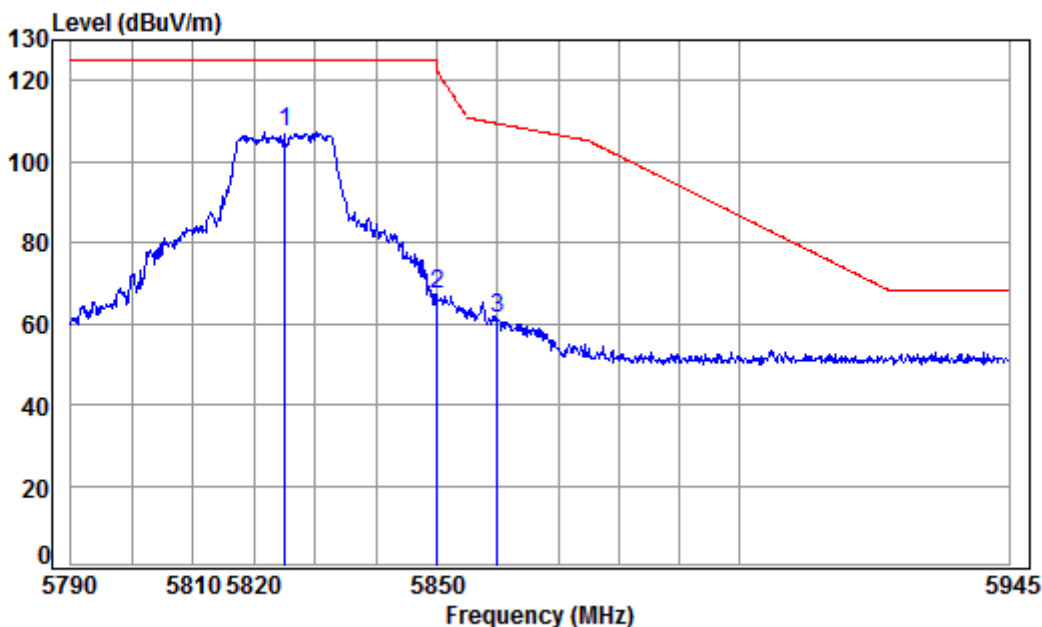
Mode : 5825 Band edge

Note : 5G WiFi 11A 20

| | | Cable | Ant | Preamp | Read | Limit | Over | |
|---|-------------|-------|--------|--------|-------|--------|--------|-------------|
| | Freq | Loss | Factor | Factor | Level | Level | Limit | Remark |
| | MHz | dB | dB/m | dB | dBuV | dBuV/m | dBuV/m | dB |
| 1 | pp 5825.000 | 9.98 | 34.93 | 41.75 | 99.89 | 103.05 | 125.20 | -22.15 peak |
| 2 | 5850.000 | 10.07 | 34.95 | 41.73 | 60.17 | 63.46 | 122.20 | -58.74 peak |
| 3 | 5860.000 | 10.10 | 34.96 | 41.72 | 56.17 | 59.51 | 109.40 | -49.89 peak |



Mode:j; Polarization:Vertical; Modulation:802.11a; bandwidth:20MHz; Channel:High



Condition: 3m VERTICAL

Job No : 02324CR

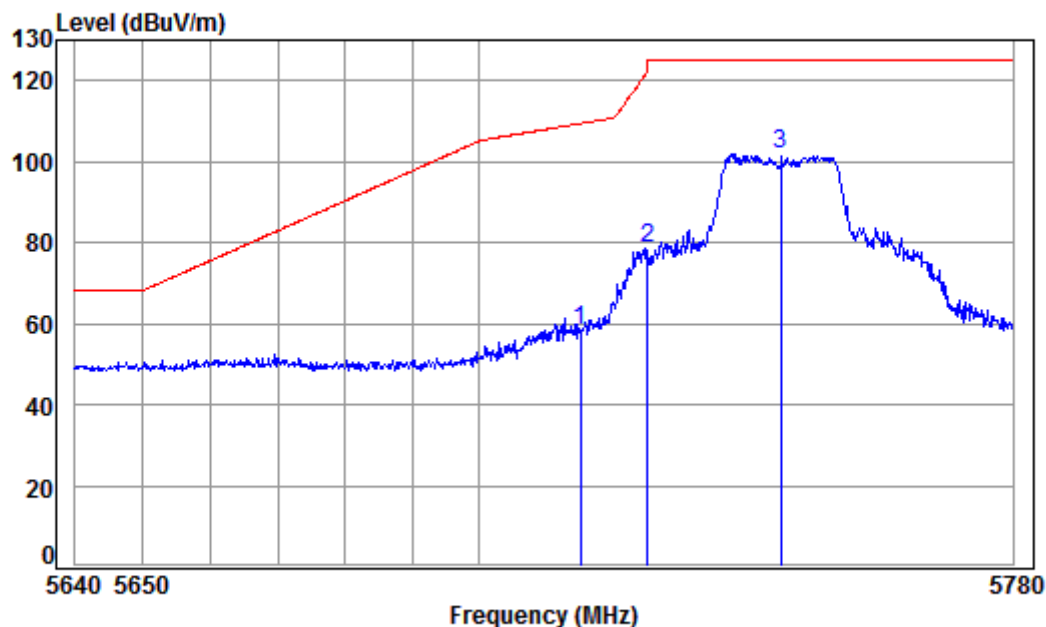
Mode : 5825 Band edge

Note : 5G WiFi 11A 20

| | | Cable | Ant | Preamp | Read | Limit | Over | |
|------|----------|-------|--------|--------|--------|--------|--------|-------------|
| | Freq | Loss | Factor | Factor | Level | Level | Line | Remark |
| | MHz | dB | dB/m | dB | dBuV | dBuV/m | dBuV/m | dB |
| 1 pp | 5825.000 | 9.98 | 34.93 | 41.75 | 104.07 | 107.23 | 125.20 | -17.97 peak |
| 2 | 5850.000 | 10.07 | 34.95 | 41.73 | 63.82 | 67.11 | 122.20 | -55.09 peak |
| 3 | 5860.000 | 10.10 | 34.96 | 41.72 | 57.87 | 61.21 | 109.40 | -48.19 peak |



Mode;j; Polarization:Horizontal; Modulation:802.11n; bandwidth:20MHz; Channel:Low



Condition: 3m HORIZONTAL

Job No : 02324CR

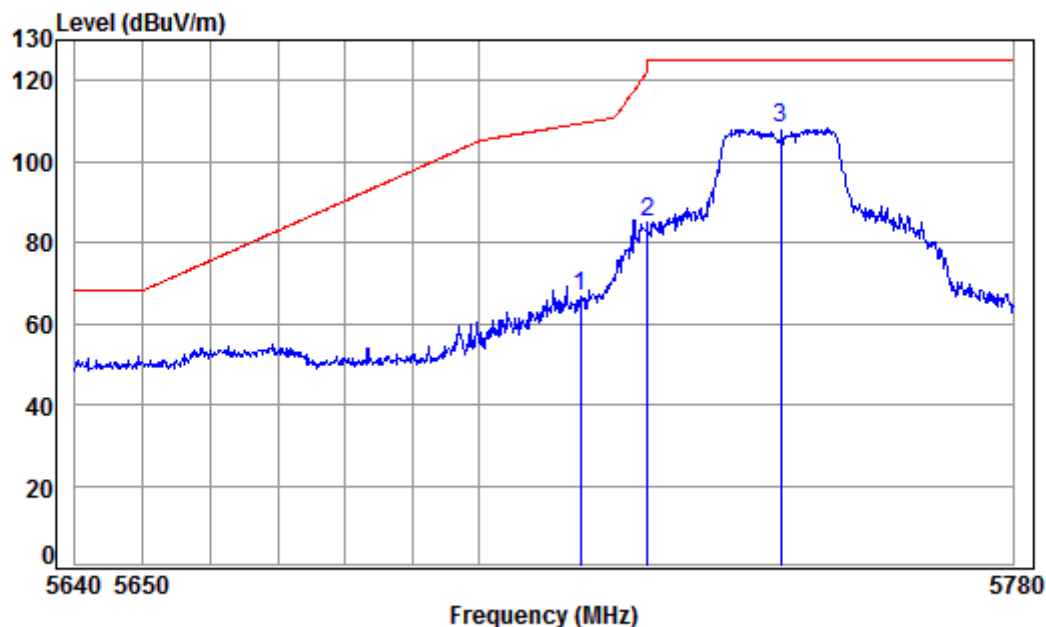
Mode : 5745 Band edge

Note : 5G WiFi 11N 20

| | | Cable | Ant | Preamp | Read | Limit | Over | |
|------|----------|-------|--------|--------|-------|--------|--------|-------------|
| | Freq | Loss | Factor | Factor | Level | Level | Line | Remark |
| | MHz | dB | dB/m | dB | dBuV | dBuV/m | dBuV/m | dB |
| 1 | 5715.000 | 9.61 | 34.82 | 41.85 | 55.95 | 58.53 | 109.40 | -50.87 peak |
| 2 | 5725.000 | 9.64 | 34.83 | 41.84 | 75.86 | 78.49 | 122.20 | -43.71 peak |
| 3 pp | 5745.000 | 9.71 | 34.85 | 41.82 | 99.14 | 101.88 | 125.20 | -23.32 peak |



Mode;j; Polarization:Vertical; Modulation:802.11n; bandwidth:20MHz; Channel:Low



Condition: 3m VERTICAL

Job No : 02324CR

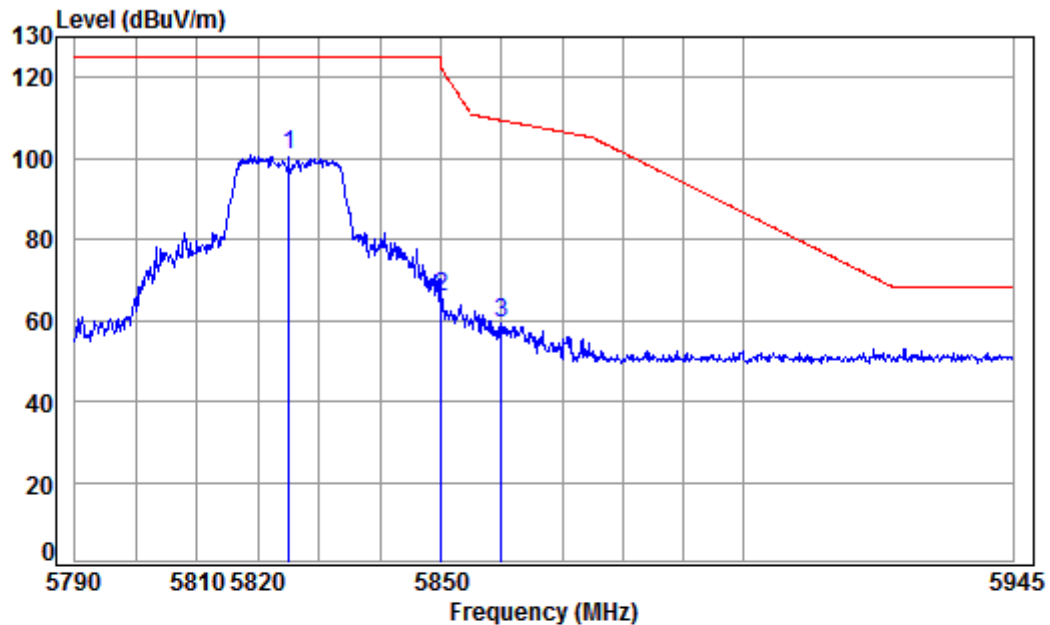
Mode : 5745 Band edge

Note : 5G WiFi 11N 20

| | | Cable | Ant | Preamp | Read | Limit | Over | |
|------|----------|-------|--------|--------|--------|--------|--------|-------------|
| | Freq | Loss | Factor | Factor | Level | Level | Line | Remark |
| | MHz | dB | dB/m | dB | dBuV | dBuV/m | dBuV/m | dB |
| 1 | 5715.000 | 9.61 | 34.82 | 41.85 | 64.04 | 66.62 | 109.40 | -42.78 peak |
| 2 | 5725.000 | 9.64 | 34.83 | 41.84 | 82.53 | 85.16 | 122.20 | -37.04 peak |
| 3 pp | 5745.000 | 9.71 | 34.85 | 41.82 | 105.30 | 108.04 | 125.20 | -17.16 peak |



Mode:j; Polarization:Horizontal; Modulation:802.11n; bandwidth:20MHz; Channel:High



Condition: 3m HORIZONTAL

Job No : 02324CR

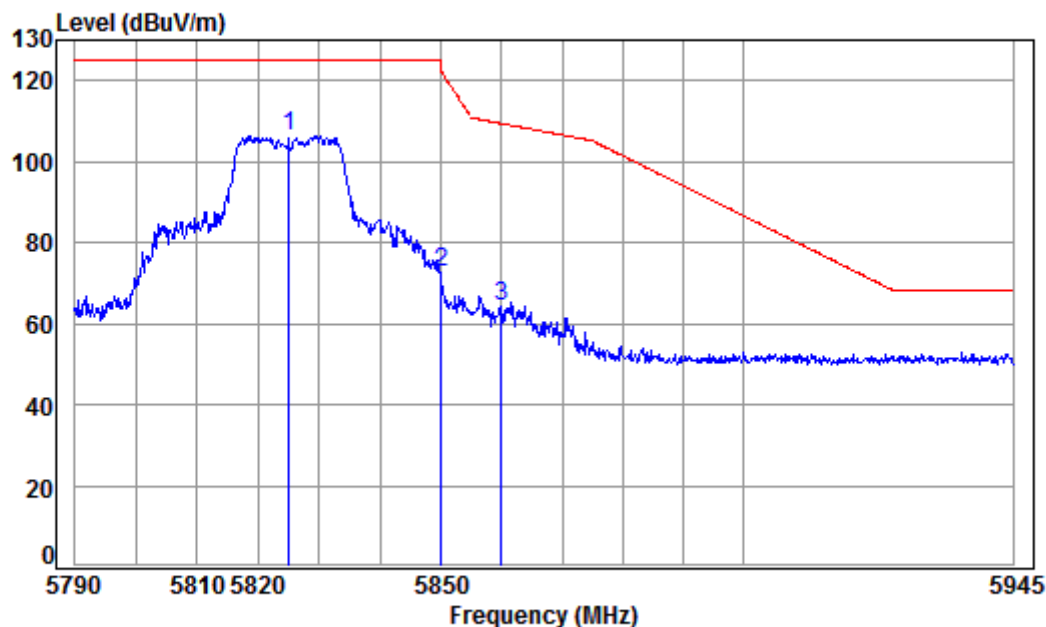
Mode : 5825 Band edge

Note : 5G WiFi 11N 20

| | | Cable | Ant | Preamp | Read | | Limit | Over | |
|---|-------------|-------|--------|--------|-------|--------|--------|--------|--------|
| | Freq | Loss | Factor | Factor | Level | Level | Line | Limit | Remark |
| | MHz | dB | dB/m | dB | dBuV | dBuV/m | dBuV/m | dB | |
| 1 | pp 5825.000 | 9.98 | 34.93 | 41.75 | 97.45 | 100.61 | 125.20 | -24.59 | peak |
| 2 | 5850.000 | 10.07 | 34.95 | 41.73 | 62.55 | 65.84 | 122.20 | -56.36 | peak |
| 3 | 5860.000 | 10.10 | 34.96 | 41.72 | 56.10 | 59.44 | 109.40 | -49.96 | peak |



Mode:j; Polarization:Vertical; Modulation:802.11n; bandwidth:20MHz; Channel:High



Condition: 3m VERTICAL

Job No : 02324CR

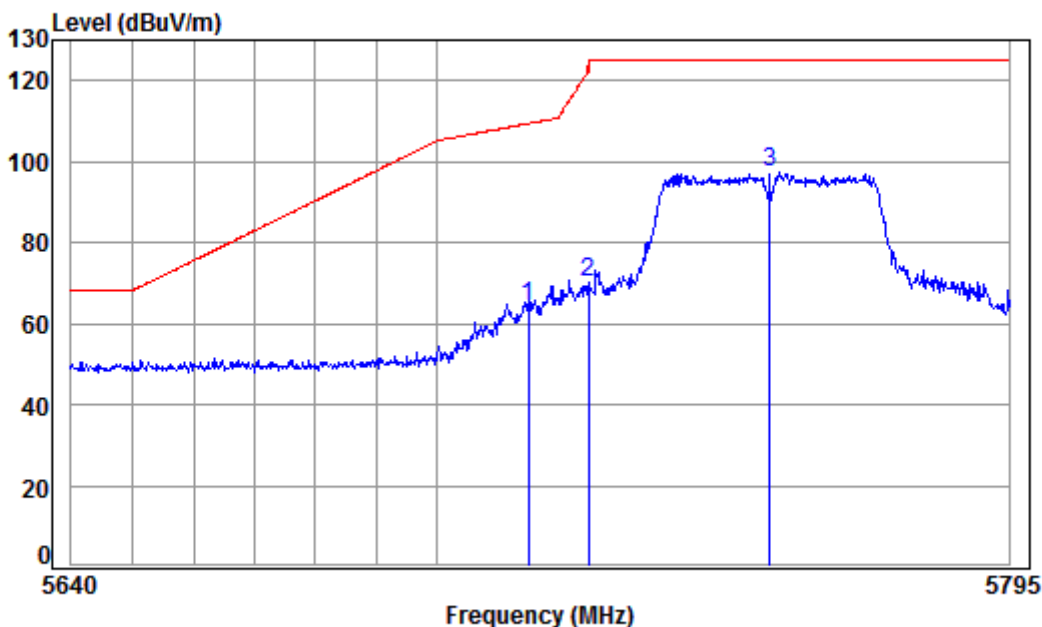
Mode : 5825 Band edge

Note : 5G WiFi 11N 20

| | | Cable | Ant | Preamp | Read | Limit | Over | |
|---|-------------|-------|--------|--------|--------|--------|--------|-------------|
| | Freq | Loss | Factor | Factor | Level | Level | Line | Remark |
| | MHz | dB | dB/m | dB | dBuV | dBuV/m | dBuV/m | dB |
| 1 | pp 5825.000 | 9.98 | 34.93 | 41.75 | 103.09 | 106.25 | 125.20 | -18.95 peak |
| 2 | 5850.000 | 10.07 | 34.95 | 41.73 | 69.21 | 72.50 | 122.20 | -49.70 peak |
| 3 | 5860.000 | 10.10 | 34.96 | 41.72 | 60.85 | 64.19 | 109.40 | -45.21 peak |



Mode:j; Polarization:Horizontal; Modulation:802.11n; bandwidth:40MHz; Channel:Low

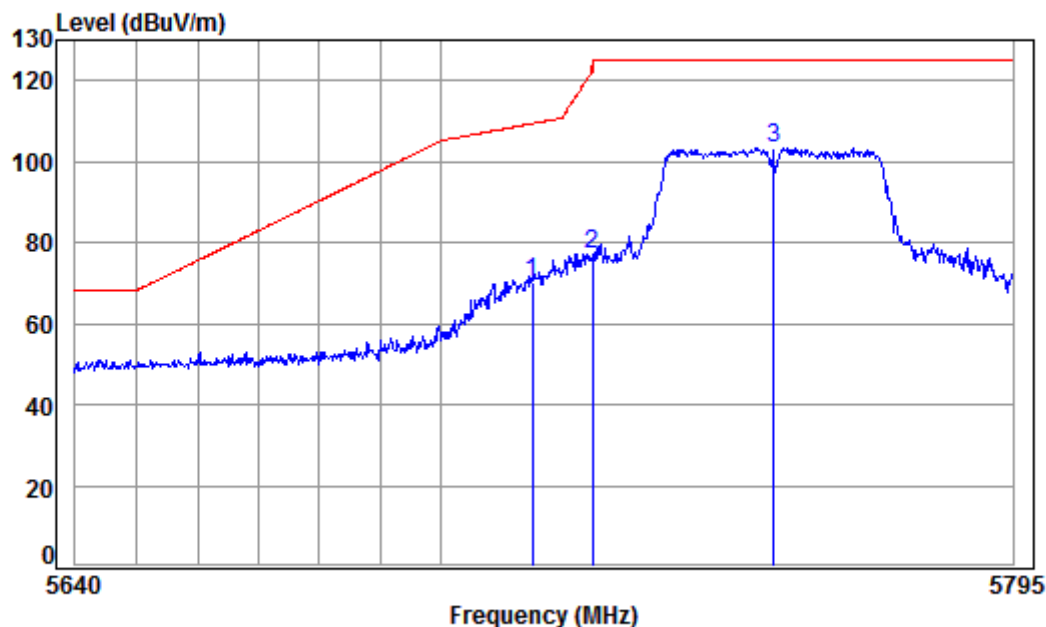


Condition: 3m HORIZONTAL
Job No : 02324CR
Mode : 5755 Band edge
Note : 5G WiFi 11N 40

| | | Cable | Ant | Preamp | Read | Limit | Over | |
|------|----------|-------|--------|--------|-------|--------|--------|-------------|
| | Freq | Loss | Factor | Factor | Level | Level | Line | Remark |
| | MHz | dB | dB/m | dB | dBuV | dBuV/m | dBuV/m | dB |
| 1 | 5715.000 | 9.61 | 34.82 | 41.85 | 61.83 | 64.41 | 109.40 | -44.99 peak |
| 2 | 5725.000 | 9.64 | 34.83 | 41.84 | 67.60 | 70.23 | 122.20 | -51.97 peak |
| 3 pp | 5755.000 | 9.75 | 34.86 | 41.81 | 94.70 | 97.50 | 125.20 | -27.70 peak |



Mode:j; Polarization:Vertical; Modulation:802.11n; bandwidth:40MHz; Channel:Low



Condition: 3m VERTICAL

Job No : 02324CR

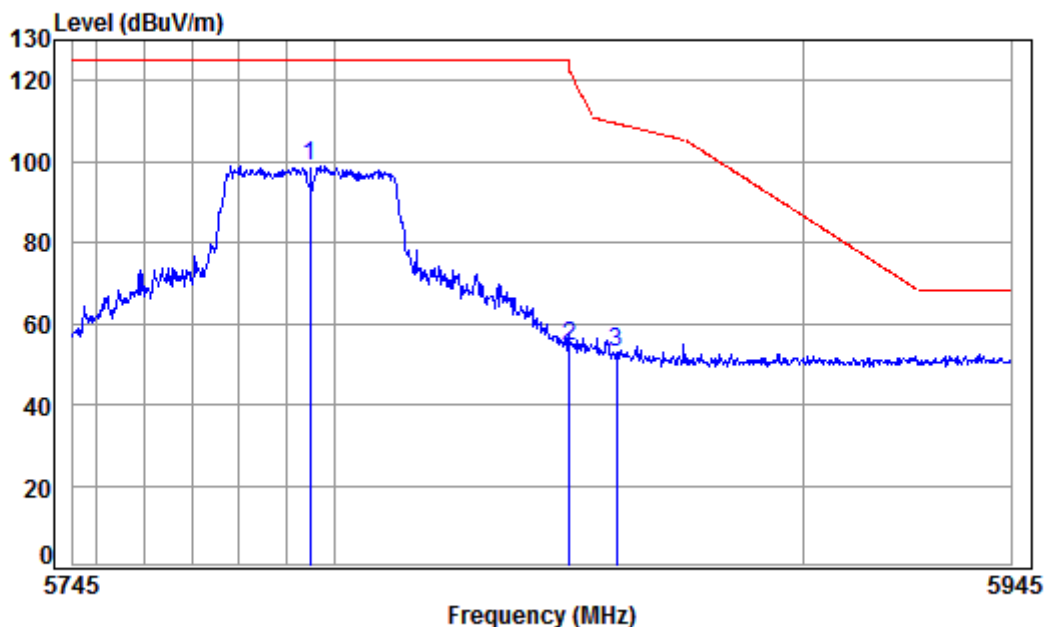
Mode : 5755 Band edge

Note : 5G WiFi 11N 40

| | | Cable | Ant | Preamp | Read | Limit | Over | |
|------|----------|-------|--------|--------|--------|--------|--------|-------------|
| | Freq | Loss | Factor | Factor | Level | Level | Line | Remark |
| | MHz | dB | dB/m | dB | dBuV | dBuV/m | dBuV/m | dB |
| 1 | 5715.000 | 9.61 | 34.82 | 41.85 | 67.68 | 70.26 | 109.40 | -39.14 peak |
| 2 | 5725.000 | 9.64 | 34.83 | 41.84 | 74.30 | 76.93 | 122.20 | -45.27 peak |
| 3 pp | 5755.000 | 9.75 | 34.86 | 41.81 | 100.65 | 103.45 | 125.20 | -21.75 peak |



Mode:j; Polarization:Horizontal; Modulation:802.11n; bandwidth:40MHz; Channel:High



Condition: 3m HORIZONTAL

Job No : 02324CR

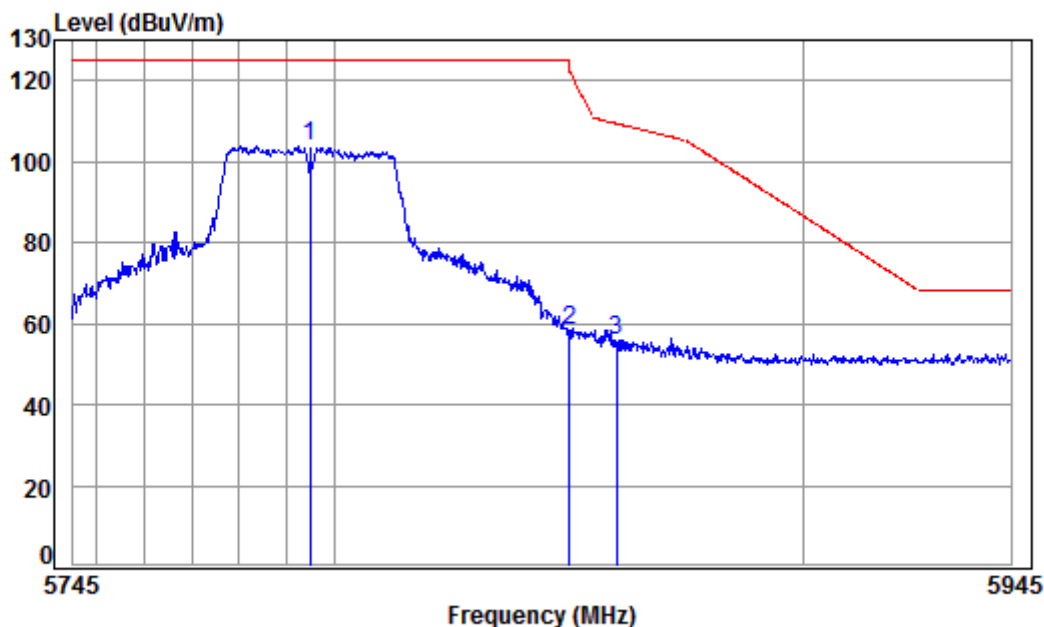
Mode : 5795 Band edge

Note : 5G WiFi 11N 40

| | | Cable | Ant | Preamp | Read | Limit | Over | |
|------|----------|-------|--------|--------|-------|--------|--------|-------------|
| | Freq | Loss | Factor | Factor | Level | Level | Line | Remark |
| | MHz | dB | dB/m | dB | dBuV | dBuV/m | dBuV/m | dB |
| 1 pp | 5795.000 | 9.88 | 34.90 | 41.78 | 95.91 | 98.91 | 125.20 | -26.29 peak |
| 2 | 5850.000 | 10.07 | 34.95 | 41.73 | 51.09 | 54.38 | 122.20 | -67.82 peak |
| 3 | 5860.000 | 10.10 | 34.96 | 41.72 | 49.52 | 52.86 | 109.40 | -56.54 peak |



Mode:j; Polarization:Vertical; Modulation:802.11n; bandwidth:40MHz; Channel:High



Condition: 3m VERTICAL

Job No : 02324CR

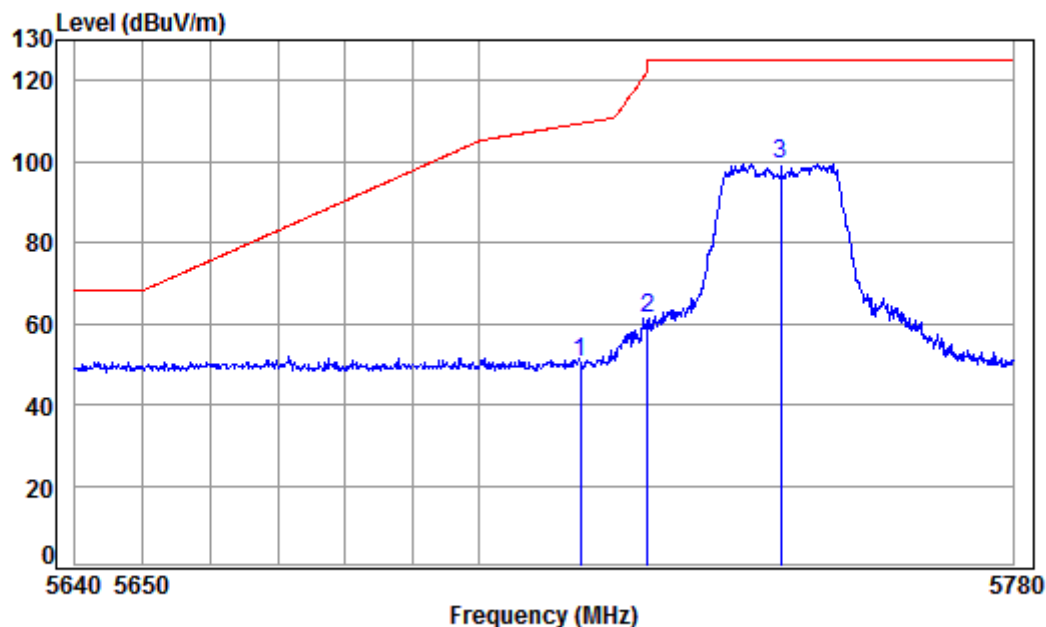
Mode : 5795 Band edge

Note : 5G WiFi 11N 40

| | | Cable | Ant | Preamp | Read | Limit | Over | |
|------|----------|-------|--------|--------|--------|--------|--------|-------------|
| | Freq | Loss | Factor | Factor | Level | Level | Line | Remark |
| | MHz | dB | dB/m | dB | dBuV | dBuV/m | dBuV/m | dB |
| 1 pp | 5795.000 | 9.88 | 34.90 | 41.78 | 100.60 | 103.60 | 125.20 | -21.60 peak |
| 2 | 5850.000 | 10.07 | 34.95 | 41.73 | 55.23 | 58.52 | 122.20 | -63.68 peak |
| 3 | 5860.000 | 10.10 | 34.96 | 41.72 | 52.66 | 56.00 | 109.40 | -53.40 peak |



Mode;j; Polarization:Horizontal; Modulation:802.11ac; bandwidth:20MHz; Channel:Low



Condition: 3m HORIZONTAL

Job No : 02324CR

Mode : 5745 Band edge

Note : 5G WiFi 11AC 20

| | | Cable | Ant | Preamp | Read | Limit | Over | |
|------|----------|-------|--------|--------|-------|--------|--------|-------------|
| | Freq | Loss | Factor | Factor | Level | Level | Line | Remark |
| | MHz | dB | dB/m | dB | dBuV | dBuV/m | dBuV/m | dB |
| 1 | 5715.000 | 9.61 | 34.82 | 41.85 | 47.67 | 50.25 | 109.40 | -59.15 peak |
| 2 | 5725.000 | 9.64 | 34.83 | 41.84 | 58.59 | 61.22 | 122.20 | -60.98 peak |
| 3 pp | 5745.000 | 9.71 | 34.85 | 41.82 | 96.80 | 99.54 | 125.20 | -25.66 peak |