SOUNDSTREAM
Picasso

Quick Start Guide/快速入门指南

① What's in the box/包装盒里有什么



Main Unit/主机 X 1

Charging cable/充电电缆 X 1

② Control Buttons/控制按钮

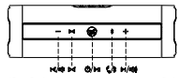

- Short Press: Previous track
- Short Press: Sound/stream connect
- Short Press: Pause/Play
- Short Press: Turn on BT/TEL(accept/end)
- Short Press: Next track

Long press: Reduce volume
Long press: Light effect 1/2/OFF
Long press: ON/OFF
Long press: Unpairing
Long press: Increase Volume

- 短按: 上一首
- 短按: Sound/stream连接
- 短按: 暂停/播放
- 短按: 打开蓝牙/电话（接听/挂断）
- 短按: 下一首

长按: 减小音量
长按: 灯光效果1/2 / OFF
长按: 开机
长按: 取消配对
长按: 增加音量

SOUNDSTREAM
Picasso

Quick Start Guide/快速入门指南

③ Aux In/USB PC Connection 音频输入/ USB电脑连接

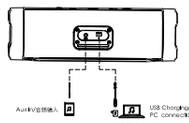

④ Bluetooth Smart device connection/蓝牙智能设备连接

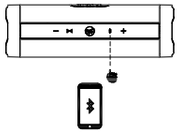

SOUNDSTREAM
Picasso

Quick Start Guide/快速入门指南

⑤ Hands-free Connection/免提连接

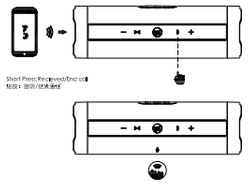

⑥ Soundstream Connect/无线互联

Wirelessly links Soundstream Connect speakers together and play in stereo mode max 2 speakers.
无线互联音箱，最多支持2台音箱联接，可播放立体声模式。

SOUNDSTREAM
Picasso

Quick Start Guide/快速入门指南

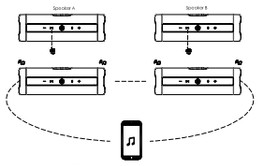

Soundstream connect link 2 compatible speakers in stereo.
When the Soundstream speakers are Bluetooth linked , (⏮&⏯)light will stop blinking .
You can now play the same music on 2 speakers with Soundstream connect Soundstream.
2台音箱互联组成立体声音箱。
完成音箱互联后，蓝牙互联指示灯(⏮&⏯)停止闪烁。
2台音箱互联后，可播放音乐。

Step 1: Press Bluetooth Button — 第一步: 打开蓝牙
Step 2: Press Soundstream connect button (⏮Logo will start blinking) — 第二步: 按开启按钮 (⏮按钮将开始闪烁)
Step 3: (⏮&⏯)light will stop blinking when Connected — 第三步: (⏮&⏯)指示灯停止闪烁
Step 4: Play music in stereo mode — 第四步: 以立体声模式播放音乐

SOUNDSTREAM
Picasso

Quick Start Guide/快速入门指南

⑦ LED Behavior/LED状态

	Charging状态		Working状态	
	(Yellow)	(Yellow)	(Red)	(Red)
	N/A	Power on/开机	Low battery/电池电量	Charge/充电
	Speaker connect/音箱连接	Speaker disconnect/音箱断开	N/A	N/A
	Bluetooth Pairing/蓝牙配对	Bluetooth Connected/蓝牙已连	N/A	N/A

⑧ Warning/警告

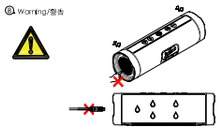

Picasso is IPX7 waterproof.
IMPORTANT: To ensure that the Picasso is waterproof, remove all cable and close the cap tightly; exposing liquids may result in permanent damage to the speaker. Do not expose Picasso to water while charging, doing so may result in permanent damage to the speaker or cause electrocution.
IPX7 waterproof is defined as the speaker can be immersed in water up to 1m for up to 30minutes.

SOUNDSTREAM
Picasso

Quick Start Guide/快速入门指南

NOTE: This equipment has been tested and found to comply with the limits for a Class B digital device, pursuant to part 15 of the FCC Rules. These limits are designed to provide reasonable protection against harmful interference in a residential installation. This equipment generates uses and can radiate radio frequency energy and, if not installed and used in accordance with the instructions, may cause harmful interference to radio communications. However, there is no guarantee that interference will not occur in a particular installation. If this equipment does cause harmful interference to radio or television reception, which can be determined by turning the equipment off and on, the user is encouraged to try to correct the interference by one or more of the following measures:
•Reorient or relocate the receiving antenna.
•Increase the separation between the equipment and receiver.
•Connect the equipment into an outlet on a circuit different from that to which the receiver is connected.
•Consult the dealer or an experienced radio/TV technician for help.
Changes or modifications not expressly approved by the party responsible for compliance could void the user's authority to operate the equipment.
This device complies with Part 15 of the FCC Rules. Operation is subject to the following two conditions:
(1)This device may not cause harmful interference, and
(2)This device must accept any interference received, including interference that may cause undesired operation.
Battery Warning: Do not disassemble, strike, crush, or throw in fire. If there is severe bulging, do not continue to use it. Do not put it in a hot environment. Do not use the battery after it has been immersed in water.

Picasso具备IPX7防水等级。
重要提示：为确保添加索具有防水功能，请取下所有电缆并紧紧盖上盖子；暴露液体可能会导致永久性损坏扬声器。充电时不要将毕加索暴露在水中，否则可能会对扬声器或原因造成永久性损坏触电。
IPX7防水等级的定义是扬声器可在深达1米的水下浸泡长达30分钟。
电池警告：禁止拆解、撞击、挤压或投入火中。若出现严重鼓胀，请勿继续使用。请勿置于高温环境中。电池浸水后禁止使用。

SOUNDSTREAM
Picasso

Quick Start Guide/快速入门指南

Specifications/规格:

- Bluetooth version: 4.2
- Support: A2DP V1.3,AVRCP V1.6, HFP V1.7,SSP V1.2
- Passive radiator: 2 x 61mm
- Rated power: 2 x 10W
- Frequency response: 65Hz-20KHz
- Signal-to-noise ratio: >85dB
- Battery type: Li-ion(18.72WH)
- Aux play time: up to 10 hours (Varies by volume level and content)
- Battery charge time: 3.5 hrs
- Dimension(L x W x H): 249 x 77.4 x 78.5 mm
- Weight: 780g
- Bluetooth® transmitter frequency range: 2.402-2.480 GHz
- Bluetooth® transmitter power: -20 ~ 10dBm
- Bluetooth® transmitter modulation: GFSK,π/4 DQPSK,8DPSK
- Microphone Sensitivity: -38±2 2DB
- Low power control: when battery level reach 30%, speaker volume will be drop at 50% max. When battery at 10%, ⏯ will turn red and blink critically. The speakers will shut down when battery is at 5%. Please plug the speakers into the wall outlet and charge fully.

单位:

- 蓝牙版本: 4.2
- 支持: A2DP V1.3,AVRCP V1.6, HFP V1.7,SSP V1.2
- 被动盆: 2 x 61mm
- 额定功率: 2 x 10W
- 频率响应: 65Hz-20KHz
- 信噪比: > 85dB
- 电池类型: 锂ion(18.72WH)
- 音乐播放时间: 长达10小时 (根据音量大小和内容而异)
- 电池充电时间: 3.5小时
- 尺寸(长 x 宽 x 高): 249 x 77.4 x 78.5 mm
- 重量: 780g
- Bluetooth®蓝牙发射机频率范围: 2.402-2.480 GHz
- Bluetooth®蓝牙发射机频率功率: -20 ~ 10dBm
- Bluetooth®蓝牙发射机调制: GFSK,π/4 DQPSK,8DPSK
- 麦克风 灵敏度:-38±2 2DB
- 低电量控制: 当电池电量达到30%时，扬声器音量将以最大50%重放。
当电池电量为10%时，⏯将变为红色并快速闪烁。
并且电池电量为5%时关闭。请将扬声器插入墙上插座并充分充电。

SOUNDSTREAM WARRANTY NO:1000001

WARRANTY CARD

MODEL NO:	
SERIAL NO:	

DEALER'S NAME & ADDRESS(STAMP)

D D M M Y Y Y Y

IMPORTANT!

The warranty is void if the following conditions are met: 1. Damaged and modified NAMEPLATE and SERIAL NUMBER. 2. Damaged by Human Error (Fall down, Crush, etc.) 3. Damaged by unauthorized repairing or modification. 4. Damaged by improper operation or improper connecting speaker or amplifier the incorrect way.
Please properly fill in the warranty card and keep it for future use.

SOUNDSTREAM WARRANTY NO:1000001

WARRANTY REGISTRATION CARD

MODEL NO:	
SERIAL NO:	

CUSTOMER'S PARTICULAR
CUSTOMER'S NAME: _____
ADDRESS: _____
_____
MOBILE: _____ TEL NO: _____

DEALER'S NAME & ADDRESS(STAMP)

DATE OF PURCHASE

D D M M Y Y Y Y

SOUNDSTREAM 保修编码:1000001

保修卡

产品型号:	
序列号:	

D D M M Y Y Y Y

经销商信息和印章

重要提示

保修卡有效的条件是满足以下条件: 1. 损坏的铭牌和序列号。2. 因人为错误造成的损坏（比如摔落，挤压等）。3. 因不当操作或不当连接扬声器或放大器造成的损坏。
请妥善填写保修卡并保存以备将来使用。

SOUNDSTREAM 保修编码:1000001

保修登记卡

产品型号:	
序列号:	

客户信息:
姓名: _____
地址: _____
_____
手机号码: _____ 固话号码: _____

经销商信息和印章

购买日期

D D M M Y Y Y Y