

APPENDIX-PHOTOGRAPHS OF EUT CONSTRUCTIONAL DETAILS

Model: SHU1M1A200

Photo 1




Photo 2



Photo 3




Photo 4




Photo 5




Photo 6

