

A **smart device** to track lost items
and send SOS-alerts

User Guide

SpotyPal



GET STARTED

1. Get the app

Get the free app from App Store or Play Store

Download on the
App Store



Download on the
Google Play



2. Enable Bluetooth & Location

Enable Bluetooth on your smartphone to communicate with the device.

Turn on Location services to have most up-to-date information about your device



Bluetooth

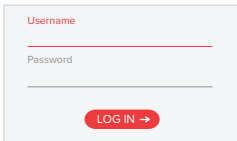


Location



3. Sign Up / Log In

Sign Up or Log into your account.




A light gray rectangular box containing a login form. At the top, the word "Username" is written in red. Below it is a horizontal red line representing the input field. Underneath that, the word "Password" is written in gray. Below it is a horizontal gray line representing the input field. At the bottom center of the box is a red rounded rectangle button with the text "LOG IN" in white, followed by a white right-pointing arrow.

4. Connect & Activate your device

- Hold the device close to your phone
- Press the button on the device until you hear a beep and the LED starts flashing.
- Wait for the activation


5. Attach your device

Attach your device to the item you want to track



6. Keep your device & app connected

Leave the app running in the background to keep communication with your device



MAIN FEATURES



Find your item

Just launch the app and ring the device to locate the item quickly.



Find your phone

Ring your phone with the device, even on silent.



SOS alerts

In case of danger, press the button on your device to send SOS alert with your GPS position to predefined users.



Last seen location

If the item is out of range, see on map where you last had it.



Separation alert

Get notified when you're about to leave your item or phone behind.



Device Alarm

Activate the Alarm in the App and let the device wake you up. No need to keep your phone next to you anymore.



Not to forget lists

Create lists with items and check if you have left something behind.



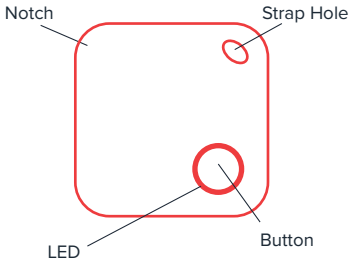
Crowd-finding

If your item is completely lost and the attached device is out of range, report it to Finding Community to help you find it.

USE AND CARE

- The device is rated to be splash proof only. Do not immerse the device in water to avoid irreparable damage.
- Exposure to extreme cold or hot temperatures can affect its performance.
- Please keep the device out of reach of young children and pets. It contains small parts and presents a choking hazard.

Know your device



Change battery



Open the device from the notch on the side with the opener (triangle plastic piece).



Replace the old battery with the new one. The battery type is CR2032.



After putting the cover back, press the button to connect to your phone again.

Battery Safety



Dangerous to life. Keep batteries out of the reach of pets and children. If swallowed, seek medical help immediately.



Fire hazard. Do not short-circuit batteries. Batteries may overheat or explode.



Do not expose batteries to water or fire. Do not attempt to charge not-rechargeable batteries. The batteries may explode.

Disposal and Recycling

The packaging is made of eco-friendly, recyclable materials.

Batteries contain toxic substances that must be treated separately from domestic waste. The device has to be disposed separately from ordinary household waste at the end of its life.

We suggest contacting your local waste administration regarding the appropriate way of disposal and recycling so as to help conserve natural resources.

Warranty

The device has been manufactured and thoroughly tested to meet strict quality standards. The warranty covers defects in materials and manufacturing process.

For more details, visit
www.spotypal.com/warranty



Online up-to-date User Guide at
<https://www.spotypal.com/user-guide>

SpotyPal by Terracom Informatics Ltd.
Ethnikis Antistasis 79, Katsikas, Ioannina, 45221, Greece

FCC Statement

This equipment has been tested and found to comply with the limits for a Class B digital device, pursuant to part 15 of the FCC Rules. These limits are designed to provide reasonable protection against harmful interference in a residential installation. This equipment generates, uses and can radiate radio frequency energy and, if not installed and used in accordance with the instructions, may cause harmful interference to radio communications. However, there is no guarantee that interference will not occur in a particular installation. If this equipment does cause harmful interference to radio or television reception, which can be determined by turning the equipment off and on, the user is encouraged to try to correct the interference by one or more of the following measures:

- Reorient or relocate the receiving antenna.
- Increase the separation between the equipment and receiver.
- Connect the equipment into an outlet on a circuit different from that to which the receiver is connected.
- Consult the dealer or an experienced radio/TV technician for help.

Caution: Any changes or modifications to this device not explicitly approved by manufacturer could void your authority to operate this equipment.

This device complies with part 15 of the FCC Rules. Operation is subject to the following two conditions: (1) This device may not cause harmful interference, and (2) this device must accept any interference received, including interference that may cause undesired operation.

RF Exposure Information

The device has been evaluated to meet general RF exposure requirement. The device can be used in portable exposure condition without restriction.