

Bluetooth Earwarmer

www.fownesbrothers.com

Thank you for selecting our latest Bluetooth headset, please read this User's Manual carefully before you operate this headset, and please save this Manual for further reference. Before operating, please read all the Safety notice to ensure the safe and appropriate use.

Safety Notice:

Please observe the rules of the Country or Region which you are in while driving.

Do not disassemble or modify the headset for any reason, otherwise, It may damage the headset.

Please keep the equipment along with all the accessories out of the reach of children and pets. Improper use could cause suffocation and serious injury.

Extreme temperatures may cause the device to malfunction, reduce the charging capacity and shorten the working life.

Please do not wet the device, for the liquid can cause damage to the device. Remove any moisture.

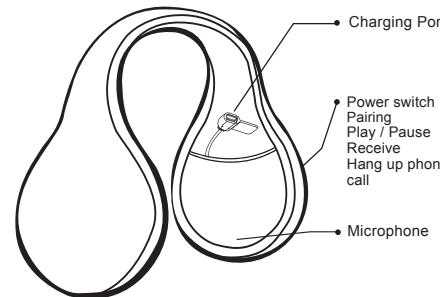
Model: KBJ-103N-T8290-BTH **FOWNES**
FOWNES BROS & CO. INC
16 EAST 34TH ST.,
5TH FLOOR, NY, NEW YORK 10016



It will damage your hearing if you listen with high volume for a long time. It is recommended that only use the lowest volume which is necessary for speaking and listening to music.

1. Guide

■ Headset introduction



USB Charging Cable:



2. Instruction

■ Key Function

Power on Pairing	Press the button for 5 seconds to switch on and enter into pairing mode (The red indicator flashes once and the blue indicator flashes twice, and then the red and blue indicators take turns to flash)
Power off	Press the button for 3 seconds to switch off (the red indicator flashes once)
Receive Hang up phone call	When calls coming, press the button once to receive phone calls, press again to hang up phone calls, Press the button for 2 seconds to reject phone calls
Play/Pause	In music mode, press the button once to pause, and press it again to play. (when phone call comes, the music will be off. When phone call is off, the music will continue)
SIRI	When the bluetooth is on, press the button twice this will activate the SIRI function

3. Bluetooth Indicator Status

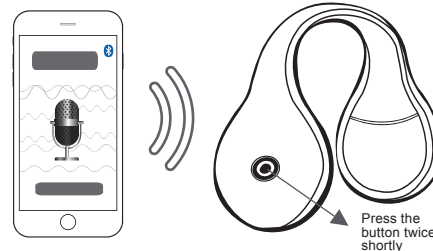
Work Status	Indicator Light Status	Remark
Switch on	Red indicator flash once Blue indicator flash once	
Switch off	Red indicator flash once	
Pairing Mode	Red and blue indicators take turns to flash	
Connection	Blue indicator will flash once every 6 seconds	
Phone call	Blue indicator will flash once every 6 seconds	
Play Music	Blue indicator will flash once every 6 seconds	

Low battery warning	Red indicator will flash once every 60 seconds	
Charging	Red indicator is on all the time when charging; the light is off when charged full	

4. SIRI :

The function applies to phone with siri and other compatible voice recognition functions.

- (1) Turn on the bluetooth function of the phone.
- (2) Press button for 5 seconds to switch on and enters into pairing mode when the red and blue indicators take turns to flash.
- (3) Find "Bluetooth Earwarmers" from the device list of the phone and make connection.
- (4) Press the key twice shortly to activate siri function.
- (5) Microphone on the phone will appear at that time, and you can use siri directly.



5. Voice Prompt Function

VOICE PROMPT	STATUS
Power on	When you turn the headphone on
Pairing	When entering into pairing mode
Your device is connected	When connect the device successfully
Power off	When you turn the headphone off
Incoming call	When there comes a call
Low battery	Low battery warning

6. Headset Charging

This headset is equipped with built-in non-detachable and rechargeable battery. Please make sure that the battery is charged full for the first time use.

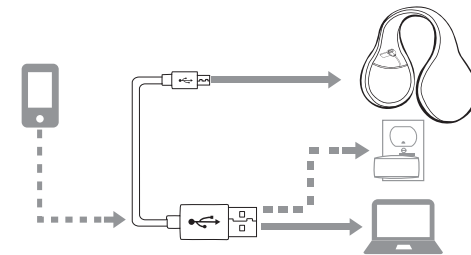
■ Connect the charger to the charging port.

■ Insert the charger into a standard power outlet. During charging, the indicator will turn Red.

■ After full charging, red indicator will turn off. Please unplug the travel charger from the power outlet and headset.

■ Please do not dial or receive phone calls during charging.

■ When the battery is low, the headset will prompt and the red indicator will flash.



7. Project Specification and Instruction

- Bluetooth Version : V4.1
- Supported devices: Bluetooth mobile phones, Bluetooth speakers Bluetooth PC and other Bluetooth devices
- Maximum work range: 33 Feet (10 Meters)
- Talk time: About 15 Hours
- Music play: About 13 Hours
- Charging time: 2.5 Hours
- Charging Voltage: DC 5V
- Work Voltage: 3.7V 250MAH
- Microphone Sensitivity: 38±3dB
- Transmitter: Class 2
- Frequency Response: 20Hz~20KHz

※ The actual time may vary from mobile phone types and functions.

NOTE: This equipment has been tested and found to comply with the limits for a Class B digital device, pursuant to part 15 of the FCC Rules. These limits are designed to provide reasonable protection against harmful interference in a residential installation. This equipment generates uses and can radiate radio frequency energy and, if not installed and used in accordance with the instructions, may cause harmful interference to radio communications. However, there is no guarantee that interference will not occur in a particular installation. If this equipment does cause harmful interference to radio or television reception, which can be determined by turning the equipment off and on, the user is encouraged to try to correct the interference by one or more of the following measures:

- Reorient or relocate the receiving antenna.
- Increase the separation between the equipment and receiver.
- Connect the equipment into an outlet on a circuit different from that to which the receiver is connected.
- Consult the dealer or an experienced radio/TV technician for help

Changes or modifications not expressly approved by the party responsible for compliance could void the user's authority to operate the equipment.

Use the Bluetooth Earwarmer in the environment with the temperature between -10°C and 40°C, otherwise, it may damage your Bluetooth Earwarmer. It can be operating under 2000m.

Hereby, (FOWNES BROS & CO. INC) declare that the radio equipment type (Bluetooth Earwarmer) is compliance with Directive 2014/53/EU.

For Battery: Risk of explosion battery is replaced by an incorrect type, dispose of used batteries according to the instructions.

To prevent possible hearing damage, do not listen at high volume levels for long periods.

The product supplied by build-in lithium battery, and charged from Micro-B USB port. Antenna gain: 0dBi

Operating Frequency Range(s): 2402MHz~2480MHz The maximum RF Output Power: 0.30dBm



FCC ID: 2APAY-KBJ-103N

THIS DEVICE COMPLIES WITH PART 15 OF THE FCC RULES. OPERATION IS SUBJECT TO THE FOLLOWING TWO CONDITIONS: (1) THIS DEVICE MAY NOT CAUSE HARMFUL INTERFERENCE, AND (2) THIS DEVICE MUST ACCEPT ANY INTERFERENCE RECEIVED, INCLUDING INTERFERENCE THAT MAY CAUSE UNDESIRABLE OPERATION.