

产品仅适合14岁以上儿童使用  
(Not suitable for children under 14 years old)  
操作前请详阅此说明书  
(Please read through this manual before use)



# Top Racing Series 1:12 全比例四驱高速赛车

## 使用说明书 (Instruction manual)

N0-8812



N0-8813



**2.4 GHZ**  
CONTROL SYSTEM

**1:12**  
SCALE  
CRAWLER

**7.4V1500mAh**  
BATTERY

**4X4**  
4 WHEEL  
DRIVE

**SHOCK**

**RUDDER**  
MACHINE

2.4G FULL-SCALE FOUR-WHEEL HIGH-SPEED RACING CAR

## 注 意 事 项 (Caution proceeding)

- 1、本产品必须在成人直接监护下使用。
- 2、此模型车非玩具，仅限于14岁以上小孩使用。
- 3、本产品内含有细小零件请勿吞食以免发生窒息危险。
- 4、激光辐射，勿直视光束！
- 5、请与高速旋转的车轮保持安全距离，以免发生绞伤危险。
- 6、电机为发热部件，请勿触摸，以免发生烫伤危险。
- 7、为保证航空无线电台（站）电磁环境的要求，禁止在以机场跑道为中心点为圆心、半径5000米的区域内使用各类模型遥控器。
- 8、在国家有关部门发布无线电管制命令的期间、区域内，应按要求停止使用模型遥控器。
- 9、定期检查USB线和其他部件是否损坏，发现损坏时应停止使用，直至修复完好。
1. This product must be used under the direct supervision of adults.
2. This model toy is not for toys only for children over 14 years old.
3. This product contains small parts, please do not swallow, so as not to occur suffocation risk.
4. Laser radiation, do not look directly at the beam!
5. Please keep safe distance from the wheel at high speed so as to avoid the risk of strangulation.
6. Motor heating parts, please do not touch, so as not to burn danger.
7. In order to ensure the electromagnetic environment of the aviation radio station (station), it is forbidden to use all kinds of model remote control in the area with the airport runway as the center point and the radius of 5000 meters.
8. During the period when the radio control commands are issued by the relevant state departments, the model remote control shall be stopped as required.
9. Regularly check the USB line and other parts for damage, and find that the damage should be stopped until the repair is complete.

## 电池使用注意事项(Battery use caution proceeding)

- 1) 产品使用1个可更换7.4V 1500毫安锂电池，遥控器使用4节1.5V “AA” 非充电电池；
- 2) 电池取出和装入应按模型电池盒上的极性和电压标志进行正确操作，电池不应短路；
- 3) 非充电电池不能充电；
- 4) 充电电池必须在成人监护下充电；
- 5) 充电电池在充电前应从模型中取出；
- 6) 不同类型的电池或新旧电池不能混用；
- 7) 只有和推荐电池相同或者等效的电池方可使用；
- 8) 用尽的电池应从模型中取出，若长期不使用，请将模型中电池取出；
- 9) 电源端子不得短路；
- 10) 不能连接到多于推荐数量的电源上；
- 11) 锂电池只能使用推荐的USB线进行充电，USB线不是模型。
- 1) Products using a replaceable 7.4 V 1500 ma lithium battery, remote control using 4 section 1.5 V "AA" non rechargeable batteries;
- 2) The battery out and load should be polarity and voltage of battery pack according to the model logo for proper operation, the battery should not be short circuit;
- 3) The rechargeable battery can't charge;
- 4) Rechargeable battery must be charged under adult supervision;
- 5) Rechargeable battery before charging should be removed from the model;
- 6) Of the different types of batteries or old and new battery can't mix;
- 7) Only and recommended cell battery can use the same or equivalent;
- 8) Run out of battery should be removed from the model, if do not use for a long time, please take out battery in the model;
- 9) Power terminal shall not be short circuit;
- 10) Cannot be connected to more than the recommended number of power;
- 11) Lithium battery can only be used to recommend USB cable for charging, USB cable is not a model.





- 勿把模型放在高温、潮湿及阳光直射的地方。  
Do not expose this model to high temperature, humidity or direct sunlight.

## 安全操作模型(OPERATING YOUR MODEL SAFELY)

### 警告 WARNING!

不可在以下地方或情形下使用本车(不遵循操作惯例可能会导致事故发生)  
Do NOT operate the model in the following places and situations.(Non-observance may lead to accident!)

- 只可在空旷无人的地方使用本车!  
勿在以下地方使用本车:  
Operate your model in spacious areas ONLY with few people around! Do not operate it:  
1. 公路上。  
On road!  
2. 儿童或人群聚集的地方。  
In places where children and many people gather!  
3. 生活区公园内  
In residential districts and parks!  
4. 室内或空间有限的地方。不遵循操作惯例可能会导致人身伤害或财产损失!  
Indoors and in limited space! Non-observance may result in personal injury and property damage!

- 须经常检查无线电装置的干电池!  
Always check the radio batteries!  
若电池电量不足,发射和接收效果将不理想。在这种情况下,车子可能会出现失控现象,也可能导致严重事故!  
With weak dry batteries, transmission and reception of the radio would fall off. You may lose control of your model in such condition. This may also cause serious accidents!

- 保持警惕,周围可能有人也在操作模型车!  
Keep in mind that people around you may also operate a radio control model! 勿与他人同时使用同一频率!否则信号会发生混乱,车子会失控,可能导致事故发生。  
NEVER share the same frequency with somebody else at the same time! Otherwise, Radio signals will be mixed up and you will lose control to your model. This may lead to accidents.



- 当车子行动异常时立即停止使用并检查其原因。  
The car must stop immediately and check for the reasons when it is operating abnormal. 只要车子故障未被消除,则不能使用车子。否则可能会出现更大的故障,并发生意外事故。  
As long as the problem is not cleared, do NOT operate it! This may lead to further trouble and unforeseen accidents!



### 警告 WARNING!

为了避免发生事故或受伤,请遵守以下规定:  
In order to avoid accidents and personal injury, be sure that you have observe the following points:

#### 电池的安全:

The safety of battery:


1. 将耗尽电量的电池交给专门的环保部门处理!  
Exhaust battery should be safely dispose!
2. 非充电电池禁止充电,否则可能有爆炸的危险!  
Non rechargeable batteries are not to be recharged, there is danger of explosion!
3. 不可将电池扔进火源里,否则可能引起电池爆炸!  
Do not throw the of battery into a fire! There is danger of explosion!
4. 不可吞嚼电池!  
Do not swallow battery!
5. 将电池放在凉爽、干燥避光及小孩接触不到的地方!  
Store only in cool, dry and dark places and should be keep out of the children!
6. 电池漏液而且滴到眼睛里,请马上用大量的清水清洗,然后到附近的医院就医。  
When the battery leaks the liquid and let it into you eyes, please right away rinse them and consult an ophthalmologist.

- 不可将手指或其他物体放进正在旋转或移动的部件中。  
Do NOT put fingers or any objects inside rotating and moving parts!
- 刚使用完马时,勿触摸马达,因有烫伤危险!  
Right after use, do NOT touch the motor! Danger of burning yourself!

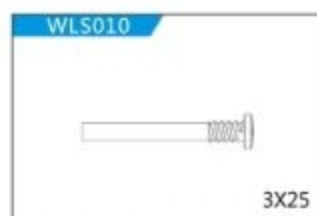


禁止 (PROHIBITED)

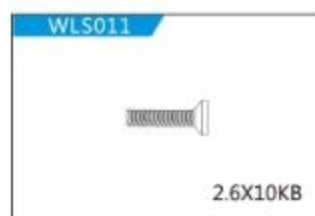




2.6X16.8 半牙螺丝  
2.6X16.8 Half thread screw



3X25 半牙螺丝  
3X25 Half thread screw



2.6X10 沉头螺丝  
2.6X10 Countersunk head screw



2.6X12 沉头螺丝  
2.6X12 Countersunk head screw



T头台阶螺丝  
T head step screw



球头螺丝  
Ball head screw



避震T型轴  
Anti-vibration T axis



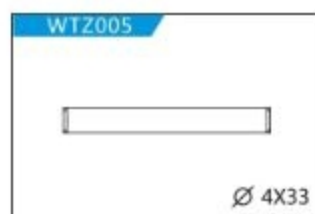
3.0X42.5 T型轴  
3.0X42.5 T-shaft



1.5X10 光轴  
1.5X10 Optical shaft




3.0X54.50 光轴  
3.0X54.50 Optical shaft



4X33 光轴  
4X33 Optiactal shaft



4.0X33 单花轴  
4.0X33 Single flower shaft



双头切轴  
Double cut shafts



狗骨  
Dog bone



合金万向节  
Alloy universal joint



R型锁扣  
R-shape lock catch



转向压簧  
Steering pressure spring



后避震压簧  
Shock absorption pressure spring



前避震压簧  
Before the shock compression spring



后轮轴  
Rear wheel shaft



4.8X6.8 球头套  
4.8X6.8 Ball head sleeve



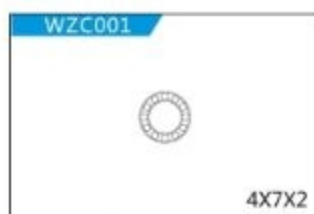
避震圆螺母  
Round nut



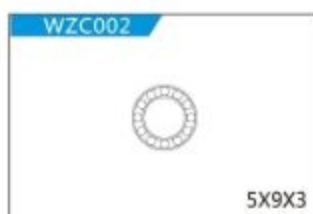
避震六角螺母  
Hexagonal nut



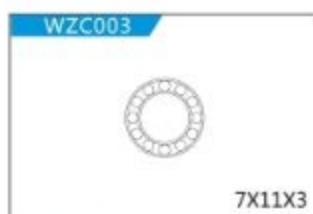
轮子防滑螺母  
Non-slip nuts



4X7X2mm 轴承  
4X7X2mm Bearing



5X9X3mm 轴承  
5X9X3mm Bearing



7X11X3mm 轴承  
7X11X3mm Bearing



10X15X4mm 轴承  
10X15X4mm Bearing



散热片  
Cooling fin



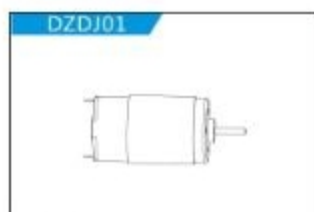
电池  
battery



接收板  
Receiving plate



开关  
Switch



390电机  
390 Motor



后减震总成  
After the suspension assembly



前减震总成  
Before the suspension assembly



2.4G 全比例遥控器  
2.4G full scale remote control



舵机  
Rudder



电机组件  
Motor Assembly



前差速组件  
Components of the front differential case



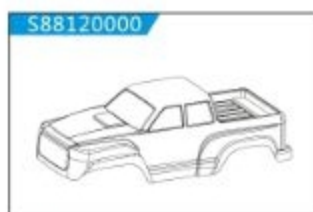
后差速组件  
Components of the rear differential case



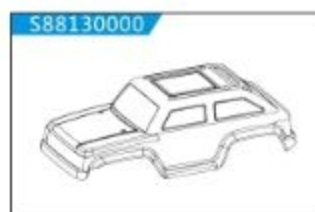
左车轮  
Left tire



右车轮  
Right tire



8812车面  
8812 Car surface



8813车面  
8813 Car surface



## 安全注意事项 <SAFETY PRECAUTIONS>

- 此无线遥控模型并非玩具！
- 操作前要完成装配，以便可享受到更多的乐趣。操作后要  
做维护工作，替换零件和自选零件可分开用。
- 干电池或充电电池的的不适当使用，会损害车或无线电的  
系统。

- It is a radio control model, not a toy!
- In order to enjoy running the car, you need to finish assembly before operation. Do routine maintenance work after operation. Replacement parts and option parts are available separately.
- Improper usage with Alaline cells or rechargeable batteries may damage the electronics for the car or the radio.

为了安全地操作此模型，请遵守以下规定：

<IN ORDER TO OPERATION THE CAR SAFELY, BE SURE THAT YOU HAVE OBSERVED THE FOLLOWING POINTS:>



为了避免发生事故(对车和人而言)，请遵守以下各项。  
Please follow the points as below in order to prevent accident from happening to the car and people.



- 开始组装前，须彻底阅读说明书。为了正确地装配模型，首次装配者应请教有操作经验的人。Be sure to read thoroughly the manual before you begin. Fresh user should seek advice from people having rich experience in order to assemble the model correctly.



- 勿反接或分解电池，这会导致电池的破损或漏液。Never reverse connection/disassemble the battery. This may lead to damage and leakage.



- 产品含有小且尖锐的零件，所以在装配和贮藏时，要放在儿童摸不到的地方。As the product contains small and sharp parts, assemble and store this product only in places out of the reach of children.



- 勿在公共车道或人群拥挤的地方操作模型，以免发生意外事故。Do not operate the model on public roads, in crowded places and near infant as it may cause accidents.



请遵循以下操作步骤，以免你的身体受到伤害或损害到材料的特性。  
Please follow the following steps operate, in order to prevent hurt to your body or damage of material property.

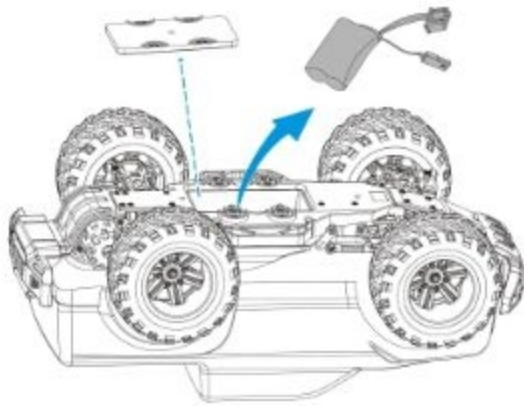


- 刀具，镊子，螺丝等需小心处理。Cutters, nippers and screwdrivers need careful handling.



- 涂装时，必须在通风设备好的地方。Painting must be done only in a well-ventilated area.

- 当模型不使用时，先关闭模型车。后关遥控器电源。此外，断开模型车的电池连接，并从遥控器中取出电池，以免电池过热或漏液。When the model is not in use, always turn off the receiver and transmitter. Further more, disconnect the batteries and remove them from the model and the transmitter. This may be dangerous such as overheat and leakage.



changes or modifications not expressly approved by the party responsible for compliance could void the user's authority to operate the equipment.

This equipment has been tested and found to comply with the limits for a Class B digital device, pursuant to Part 15 of the FCC Rules. These limits are designed to provide reasonable protection against harmful interference in a residential installation. This equipment generates, uses and can radiate radio frequency energy and, if not installed and used in accordance with the instructions, may cause harmful interference to radio communications. However, there is no guarantee that interference will not occur in a particular installation.

If this equipment does cause harmful interference to radio or television reception, which can be determined by turning the equipment off and on, the user is encouraged to try to correct the interference by one or more of the following measures:

- Reorient or relocate the receiving antenna.
- Increase the separation between the equipment and receiver.
- Connect the equipment into an outlet on a circuit different from that to which the receiver is connected.
- Consult the dealer or an experienced radio/TV technician for help.

This equipment complies with FCC radiation exposure limits set forth for an uncontrolled environment.

This transmitter must not be co-located or operating in conjunction with any other antenna or transmitter.