

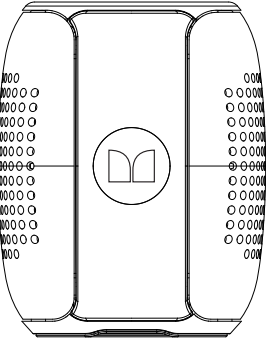
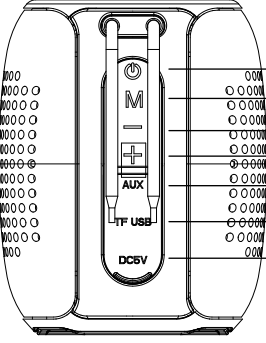





Front

<div><div></div><div>M200 Portable Wireless Speaker</div><div>TWS PORTATIL ALTAVOZ LED INALAMBRICO</div><div></div><div>Model: 2MNSK2049B0A4</div></div>	<p>Features:</p> <ul style="list-style-type: none">· Hands-free call· Bluetooth· TWS· USB disk playback· TF card slot· FM radio· AUX IN <p>Operation Instructions:</p> <p>Power On/OFF: Hold and press the power button.</p> <p>Play & Pause: Press the power button once.</p> <p>Answer/hang up call: Press the power button once.</p> <p>Redial last call: Double-click the power button.</p> <p>Reject call: Hold and press the power button.</p> <p>Press track: Press the - button once.</p> <p>Next track: Press the + button once.</p> <p>Volume Up: Hold and press the + button.</p> <p>Volume down: Hold and press the - button.</p> <p>Mode Switch: Double-click the M button to switch between FM and Bluetooth.</p> <p>LED Light settings: Click the M button to switch the LED Light.</p> <p>TWS function: When 2 TWS are powered on and in Bluetooth mode, hold and press one speaker's M button for 2-3 seconds. You will hear prompts, indicating 2 speakers are connected successfully. (Please note that if the speaker was connected with a bluetooth device, then they can't enter</p>	<p>TWS mode , they need to be disconnected from the bluetooth device first)</p> <p>TF card mode: Insert a TF card into the slot to automatically switch to card reading mode.</p> <p>USB playback mode: Inserting a USB socket automatically switches to USB reading mode.</p> <p>3.5mm AUX mode: (Aux cable not included) Insert the 3.5mm jack into the speaker AUX port, insert the other 3.5mm end into the output of a multimedia audio source device such as a mobile phone/MP3/PC. The Bluetooth speaker will auto switch to AUX mode.</p> <p>Power ON/OFF and Pairing:</p> <ol style="list-style-type: none">Hold and press the button for 2-3 seconds to turn on; the LED indicator will flash blue quickly.Search the Bluetooth list with the pairing name Monster M200. Click to pair with your Bluetooth device. The LED indicator will stay on after the speaker is connected with Bluetooth.Hold and press the button for 2-3 seconds to turn off. <p>Charge the speaker:</p> <ol style="list-style-type: none">Connect the Micro USB charging cable into the speaker.Make sure USB-A is plugged into a standard USB 5V/1A output to avoid any damage.The LED indicator will stay red while the speaker is charging. The red light will turn off when it is fully charged. Warning: To avoid damage to the Charging Case, please only use a 5V/1A charger.	<p>Troubleshooting:</p> <p>NO POWER: Recharge your speaker using the included Micro USB cable.</p> <p>MUSIC IS NOT PLAYING OVER BLUETOOTH: Make sure your Bluetooth device has A2DP profile. Check if both devices are paired and connected or reconnect your Bluetooth device.</p> <p>BLUETOOTH DEVICE WILL NOT RECONNECT WITH THE SPEAKER: Navigate to your Bluetooth settings menu on your Bluetooth device, tap "Monster M200" and select "Forget." Now follow the steps to pair your device again.</p> <p>POOR SOUND RECEPTION/QUALITY OF AUDIO NOT AS GOOD: Make sure your speakers are charged. Make sure you are within 10m of your Bluetooth device.</p> <p>Warnings:</p> <ul style="list-style-type: none">· Do not dispose of the unit in fire or water.· Never attempt to disassemble and reassemble.· Waste electrical products should not be disposed of with household waste; please recycle where facilities exist.· Check with your local authority for recycling advice.· Keep your device and all accessories out of the reach of children and animals.· Small parts may cause choking or serious injury if swallowed.· Avoid exposing your device to very cold or very hot temperatures (below 0 °C or above 45 °C).	<ul style="list-style-type: none">· Extreme temperatures can cause deforming of the device and reduce the charging capacity and life of your device.· Do not allow your device to get wet; liquids can cause serious damage.· Do not handle your device with wet hands. <p>This product shall not be connected to a power supply source exceeding PS1 (5V d.c. 1A).</p> <p>The battery cannot be subjected to high or low extreme temperatures, low air pressure at high altitudes during use, storage, or transportation. Replacement of a battery with an incorrect type can result in an explosion or the leakage of flammable liquid or gas. Disposal of a battery into fire or a hot oven, or mechanically crushing or cutting of a battery can result in an explosion. Leaving a battery in an extremely high-temperature surrounding environment can result in an explosion or the leakage of flammable liquid or gas.</p>
--	--	--	--	---

Back

<div><div></div><div></div><div><ul style="list-style-type: none">● Power Button● "M" Button● Volume Down / Previous Track● Volume Up / NextTrack● Auxiliary Input● TF/USB● DC5V Input</div></div>	<p>Specifications:</p> <p>Chjpsset: JL</p> <p>Bluetooth version: 5.2V</p> <p>Capacity: lithium battery 1200mAh</p> <p>Loudspeaker Frequency Range:20HZ-20KHZ</p> <p>Speaker unit: Ø57mm 4Ω</p> <p>Output Power: 5W</p> <p>Play time: Up to 3 hours (when playing music at 50% volume)</p> <p>Charging time: 2-3 hours</p> <p>Charging port: Micro USB</p> <p>Product size:93x93x115mm</p> <p>Material: ABS+ Cloth mesh + Silicone</p> <p>Product feature: IPX4 waterproof, RGB Light</p> <p>Function: Bluetooth, TWS, FM, USB, AUX ,TF card slot</p> <p>Includes:</p> <p>1* Micro USB Charging cable</p> <p>1* Speaker</p> <p>1* User manual</p> <p>FCC Statement</p> <p>This equipment has been tested and found to comply with the limits for a Class B digital device, pursuant to Part 15 of the FCC Rules. These limits are designed to provide reasonable protection against harmful interference in a residential installation. This equipment generates</p>	<p>uses and can radiate radio frequency energy and, if not installed and used in accordance with the instructions, may cause harmful interference to radio communications. However, there is no guarantee that interference will not occur in a particular installation. If this equipment does cause harmful interference to radio or television reception, which can be determined by turning the equipment off and on, the user is encouraged to try to correct the interference by one or more of the following measures:</p> <p>-- Reorient or relocate the receiving antenna.</p> <p>-- Increase the separation between the equipment and receiver.</p> <p>-- Connect the equipment into an outlet on a circuit different from that to which the receiver is connected.</p> <p>-- Consult the dealer or an experienced radio/TV technician for help. This device complies with part 15 of the FCC Rules.</p> <p>Operation is subject to the following two conditions:</p> <p>(1) This device may not cause harmful interference, and</p> <p>(2) this device must accept any interference received, including interference that may cause undesired operation. Changes or modifications not expressly approved by the party responsible for compliance could void the user's authority to operate the equipment.</p> <p>The device has been evaluated to meet general RF exposure requirement. The device can be used in portable exposure condition without restriction</p>	<p>Warranty</p> <p>What is covered under the 2 Year Warranty?</p> <p>Monster® warrants that this product will be free from defects in workmanship and materials under normal use (Limited Warranty"). In a case where the product is determined to be "defective", we will repair the product free of charge. If we cannot repair the product, we will replace it for you free of charge.</p> <p>How long am I covered?</p> <p>You are covered for the 2 Years from Purchase</p> <p>What is not covered under the Limited Warranty?</p> <ol style="list-style-type: none">Normal wear and tear of product use.Misuse, lack of care, mishandling, accidental damage, abuse or other abnormal use.Use of the product other than for its intended purpose.Damage caused by improper or unauthorized repair or maintenance.Product that has been modified or altered.Any product that is not manufactured by Monster® (including, without limitation, any non-Monster® product that is used in connection with the product).	<p>website: monsterstore.com support: support@monsterforever.com</p> <p>2 Year Limited Warranty</p> <p>Package Contents: (1) Speaker, (1) Micro USB Charging Cable, (1) User Manual</p> <p>WARNING: This product can expose you to chemicals including Lead and Lead Compounds, which are known to the State of California to cause cancer and birth defects or other reproductive harm. For more information, go to www.P65Warnings.ca.gov.</p> <p>ADVERTENCIA: Este producto puede exponerle a químicos incluyendo Lead and Lead Compounds, que es (son) conocido (s) por el Estado de California como causante (s) de cáncer y defectos de nacimiento u otros daños reproductivos. Para mayor información, visite www.P65Warnings.ca.gov.</p> <p>Manufactured and distributed by Lifeworks technology Group LLC. under license. New York, NY 10018. ©2023. The M Monster logo and the M slice logo are trademarks or registered trademarks of Monster Inc. and its subsidiaries in the U.S. and other countries and are used under license. The Bluetooth word mark and logos are registered trademarks owned by Bluetooth SIG, Inc.. Other trademarks and trade names are those of their respective owners. MADE IN CHINA</p> <div></div>
--	--	---	---	--