

Test Setup Photographs for the Magni Smartech® Motor

1. Radiated Emissions

1.1. Configuration 1: Measurement from 9 kHz to 30 MHz

Photo 1





Photo 2



Radiated Emissions (continued)

1.2. Configuration 1: Measurement from 30 MHz to 1 GHz

Photo 3




Photo 4




Photo 5




Photo 6





Photo 7



Radiated Emissions (continued)

1.3. Configuration 1: Measurement above 1 GHz

Photo 8




Photo 9





Photo 10



2. Conducted Measurement

Photo 11





Photo 12



3. **AC Conducted Emissions**

Photo 13: Magni Smartech© Motor + Motors




Photo 14



Photo 15

