

 **WARNING:**
CHOKING HAZARD - small parts,
Not for children under 6 years.

Battery requirements:(not included)
Vehicle: 4*1.5v AA battery
Controller :2*1.5v AA battery



MADE IN CHINA

OPERATION

- 1.START:Move swith on front of controller and on bottom of vehicle to the “ON”position .
- 2.FORWARD /REVERSE:Push arrow-up-button to move vehicel forward and arrow-down-button for reverse .
- 3.LEFT/RIGHT STEERING:Push arrow-left-button to turn vehicle left or arrow-right - button to turn right.

Safety Instruction for Battery Usage

1. **Non-rechargeable batteries are not to be recharged.**
2. **Rechargeable batteries are only to be charged under adult supervision.**
3. **Rechargeable batteries are to be removed from the toy before being charged.**
4. **Different types of batteries or new and used batteries are not to be mixed.**
5. **Batteries are to be inserted with the correct polarity.**
6. **Exhausted batteries are to be removed from the toy.**
7. **The supply terminals are not to be short-circuited.**
8. **Do not mix old and new batteries.**
9. **Do not mix alkaline batteries, standard (carbon-zinc) or rechargeabel (Nickel-Cadmium) batteries.**

FCC Warning Statement

This equipment has been tested and found to comply with the limits for a Class B digital device, pursuant to part 15 of the FCC Rules. These limits are designed to provide reasonable protection against harmful interference in a residential installation. This equipment generates, uses and can radiate radio frequency energy and, if not installed and used in accordance with the instructions, may cause harmful interference to radio communications. However, there is no guarantee that interference will not occur in a particular installation. If this equipment does cause harmful interference to radio or television reception, which can be determined by turning the equipment off and on, the user is encouraged to try to correct the interference by one or more of the following measures:

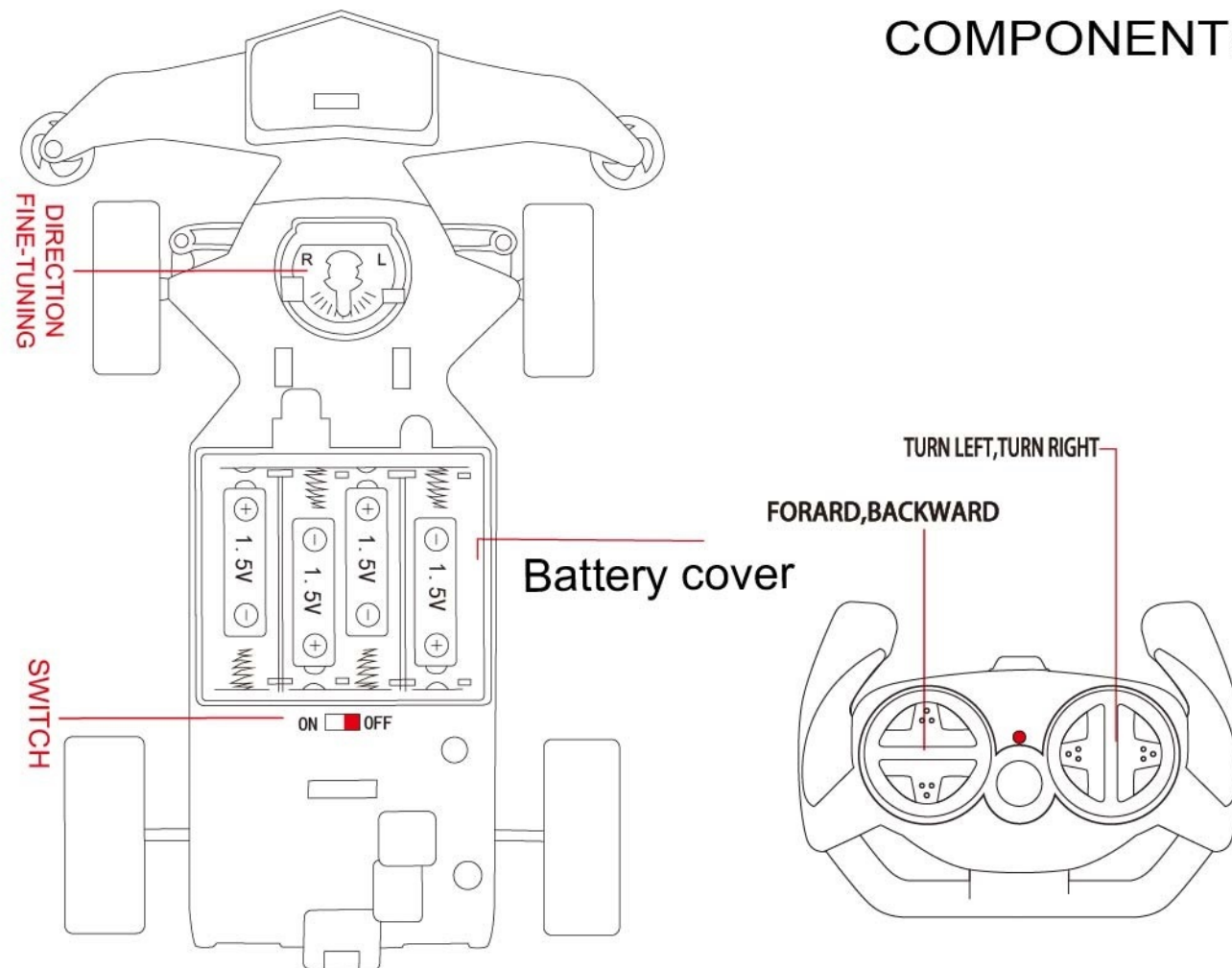
- Reorient or relocate the receiving antenna.
- Increase the separation between the equipment and receiver.
- Connect the equipment into an outlet on a circuit different from that to which the receiver is connected.
- Consult the dealer or an experienced radio/TV technician for help.

Caution: Any changes or modifications to this device not explicitly approved by manufacturer could void your authority to operate this equipment.

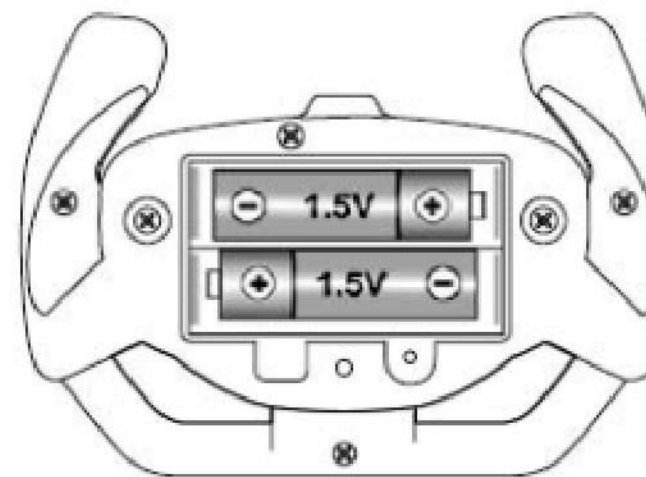
This device complies with part 15 of the FCC Rules. Operation is subject to the following two conditions: (1) This device may not cause harmful interference, and (2) this device must accept any interference received, including interference that may cause undesired operation.

The device has been evaluated to meet general RF exposure requirement. The device can be used in portable exposure condition without restriction.

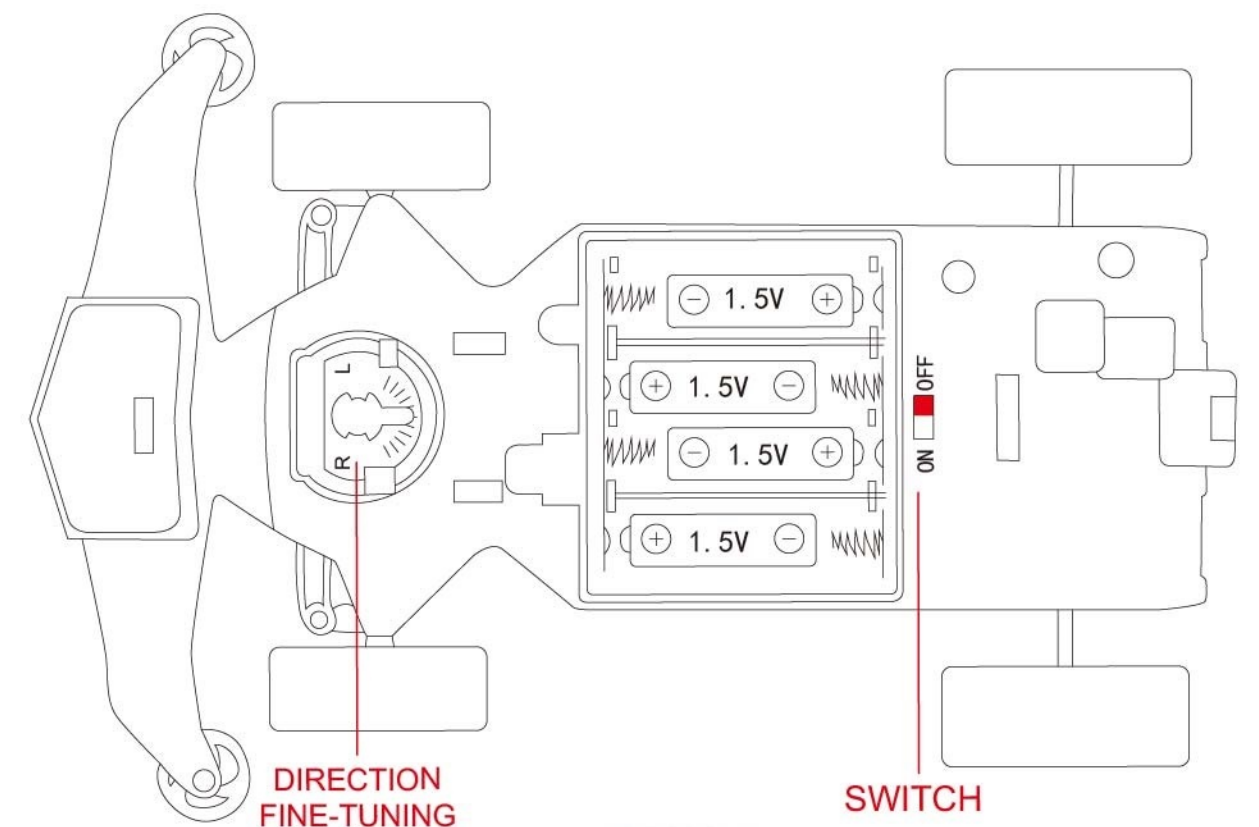
COMPONENTS



27MHz



**2 “AA” BATTERIES
(NOT INCLUDED)**



USE 4“AA”SIZE BATTERIES (NOT INCLUDED)