

# TAGG

## Sonic Angle-1

Portable Bluetooth Speaker



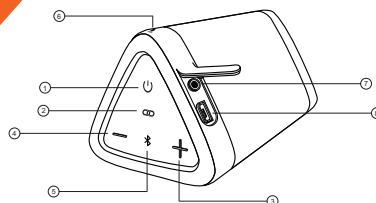
### USER'S MANUAL

Thank you so much for buying TAGG SONIC ANGLE-1 Portable Bluetooth Speaker. Our main goal is to provide you with a quality product combined with ease of use. Here is a detailed user's manual that will help you understand the features & functions of the speaker. Please read the manual carefully before using the product.

#### Product Specifications

Bluetooth Specification	: Bluetooth Version 4.2
Power Output	: 2 x 5W
Line In	: 3.5mm
Rechargeable Lion Battery	: 3.7V/ 2200mAh
Power Input	: Micro USB
AC/DC Charger	: DC IN 5V/ 1A
Charging Time	: 2-3 hrs
Microphone Talking Range	: within 3 - 100cm
Play Time	: 4-5 hrs
Talk time	: 2-3 hrs
Stand by Time	: 18 hrs

#### Panel Function Introduction



FUNCTION	OPERATION
1.	Power On/Off Button
2.	Share Button
3.	Volume increase/ Next song
4.	Volume decrease/ Previous song
5.	Bluetooth Pairing Button
6.	Built-In Mic
7.	AUX-IN
8.	Micro USB Charging Point

#### Connecting with your Device:

- Keep your Bluetooth Device with in 10 Ft. while Pairing.
  - Press the Power button of TAGG SONIC ANGLE 1.
  - Blue LED will blink when the speaker is in pairing mode.
- Now search for Available bluetooth devices in your Mobile/Laptop /iPad and select TAGG SONIC ANGLE 1 from the list of available devices.
- If prompted, enter password or PIN required "0000".
  - If prompted by your mobile phone to connect, click "YES".
  - After Successfully connecting Blue LED will be permanently ON.

#### How to Charge:

- Connect the speaker to power using Micro USB cable.
- To better protect the battery life, kindly use only the charging cable provided with the speaker < 5V, 100 mAh - 240 mAh.
- Allow 2-3 hours to completely charge the Speaker.

#### LED Indications:

- While Charging - Red LED is On.
- When completely charged - RED LED is Off.
- When battery is low, Red LED blinks every four seconds twice and the voice prompt will let you know that battery status.
- Pairing Mode- Blue LED starts Flashing.

#### Reconnect the Speaker:

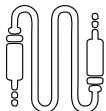
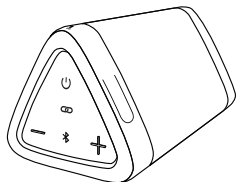
- If the connection is lost, TAGG SONIC ANGLE 1 will try to reconnect automatically.
- If it does not reconnect, kindly press the Power button for 3 secs and reconnect manually through your mobile Bluetooth.

#### Common Problems and Solution

- **Mobile Can't Find the Speaker:**
  - Kindly restart your phone and the speaker.
- **There's always noise and the Bluetooth keeps disconnecting:**
  - The speaker needs to be charged.
  - Make sure you are not beyond the signal distance.
- **Bluetooth is connected but you are unable to listen to music:**
  - Check your setting to adjust the sound of speaker.
  - Some mobiles require you to select the device twice.
  - Some mobile devices do not have complete Bluetooth functionality so kindly connect the speaker with another device to check if it is functioning properly.
- **Bluetooth Password:**
  - "0000"
- **Maximum Distance:**
  - 30 ft.
- **Red LED is not ON while charging:**
  - This could be due to lack of use of Speaker. It needs to be charged for 30 min before the Red LED occurs.
- **Restore the Factory Setting:**
  - To restore factory settings, hold the Power Button for about three seconds when charging untill the red and blue LED flashes three times.

#### Accessories List:

1x TAGG SONIC ANGLE 1 Bluetooth Speaker  
1 x Micro USB Charging Cable  
1 x AUX-in Cable  
1 x User's Manual



#### Safety Rules:

- Avoid Overcharging
- Do not keep the speaker in closed area and avoid exposing to hot temperature.
- Never disassemble or modify your speaker because of any reason.
- Do not allow speaker to submerge fully or partially in water

#### Exceptional Warranty:

We offer simply the best customer support that will never rest until you are absolutely satisfied!

Plus, the TAGG SONIC ANGLE-1 portable bluetooth speaker comes with 12 months Replacement warranty and Product Registration is mandatory at TAGG Digital website within 15 days of your purchase to claim the warranty.

#### FCC Information:

This equipment has been tested and found to comply with the limits for a Class B digital device, pursuant to part 15 of the FCC Rules. These limits are designed to provide reasonable protection against harmful interference in a residential installation. This equipment generates uses and can radiate radio frequency energy and, if not installed and used in accordance with the instructions, may cause harmful interference to radio communications. However, there is no guarantee that interference will not occur in a particular installation. If this equipment does cause harmful interference to radio or television reception, which can be determined by turning the equipment off and on, the user is encouraged to try to correct the interference by one or more of the following measures:

- Reorient or relocate the receiving antenna.
- Increase the separation between the equipment and receiver.
- Connect the equipment into an outlet on a circuit different from that to which the receiver is connected.
- Consult the dealer or an experienced radio/TV technician for help.

This device complies with part 15 of the FCC Rules. Operation is subject to the following two conditions: (1) This device may not cause harmful interference, and (2) this device must accept any interference received, including interference that may cause undesired operation.

Any Changes or modifications not expressly approved by the party responsible for compliance could void the user's authority to operate the equipment.

The device has been evaluated to meet general RF exposure requirement. The device can be used in portable exposure condition without restriction.





FCC ID: 2AP44-TAGGANG1



Thank you very much for choosing TAGG as your trusted brand of Bluetooth Speaker and sincerely hope you enjoy the great sound and comfort TAGG provides. We love making our customers happy by providing true value with our products. If for any reason you are not completely satisfied with your purchase let us know immediately and we will do anything to make sure you are happy.

**Contact Us : support@taggdigital.com**  
**Website : www.taggdigital.com**

#### We are Social, Follow us on:-

 <https://www.facebook.com/TAGGDigital/>  
 <https://twitter.com/TAGGOfficial>  
 [https://www.instagram.com/tagg\\_digital/](https://www.instagram.com/tagg_digital/)  
 [https://www.youtube.com/channel/UCjLX5UcN\\_tHFaMe](https://www.youtube.com/channel/UCjLX5UcN_tHFaMe)