

TEST SETUP PHOTOS

1 Radiated Test Photo

Below 30MHz (AC 12V Power Supply)




Close-up (AC 12V Power Supply)




30MHz-1GHz (AC 12V Power Supply)



Close-up (AC 12V Power Supply)



Below 30MHz (Adapter Power Supply)




Close-up (Adapter Power Supply)




30MHz-1GHz (Adapter Power Supply)



Close-up (Adapter Power Supply)



Above 1GHz




Close-up



2 Conducted Test Photo

Conducted Test-BT



3 Conducted Emission


AC 12V Power Supply



AC 12V Power Supply



Adapter Power Supply



Adapter Power Supply

