

HandiBlox STEAM Programmable Robot

User manual

BMH01

I. Product Information

Designed for creative little minds ages 8+, interactive HandiBlox robot brings the best of modern technology to the toy box. Pre-programmed learning tools and games help children think creatively, learn about technology and more!

FCC Statement

This device complies with part 15 of the FCC Rules. Operation is subject to the condition that this device does not cause harmful interference (1) this device may not cause harmful interference, and (2) this device must accept any interference received, including interference that may cause undesired operation.

INDUSTRY CANADA (IC) COMPLIANCE

This device complies with Industry Canada license - exempt RSS standard(s). Operation is subject to the following two conditions: (1) this device may not cause interference, and (2) this device must accept any interference, including interference that may cause undesired operation of the device. Repairs to certified equipment should be made by an authorized Canadian maintenance facility designated by the supplier. Any repairs or alterations made by the user to this equipment, or equipment malfunctions, may give the telecommunications company cause to request the user to disconnect the equipment. Users should ensure for their own protection that the electrical ground connections of the power utility, telephone lines and internal metallic water pipe system, if present, are connected together. This precaution may be particularly important in rural areas. Users should not attempt to make such connections themselves, but should contact the appropriate electric inspection authority, or electrician, as appropriate.

Changes or modifications not expressly approved by the party responsible for compliance could void the user's authority to operate the equipment.

This device complies with part 15 of the FCC Rules. Operation is subject to the following two conditions: (1) this device may not cause harmful interference, and (2) this device must accept any interference received, including interference that may cause undesired operation.

Any changes or modifications not expressly approved by the party responsible for compliance could void the user's authority to operate the equipment.

NOTE: This equipment has been tested and found to comply with the limits for a Class B digital device, pursuant to Part 15 of the FCC Rules. These limits are designed to provide reasonable protection against harmful interference in a residential installation. This equipment generates, uses and can radiate radio frequency energy and, if not installed and used in accordance with the instructions, may cause harmful interference to radio communications. However, there is no guarantee that

interference will not occur in a particular installation.

If this equipment does cause harmful interference to radio or television reception,

which can be determined by turning the equipment off and on, the user is encouraged to try to correct the interference by one or more of the following measures:

- Reorient or relocate the receiving antenna.
- Increase the separation between the equipment and receiver.
- Connect the equipment into an outlet on a circuit different from that to which the receiver is connected.
- Consult the dealer or an experienced radio/TV technician for help.

To maintain compliance with FCC's RF Exposure guidelines, This equipment should be installed and operated with minimum distance between 20cm the radiator your body: Use only the supplied antenna.

FCC ID: 2AP2O-BMH01

IC ID: 23972-BMH01

II. Product Instructions

Procedures of Playing Handiblox robot

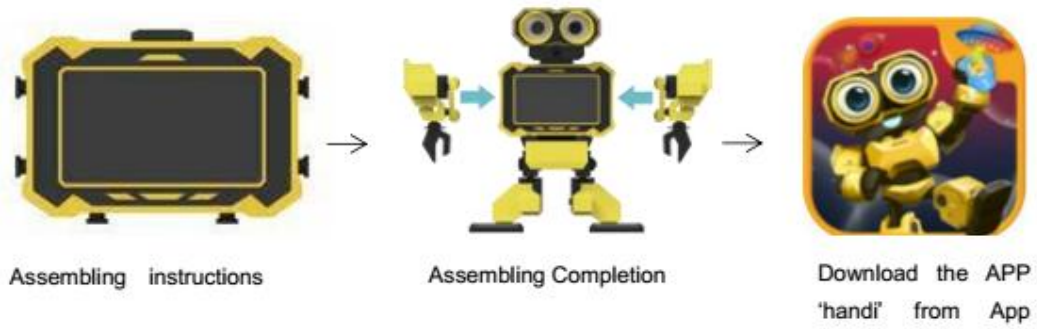
First step : Assemble the robot according to assembly guide

Second step : Download the App 'handi'

Third step : Grow up with each other

Forth step : Start the missions

Fifth step : Purification of the earth




How to Use Handiblox

1. What can Handi do? Programming! By doing missions with Handi, you can play his game and start learning coding and programming.

Types of Code Blocks Used for Programming



See Handi move
and even dance
thanks to his six



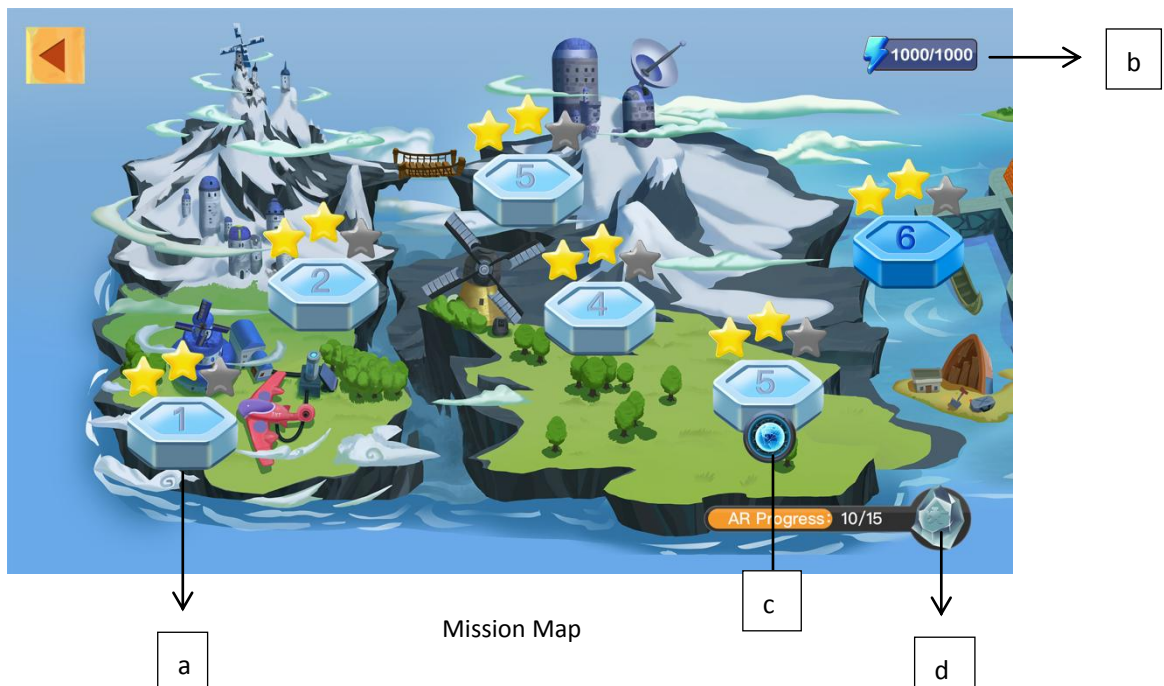
Watch 16 LEDs light up indifferent
colors when Handi feels happy,

Look at Handi and see him
recognize you via his camera

Tap the 5" touchscreen to
play the RPG game

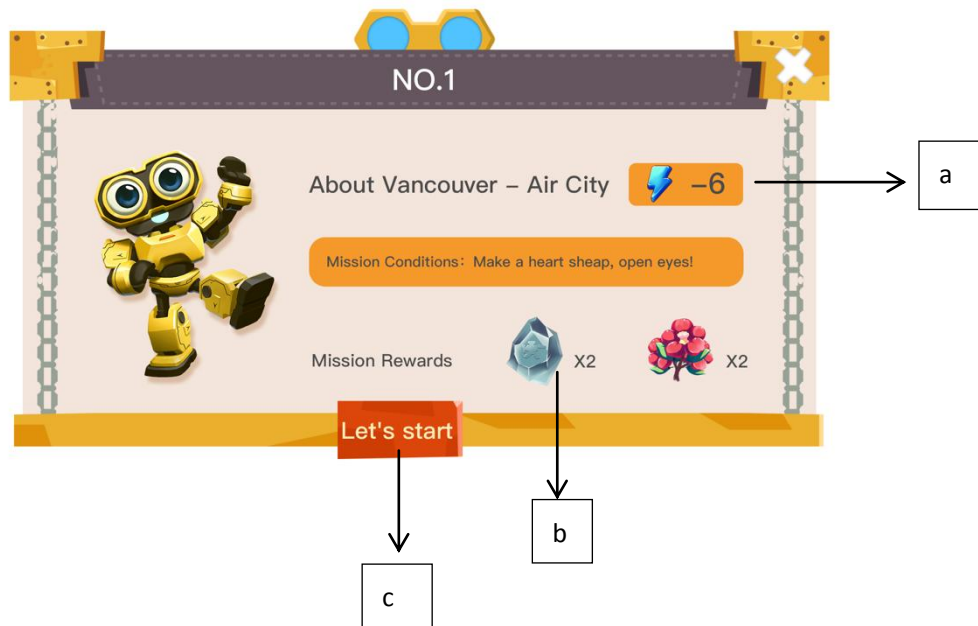
Hear different sounds and
even audio clips from the
speaker

2. How can I do programming? Go on a mission with Handi!



- a) Mission Stage: Tap to start a mission. Handi needs your help!
- b) Morale Vale: If Handi's energy is full, he's ready to go!
- c) AR Button: Tap to open the camera and recognize Handi, then watch the environment change.
- d) Gem Quantity: Collect gems in stage to watch some AR magic

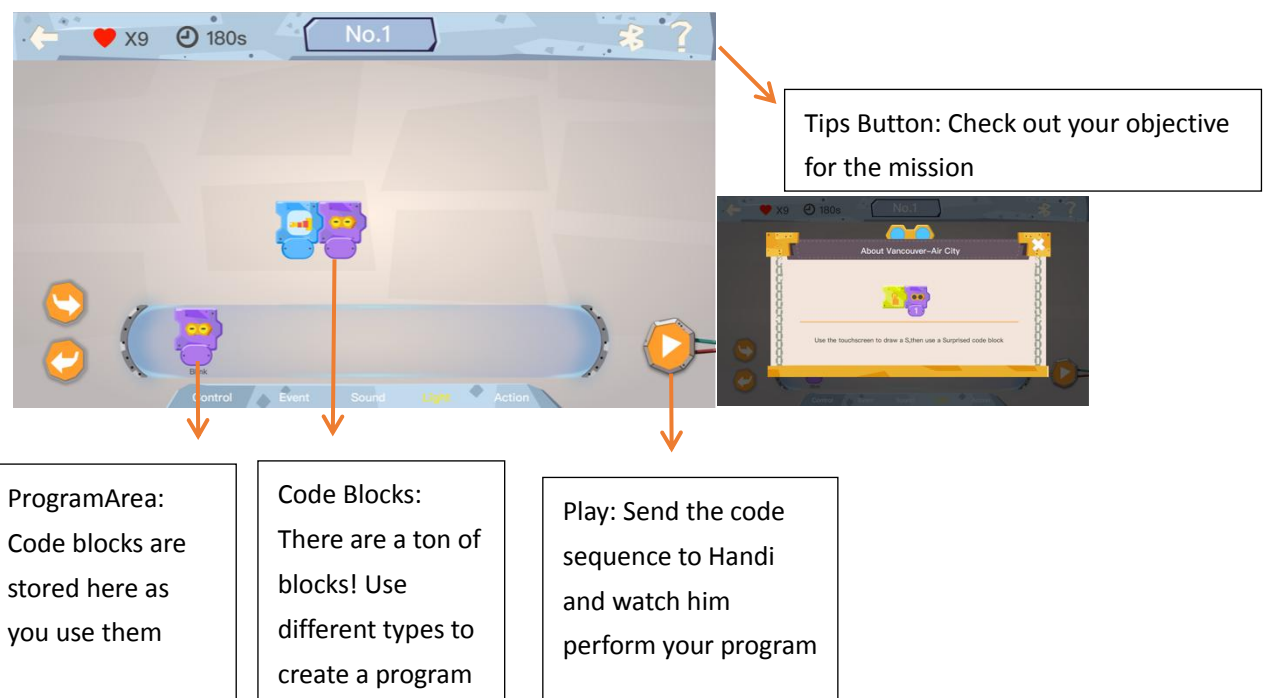
3. Mission Stage Example:

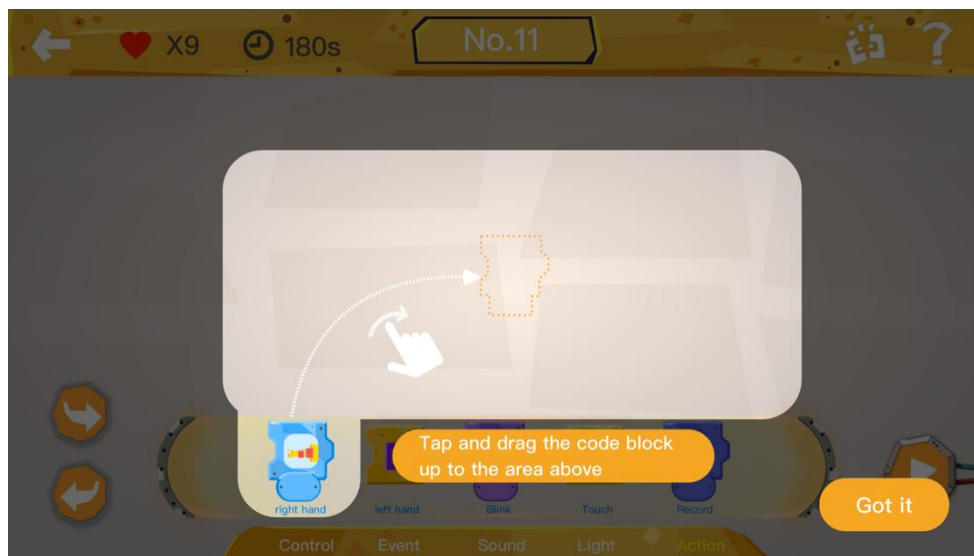


a) Energy Cost: Make sure Handi has enough energy to do the mission

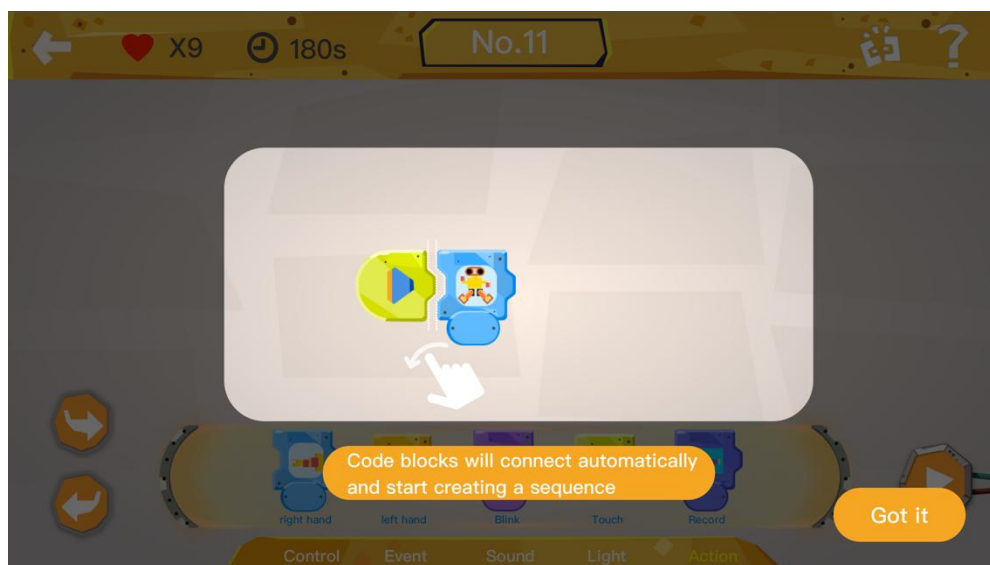
b) Mission Rewards: Get awesome rewards for completing missions!

c) Start Button: Tap here to start your coding adventure with Handi





Tap and drag the code block up to the area above



Code blocks will connect automatically and start creating a sequence

4. DIY Coding



Use your imagination to create your own programs. Make him do something silly or fun!

5. Finish the RPG game and help Handi with his missions before creating DIY coding projects.



Keep Handi happy and energetic! If you take good care of him, you can go on missions together to get coins and other cool rewards.

III. Cautions

1. Small Parts Warning

WARNING: CHOKING HAZARD – Product contains small parts. Not for children under 3 years. The device contains small parts and accessories which may present a choking hazard to small children and pets. Keep the product and accessories away from them. If the product is broken, gather all parts immediately and store them in a safe place away from small children.

2. Flashing Light Warning-Seizures, Blackouts and Eyestrain

Some people may be susceptible to blackouts or seizures (even if they have never had one before) when exposed to flashing lights or light patterns (e. g. playing games or watching videos). If you have experienced seizures or blackouts or have a family history of such occurrences, consult a physician before using the device. Discontinue use of the device and consult a physician if you experience headaches, blackouts, seizures, convulsions, eye or muscle twitching, loss of awareness, involuntary movement, or disorientation. To reduce risk of headaches, blackouts, seizures, and eyestrain, avoid prolonged use.

3. Battery Warning

The device contains a lithium-ion battery which, if improperly used or charged, may result in personal injury or property damage.

If ingested, lithium-ion batteries can be lethal or cause life-altering injuries. If you suspect a battery has been ingested, see a physician immediately. In the event of battery leakage, avoid contact with skin and eyes. In case of contact with the eyes, rinse copiously with cold water and consult a physician.

The device must be used with the included battery: lithium-ion rechargeable battery, rated DC 7.4V, 2400mAh(the battery pack consists of 4 battery cells, each cell is rated DC3.7V/1200mAh). If the battery is damaged or misplaced, do not use a substitute. Contact the manufacturer for a replacement.

The battery is to be mounted with the correct polarity, and only to be charged by adults or by children at least 8 years old. Do not charge separated batteries or other toys via the device.

If the device is charging and you notice a suspicious smell or noise or observe smoke around the product, disconnect it immediately and turn off all sources of heat if you are safely able to do so. Gas could be given off which could cause a fire or explosion.

You are solely responsible for ensuring that the lithium-ion battery is used correctly at all times (charging, discharging, storage, etc.). The manufacturer and distributor shall not be held liable for injury or damage to persons or property associated with lithium-ion battery use.

4. General Safety and Storage Warnings

The device's operating and charging temperature is 32 to 104°F (0 to 40°C). Exceeding this temperature range may increase fire risk.

- Do not use or store the product in an area which may reach temperatures outside the designated operating temperature range.
- Do not use the device if it has been broken and/or the battery is exposed or compromised in any way. Never touch or otherwise come into contact with any liquid from the battery or cross wires from the battery. Doing any of the aforementioned may cause burns, shock, or

fire.

- Do not attempt to dismantle, pierce, distort, or repair the device. Doing so may expose batteries or wiring.
- Do not place any heavy objects on the device. Doing so may cause it to break and expose batteries or wiring.
- Do not attempt to clean the device with solvent, any type of alcohol, or flammable liquids. Doing so may damage the device, make the device inoperable, or cause a fire.
- Do not immerse the device in water. Doing so may cause the device to become inoperable.
- Do not put the device in a microwave oven or pressurized container. Doing so may cause a fire or cause the batteries to explode.

5. Charging Warnings

- The power adapter outputs DC 9V/1.2A and may not be used to charge any other devices.
- Only use the supplied power adapter and USB cable to charge the device. If any of these parts is damaged or misplaced, do not use a substitute. Contact the manufacturer for a replacement.
- Do not connect the product to more than one power supply.
- The supply terminals, battery terminals, and connectors are not to be short-circuited.
- Do not operate the product during charging.
- Adapter and power supplies for the product are not intended to be used as toys. Children may not use these supplies unless fully supervised by a parent or guardian.
- Power source should be regularly examined for damage to the cord, plug, enclosure and other parts, and in the event of such damage, they must not be used until the damage has been repaired.
- Do not charge near flammable materials or a flammable surface (wooden flooring, carpet, etc.) or conductive surfaces.
- Do not leave the device unattended while charging.
- Disconnect the USB cable when the product is fully charged.
- Never charge the product while it is hot.
- Do not cover the device while it is charging.
- The toy must be disconnected from the adapter before cleaning.
- Recharge the battery at a temperature between 32 to 104°F (0 to 40°C).

6. Recycling and WEEE

Dispose of the devices in accordance with local and national disposal regulations (if any), including those governing the recovery and recycling of waste electrical and electronic equipment, such as WEEE in the European Union. For information about recycling waste equipment, please contact your local city waste disposal service.

7. Other Important Warnings

The device's packaging must be retained since it contains important information.

The device assembly may require some strength. For small children with little strength, a parent may help them to assemble the robot device.

While the device is performing the actions, do not touch or stop the robot as this may cause pinching of skin or fingers by the robot's arms and feet.

Before the robot device performs actions, place it on a flat, level surface and make sure it is not positioned near the edge of a desk or in such a way that it may fall. If the robot device falls, falls or drops may damage the device and/or make the device inoperable.

IV. After Sale Policy

1. Returns Within 30 Days, Limited Warranty on Different Parts

(1) Returns

End-User: If the device is found to have a manufacturing defect within 30 days from the date of purchase (based on the date of the official sales invoice, purchase vouchers, or warranty registration date), and an authorized Handiblox retailer confirms the performance failure, you may choose to have the device repaired, replaced with a device of the same type and specifications, or returned. If you choose to return or replace the device, please bring the device (including all parts, components, and original packaging) to the retailer's location for a one-time refund of the purchase price or exchange for a new device. Retailers are responsible for determining the specific details of refunds and exchanges.

(2) Repair Covered By Warranty

Primary Part	Warranty Duration
CPU	12 months
ROM	12 months
RAM	12 months
Screen	12 months
Speaker	12 months
Camera	12 months
Battery	6 months
USB cable	12 months
Motor	3 months
LED Light	12 months
Adapter	12 months

2. Paid Repairs

Under the following conditions, a reasonable fee must be charged for materials and repairs (1) Out-of-warranty; (2) No proof of purchase and valid invoice (except for proof of the warranty period); (3) The contents of the purchase certificate or the logo of the physical product does not match or is altered; (4) Product use or repair is inconsistent with the instructions for product use in the manual, or damage is caused; (5) Damage caused by unauthorized dismantling or repair, unauthorized repair or

modification by a company different from Handiblox; (6) Wetness, moisture, mildew; (7) Failure of equipment accessories and other components aside from the main components listed above; (8) Damage due to force majeure.

3. Supplementary Information

The aforementioned after-sales service policy is subject to change.

V. Privacy Policy

Your privacy is important to us. We believe you should see how we gather, utilize, and impart individual data. Read the following privacy policy information below.

- Before or at the time of collecting personal information, we will identify the purposes for which information is being collected.
- We will gather and utilize an individual's data singularly with the target of satisfying those reasons indicated by us and for other good purposes, unless we obtain permission from the individual concerned or as required by law.
- We will gather an individual's data by legal and reasonable means and, where fitting, with the information or permission from the individual concerned.
- Personal information ought to be important to the reasons for which it is to be utilized, and, to the degree essential for those reasons, ought to be exact, finished, and updated.
- We will protect an individual's data by security shields against misfortune or burglary, and also unapproved access, divulgence, duplication, use, or alteration.
- We will promptly provide customers with access to our policies and procedures for the administration of an individual's data.

We are focused on leading our business as per these standards with a specific end goal to guarantee that the privacy of individual data is secure and maintained.

VI. Contact Information

For more information or help, please contact us via our website: www.handiblox.com

VII. Copyrights, Registered Trademarks, and Licenses

Copyright ©2018 Shenzhen HANWUJI Intelligent Technology CO., LTD. All rights reserved. Patents Pending. HandiBlox, and Hanwuji Intelligent are trademarks of Shenzhen HANWUJI Intelligent Technology CO., LTD. The total or partial reproduction or transmission of the guide in any form or by any process whatsoever is strictly prohibited without prior consent from Shenzhen HANWUJI Intelligent Technology CO., LTD.

VIII. Warranty

As for the warranty, please visit our website at www.handiblox.com to fill in the warranty registration card so as to activate your warranty card. Please make sure that you've activated your warranty card online within one month after you purchase our product. For different product parts, the warranty durations are different. To find out more about the warranty duration, please refer to the after sale policy.

What does this warranty cover?

This Limited Warranty covers the original purchaser from any defects in material or workmanship under normal use for certain period of time from the date of invoice. For different product parts, the warranty durations are different. Users can refer to the after sale policy. This warranty is only offered to the original purchaser of the product, and is not transferable to a subsequent purchaser.

Handiblox's authorized dealer or Handiblox will either repair or replace the product at no charge, using new or refurbished replacement parts at the local dealers' or our discretion. Replacements may be different but functionally equivalent models.

What does this warranty not cover?

This Limited Warranty does not cover any problem that is caused by conditions, malfunctions, or damage not resulting from defects in material or workmanship. These conditions may include, but are not limited to, road hazards, accidents, and improper operation or maintenance.

Attention: If the robot's motors (servos) are not assembled as per the manufacturer's instructions, the motors may cause the device to move unexpectedly, malfunction, fail to stand properly, or in the worst case, sustain damage and stop work. Motor performance failure due to improper assembly will not be covered by this warranty. Please assemble the motors according to manufacturer instructions.

Limitation of Liability:

In no event shall Handiblox be liable for any incidental, indirect, special or consequential damages or liabilities (including but not limited to incidental or consequential damages for loss of time, inconvenience, loss of use of product, or any other consequential or incidental loss) in connection with the purchase, use, or operation of the product. Handiblox is not liable for property damage, personal injury, or death.