

TEST REPORT

Applicant Name: FCC: Shenzhen Gotron Electronic CO.,LTD.
IC: Shenzhen Gotron Electronic CO.,LTD
Address: FCC: 7B01, Building A, Block 1, Anhongji Tianyao Plaza,
Longhua District, Shenzhen City, Guangdong Province China
IC: 7B01, Building A, Block 1, Anhongji Tianyao Plaza,
Longhua District,Shenzhen Guangdong China
Report Number: 2501U63859E-RFD
FCC ID: 2AOWK-3103
IC: 12564A-3103RH

Test Standard (s)

FCC PART 15.407; RSS-GEN ISSUE 5, FEBRUARY 2021 AMENDMENT 2;
RSS-247 ISSUE 3, AUGUST 2023

Sample Description

Product Type: Smart Phone
Model No.: FCC/IC: RugKing
Multiple Model(s) No.: FCC: GQ3103, RugKing 1 Pro, Power Armor 16S,
Power Armor 16 Pro

Trade Mark:

uleFone

Date Received: 2025-06-10

Issue Date: 2025-09-04

Test Result:

Pass▲

▲ In the configuration tested, the EUT complied with the standards above.

Prepared and Checked By:

Jim Cheng

Jim Cheng
RF Engineer

Approved By:

Nancy Wang

Nancy Wang
RF Supervisor

Note: The information marked* is provided by the applicant, the laboratory is not responsible for its authenticity and this information can affect the validity of the result in the test report. Customer model name, addresses, names, trademarks etc. are included.

This report cannot be reproduced except in full, without prior written approval of the Company. Unless otherwise stated the results shown in this test report refer only to the sample(s) tested. This report is valid only with a valid digital signature. The digital signature may be available only under the Adobe software above version 7.0.

This report must not be used by the customer to claim product certification, approval, or endorsement by NVLAP or any agency of the U.S. Government.

This report may contain data that are not covered by the NVLAP accreditation and are marked with an asterisk "▼".

Bay Area Compliance Laboratories Corp. (Shenzhen)

5F(B-West) , 6F, 7F, the 3rd Phase of Wan Li Industrial Building D, Shihua Rd, FuTian Free Trade Zone, Shenzhen, China
Tel: +86-755-33320018 Fax: +86-755-33320008 www.baclcorp.com.cn

TABLE OF CONTENTS

DOCUMENT REVISION HISTORY	3
GENERAL INFORMATION	4
PRODUCT DESCRIPTION FOR EQUIPMENT UNDER TEST (EUT).....	4
OBJECTIVE	4
TEST METHODOLOGY.....	4
MEASUREMENT UNCERTAINTY	5
TEST FACILITY	5
SYSTEM TEST CONFIGURATION.....	6
SUMMARY OF TEST RESULTS	11
TEST EQUIPMENT LIST	12
REQUIREMENTS AND TEST PROCEDURES	14
CONDUCTED EMISSIONS.....	14
UNDESIRABLE EMISSION & RESTRICTED BANDS	17
EMISSION BANDWIDTH & 99% OCCUPIED BANDWIDTH	23
TRANSMITTER OUTPUT POWER.....	26
POWER SPECTRAL DENSITY	28
ADDITIONAL REQUIREMENTS.....	30
DUTY CYCLE.....	32
ANTENNA REQUIREMENT	33
TEST DATA AND RESULTS	35
CONDUCTED EMISSIONS.....	35
UNDESIRABLE EMISSION	38
RF CONDUCTED DATA	253
26dB ATTENUATED BELOW THE CHANNEL POWER.....	253
EMISSION BANDWIDTH	255
99% OCCUPIED BANDWIDTH	266
MAXIMUM CONDUCTED OUTPUT POWER	277
POWER SPECTRAL DENSITY	280
DUTY CYCLE.....	290
RF EXPOSURE EVALUATION	292
EUT PHOTOGRAPHS	294
TEST SETUP PHOTOGRAPHS	295

DOCUMENT REVISION HISTORY

Revision Number	Report Number	Description of Revision	Date of Revision
0	2501U63859E-RFD	Original Report	2025-09-04

GENERAL INFORMATION

Product Description for Equipment under Test (EUT)

HVIN	GQ3103RH2
FVIN	N/A
Product	Smart Phone
Tested Model	FCC/IC: RugKing
Multiple Model(s)	FCC:GQ3103, RugKing 1 Pro, Power Armor 16S,Power Armor 16 Pro
Frequency Range	5150-5250MHz; 5250-5350MHz; 5470-5725MHz; 5725-5850MHz
Mode	802.11a/n20/n40/ac20/ac40/ac80
Maximum Conducted Average Output Power	5150-5250MHz: 9.94dBm; 5250-5350MHz: 10.37dBm 5470-5725MHz: 9.55dBm; 5725-5850MHz: 8.26dBm
EIRP	5150-5250MHz: 11.74dBm
Modulation Technique	OFDM
Antenna Specification[#]	5150-5250MHz: 1.8dBi; 5250-5350MHz: 1.8dBi 5470-5725MHz: 1.3dBi; 5725-5850MHz: 0.7dBi (provided by the applicant)
Voltage Range	DC 3.85V from battery or DC 5V/9V from Adapter
Sample serial number	34AK-2 for Conducted and Radiated Emissions Test 34AK-1 for RF Conducted Test (Assigned by BACL, Shenzhen)
Sample/EUT Status	Good condition
Adapter Information	Model: HJ-PD18W-US Input: 100-240V, 50/60Hz, 0.8A Output: DC 5.0V, 3.0A, 15.0W or 9.0V, 2.0A, 18.0W or 12.0V, 1.5A, 18.0W

Note 1: The Multiple models are electrically identical with the test model except for model name and sales channel. Please refer to the declaration letter[#] for more detail, which was provided by manufacturer.

Note 2: The 5600-5650MHz was disabled by software for Canada.

Objective

This test report is in accordance with Part 2-Subpart J, Part 15-Subparts A and E of the Federal Communication Commissions rules and RSS-GEN Issue 5, February 2021 Amendment 2 and RSS-247 Issue 3, August 2023 of the Innovation, Science and Economic Development Canada rules.

Test Methodology

All measurements contained in this report were conducted with ANSI C63.10-2020 + Cor.1-2023▼, RSS-Gen and RSS-247.

All emissions measurement was performed at Bay Area Compliance Laboratories Corp. (Shenzhen). The radiated testing was performed at an antenna-to-EUT distance of 3 meters.

Each test item follows test standards and with no deviation.

Measurement Uncertainty

Parameter		Uncertainty
Occupied Channel Bandwidth		109.2kHz(k=2, 95% level of confidence)
RF Frequency		56.6Hz(k=2, 95% level of confidence)
RF output power, conducted		0.86dB(k=2, 95% level of confidence)
Unwanted Emission, conducted		1.60dB(k=2, 95% level of confidence)
Power Spectral Density		0.90dB(k=2, 95% level of confidence)
AC Power Lines Conducted Emissions	9kHz-150kHz	3.63dB(k=2, 95% level of confidence)
	150kHz-30MHz	3.66dB(k=2, 95% level of confidence)
Radiated Emissions	9kHz - 30MHz	3.60dB(k=2, 95% level of confidence)
	30MHz~200MHz (Horizontal)	5.32dB(k=2, 95% level of confidence)
	30MHz~200MHz (Vertical)	5.43dB(k=2, 95% level of confidence)
	200MHz~1000MHz (Horizontal)	5.77dB(k=2, 95% level of confidence)
	200MHz~1000MHz (Vertical)	5.73dB(k=2, 95% level of confidence)
	1GHz - 6GHz	5.34dB(k=2, 95% level of confidence)
	6GHz - 18GHz	5.40dB(k=2, 95% level of confidence)
18GHz - 40GHz		5.64dB(k=2, 95% level of confidence)
Temperature		±1°C
Humidity		±1%
Supply voltages		±0.4%

Note: The extended uncertainty given in this report is obtained by combining the standard uncertainty times the coverage factor K with the 95% confidence interval. Otherwise required by the applicant or Product Regulations, Decision Rule in this report did not consider the uncertainty.

Test Facility

The Test site used by Bay Area Compliance Laboratories Corp. (Shenzhen) to collect test data is located on the 5F(B-West) , 6F, 7F, the 3rd Phase of Wan Li Industrial Building D, Shihua Rd, FuTian Free Trade Zone, Shenzhen, China.

The lab has been recognized as the FCC accredited lab under the KDB 974614 D01 and is listed in the FCC Public Access Link (PAL) database, FCC Registration No. : 715558, the FCC Designation No. : CN5045.

The lab has been recognized by Innovation, Science and Economic Development Canada to test to Canadian radio equipment requirements, the CAB identifier: CN0023.

SYSTEM TEST CONFIGURATION

Description of Test Configuration

The system was configured for testing in an engineering mode, which was provided by manufacturer.

For 5150-5250MHz Band, 7 channels are provided to testing:

Channel	Frequency (MHz)	Channel	Frequency (MHz)
36	5180	44	5220
38	5190	46	5230
40	5200	48	5240
42	5210	/	/

For 802.11a/ac20 mode: channel 36, 40, 48 were tested;

For 802.11ac40 mode: channel 38, 46 were tested;

For 802.11ac80 mode, channel 42 was tested.

For 5250-5350MHz Band, 7 channels are provided to testing:

Channel	Frequency (MHz)	Channel	Frequency (MHz)
52	5260	60	5300
54	5270	62	5310
56	5280	64	5320
58	5290	/	/

For 802.11a/ac20 mode: channel 52, 56, 64 were tested;

For 802.11ac40 mode: channel 54, 62 were tested;

For 802.11ac80 mode, channel 58 was tested.

For 5470-5725MHz Band, 19 channels are provided to testing:

Channel	Frequency (MHz)	Channel	Frequency (MHz)
100	5500	122*	5610
102	5510	124*	5620
104	5520	126*	5630
106	5530	128*	5640
108	5540	132	5660
110	5550	134	5670
112	5560	136	5680
116	5580	138	5690
118*	5590	140	5700
120*	5600	/	/

For 802.11a/ac20 mode: channel 100, 116, 140 were tested;

For 802.11ac40 mode: channel 102, 110, 134 were tested;

For 802.11ac80 mode, channel 106, 122, 138 was tested.

*The 5600-5650MHz was disabled by software for Canada.

For 5725-5850MHz Band, 8 channels are provided to testing:

Channel	Frequency (MHz)	Channel	Frequency (MHz)
149	5745	157	5785
151	5755	159	5795
153	5765	161	5805
155	5775	165	5825

For 802.11a/ac20 mode: channel 149, 157, 165 were tested;

For 802.11ac40 mode: channel 151, 159 were tested;

For 802.11ac80 mode, channel 155 was tested.

EUT Exercise Software

Exercise Software#	Engineering mode			
5150-5250 MHz Band				
Mode	Test Channels	Test Frequency (MHz)	Data rate	Power Level#
802.11a	Low	5180	6Mbps	14
	Middle	5200	6Mbps	14
	High	5240	6Mbps	14
802.11ac-VHT20	Low	5180	MCS0	14
	Middle	5200	MCS0	14
	High	5240	MCS0	14
802.11ac-VHT40	Low	5190	MCS0	14
	High	5230	MCS0	14
802.11ac-VHT80	Middle	5210	MCS0	14
5250-5350 MHz Band				
Mode	Test Channels	Test Frequency (MHz)	Data rate	Power Level#
802.11a	Low	5260	6Mbps	14
	Middle	5280	6Mbps	14
	High	5320	6Mbps	14
802.11ac-VHT20	Low	5260	MCS0	14
	Middle	5280	MCS0	14
	High	5320	MCS0	14
802.11ac-VHT40	Low	5270	MCS0	14
	High	5310	MCS0	14
802.11ac-VHT80	Middle	5290	MCS0	13

5470-5725 MHz Band				
Mode	Test Channels	Test Frequency (MHz)	Data rate	Power Level[#]
802.11a	Low	5500	6Mbps	10
	Middle	5580	6Mbps	10
	High	5700	6Mbps	10
802.11ac-VHT20	Low	5500	MCS0	10
	Middle	5580	MCS0	10
	High	5700	MCS0	10
802.11ac-VHT40	Low	5510	MCS0	10
	Middle	5550	MCS0	10
	High	5670	MCS0	10
802.11ac-VHT80	Low	5530	MCS0	10
	High	5610	MCS0	10
	Cross	5690	MCS0	10
5725-5850 MHz Band				
Mode	Test Channels	Test Frequency (MHz)	Data rate	Power Level[#]
802.11a	Low	5745	6Mbps	14
	Middle	5785	6Mbps	14
	High	5825	6Mbps	14
802.11ac-VHT20	Low	5745	MCS0	14
	Middle	5785	MCS0	14
	High	5825	MCS0	14
802.11ac-VHT40	Low	5755	MCS0	14
	High	5795	MCS0	14
802.11ac-VHT80	Middle	5775	MCS0	14
Note: 1. The worst-case data rates are determined to be as follows for each mode based upon investigation by measuring the power and PSD across all data rates bandwidths, and modulations. 2. The n20/n40 mode was reduced test as identical parameter with ac20/ac40 mode.				

Special Accessories

No special accessory.

Equipment Modifications

No modification was made to the EUT tested.

Support Equipment List and Details

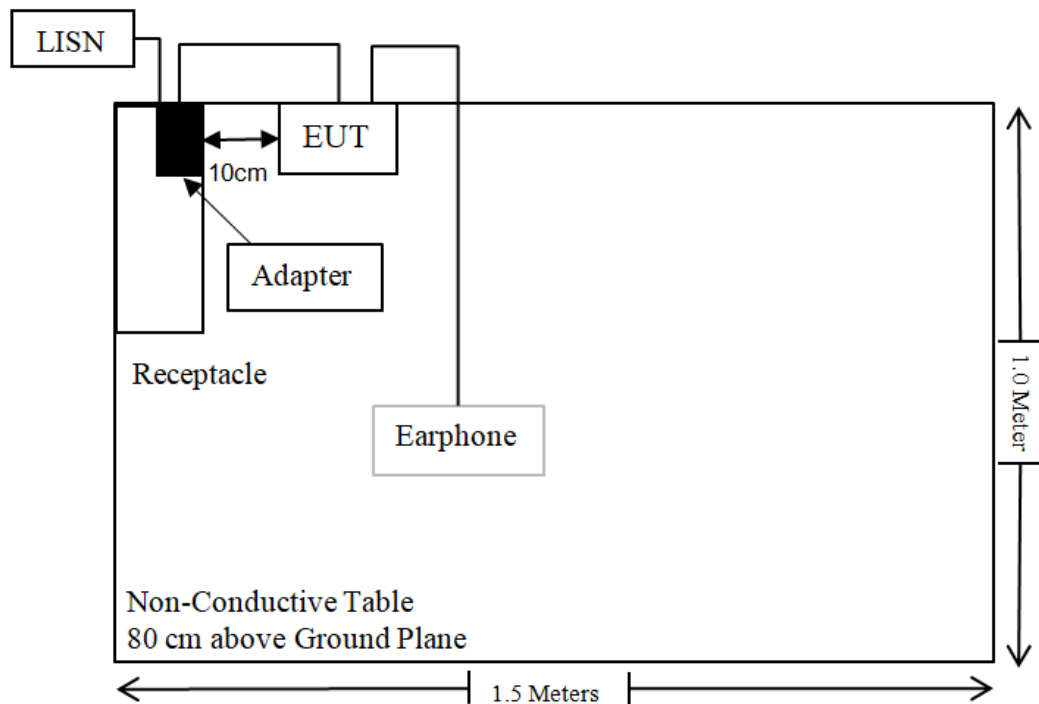
Manufacturer	Description	Model	Serial Number
Unknown	Receptacle	Unknown	Unknown
Unknown	Earphone	Unknown	Unknown

External I/O Cable

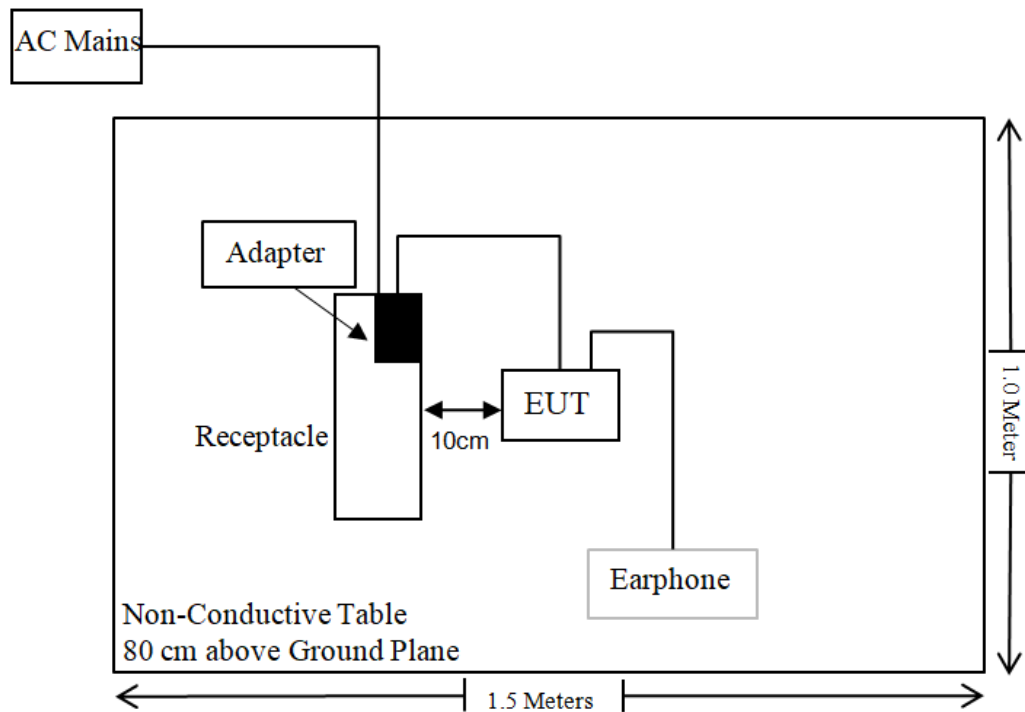
Cable Description	Length (m)	From Port	To
Un-shielding Detachable USB Cable	0.8	EUT	Adapter
Un-shielding Detachable Audio Cable	1.2	EUT	Earphone
Un-Shielded Un-detachable AC Cable	1.2	Receptacle	LISN/AC Mains

Block Diagram of Test Setup

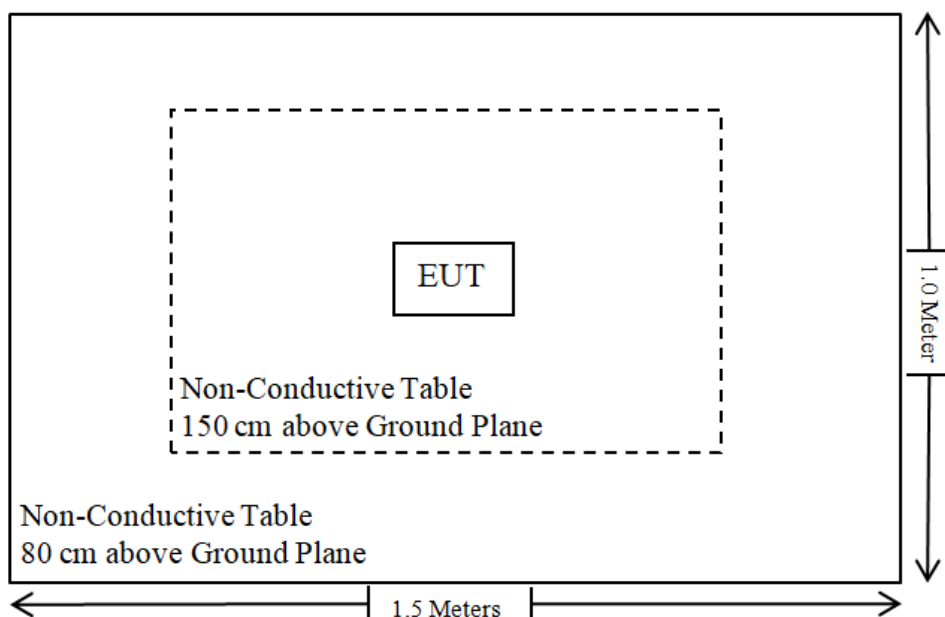
For Conducted Emissions:



For Radiated Emissions below 1GHz:



For Radiated Emissions above 1GHz:



SUMMARY OF TEST RESULTS

Test Rules	Test Rules	Description of Test	Result
FCC §1.1310, §2.1093	RSS-102	RF Exposure	Compliant
FCC §15.203	RSS-Gen §6.8	Antenna Requirement	Compliant
FCC §15.207(a)	RSS-Gen §8.8	Conducted Emissions	Compliant
FCC §15.205& §15.209 &§15.407(b)	RSS-Gen §8.10& RSS-247§6.2	Undesirable Emission& Restricted Bands	Compliant
FCC §15.407(a) (e)	RSS- Gen§6.7, RSS-247 § 6.2	Emission Bandwidth & 99% Bandwidth	Compliant
FCC §15.407(a)	RSS-247 §6.2	Conducted Transmitter Output Power	Compliant
FCC §15.407 (a)	RSS-247 §6.2	Power Spectral Density	Compliant
FCC §15.407 (h)	RSS-247 §6.2	Transmit Power Control (TPC)	Not Applicable
FCC §15.407 (h)	RSS-247 §6.3	Dynamic Frequency Selection (DFS)	Compliant*
/	RSS-247 §6.4	Additional requirement	Compliant
C63.10 §11.6	C63.10 §11.6	Duty Cycle	/

Compliant*: Please refer to the DFS report 2501U63859E-RFE.

Not Applicable: For 5250-5350MHz/5470-5725MHz, the maximum EIRP is 12.17dBm<27dBm (500mW).

TEST EQUIPMENT LIST

Manufacturer	Description	Model	Serial Number	Calibration Date	Calibration Due Date
Conducted Emission Test					
Rohde & Schwarz	EMI Test Receiver	ESCI	101120	2024/12/04	2025/12/03
Rohde & Schwarz	Transient Limiter	ESH3Z2	DE25985	2025/04/29	2026/04/28
Rohde & Schwarz	LISN	ENV216	101613	2024/12/04	2025/12/03
Unknown	CE Cable	Unknown	UF A210B-1-0720-504504	2025/04/29	2026/04/28
Audix	EMI Test software	E3	191218(V9)	NCR	NCR
Radiated Emission Test					
Rohde & Schwarz	EMI Test Receiver	ESR3	102455	2024/12/04	2025/12/03
Sonoma instrument	Pre-amplifier	310N	186238	2025/04/29	2026/04/28
Sunol Sciences	Broadband Antenna	JB1	A040904-1	2023/07/20	2026/07/19
Unknown	Cable	Chamber Cable 1	F-03-EM236	2025/04/29	2026/04/28
Unknown	Cable	XH500C	J-10M-A	2025/04/29	2026/04/28
BACL	Active Loop Antenna	1313-1A	4031911	2024/05/14	2027/05/13
unknown	Cable	PNG214	1354	2024/12/04	2025/12/03
Unknown	Cable	2Y194	0735	2024/12/04	2025/12/03
Audix	EMI Test software	E3	19821b(V9)	NCR	NCR
Rohde&Schwarz	Spectrum Analyzer	FSV40	101605	2025/03/26	2026/03/25
A.H.System	Preamplifier	PAM-0118P	489	2024/11/15	2025/11/14
Schwarzbeck	Horn Antenna	BBHA9120D (1201)	1143	2023/07/26	2026/07/25
Unknown	RF Cable	KMSE	0735	2024/12/06	2025/12/05
Unknown	RF Cable	UFA147	219661	2024/12/06	2025/12/05
Unknown	RF Cable	XH750A-N	J-10M	2024/12/06	2025/12/05
JD	Filter Switch Unit	DT7220FSU	DS79906	2024/09/09	2025/09/08
JD	Multiplex Switch Test Control Set	DT7220SCU	DS79903	2024/09/09	2025/09/08
A.H.System	Pre-amplifier	PAM-1840VH	190	2025/04/29	2026/04/28
Electro-Mechanics Co	Horn Antenna	3116	9510-2270	2023/09/18	2026/09/17
UTIFLEX	RF Cable	NO. 13	232308-001	2024/12/18	2025/12/17
Audix	EMI Test software	E3	191218(V9)	NCR	NCR

Manufacturer	Description	Model	Serial Number	Calibration Date	Calibration Due Date
RF Conducted Test					
Rohde&Schwarz	Spectrum Analyzer	FSV40-N	102259	2024/12/04	2025/12/03
ANRITSU	Microwave peak power sensor	MA24418A	12622	2025/04/29	2026/04/28
Unknown	10dB Attenuator	Unknown	F-03-EM065	2025/06/26	2026/06/25

* **Statement of Traceability:** Bay Area Compliance Laboratories Corp. (Shenzhen) attests that all calibrations have been performed in accordance to requirements that traceable to National Primary Standards and International System of Units (SI).

REQUIREMENTS AND TEST PROCEDURES

Conducted Emissions

Applicable Standard

FCC §15.207 & RSS-Gen §8.8

Unless stated otherwise in the applicable RSS, for radio apparatus that are designed to be connected to the public utility AC power network, the radio frequency voltage that is conducted back onto the AC power line on any frequency or frequencies within the range 150 kHz to 30 MHz shall not exceed the limits in table 4, as measured using a 50 μ H / 50 Ω line impedance stabilization network. This requirement applies for the radio frequency voltage measured between each power line and the ground terminal of each AC power-line mains cable of the EUT.

For an EUT that connects to the AC power lines indirectly, through another device, the requirement for compliance with the limits in table 4 shall apply at the terminals of the AC power-line mains cable of a representative support device, while it provides power to the EUT. The lower limit applies at the boundary between the frequency ranges. The device used to power the EUT shall be representative of typical applications.

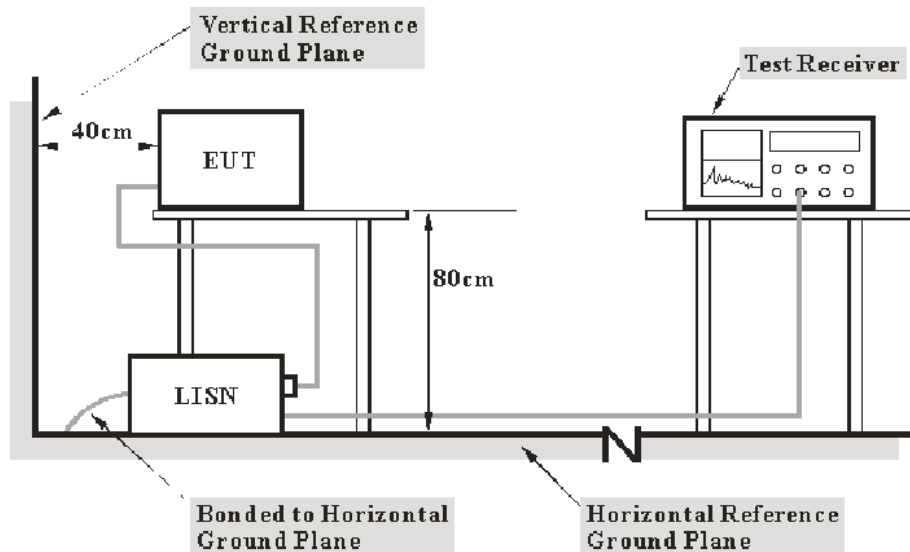
Table 4 - AC Power Lines Conducted Emission Limits		
Frequency range (MHz)	Conducted limit (dB μ V)	
	Quasi-Peak	Average
0.15 – 0.5	66 to 56 ¹	56 to 46 ¹
0.5 – 5	56	46
5 – 30	60	50

Note 1: The level decreases linearly with the logarithm of the frequency.

For an EUT with a permanent or detachable antenna operating between 150 kHz and 30 MHz, the AC power-line conducted emissions must be measured using the following configurations:

- Perform the AC power-line conducted emissions test with the antenna connected to determine compliance with the limits of table 4 outside the transmitter's fundamental emission band.
- Retest with a dummy load instead of the antenna to determine compliance with the limits of table 4 within the transmitter's fundamental emission band. For a detachable antenna, remove the antenna and connect a suitable dummy load to the antenna connector. For a permanent antenna, remove the antenna and terminate the RF output with a dummy load or network that simulates the antenna in the fundamental frequency band.

EUT Setup



- Note: 1. Support units were connected to second LISN.
 2. Both of LISNs (AMN) 80 cm from EUT and at the least 80 cm from other units and other metal planes support units.

The setup of EUT is according with per ANSI C63.10-2020 measurement procedure. The specification used was with the FCC Part 15.207 & RSS-247/RSS-Gen limits.

The spacing between the peripherals was 10 cm.

The external I/O cables were draped along the test table and formed a bundle 30 to 40 cm long in the middle.

EMI Test Receiver Setup

The EMI test receiver was set to investigate the spectrum from 150 kHz to 30 MHz.

During the conducted emission test, the EMI test receiver was set with the following configurations:

Frequency Range	RBW
150 kHz – 30 MHz	9 kHz

Test Procedure

During the conducted emission test, the adapter was connected to the outlet of the LISN; the other related equipments were connected to the other LISN.

Maximizing procedure was performed on the six (6) highest emissions of the EUT.

All data was recorded in the Quasi-peak and Average detection mode.

Factor & Over Limit Calculation

The factor is calculated by adding LISN VDF (Voltage Division Factor) and Cable Loss. The basic equation is as follows:

$$\text{Factor} = \text{LISN VDF} + \text{Cable Loss}$$

The “**Over limit**” column of the following data tables indicates the degree of compliance with the applicable limit. For example, an Over limit of -7 dB means the emission is 7 dB below the limit. The equation for calculation is as follows:

$$\begin{aligned}\text{Over Limit} &= \text{Level} - \text{Limit} \\ \text{Level} &= \text{Read Level} + \text{Factor}\end{aligned}$$

Note: The term "cable loss" refers to the combination of a cable and a 10dB transient limiter (attenuator).

Undesirable Emission & Restricted Bands

Applicable Standard

FCC §15.407 (b); §15.209; §15.205;

(b) Undesirable emission limits. Except as shown in paragraph (b)(7) of this section, the maximum emissions outside of the frequency bands of operation shall be attenuated in accordance with the following limits:

- (1) For transmitters operating in the 5.15-5.25 GHz band: All emissions outside of the 5.15-5.35 GHz band shall not exceed an e.i.r.p. of -27 dBm/MHz.
- (2) For transmitters operating in the 5.25-5.35 GHz band: All emissions outside of the 5.15-5.35 GHz band shall not exceed an e.i.r.p. of -27 dBm/MHz.
- (3) For transmitters operating in the 5.47-5.725 GHz band: All emissions outside of the 5.47-5.725 GHz band shall not exceed an e.i.r.p. of -27 dBm/MHz.
- (4) For transmitters operating in the 5.725-5.85 GHz band:
 - (i) All emissions shall be limited to a level of -27 dBm/MHz at 75 MHz or more above or below the band edge increasing linearly to 10 dBm/MHz at 25 MHz above or below the band edge, and from 25 MHz above or below the band edge increasing linearly to a level of 15.6 dBm/MHz at 5 MHz above or below the band edge, and from 5 MHz above or below the band edge increasing linearly to a level of 27 dBm/MHz at the band edge.

Unwanted emissions below 1 GHz must comply with the general field strength limits set forth in §15.209.

According to RSS-247§6.2

Frequency band 5150-5250 MHz

6.2.1.2 Unwanted emission limits

For transmitters with operating frequencies in the band 5150-5250 MHz, all emissions outside the band 5150-5350 MHz shall not exceed -27 dBm/MHz e.i.r.p. Any unwanted emissions that fall into the band 5250-5350 MHz shall be attenuated below the channel power by at least 26 dB, when measured using a resolution bandwidth between 1 and 5% of the occupied bandwidth (i.e. 99% bandwidth), above 5250 MHz. The 26 dB bandwidth may fall into the 5250-5350 MHz band; however, if the occupied bandwidth also falls within the 5250-5350 MHz band, the transmission is considered as intentional and the devices shall comply with all requirements in the band 5250-5350 MHz including implementing dynamic frequency selection (DFS) and TPC, on the portion of the emission that resides in the 5250-5350 MHz band.

Frequency band 5250-5350 MHz

6.2.2.2 Unwanted emission limits

Devices shall comply with the following:

- a. All emissions outside the band 5250-5350 MHz shall not exceed -27 dBm/MHz e.i.r.p.; or
- b. All emissions outside the band 5150-5350 MHz shall not exceed -27 dBm/MHz e.i.r.p. and its power shall comply with the spectral power density for operation within the band 5150-5250 MHz. The device, except devices installed in vehicles, shall be labelled or include in the user manual the following text “for indoor use only.”

Frequency band 5470-5600 MHz and 5650-5725 MHz

6.2.3.2 Unwanted emission limits

Emissions outside the band 5470-5725 MHz shall not exceed -27 dBm/MHz e.i.r.p. However, devices with bandwidth overlapping the band edge of 5725 MHz can meet the emission limit of -27 dBm/MHz e.i.r.p. at 5850 MHz instead of 5725 MHz.

Frequency band 5725-5850 MHz

6.2.4.3 Unwanted emission limits

Devices operating in the band 5725-5850 MHz shall have e.i.r.p. of unwanted emissions comply with the following:

- 27 dBm/MHz at frequencies from the band edges decreasing linearly to 15.6 dBm/MHz at 5 MHz above or below the band edges;
- 15.6 dBm/MHz at 5 MHz above or below the band edges decreasing linearly to 10 dBm/MHz at 25 MHz above or below the band edges;
- 10 dBm/MHz at 25 MHz above or below the band edges decreasing linearly to -27 dBm/MHz at 75 MHz above or below the band edges; and
- 27 dBm/MHz at frequencies more than 75 MHz above or below the band edges.

According to RSS-Gen §8.10

Restricted frequency bands, identified in table 7, are designated primarily for safety-of-life services (distress calling and certain aeronautical activities), certain satellite downlinks, radio astronomy and some government uses. Except where otherwise indicated, the following conditions related to the restricted frequency bands apply:

- The transmit frequency, including fundamental components of modulation, of license-exempt radio apparatus shall not fall within the restricted frequency bands listed in table 7 except for apparatus compliant with RSS-287.
- Unwanted emissions that fall into restricted frequency bands listed in table 7 shall comply with the limits specified in table 5 and table 6.
- Unwanted emissions that do not fall within the restricted frequency bands listed in table 7 shall comply either with the limits specified in the applicable RSS or with those specified in table 5 and table 6.

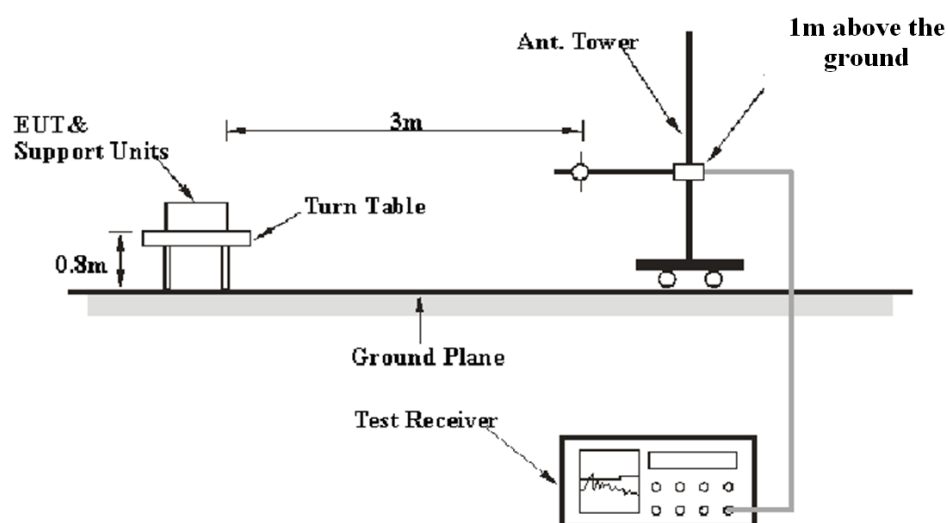
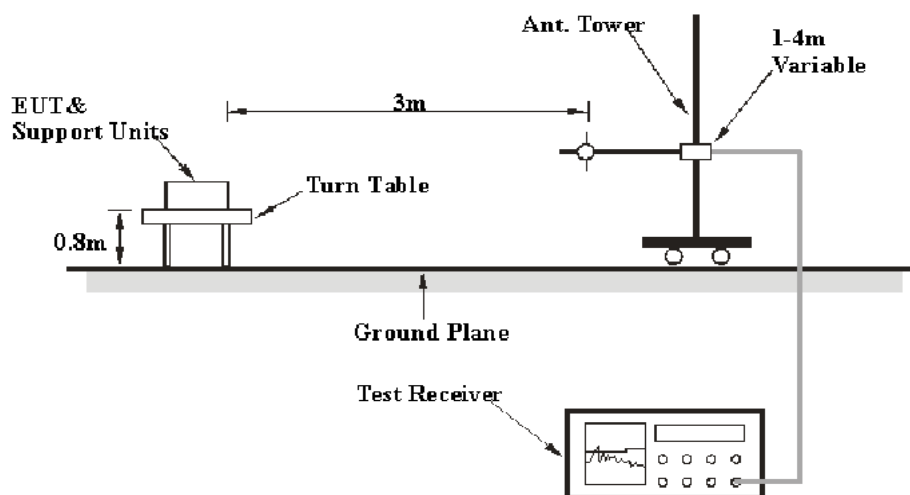
Table 5 – General field strength limits at frequencies above 30 MHz

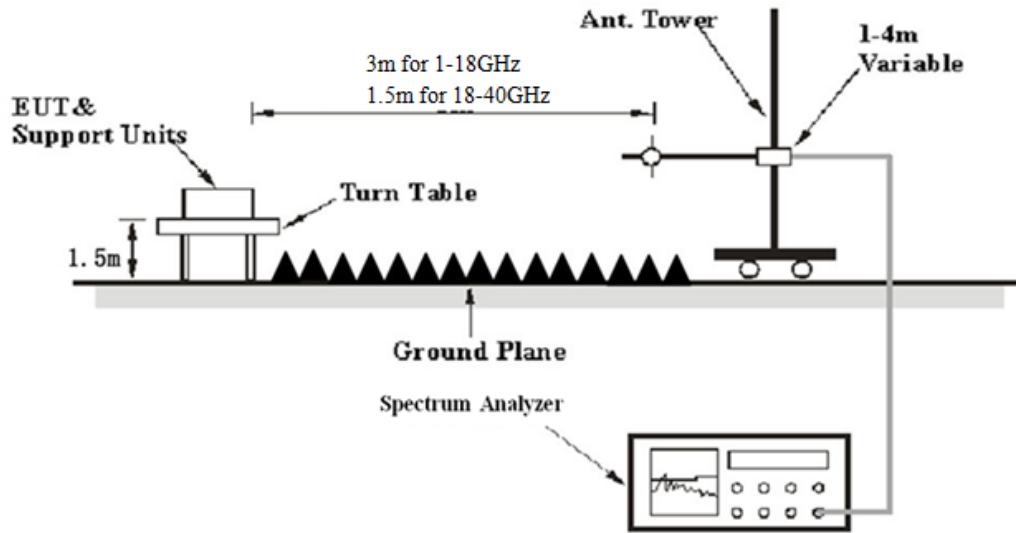
Frequency (MHz)	Field strength (µV/m at 3 m)
30 – 88	100
88 – 216	150
216 – 960	200
Above 960	500

Table 6 – General field strength limits at frequencies below 30 MHz

Frequency	Magnetic field strength (H-Field) (µA/m)	Measurement distance (m)
9 - 490 kHz ^{Note 1}	6.37/F (F in kHz)	300
490 - 1705 kHz	63.7/F (F in kHz)	30
1.705 - 30 MHz	0.08	30

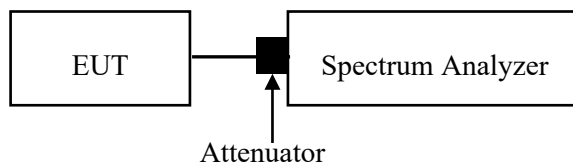
Note 1: The emission limits for the ranges 9-90 kHz and 110-490 kHz are based on measurements employing a linear average detector.

EUT Setup**9 kHz-30MHz:****30MHz-1GHz:**

Above 1 GHz:

The setup of EUT is according with per ANSI C63.10-2020 measurement procedure. The specification used was with the FCC 15.209, FCC 15.407, RSS-247 and RSS-Gen limits.

The external I/O cables were draped along the test table and formed a bundle 30 to 40 cm long in the middle.

Unwanted emissions fall into the band 5250-5350 MHz:**EMI Test Receiver & Spectrum Analyzer Setup**

The system was investigated from 9 kHz to 40 GHz.

During the radiated emission test, the EMI test receiver & Spectrum Analyzer Setup were set with the following configurations:

9 kHz-1GHz:

Frequency Range	RBW	Video B/W	IF B/W	Measurement	Detector
9 kHz – 150 kHz	/	/	200 Hz	QP	QP
	300 Hz	1 kHz	/	PK	Peak
150 kHz – 30 MHz	/	/	9 kHz	QP	QP
	10 kHz	30 kHz	/	PK	Peak
30 MHz – 1000 MHz	/	/	120 kHz	QP	QP
	100 kHz	300 kHz	/	PK	Peak

1-40GHz:

Pre-scan

Measurement	Duty cycle	RBW	Video B/W	Detector
PK	Any	1MHz	3 MHz	Peak
AV	>98%	1MHz	1 kHz	Peak
	<98%	1MHz	$\geq 1/\text{Ton}$	Peak

Final measurement for emission identified during pre-scan

Measurement	Duty cycle	RBW	Video B/W	Detector
PK	Any	1MHz	3 MHz	Peak
AV	>98%	1MHz	10 Hz	Peak
	<98%	1MHz	$\geq 1/\text{Ton}$	Peak

Note: Ton is minimum transmission duration

If the maximized peak measured value complies with under the QP/Average limit more than 6dB, then it is unnecessary to perform an QP/Average measurement.

Unwanted emissions fall into the band 5250-5350 MHz:

Frequency Range	RBW	Video B/W	Measurement
5250-5350 MHz	(1%-5%)* 99% Bandwidth	3*RBW	Peak

Note: The limit was calculated by attenuated below the channel power by at least 26 dB per RSS-247 §6.2.1.2

Test Procedure

Radiated Spurious Emission

During the radiated emission test, the adapter was connected to the AC floor outlet.

Maximizing procedure was performed on the highest emissions to ensure that the EUT complied with all the installation combinations.

All final data was recorded in Quasi-peak detection mode except for the frequency bands 9–90 kHz, 110–490 kHz and above 1000 MHz, average detection modes for frequency bands 9–90 kHz and 110–490 kHz, peak and average detection modes for frequencies above 1 GHz.

For 9 kHz-30MHz, the report shall list the six emissions with the smallest margin relative to the limit, for each of the three antenna orientations (parallel, perpendicular, and ground-parallel) unless the margin is greater than 20 dB.

According to ANSI C63.10-2020,9.2.1: For field strength measurements made at other than the distance specified by the limit, extrapolate the measured field strength to the field strength at the distance specified by the limit using an inverse distance correction factor (20 dB/decade of distance)

$$E_{\text{SpecLimit}} = E_{\text{Meas}} + 20 \log \left(\frac{d_{\text{Meas}}}{d_{\text{SpecLimit}}} \right)$$

where

$E_{\text{SpecLimit}}$	is the field strength of the emission at the distance specified by the limit, in dB μ V/m
E_{Meas}	is the field strength of the emission at the measurement distance, in dB μ V/m
d_{Meas}	is the measurement distance, in m
$d_{\text{SpecLimit}}$	is the distance specified by the limit, in m

So the extrapolation factor of 1m is $20 \cdot \log(1.5/3) = -6.0$ dB, for 18-40GHz range, the limit of 1.5m distance was added by 6.0dB from limit of 3m to compared with the result measurement at 1.5m distance.

Factor & Over Limit/Margin Calculation

The Factor is calculated by adding the Antenna Factor and Cable Loss, and subtracting the Amplifier Gain. The basic equation is as follows:

$$\text{Factor} = \text{Antenna Factor} + \text{Cable Loss} - \text{Amplifier Gain}$$

The “**Over Limit/Margin**” column of the following data tables indicates the degree of compliance with the applicable limit. For example, an Over Limit/margin of -7dB means the emission is 7dB below the limit. The equation for calculation is as follows:

$$\begin{aligned} \text{Over Limit} &= \text{Level} - \text{Limit}; \text{Margin} = \text{Limit} - \text{Corrected Amplitude} \\ \text{Level / Corrected Amplitude} &= \text{Read Level} + \text{Factor} \end{aligned}$$

Emission Bandwidth & 99% Occupied Bandwidth

Applicable Standard

According to FCC §15.407(a) (13), the maximum power spectral density is measured as a conducted emission by direct connection of a calibrated test instrument to the equipment under test. If the device cannot be connected directly, alternative techniques acceptable to the Commission may be used. Measurements in the 5.725-5.85 GHz band are made over a reference bandwidth of 500 kHz or the 26 dB emission bandwidth of the device, whichever is less. Measurements in the 5.15-5.25 GHz, 5.25-5.35 GHz, and the 5.47-5.725 GHz bands are made over a bandwidth of 1 MHz or the 26 dB emission bandwidth of the device, whichever is less. A narrower resolution bandwidth can be used, provided that the measured power is integrated over the full reference bandwidth.

According to FCC §15.407(e), Within the 5.725-5.85 GHz band, the minimum 6 dB bandwidth of U-NII devices shall be at least 500 kHz.

According to RSS-247 § 6.2.4.2, For equipment operating in the band 5725-5850 MHz, the minimum 6 dB bandwidth shall be at least 500 kHz.

According to RSS-Gen § 6.7, the occupied bandwidth or the “99% emission bandwidth” is defined as the frequency range between two points, one above and the other below the carrier frequency, within which 99% of the total transmitted power of the fundamental transmitted emission is contained. The occupied bandwidth shall be reported for all equipment in addition to the specified bandwidth required in the applicable RSSs.

In some cases, the “x dB bandwidth” is required, which is defined as the frequency range between two points, one at the lowest frequency below and one at the highest frequency above the carrier frequency, at which the maximum power level of the transmitted emission is attenuated x dB below the maximum in-band power level of the modulated signal, where the two points are on the outskirts of the in-band emission.

The following conditions shall be observed for measuring the occupied bandwidth and x dB bandwidth:

- The transmitter shall be operated at its maximum carrier power measured under normal test conditions.
- The span of the spectrum analyzer shall be set large enough to capture all products of the modulation process, including the emission skirts, around the carrier frequency, but small enough to avoid having other emissions (e.g. on adjacent channels) within the span.
- The detector of the spectrum analyzer shall be set to “Sample”. However, a peak, or peak hold, may be used in place of the sampling detector since this usually produces a wider bandwidth than the actual bandwidth (worst-case measurement). Use of a peak hold (or “Max Hold”) may be necessary to determine the occupied / x dB bandwidth if the device is not transmitting continuously.
- The resolution bandwidth (RBW) shall be in the range of 1% to 5% of the actual occupied / x dB bandwidth and the video bandwidth (VBW) shall not be smaller than three times the RBW value. Video averaging is not permitted.

Note: It may be necessary to repeat the measurement a few times until the RBW and VBW are in compliance with the above requirement.

For the 99% emission bandwidth, the trace data points are recovered and directly summed in linear power level terms. The recovered amplitude data points, beginning at the lowest frequency, are placed in a running sum until 0.5% of the total is reached, and that frequency recorded. The process is repeated for the highest frequency data points (starting at the highest frequency, at the right side of the span, and going down in frequency). This frequency is then recorded. The difference between the two recorded frequencies is the occupied bandwidth (or the 99% emission bandwidth).

Test Procedure

According to ANSI C63.10-2020 Section 12.5.1 & 12.5.2 & 12.5.3

12.5.1 Emission bandwidth for the band 5.725 GHz to 5.85 GHz

The following procedure shall be used for measuring this bandwidth:

- a) Set RBW = 100 kHz.
- b) Set the video bandwidth (VBW) $\geq 3 \times$ RBW.
- c) Detector = Peak.
- d) Trace mode = max-hold.
- e) Sweep = No faster than coupled (auto) time.
- f) Allow the trace to stabilize.
- g) Measure the maximum width of the emission that is constrained by the frequencies associated with the two outermost amplitude points (upper and lower frequencies) that are attenuated by 6 dB relative to the maximum level measured in the fundamental emission.

12.5.2 Emission bandwidth for all other bands

The procedure for this method is as follows:

- a) Set RBW = shall be in the range of 1% to 5% of the emission bandwidth.
- b) Set the VBW $>$ RBW.
- c) Detector = peak.
- d) Trace mode = max-hold.
- e) Measure the maximum width of the emission that is 26 dB down from the peak of the emission. Compare this with the RBW setting of the instrument. Readjust RBW and repeat measurement as needed until the RBW/EBW ratio is in the range of 1% to 5%.

12.5.3 Occupied bandwidth

See 6.9.3 for the measurement procedure for OBW.

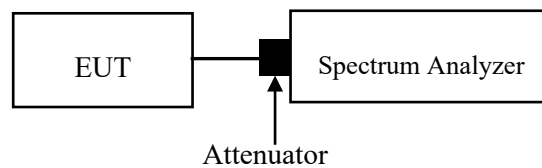
The occupied bandwidth is the frequency bandwidth such that, below its lower and above its upper frequency limits, the mean powers are each equal to 0.5% of the total mean power of the given emission. The following procedure shall be used for measuring 99% power bandwidth:

- a) The instrument center frequency is set to the nominal EUT channel center frequency. The frequency span for the spectrum analyzer shall be between 1.5 times and 5.0 times the OBW.
- b) The nominal IF filter bandwidth (3 dB RBW) shall be in the range of 1% to 5% of the OBW, and VBW shall be at least three times the RBW, unless otherwise specified by the applicable requirement.
- c) Set the reference level of the instrument as required, keeping the signal from exceeding the maximum input mixer level for linear operation. In general, the peak of the spectral envelope shall be more than $[10 \log (\text{OBW}/\text{RBW})]$ below the reference level. Specific guidance is given in 4.1.6.2.
- d) Step a) through step c) might require iteration to adjust within the specified range.
- e) Video averaging is not permitted. Where practical, a sample detection and single sweep mode shall be used. Otherwise, peak detection and max-hold mode (until the trace stabilizes) shall be used.

f) Use the 99% power bandwidth function of the instrument (if available) and report the measured bandwidth.

g) If the instrument does not have a 99% power bandwidth function, then the trace data points are recovered and directly summed in linear power terms. The recovered amplitude data points, beginning at the lowest frequency, are placed in a running sum until 0.5% of the total is reached; that frequency is recorded as the lower frequency. The process is repeated until 99.5% of the total is reached; that frequency is recorded as the upper frequency. The 99% power bandwidth is the difference between these two frequencies.

h) The occupied bandwidth shall be reported by providing spectral plot(s) of the measuring instrument display; the plot axes and the scale units per division shall be clearly labeled. Tabular data may be reported in addition to the plot(s).



Transmitter Output Power

Applicable Standard

According to FCC §15.407(a)

For an indoor access point operating in the band 5.15-5.25 GHz, the maximum conducted output power over the frequency band of operation shall not exceed 1 W provided the maximum antenna gain does not exceed 6 dBi. In addition, the maximum power spectral density shall not exceed 17 dBm in any 1 megahertz band. If transmitting antennas of directional gain greater than 6 dBi are used, both the maximum conducted output power and the maximum power spectral density shall be reduced by the amount in dB that the directional gain of the antenna exceeds 6 dBi.

For client devices in the 5.15-5.25 GHz band, the maximum conducted output power over the frequency band of operation shall not exceed 250 mW provided the maximum antenna gain does not exceed 6 dBi. In addition, the maximum power spectral density shall not exceed 11 dBm in any 1 megahertz band. If transmitting antennas of directional gain greater than 6 dBi are used, both the maximum conducted output power and the maximum power spectral density shall be reduced by the amount in dB that the directional gain of the antenna exceeds 6 dBi.

For the 5.25-5.35 GHz and 5.47-5.725 GHz bands, the maximum conducted output power over the frequency bands of operation shall not exceed the lesser of 250 mW or $11 \text{ dBm} + 10 \log B$, where B is the 26 dB emission bandwidth in megahertz. In addition, the maximum power spectral density shall not exceed 11 dBm in any 1 megahertz band. If transmitting antennas of directional gain greater than 6 dBi are used, both the maximum conducted output power and the maximum power spectral density shall be reduced by the amount in dB that the directional gain of the antenna exceeds 6 dBi.

For the band 5.725-5.85 GHz, the maximum conducted output power over the frequency band of operation shall not exceed 1 W. In addition, the maximum power spectral density shall not exceed 30 dBm in any 500-kHz band. If transmitting antennas of directional gain greater than 6 dBi are used, both the maximum conducted output power and the maximum power spectral density shall be reduced by the amount in dB that the directional gain of the antenna exceeds 6 dBi. However, fixed point-to-point U-NII devices operating in this band may employ transmitting antennas with directional gain greater than 6 dBi without any corresponding reduction in transmitter conducted power. Fixed, point-to-point operations exclude the use of point-to-multipoint systems, omnidirectional applications, and multiple collocated transmitters transmitting the same information. The operator of the U-NII device, or if the equipment is professionally installed, the installer, is responsible for ensuring that systems employing high gain directional antennas are used exclusively for fixed, point-to-point operations.

According to RSS-247 §6.2:

Frequency band 5150-5250 MHz

For OEM devices installed in vehicles, the maximum e.i.r.p. shall not exceed 30 mW or $1.76 + 10 \log_{10} B$, dBm, whichever is less. Devices shall implement transmitter power control (TPC) in order to have the capability to operate at least 3 dB below the maximum permitted e.i.r.p. of 30 mW.

For other devices, the maximum e.i.r.p. shall not exceed 200 mW or $10 + 10 \log_{10} B$, dBm, whichever power is less. B is the 99% emission bandwidth in megahertz. The e.i.r.p. spectral density shall not exceed 10 dBm in any 1.0 MHz band.

Frequency band 5250-5350 MHz

6.2.2.1(a) The maximum conducted output power shall not exceed 250 mW or $11 + 10 \log_{10} B$, dBm, whichever is less. The power spectral density shall not exceed 11 dBm in any 1.0 MHz band;

6.2.2.1(b) The maximum e.i.r.p. shall not exceed 1.0 W or $17 + 10 \log_{10} B$, dBm, whichever is less. B is the 99% emission bandwidth in megahertz. Note that devices with a maximum e.i.r.p. greater than 500mW shall implement TPC in order to have the capability to operate at least 6 dB below the maximum permitted e.i.r.p. of 1 W.

Frequency band 5470-5600 MHz and 5650-5725MHz

6.2.3.1 The maximum conducted output power shall not exceed 250 mW or $11 + 10 \log_{10} B$, dBm, whichever is less. The power spectral density shall not exceed 11 dBm in any 1.0 MHz band.

The maximum e.i.r.p. shall not exceed 1.0 W or $17 + 10 \log_{10} B$, dBm, whichever is less. B is the 99% emission bandwidth in megahertz. Note that devices with a maximum e.i.r.p. greater than 500mW shall implement TPC in order to have the capability to operate at least 6 dB below the maximum permitted e.i.r.p. of 1 W.

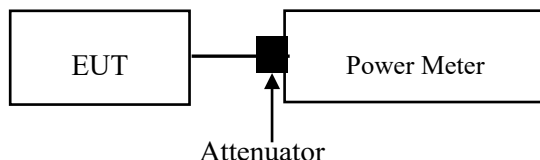
Frequency band 5725-5850 MHz

6.2.4.2 The maximum conducted output power shall not exceed 1 W. The output power spectral density shall not exceed 30 dBm in any 500 kHz band. If transmitting antennas of directional gain greater than 6 dBi are used, both the maximum conducted output power and the output power spectral density shall be reduced by the amount in dB that the directional gain of the antenna exceeds 6 dBi. However, fixed point-to-point devices operating in this band may employ transmitting antennas with directional gain greater than 6 dBi without any corresponding reduction in transmitter conducted power. Fixed point-to-point operations exclude the use of point-to-multipointFootnote3 systems, omnidirectional applications and multiple collocated transmitters transmitting the same information.

Test Procedure

According to ANSI C63.10-2020 Section 12.4.3.2 Method PM-G

- a. Place the EUT on a bench and set it in transmitting mode.
- b. Remove the antenna from the EUT and then connect a low loss RF cable from the antenna port to one test equipment.



Note: A short RF cable with low cable loss connected to the EUT antenna port, which was provided by client or lab, the cable loss was added with offset into test equipment, the total offset consists of attenuator and/or RF cable and/or power splitter loss

Power Spectral Density

According to FCC §15.407(a)

For an indoor access point operating in the band 5.15-5.25 GHz, the maximum conducted output power over the frequency band of operation shall not exceed 1 W provided the maximum antenna gain does not exceed 6 dBi. In addition, the maximum power spectral density shall not exceed 17 dBm in any 1 megahertz band. If transmitting antennas of directional gain greater than 6 dBi are used, both the maximum conducted output power and the maximum power spectral density shall be reduced by the amount in dB that the directional gain of the antenna exceeds 6 dBi.

For client devices in the 5.15-5.25 GHz band, the maximum conducted output power over the frequency band of operation shall not exceed 250 mW provided the maximum antenna gain does not exceed 6 dBi. In addition, the maximum power spectral density shall not exceed 11 dBm in any 1 megahertz band. If transmitting antennas of directional gain greater than 6 dBi are used, both the maximum conducted output power and the maximum power spectral density shall be reduced by the amount in dB that the directional gain of the antenna exceeds 6 dBi.

For the 5.25-5.35 GHz and 5.47-5.725 GHz bands, the maximum conducted output power over the frequency bands of operation shall not exceed the lesser of 250 mW or $11 \text{ dBm} + 10 \log B$, where B is the 26 dB emission bandwidth in megahertz. In addition, the maximum power spectral density shall not exceed 11 dBm in any 1 megahertz band. If transmitting antennas of directional gain greater than 6 dBi are used, both the maximum conducted output power and the maximum power spectral density shall be reduced by the amount in dB that the directional gain of the antenna exceeds 6 dBi.

For the band 5.725-5.85 GHz, the maximum conducted output power over the frequency band of operation shall not exceed 1 W. In addition, the maximum power spectral density shall not exceed 30 dBm in any 500-kHz band. If transmitting antennas of directional gain greater than 6 dBi are used, both the maximum conducted output power and the maximum power spectral density shall be reduced by the amount in dB that the directional gain of the antenna exceeds 6 dBi. However, fixed point-to-point U-NII devices operating in this band may employ transmitting antennas with directional gain greater than 6 dBi without any corresponding reduction in transmitter conducted power. Fixed, point-to-point operations exclude the use of point-to-multipoint systems, omnidirectional applications, and multiple collocated transmitters transmitting the same information. The operator of the U-NII device, or if the equipment is professionally installed, the installer, is responsible for ensuring that systems employing high gain directional antennas are used exclusively for fixed, point-to-point operations.

According to RSS-247 §6.2:

Frequency band 5150-5250 MHz

For OEM devices installed in vehicles, the maximum e.i.r.p. shall not exceed 30 mW or $1.76 + 10 \log 10B$, dBm, whichever is less. Devices shall implement transmitter power control (TPC) in order to have the capability to operate at least 3 dB below the maximum permitted e.i.r.p. of 30 mW.

For other devices, the maximum e.i.r.p. shall not exceed 200 mW or $10 + 10 \log 10B$, dBm, whichever power is less. B is the 99% emission bandwidth in megahertz. The e.i.r.p. spectral density shall not exceed 10 dBm in any 1.0 MHz band.

Frequency band 5250-5350 MHz

6.2.2.1(a) The maximum conducted output power shall not exceed 250 mW or $11 + 10 \log 10B$, dBm, whichever is less. The power spectral density shall not exceed 11 dBm in any 1.0 MHz band;

Frequency band 5470-5600 MHz and 5650-5725MHz

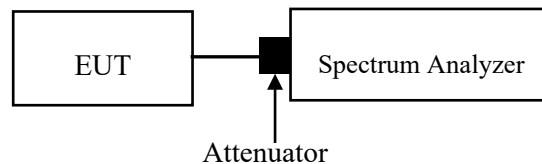
6.2.3.1 The maximum conducted output power shall not exceed 250 mW or $11 + 10 \log_{10} B$, dBm, whichever is less. The power spectral density shall not exceed 11 dBm in any 1.0 MHz band.

Frequency band 5725-5850 MHz

6.2.4.2 The maximum conducted output power shall not exceed 1 W. The output power spectral density shall not exceed 30 dBm in any 500 kHz band. If transmitting antennas of directional gain greater than 6 dBi are used, both the maximum conducted output power and the output power spectral density shall be reduced by the amount in dB that the directional gain of the antenna exceeds 6 dBi. However, fixed point-to-point devices operating in this band may employ transmitting antennas with directional gain greater than 6 dBi without any corresponding reduction in transmitter conducted power. Fixed point-to-point operations exclude the use of point-to-multipointFootnote3 systems, omnidirectional applications and multiple collocated transmitters transmitting the same information.

Test Procedure

According to ANSI C63.10-2020 Clause 12.6 Method SA-2 should be applied



Note: A short RF cable with low cable loss connected to the EUT antenna port, which was provided by client or lab, the cable loss was add with offset into test equipment, the total offset consists of attenuator and/or RF cable and/or power splitter loss

Additional Requirements

Applicable Standard

According to RSS-247 Clause 6.4 Additional requirement

The following requirements shall apply:

- a. The device shall automatically discontinue transmission in cases of absence of information to transmit, or operational failure. A description on how this is done shall accompany the application for equipment certification. Note that this is not intended to prohibit transmission of control or signalling information or the use of repetitive codes where required by the technology.
- b. All LE-LAN devices must contain security features to protect against modification of software by unauthorized parties.

Manufacturers must implement security features in any digitally modulated devices capable of operating in any of the frequency ranges within the 5 GHz band, so that third parties are not able to reprogram the device to operate outside the parameters for which the device was certified. The software must prevent the user from operating the transmitter with operating frequencies, output power, modulation types or other radio frequency parameters outside those that were approved for the device. Manufacturers may use various means, including the use of a private network that allows only authenticated users to download software, electronic signatures in software or coding in hardware that is decoded by software to verify that new software can be legally loaded into a device to meet these requirements and must describe the methods in their application for equipment certification.

Manufacturers must take steps to ensure that DFS functionality cannot be disabled by the operator of the LE-LAN device.

- c. The user manual for LE-LAN devices shall contain instructions related to the restrictions mentioned in the above sections, namely that:
 - i. the device for operation in the band 5150–5250 MHz is only for indoor use to reduce the potential for harmful interference to co-channel mobile satellite systems;
 - ii. for devices with detachable antenna(s), the maximum antenna gain permitted for devices in the bands 5250-5350 MHz and 5470-5725 MHz shall be such that the equipment still complies with the e.i.r.p. limit;
 - iii. for devices with detachable antenna(s), the maximum antenna gain permitted for devices in the band 5725-5850 MHz shall be such that the equipment still complies with the e.i.r.p. limits as appropriate; and
 - iv. where applicable, antenna type(s), antenna models(s), and worst-case tilt angle(s) necessary to remain compliant with the e.i.r.p. elevation mask requirement set forth in section 6.2.2.3 shall be clearly indicated.

Result**Pass**

RSS-247 Clause 6.4 a):

The device shall automatically discontinue transmission in cases of absence of information to transmit, or operation failure. Please refer to declaration.

RSS-247 Clause 6.4 b):

The device must contain security features to protect against modification of software by unauthorized parties. Please refer to declaration.

RSS-247 Clause 6.4 c):

1. Compliant, please refer to the User Manual.
2. Compliant, The device operates on 5250-5350MHz/5470-5600MHz&5650-5725MHz, the EIRP meet the requirement.
3. Compliant, The device operates on 5725-5850MHz, the EIRP meet the requirement.
4. Compliant, please refer to the antenna information and output power section.

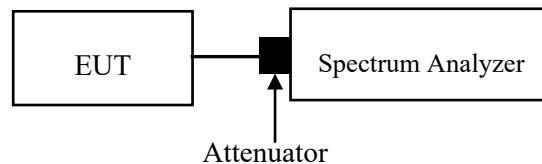
Duty Cycle

Test Procedure

According to ANSI C63.10-2020 Section 12.2

Measurements of duty cycle and transmission duration shall be performed using one of the following techniques:

- a) A diode detector and an oscilloscope that together have a sufficiently short response time to permit accurate measurements of the ON and OFF times of the transmitted signal.
- b) The zero-span mode on a spectrum analyzer or EMI receiver if the response time and spacing between bins on the sweep are sufficient to permit accurate measurements of the ON and OFF times of the transmitted signal:
 - 1) Set the center frequency of the instrument to the center frequency of the transmission.
 - 2) Set $RBW \geq OBW$ if possible; otherwise, set RBW to the largest available value.
 - 3) Set $VBW \geq RBW$. Set detector = peak or average.
 - 4) The zero-span measurement method shall not be used unless both RBW and VBW are $> 50/T$ and the number of sweep points across duration T exceeds 100. (For example, if VBW and/or RBW are limited to 3 MHz, then the zero-span method of measuring the duty cycle shall not be used if $T \leq 16.7 \mu s$.)



ANTENNA REQUIREMENT

Applicable Standard

According to FCC § 15.203, an intentional radiator shall be designed to ensure that no antenna other than that furnished by the responsible party shall be used with the device. The use of a permanently attached antenna or of an antenna that uses a unique coupling to the intentional radiator shall be considered sufficient to comply with the provisions of this Section. The manufacturer may design the unit so that a broken antenna can be replaced by the user, but the use of a standard antenna jack or electrical connector is prohibited.

Further, this requirement does not apply to intentional radiators that must be professionally installed, such as perimeter protection systems and some field disturbance sensors, or to other intentional radiators which, in accordance with § 15.31(d), must be measured at the installation site. However, the installer shall be responsible for ensuring that the proper antenna is employed so that the limits in this part are not exceeded.

The applicant for equipment certification shall provide a list of all antenna types that may be used with the transmitter, where applicable (i.e. for transmitters with detachable antenna), indicating the maximum permissible antenna gain (in dBi) and the required impedance for each antenna. The test report shall demonstrate the compliance of the transmitter with the limit for maximum equivalent isotropically radiated power (e.i.r.p.) specified in the applicable RSS, when the transmitter is equipped with any antenna type, selected from this list.

For expediting the testing, measurements may be performed using only the antenna with highest gain of each combination of transmitter and antenna type, with the transmitter output power set at the maximum level. However, the transmitter shall comply with the applicable requirements under all operational conditions and when in combination with any type of antenna from the list provided in the test report (and in the notice to be included in the user manual, provided below).

When measurements at the antenna port are used to determine the RF output power, the effective gain of the device's antenna shall be stated, based on a measurement or on data from the antenna's manufacturer.

The test report shall state the RF power, output power setting and spurious emission measurements with each antenna type that is used with the transmitter being tested.

For licence-exempt equipment with detachable antennas, the user manual shall also contain the following notice in a conspicuous location:

This radio transmitter [enter the device's ISED certification number] has been approved by Innovation, Science and Economic Development Canada to operate with the antenna types listed below, with the maximum permissible gain indicated. Antenna types not included in this list that have a gain greater than the maximum gain indicated for any type listed are strictly prohibited for use with this device.

Immediately following the above notice, the manufacturer shall provide a list of all antenna types which can be used with the transmitter, indicating the maximum permissible antenna gain (in dBi) and the required impedance for each antenna type.

Antenna Connector Construction

The EUT has one internal antenna arrangement, which was permanently attached, fulfill the requirement of this section. Please refer to the EUT photos.

Antenna Type	Antenna Gain [#]	Impedance	Frequency Range
PIFA	1.8dBi	50Ω	5150-5250MHz
PIFA	1.8dBi	50Ω	5250-5350MHz
PIFA	1.3dBi	50Ω	5470-5725MHz
PIFA	0.7dBi	50Ω	5725-5850MHz

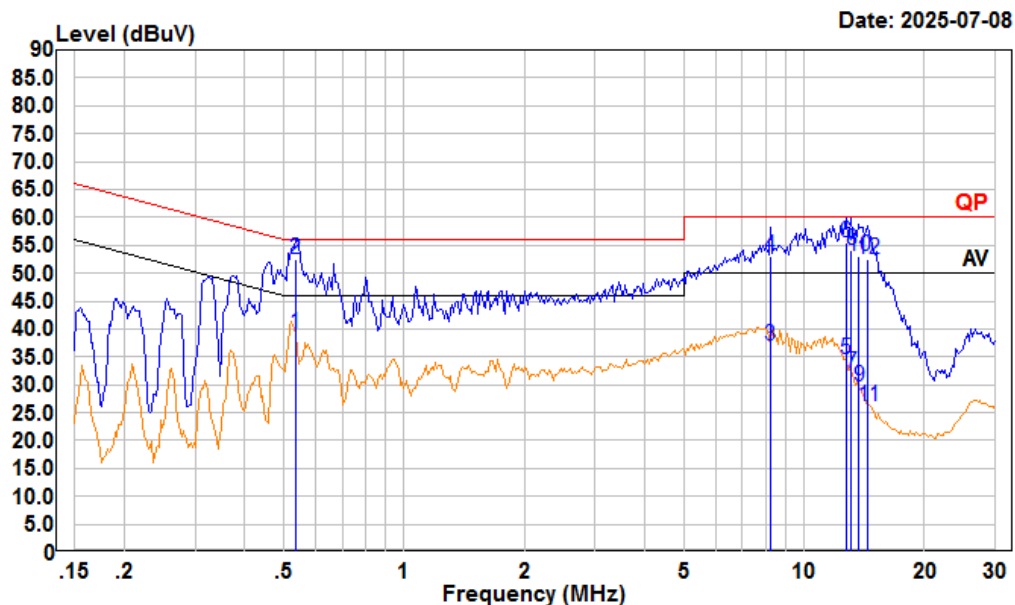
Result: Compliant

TEST DATA AND RESULTS

Conducted Emissions

Temperature (°C)	26.1	Relative Humidity (%)	66
ATM Pressure (kPa)	99.9	Test engineer	Macy.Shi
Test date	2025.07.08		
EUT operation mode	Transmitting (Maximum output power mode, 802.11ac-VHT20 5280MHz)		

AC 120V 60 Hz, Line



Trace: 1

Condition: Line

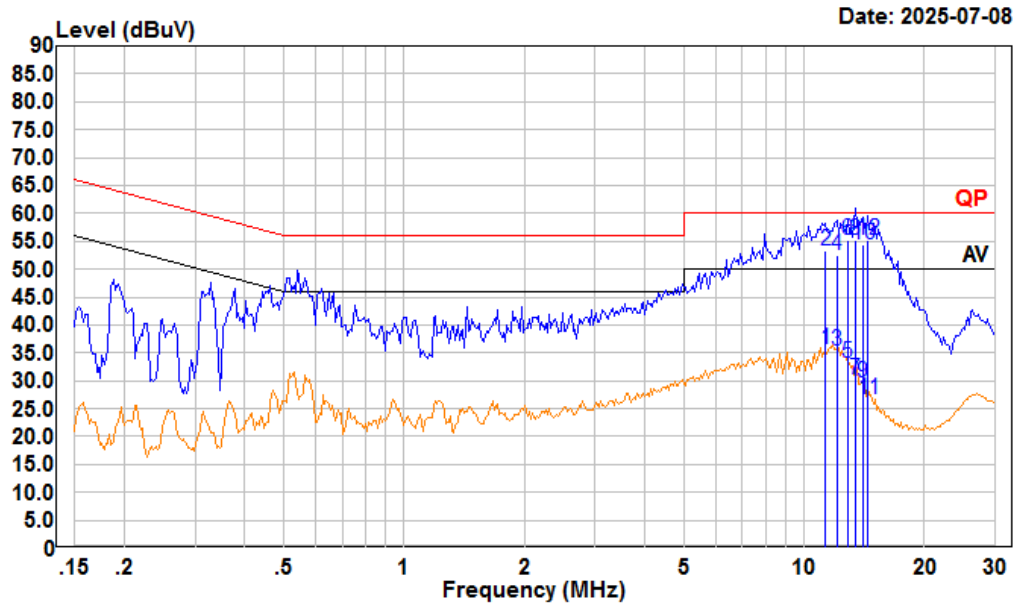
Project : 2501U63859E-RF

tester : Macy.shi Note: 5G WIFI Transmitting

Setting : RBW:9kHz

	Freq	Read Level	Level	LISN Factor	Cable Loss	Limit Line	Over Limit	Remark
	MHz	dBuV	dBuV	dB	dB	dBuV	dB	
1	0.535	18.39	39.17	10.58	10.20	46.00	-6.83	Average
2	0.535	31.70	52.48	10.58	10.20	56.00	-3.52	QP
3	8.235	16.29	36.99	10.46	10.24	50.00	-13.01	Average
4	8.235	32.31	53.01	10.46	10.24	60.00	-6.99	QP
5	12.716	13.98	34.55	10.30	10.27	50.00	-15.45	Average
6	12.716	34.80	55.37	10.30	10.27	60.00	-4.63	QP
7	13.127	11.52	32.09	10.30	10.27	50.00	-17.91	Average
8	13.127	33.60	54.17	10.30	10.27	60.00	-5.83	QP
9	13.695	8.97	29.54	10.30	10.27	50.00	-20.46	Average
10	13.695	32.50	53.07	10.30	10.27	60.00	-6.93	QP
11	14.440	5.65	26.22	10.30	10.27	50.00	-23.78	Average
12	14.440	31.80	52.37	10.30	10.27	60.00	-7.63	QP

AC 120V 60 Hz, Neutral



Trace: 1

Condition: Neutral

Project : 2501U63859E-RF

tester : Macy.shi Note: 5G WIFI Transmitting

Setting : RBW: 9kHz

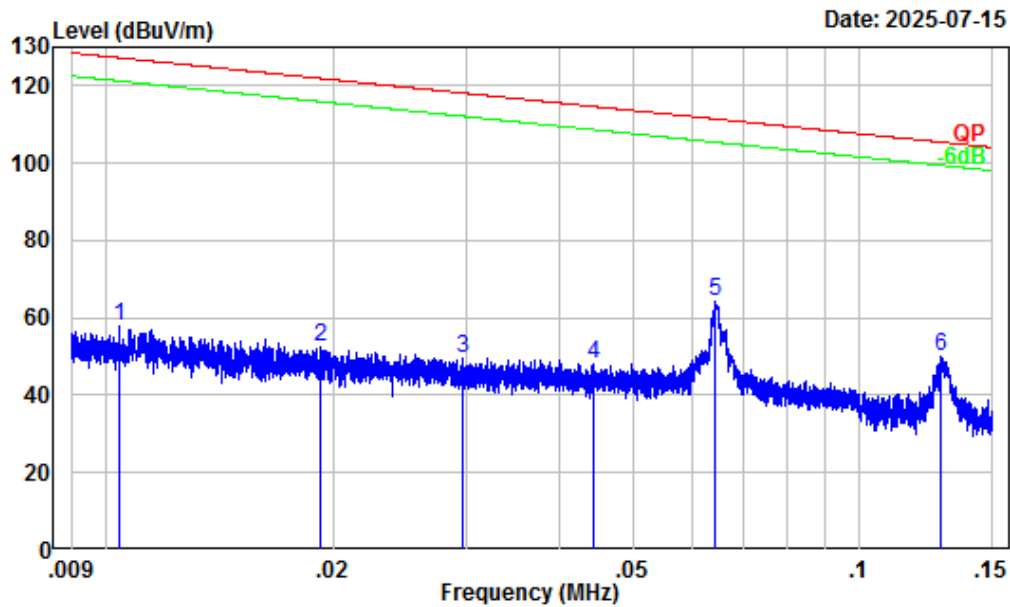
	Freq	Read Level	Level	LISN Factor	Cable Loss	Limit Line	Over Limit	Remark
	MHz	dBuV	dBuV	dB	dB	dBuV	dB	
1	11.317	15.00	35.70	10.44	10.26	50.00	-14.30	Average
2	11.317	32.50	53.20	10.44	10.26	60.00	-6.80	QP
3	12.060	14.61	35.28	10.41	10.26	50.00	-14.72	Average
4	12.060	31.90	52.57	10.41	10.26	60.00	-7.43	QP
5	12.852	12.50	33.15	10.38	10.27	50.00	-16.85	Average
6	12.852	34.46	55.11	10.38	10.27	60.00	-4.89	QP
7	13.408	9.44	30.07	10.36	10.27	50.00	-19.93	Average
8	13.408	34.59	55.22	10.36	10.27	60.00	-4.78	QP
9	13.989	9.12	29.72	10.33	10.27	50.00	-20.28	Average
10	13.989	33.90	54.50	10.33	10.27	60.00	-5.50	QP
11	14.440	6.07	26.66	10.32	10.27	50.00	-23.34	Average
12	14.440	34.70	55.29	10.32	10.27	60.00	-4.71	QP

Undesirable Emission

Temperature (°C)	24.7-25.2	Relative Humidity (%)	55-62
ATM Pressure (kPa):	99.8-106	Test engineer:	Anson Su & Zenos Qiao
Test date:	2025.07.05-2025.07.15		
EUT operation mode:	Below 1GHz: Transmitting(Maximum output power mode, 802.11ac20 5280MHz) Above 1GHz: Transmitting		
Note:	<ol style="list-style-type: none">1. For the radiated spurious emission below 30MHz, only the worst case (parallel) was recorded.2. For the radiated spurious emission below 1GHz, When the test result of peak was less than the limit of QP/Average more than 6dB, just peak value were recorded.3. After pre-scan in the X, Y and Z axes of orientation, the worst case z-axis of orientation were recorded.4. The spurious emission from 9 kHz-30MHz of IC RSS-GEN standard, the unit of final result on the test plots are dBμV/m, so the limit should be added by 51,5 dB from dBμA/m to dBμV/m.		

Below 1GHz:

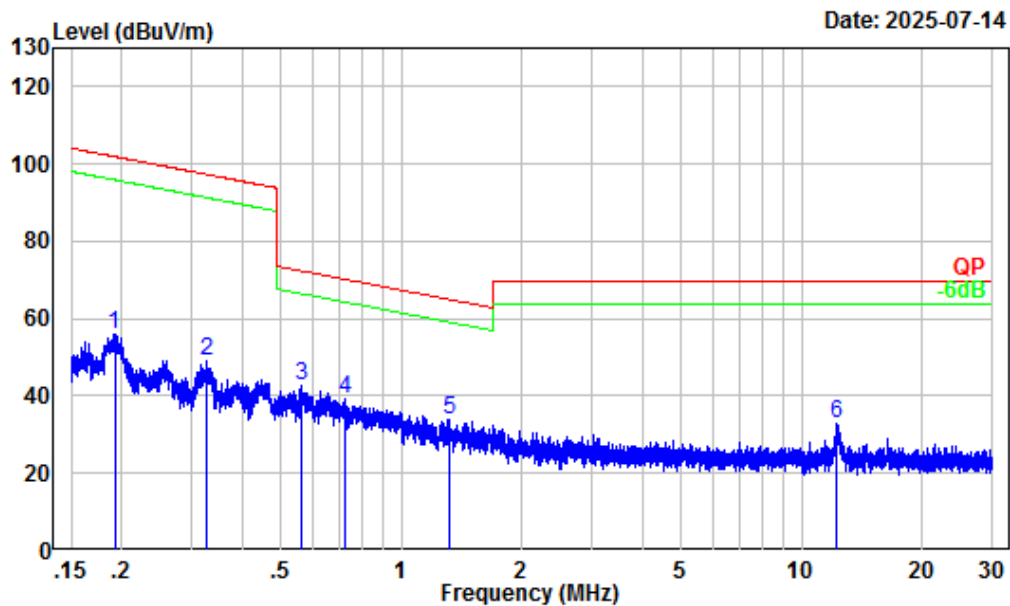
9kHz-150kHz



Site : Chamber A
Condition : 3m
Project Number : 2501U63859E-RF
Test Mode : 5G WIFI Transmitting
Detector: Peak RBW/VBW: 0.3/1kHz
Tester : Anson Su

	Freq Factor		Read Level		Limit	Over	Remark
	MHz	dB/m	dBuV	dBuV/m	dBuV/m	dB	
1	0.010	32.22	25.42	57.64	127.23	-69.59	Peak
2	0.019	30.54	22.07	52.61	121.92	-69.31	Peak
3	0.030	28.56	21.09	49.65	118.16	-68.51	Peak
4	0.044	27.00	21.17	48.17	114.68	-66.51	Peak
5	0.064	24.98	39.05	64.03	111.45	-47.42	Peak
6	0.128	20.35	29.85	50.20	105.46	-55.26	Peak

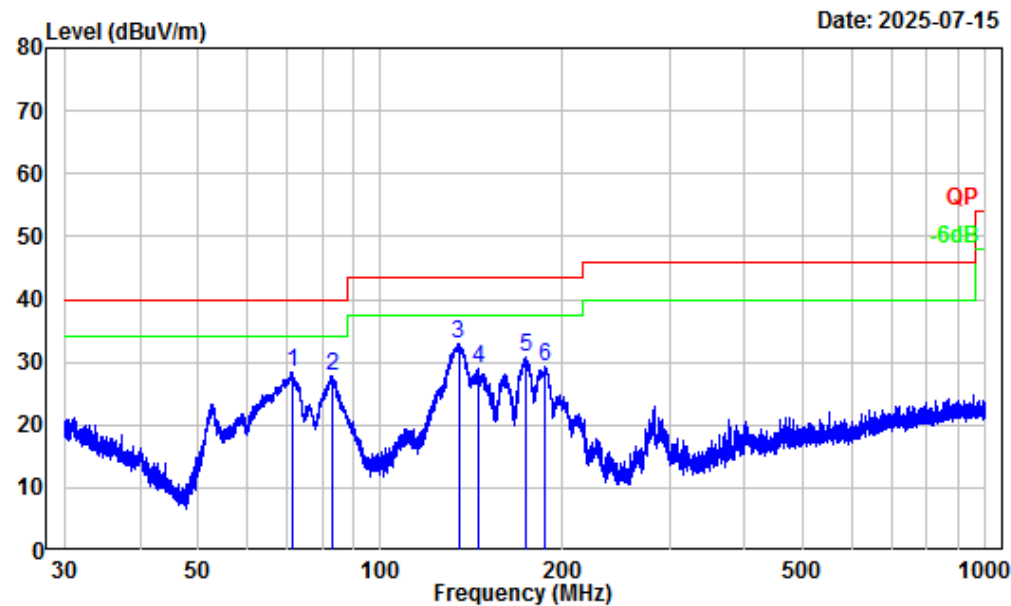
150kHz-30MHz



Site : Chamber A
Condition : 3m
Project Number : 2501U63859E-RF
Test Mode : 5G WIFI Transmitting
Detector: Peak RBW/VBW: 10/30kHz
Tester : Anson Su

	Freq	Factor	Read Level	Level	Limit Line	Over Limit	Remark
	MHz	dB/m	dBuV	dBuV/m	dBuV/m	dB	
1	0.192	16.55	39.57	56.12	101.92	-45.80	Peak
2	0.327	9.69	39.52	49.21	97.32	-48.11	Peak
3	0.563	5.63	37.09	42.72	72.57	-29.85	Peak
4	0.723	3.65	35.42	39.07	70.35	-31.28	Peak
5	1.313	0.32	33.60	33.92	65.06	-31.14	Peak
6	12.278	-2.79	35.52	32.73	69.54	-36.81	Peak

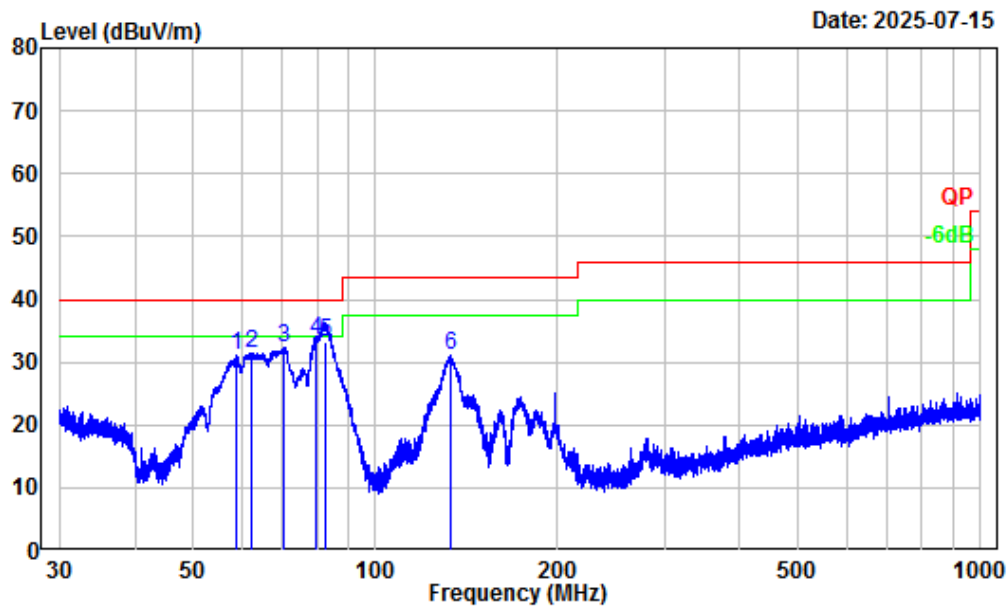
30MHz-1GHz_Horizontal



Site : Chamber A
Condition : 3m Horizontal
Project Number : 2501U63859E-RF
Test Mode : 5G WIFI Transmitting
Detector: Peak RBW/VBW: 100/300kHz
Tester : Anson Su

	Freq Factor		Read		Limit	Over	Remark
	MHz	dB/m	dBuV	dBuV/m	Line	Limit	
1	71.39	-18.61	46.98	28.37	40.00	-11.63	Peak
2	83.12	-18.93	46.83	27.90	40.00	-12.10	Peak
3	134.56	-12.81	45.71	32.90	43.50	-10.60	Peak
4	144.97	-13.56	42.54	28.98	43.50	-14.52	Peak
5	174.35	-14.89	45.59	30.70	43.50	-12.80	Peak
6	187.42	-15.37	44.54	29.17	43.50	-14.33	Peak

30MHz-1GHz_Vertical



Site : Chamber A
Condition : 3m Vertical
Project Number : 2501U63859E-RF
Test Mode : 5G WIFI Transmitting
Detector: Peak RBW/VBW: 100/300kHz
Tester : Anson Su

	Freq Factor		Read		Limit	Over	Remark
	MHz	dB/m	Level	Level	Line	Limit	
	MHz	dB/m	dBuV	dBuV/m	dBuV/m	dB	
1	59.03	-18.91	49.94	31.03	40.00	-8.97	Peak
2	62.54	-18.81	50.18	31.37	40.00	-8.63	Peak
3	70.52	-18.61	51.04	32.43	40.00	-7.57	Peak
4	79.77	-18.71	52.20	33.49	40.00	-6.51	QP
5	82.39	-18.86	52.11	33.25	40.00	-6.75	QP
6	133.21	-12.75	43.77	31.02	43.50	-12.48	Peak

Above 1GHz:**5150-5250 MHz**

Frequency (MHz)	Reading (dB μ V)	PK/Ave	Polar (H/V)	Factor (dB/m)	Corrected Amplitude (dB μ V/m)	Limit (dB μ V/m)	Margin (dB)
802.11a							
Low Channel							
10360	51.86	PK	H	2.53	54.39	68.2	-13.81
10360	52.27	PK	V	2.53	54.8	68.2	-13.4
Middle Channel							
10400	52.18	PK	H	2.55	54.73	68.2	-13.47
10400	52.61	PK	V	2.55	55.16	68.2	-13.04
High Channel							
10480	52.59	PK	H	2.25	54.84	68.2	-13.36
10480	53.02	PK	V	2.25	55.27	68.2	-12.93
802.11ac20							
Low Channel							
10360	51.74	PK	H	2.53	54.27	68.2	-13.93
10360	52.17	PK	V	2.53	54.7	68.2	-13.5
Middle Channel							
10400	52.11	PK	H	2.55	54.66	68.2	-13.54
10400	52.53	PK	V	2.55	55.08	68.2	-13.12
High Channel							
10480	52.52	PK	H	2.25	54.77	68.2	-13.43
10480	52.94	PK	V	2.25	55.19	68.2	-13.01
802.11ac40							
Low Channel							
10380	51.55	PK	H	2.54	54.09	68.2	-14.11
10380	51.98	PK	V	2.54	54.52	68.2	-13.68
High Channel							
10460	52.39	PK	H	2.32	54.71	68.2	-13.49
10460	52.84	PK	V	2.32	55.16	68.2	-13.04
802.11ac80							
Middle Channel							
10420	52.02	PK	H	2.48	54.5	68.2	-13.7
10420	52.47	PK	V	2.48	54.95	68.2	-13.25

5250-5350MHz

Frequency (MHz)	Reading (dBμV)	PK/Ave	Polar (H/V)	Factor (dB/m)	Corrected Amplitude (dBμV/m)	Limit (dBμV/m)	Margin (dB)
802.11a							
Low Channel							
10520	52.17	PK	H	2.18	54.35	68.2	-13.85
10520	52.61	AV	V	2.18	54.79	68.2	-13.41
Middle Channel							
10560	52.52	PK	H	2.18	54.7	68.2	-13.5
10560	52.93	AV	V	2.18	55.11	68.2	-13.09
High Channel							
10640	52.85	PK	H	2.59	55.44	74	-18.56
10640	38.7	AV	H	2.59	41.29	54	-12.71
10640	53.28	PK	V	2.59	55.87	74	-18.13
10640	38.91	AV	V	2.59	41.5	54	-12.5
802.11ac20							
Low Channel							
10520	52.05	PK	H	2.18	54.23	68.2	-13.97
10520	52.48	AV	V	2.18	54.66	68.2	-13.54
Middle Channel							
10560	52.43	PK	H	2.18	54.61	68.2	-13.59
10560	52.84	AV	V	2.18	55.02	68.2	-13.18
High Channel							
10640	52.72	PK	H	2.59	55.31	74	-18.69
10640	38.63	AV	H	2.59	41.22	54	-12.78
10640	53.17	PK	V	2.59	55.76	74	-18.24
10640	38.85	AV	V	2.59	41.44	54	-12.56
802.11ac40							
Low Channel							
10540	52.16	PK	H	2.18	54.34	68.2	-13.86
10540	52.59	AV	V	2.18	54.77	68.2	-13.43
High Channel							
10620	52.68	PK	H	2.37	55.05	74	-18.95
10620	39.21	AV	H	2.37	41.58	54	-12.42
10620	53.14	PK	V	2.37	55.51	74	-18.49
10620	39.45	AV	V	2.37	41.82	54	-12.18
802.11ac80							
Middle Channel							
10580	52.06	PK	H	2.18	54.24	68.2	-13.96
10580	52.51	AV	V	2.18	54.69	68.2	-13.51

5470-5725MHz

Frequency (MHz)	Reading (dBμV)	PK/Ave	Polar (H/V)	Factor (dB/m)	Corrected Amplitude (dBμV/m)	Limit (dBμV/m)	Margin (dB)
802.11a							
Low Channel							
11000	51.53	PK	H	4.29	55.82	74	-18.18
11000	37.45	AV	H	4.29	41.74	54	-12.26
11000	51.99	PK	V	4.29	56.28	74	-17.72
11000	37.68	AV	V	4.29	41.97	54	-12.03
Middle Channel							
11160	52.42	PK	H	3.5	55.92	74	-18.08
11160	38.36	AV	H	3.5	41.86	54	-12.14
11160	52.85	PK	V	3.5	56.35	74	-17.65
11160	38.57	AV	V	3.5	42.07	54	-11.93
High Channel							
11400	52.91	PK	H	3.32	56.23	74	-17.77
11400	38.67	AV	H	3.32	41.99	54	-12.01
11400	53.36	PK	V	3.32	56.68	74	-17.32
11400	38.89	AV	V	3.32	42.21	54	-11.79
802.11ac20							
Low Channel							
11000	51.45	PK	H	4.29	55.74	74	-18.26
11000	37.36	AV	H	4.29	41.65	54	-12.35
11000	51.88	PK	V	4.29	56.17	74	-17.83
11000	37.57	AV	V	4.29	41.86	54	-12.14
Middle Channel							
11160	52.3	PK	H	3.5	55.8	74	-18.2
11160	38.24	AV	H	3.5	41.74	54	-12.26
11160	52.76	PK	V	3.5	56.26	74	-17.74
11160	38.45	AV	V	3.5	41.95	54	-12.05
High Channel							
11400	52.83	PK	H	3.32	56.15	74	-17.85
11400	38.56	AV	H	3.32	41.88	54	-12.12
11400	53.29	PK	V	3.32	56.61	74	-17.39
11400	38.78	AV	V	3.32	42.1	54	-11.9

Frequency (MHz)	Reading (dBμV)	PK/Ave	Polar (H/V)	Factor (dB/m)	Corrected Amplitude (dBμV/m)	Limit (dBμV/m)	Margin (dB)
802.11ac40							
Low Channel							
11020	51.52	PK	H	4.1	55.62	74	-18.38
11020	38.21	AV	H	4.1	42.31	54	-11.69
11020	51.98	PK	V	4.1	56.08	74	-17.92
11020	38.45	AV	V	4.1	42.55	54	-11.45
Middle Channel							
11100	52.19	PK	H	3.34	55.53	74	-18.47
11100	38.72	AV	H	3.34	42.06	54	-11.94
11100	52.65	PK	V	3.34	55.99	74	-18.01
11100	38.93	AV	V	3.34	42.27	54	-11.73
High Channel							
11340	52.68	PK	H	3.46	56.14	74	-17.86
11340	39.05	AV	H	3.46	42.51	54	-11.49
11340	53.14	PK	V	3.46	56.6	74	-17.4
11340	39.27	AV	V	3.46	42.73	54	-11.27
802.11ac80							
Low Channel							
11060	52.58	PK	H	3.71	56.29	74	-17.71
11060	39.69	AV	H	3.71	43.4	54	-10.6
11060	53.02	PK	V	3.71	56.73	74	-17.27
11060	39.81	AV	V	3.71	43.52	54	-10.48
High Channel							
11220	52.24	PK	H	3.6	55.84	74	-18.16
11220	39.52	AV	H	3.6	43.12	54	-10.88
11220	52.69	PK	V	3.6	56.29	74	-17.71
11220	39.73	AV	V	3.6	43.33	54	-10.67
Cross Channel							
11380	52.33	PK	H	3.46	55.79	74	-18.21
11380	39.64	AV	H	3.46	43.1	54	-10.90
11380	52.77	PK	V	3.46	56.23	74	-17.77
11380	39.82	AV	V	3.46	43.28	54	-10.72

5725-5850MHz

Frequency (MHz)	Reading (dBμV)	PK/Ave	Polar (H/V)	Factor (dB/m)	Corrected Amplitude (dBμV/m)	Limit (dBμV/m)	Margin (dB)
802.11a							
Low Channel							
11490	51.39	PK	H	3.54	54.93	74	-19.07
11490	37.51	AV	H	3.54	41.05	54	-12.95
11490	51.83	PK	V	3.54	55.37	74	-18.63
11490	37.72	AV	V	3.54	41.26	54	-12.74
Middle Channel							
11570	52.26	PK	H	3.3	55.56	74	-18.44
11570	38.35	AV	H	3.3	41.65	54	-12.35
11570	52.72	PK	V	3.3	56.02	74	-17.98
11570	38.57	AV	V	3.3	41.87	54	-12.13
High Channel							
11650	52.87	PK	H	3.43	56.3	74	-17.7
11650	38.68	AV	H	3.43	42.11	54	-11.89
11650	53.34	PK	V	3.43	56.77	74	-17.23
11650	38.91	AV	V	3.43	42.34	54	-11.66
802.11ac20							
Low Channel							
11490	51.3	PK	H	3.54	54.84	74	-19.16
11490	37.42	AV	H	3.54	40.96	54	-13.04
11490	51.74	PK	V	3.54	55.28	74	-18.72
11490	37.65	AV	V	3.54	41.19	54	-12.81
Middle Channel							
11570	52.14	PK	H	3.3	55.44	74	-18.56
11570	38.27	AV	H	3.3	41.57	54	-12.43
11570	52.58	PK	V	3.3	55.88	74	-18.12
11570	38.49	AV	V	3.3	41.79	54	-12.21
High Channel							
11650	52.75	PK	H	3.43	56.18	74	-17.82
11650	38.59	AV	H	3.43	42.02	54	-11.98
11650	53.21	PK	V	3.43	56.64	74	-17.36
11650	38.8	AV	V	3.43	42.23	54	-11.77

Frequency (MHz)	Reading (dBμV)	PK/Ave	Polar (H/V)	Factor (dB/m)	Corrected Amplitude (dBμV/m)	Limit (dBμV/m)	Margin (dB)
802.11ac40							
Low Channel							
11510	51.82	PK	H	3.53	55.35	74	-18.65
11510	38.43	AV	H	3.53	41.96	54	-12.04
11510	52.28	PK	V	3.53	55.81	74	-18.19
11510	38.66	AV	V	3.53	42.19	54	-11.81
High Channel							
11590	52.45	PK	H	3.21	55.66	74	-18.34
11590	38.92	AV	H	3.21	42.13	54	-11.87
11590	52.89	PK	V	3.21	56.1	74	-17.9
11590	39.14	AV	V	3.21	42.35	54	-11.65
802.11ac80							
Middle Channel							
11550	52.5	PK	H	3.37	55.87	74	-18.13
11550	39.49	AV	H	3.37	42.86	54	-11.14
11550	52.97	PK	V	3.37	56.34	74	-17.66
11550	39.72	AV	V	3.37	43.09	54	-10.91

Note:

Factor = Antenna factor (RX) + Cable Loss – Amplifier Factor

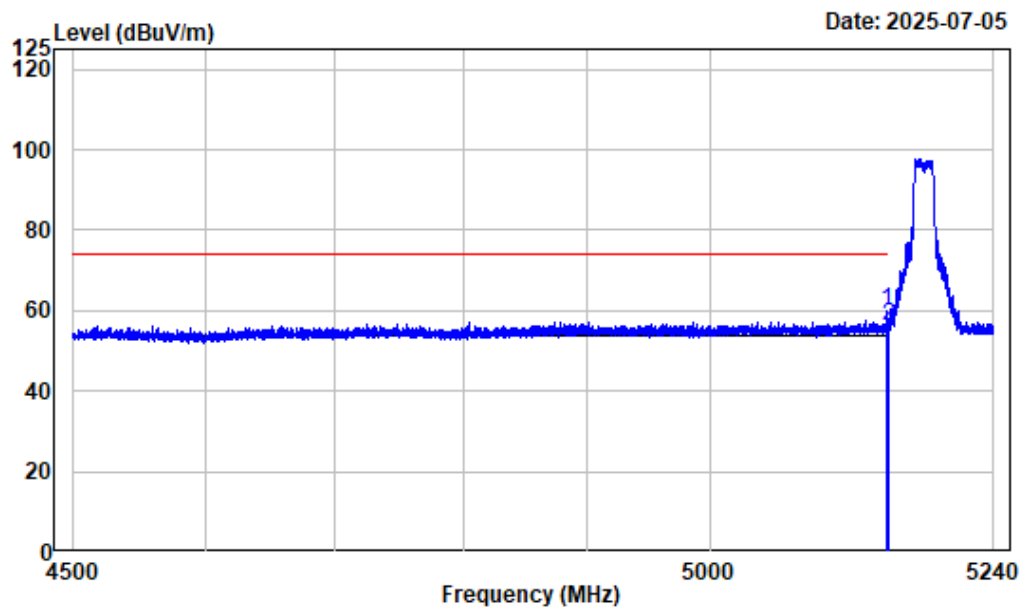
Corrected Amplitude = Factor + Reading

Margin = Corrected. Amplitude - Limit

The other spurious emission which is in the noise floor level was not recorded.

Test plots:**Band Edge**

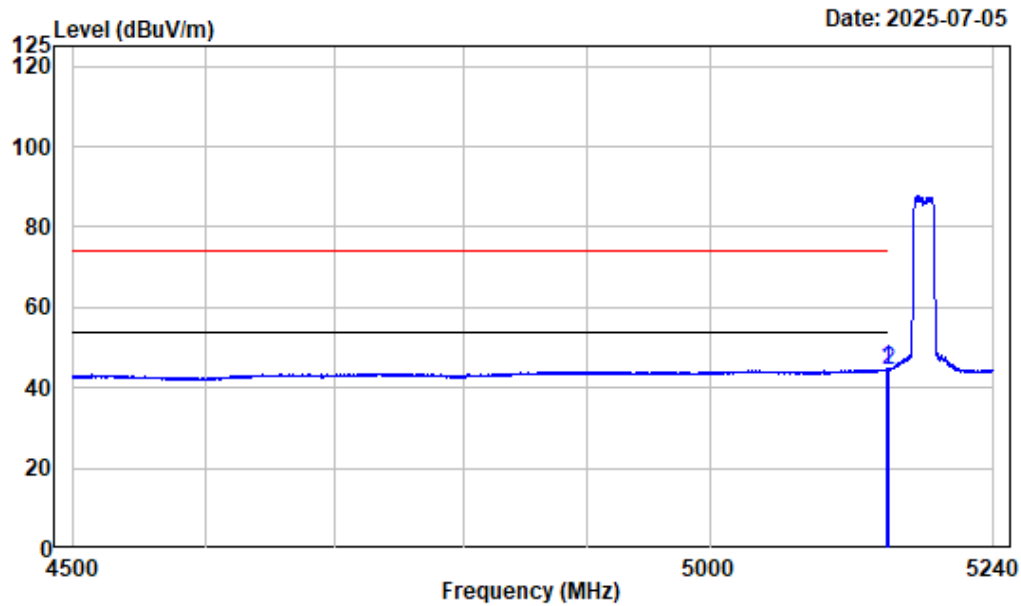
Left Band edge_Horizontal_Peak_802.11a_5180MHz



Condition : Horizontal
Project No. : 2501U63859E-RF
Tester : Zenos Qiao
Spectrum setting: Peak reading:RBW:1MHz VBW:3MHz Detector:Peak
Note : 5GWiFi-Band1-A-5180

		Read		Limit	Over	Remark
Freq		Level	Level	Line	Limit	
	MHz	dB/m	dBuV	dBuV/m	dBuV/m	dB
1	5148.506	-7.46	67.52	60.06	74.00	-13.94 Peak
2	5150.000	-7.46	63.37	55.91	74.00	-18.09 Peak

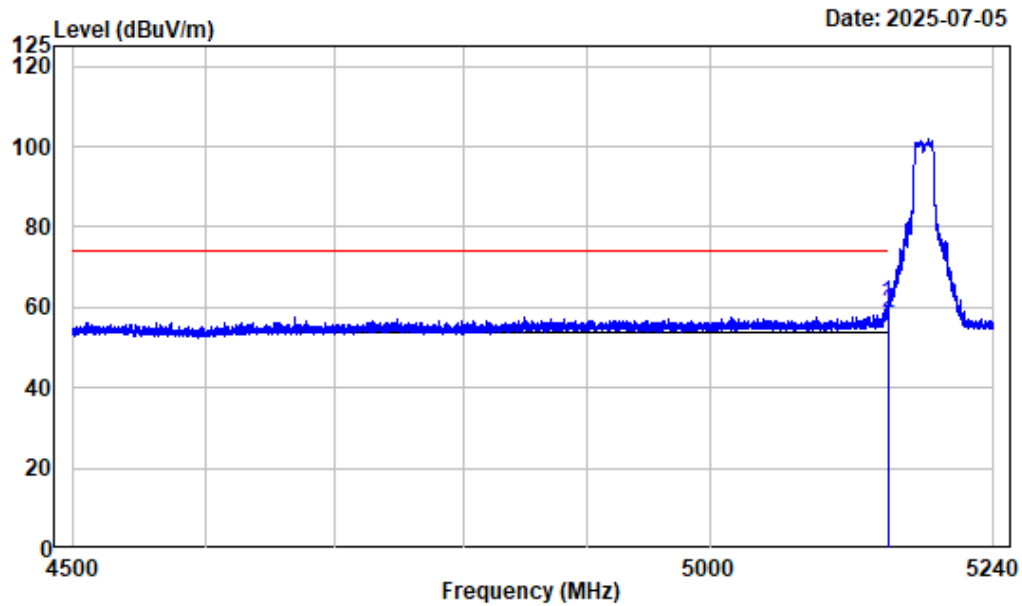
Left Band edge_Horizontal_Average_802.11a_5180MHz



Condition : Horizontal
Project No. : 2501U63859E-RF
Tester : Zenos Qiao
Spectrum setting: Average reading:RBW:1MHz VBW:1kHz Detector:Peak
Note : 5GWiFi-Band1-A-5180

Freq Factor		Read		Limit	Over	Remark
		Level	Level	Line	Limit	
	MHz	dB/m	dBuV	dBuV/m	dBuV/m	dB
1	5148.969	-7.46	52.17	44.71	54.00	-9.29 Average
2	5150.000	-7.46	51.84	44.38	54.00	-9.62 Average

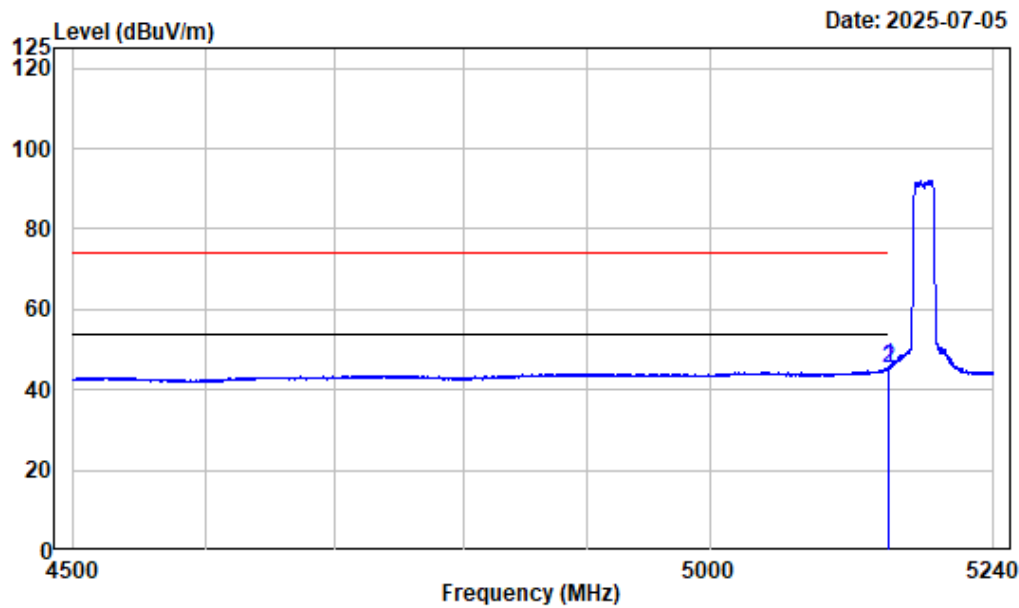
Left Band edge_Vertical_Peak_802.11a_5180MHz



Condition : Vertical
Project No. : 2501U63859E-RF
Tester : Zenos Qiao
Spectrum setting: Peak reading:RBW:1MHz VBW:3MHz Detector:Peak
Note : 5GWiFi-Band1-A-5180

Freq Factor		Read		Limit	Over	Remark
		Level	Level	Line	Limit	
MHz	dB/m	dBuV	dBuV/m	dBuV/m	dB	
1 5149.154	-7.46	68.11	60.65	74.00	-13.35	Peak
2 5150.000	-7.46	65.88	58.42	74.00	-15.58	Peak

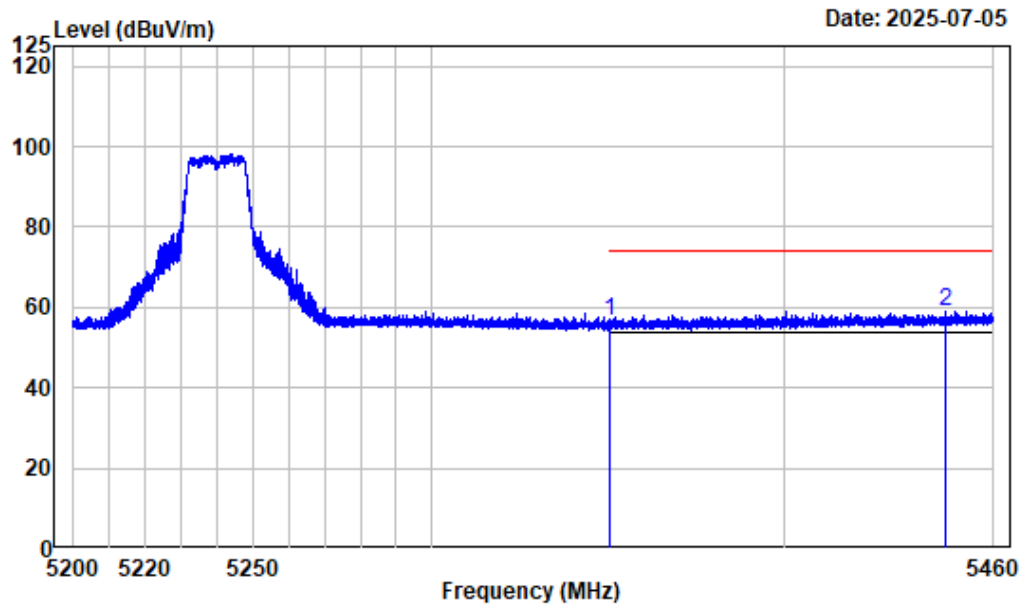
Left Band edge_Vertical_Average_802.11a_5180MHz



Condition : Vertical
Project No. : 2501U63859E-RF
Tester : Zenos Qiao
Spectrum setting: Average reading:RBW:1MHz VBW:1kHz Detector:Peak
Note : 5GWiFi-Band1-A-5180

Freq Factor		Read Level		Limit	Over	Remark
				Line	Limit	
	MHz	dB/m	dBuV	dBuV/m	dBuV/m	dB
1	5149.708	-7.46	53.14	45.68	54.00	-8.32 Average
2	5150.000	-7.46	52.88	45.42	54.00	-8.58 Average

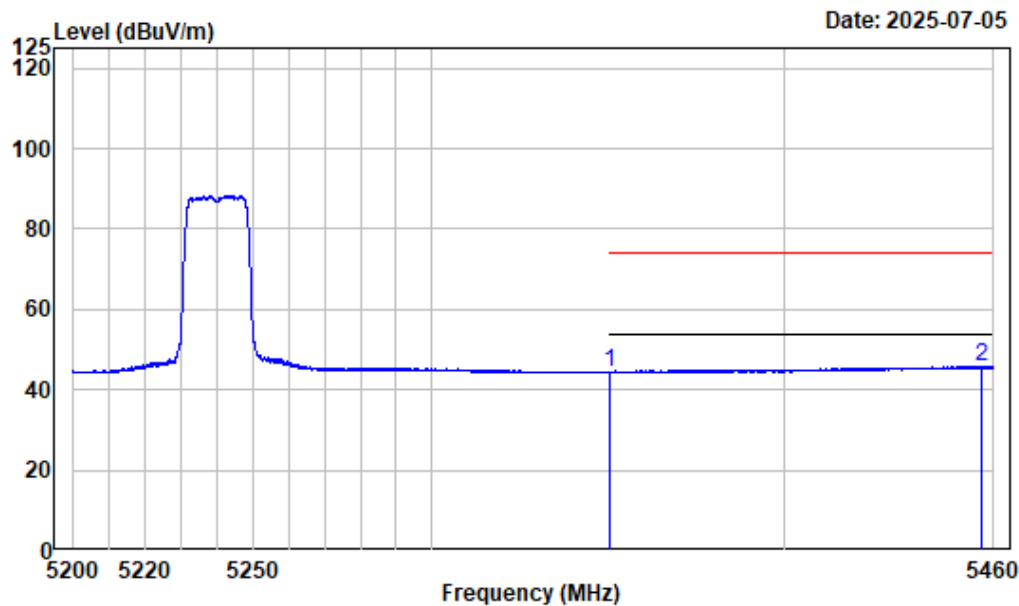
Right Band edge_Horizontal_Peak_802.11a_5240MHz



Condition : Horizontal
Project No. : 2501U63859E-RF
Tester : Zenos Qiao
Spectrum setting: Peak reading:RBW:1MHz VBW:3MHz Detector:Peak
Note : 5GWiFi-Band1-A-5240

Freq Factor		Read	Limit	Over	Remark
		Level	Level	Line	
MHz	dB/m	dBuV	dBuV/m	dBuV/m	dB
1 5350.000	-6.74	63.14	56.40	74.00	-17.60 Peak
2 5445.991	-6.35	65.25	58.90	74.00	-15.10 Peak

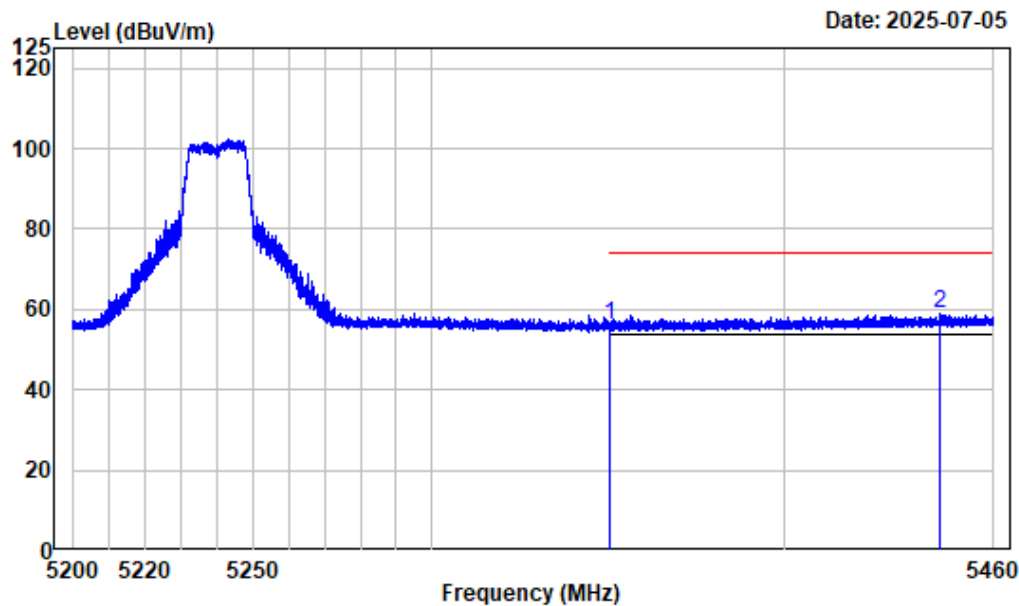
Right Band edge_Horizontal_Average_802.11a_5240MHz



Condition : Horizontal
Project No. : 2501U63859E-RF
Tester : Zenos Qiao
Spectrum setting: Average reading:RBW:1MHz VBW:1kHz Detector:Peak
Note : 5GWiFi-Band1-A-5240

Freq Factor		Read Level		Limit	Over	Remark
				Line	Limit	
	MHz	dB/m	dBuV	dBuV/m	dBuV/m	dB
1	5350.000	-6.74	50.94	44.20	54.00	-9.80 Average
2	5456.652	-6.31	52.07	45.76	54.00	-8.24 Average

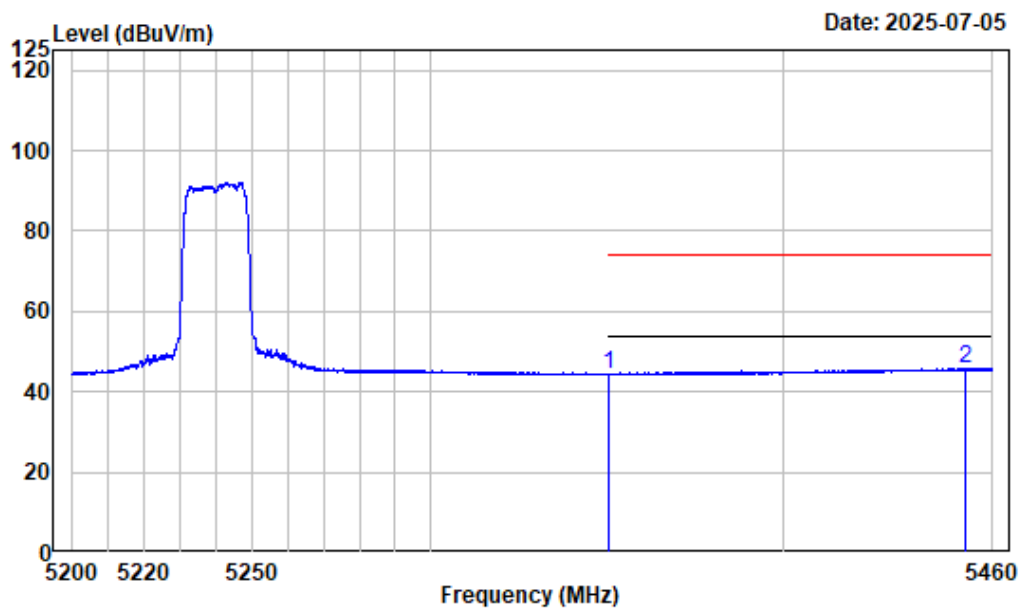
Right Band edge_Vertical_Peak_802.11a_5240MHz



Condition : Vertical
Project No. : 2501U63859E-RF
Tester : Zenos Qiao
Spectrum setting: Peak reading:RBW:1MHz VBW:3MHz Detector:Peak
Note : 5GWiFi-Band1-A-5240

Freq Factor		Read Level		Limit	Over	Remark
				Line	Limit	
	MHz	dB/m	dBuV	dBuV/m	dBuV/m	dB
1	5350.000	-6.74	62.75	56.01	74.00	-17.99 Peak
2	5444.723	-6.35	65.31	58.96	74.00	-15.04 Peak

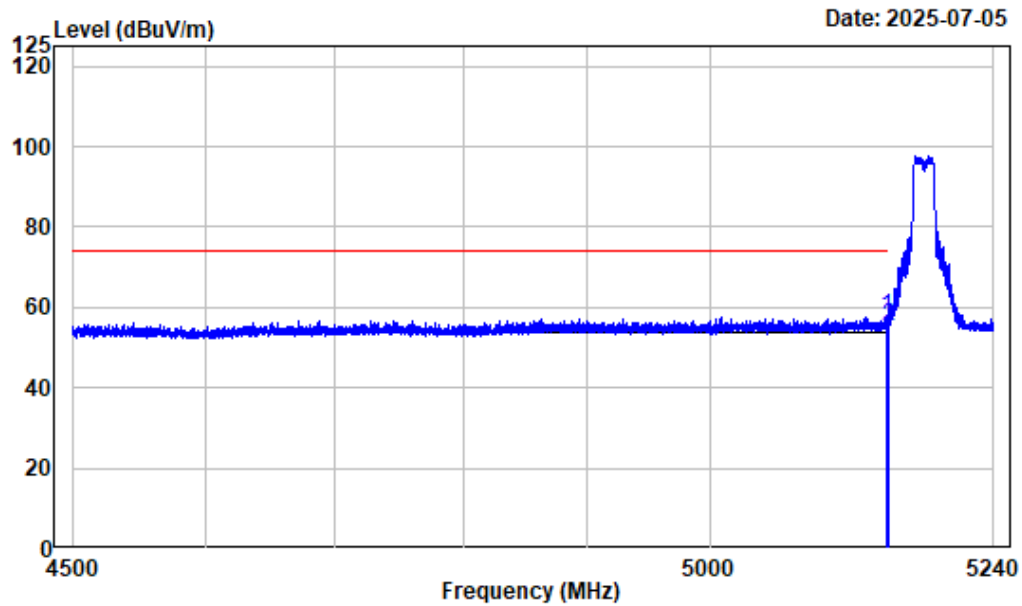
Right Band edge_Vertical_Average_802.11a_5240MHz



Condition : Vertical
Project No. : 2501U63859E-RF
Tester : Zenos Qiao
Spectrum setting: Average reading:RBW:1MHz VBW:1kHz Detector:Peak
Note : 5GWiFi-Band1-A-5240

Freq Factor		Read Level		Limit	Over	Remark
MHz	dB/m	dBuV	dBuV/m	dBuV/m	dB	
1	5350.000	-6.74	51.06	44.32	54.00	-9.68 Average
2	5452.394	-6.32	52.12	45.80	54.00	-8.20 Average

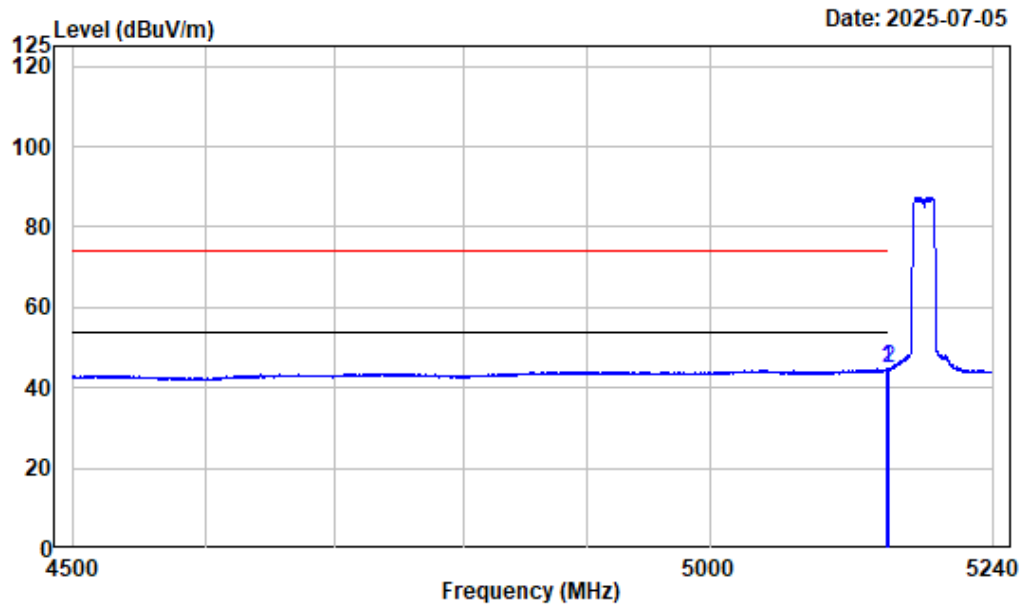
Left Band edge_Horizontal_Peak_802.11ac-VHT20_5180MHz



Condition : Horizontal
Project No. : 2501U63859E-RF
Tester : Zenos Qiao
Spectrum setting: Peak reading:RBW:1MHz VBW:3MHz Detector:Peak
Note : 5GWiFi-Band1-AC20-5180

	Freq	Factor	Read Level	Level	Limit Line	Over Limit	Remark
	MHz	dB/m	dBuV	dBuV/m	dBuV/m	dB	
1	5148.321	-7.46	65.16	57.70	74.00	-16.30	Peak
2	5150.000	-7.46	62.49	55.03	74.00	-18.97	Peak

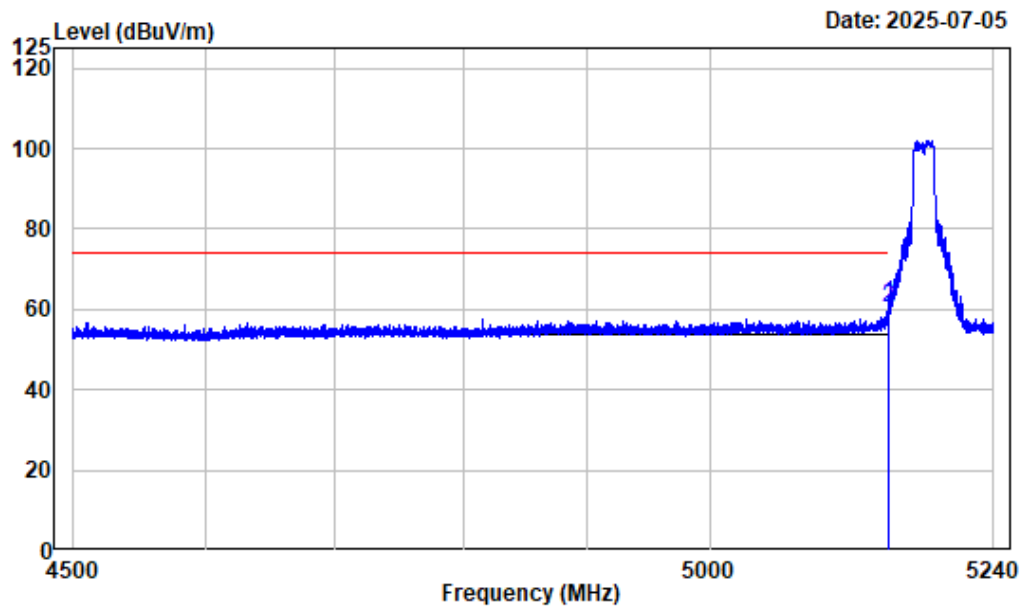
Left Band edge_Horizontal_Average_802.11ac-VHT20_5180MHz



Condition : Horizontal
Project No. : 2501U63859E-RF
Tester : Zenos Qiao
Spectrum setting: Average reading:RBW:1MHz VBW:1kHz Detector:Peak
Note : 5GWiFi-Band1-AC20-5180

Freq Factor		Read		Limit	Over	Remark
		Level	Level	Line	Limit	
	MHz	dB/m	dBuV	dBuV/m	dBuV/m	dB
1	5148.043	-7.46	52.34	44.88	54.00	-9.12 Average
2	5150.000	-7.46	52.17	44.71	54.00	-9.29 Average

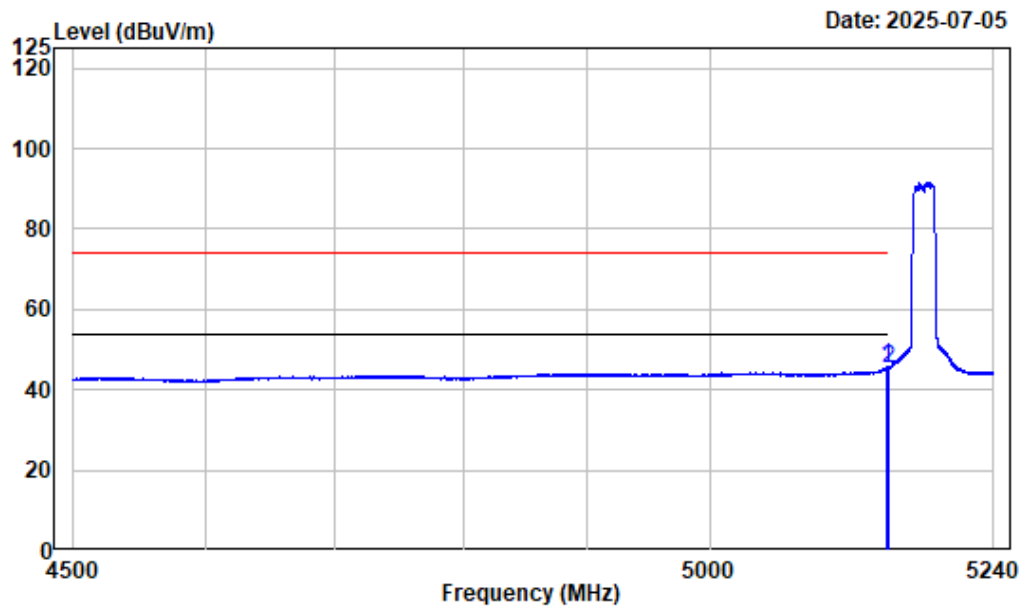
Left Band edge_Vertical_Peak_802.11ac-VHT20_5180MHz



Condition : Vertical
Project No. : 2501U63859E-RF
Tester : Zenos Qiao
Spectrum setting: Peak reading:RBW:1MHz VBW:3MHz Detector:Peak
Note : 5GWiFi-Band1-AC20-5180

Freq Factor		Read		Limit	Over	Remark
		Level	Level	Line	Limit	
MHz	dB/m	dBuV	dBuV/m	dBuV/m	dB	
1 5149.801	-7.46	68.67	61.21	74.00	-12.79	Peak
2 5150.000	-7.46	67.70	60.24	74.00	-13.76	Peak

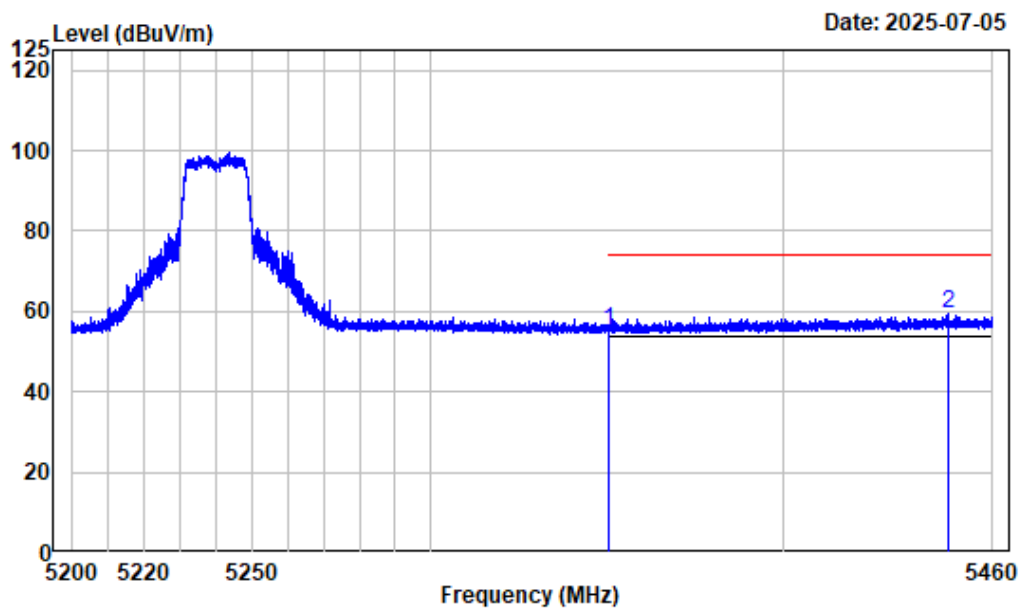
Left Band edge_Vertical_Average_802.11ac-VHT20_5180MHz



Condition : Vertical
Project No. : 2501U63859E-RF
Tester : Zenos Qiao
Spectrum setting: Average reading:RBW:1MHz VBW:1kHz Detector:Peak
Note : 5GWiFi-Band1-AC20-5180

Freq Factor		Read Level		Limit Line	Over Limit	Remark
MHz	dB/m	dBuV	dBuV/m	dBuV/m	dB	
1	5148.321	-7.46	53.05	45.59	54.00	-8.41 Average
2	5150.000	-7.46	52.94	45.48	54.00	-8.52 Average

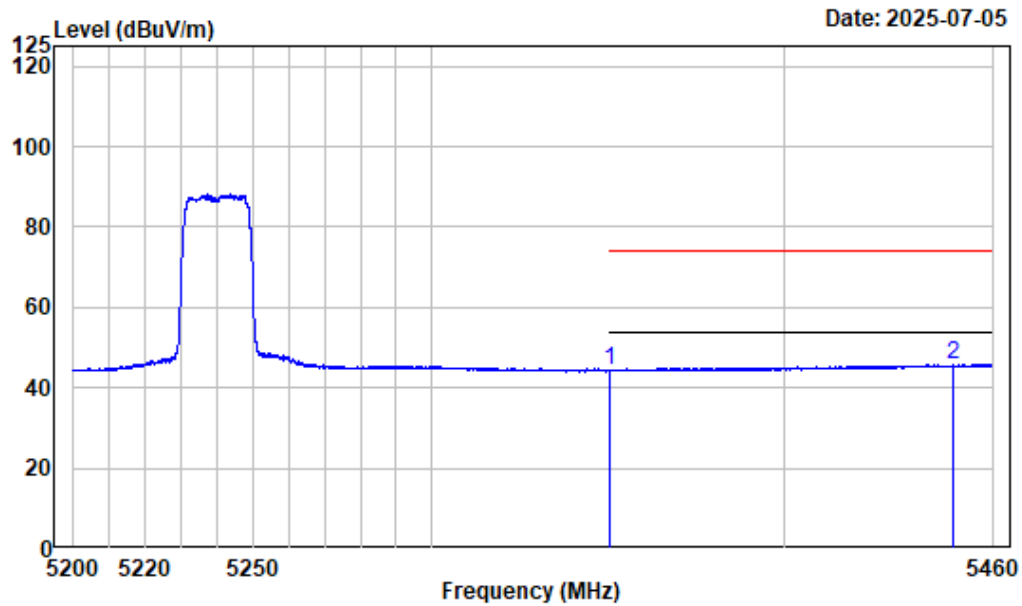
Right Band edge_Horizontal_Peak_802.11ac-VHT20_5240MHz



Condition : Horizontal
Project No. : 2501U63859E-RF
Tester : Zenos Qiao
Spectrum setting: Peak reading:RBW:1MHz VBW:3MHz Detector:Peak
Note : 5GWiFi-Band1-AC20-5240

Freq Factor		Read		Limit	Over	Remark
		Level	Level	Line	Limit	
MHz	dB/m	dBuV	dBuV/m	dBuV/m	dB	
1 5350.000	-6.74	61.82	55.08	74.00	-18.92	Peak
2 5447.454	-6.35	65.82	59.47	74.00	-14.53	Peak

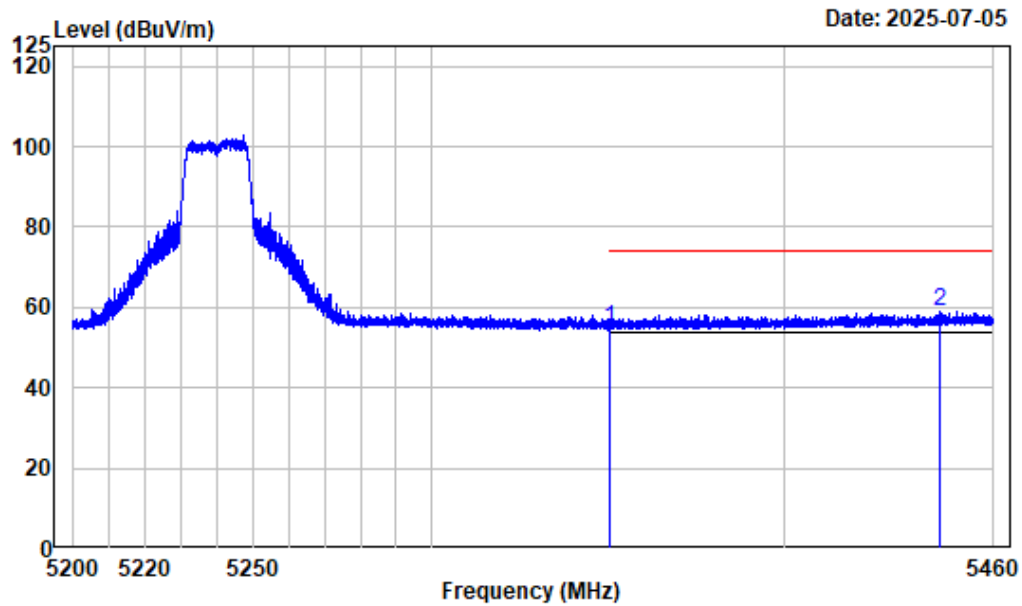
Right Band edge_Horizontal_Average_802.11ac-VHT20_5240MHz



Condition : Horizontal
Project No. : 2501U63859E-RF
Tester : Zenos Qiao
Spectrum setting: Average reading:RBW:1MHz VBW:1kHz Detector:Peak
Note : 5GWiFi-Band1-AC20-5240

	Freq	Factor	Read Level	Level	Limit Line	Over Limit	Remark
	MHz	dB/m	dBuV	dBuV/m	dBuV/m	dB	
1	5350.000	-6.74	50.96	44.22	54.00	-9.78	Average
2	5448.494	-6.33	52.00	45.67	54.00	-8.33	Average

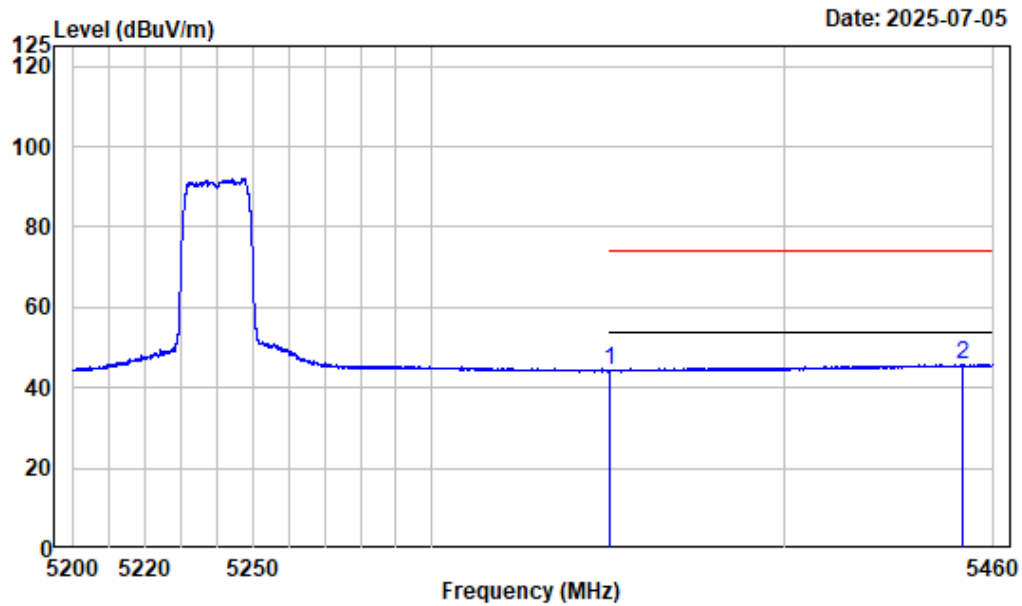
Right Band edge_Vertical_Peak_802.11ac-VHT20_5240MHz



Condition : Vertical
Project No. : 2501U63859E-RF
Tester : Zenos Qiao
Spectrum setting: Peak reading:RBW:1MHz VBW:3MHz Detector:Peak
Note : 5GWiFi-Band1-AC20-5240

	Freq	Factor	Read Level	Level	Limit Line	Over Limit	Remark
	MHz	dB/m	dBuV	dBuV/m	dBuV/m	dB	
1	5350.000	-6.74	61.55	54.81	74.00	-19.19	Peak
2	5444.593	-6.35	65.52	59.17	74.00	-14.83	Peak

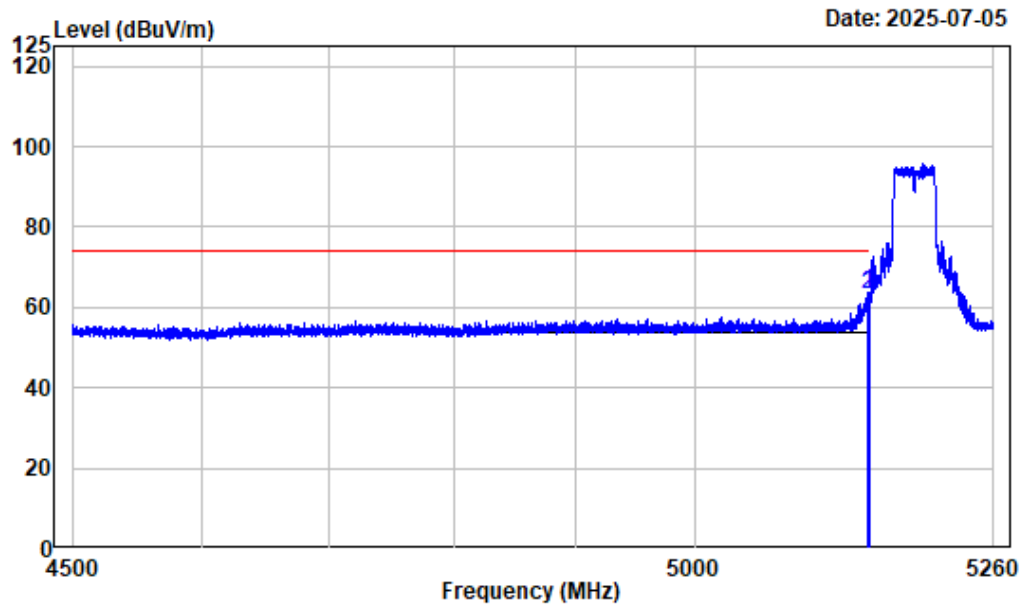
Right Band edge_Vertical_Average_802.11ac-VHT20_5240MHz



Condition : Vertical
Project No. : 2501U63859E-RF
Tester : Zenos Qiao
Spectrum setting: Average reading:RBW:1MHz VBW:1kHz Detector:Peak
Note : 5GWiFi-Band1-AC20-5240

Freq Factor		Read Level		Limit	Over	Remark
				Line	Limit	
	MHz	dB/m	dBuV	dBuV/m	dBuV/m	dB
1	5350.000	-6.74	51.16	44.42	54.00	-9.58 Average
2	5451.191	-6.32	52.17	45.85	54.00	-8.15 Average

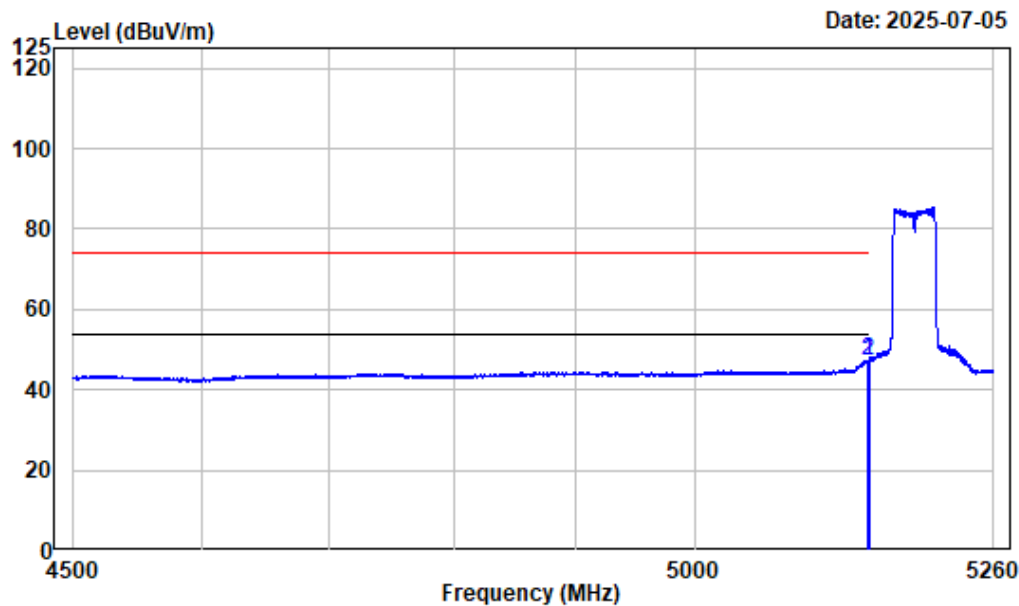
Left Band edge_Horizontal_Peak_802.11ac-VHT40_5190MHz



Condition : Horizontal
Project No. : 2501U63859E-RF
Tester : Zenos Qiao
Spectrum setting: Peak reading:RBW:1MHz VBW:3MHz Detector:Peak
Note : 5GWiFi-Band1-AC40-5190

Freq Factor		Read		Limit	Over	Remark
		Level	Level	Line	Limit	
MHz	dB/m	dBuV	dBuV/m	dBuV/m	dB	
1 5149.501	-7.46	70.97	63.51	74.00	-10.49	Peak
2 5150.000	-7.46	70.49	63.03	74.00	-10.97	Peak

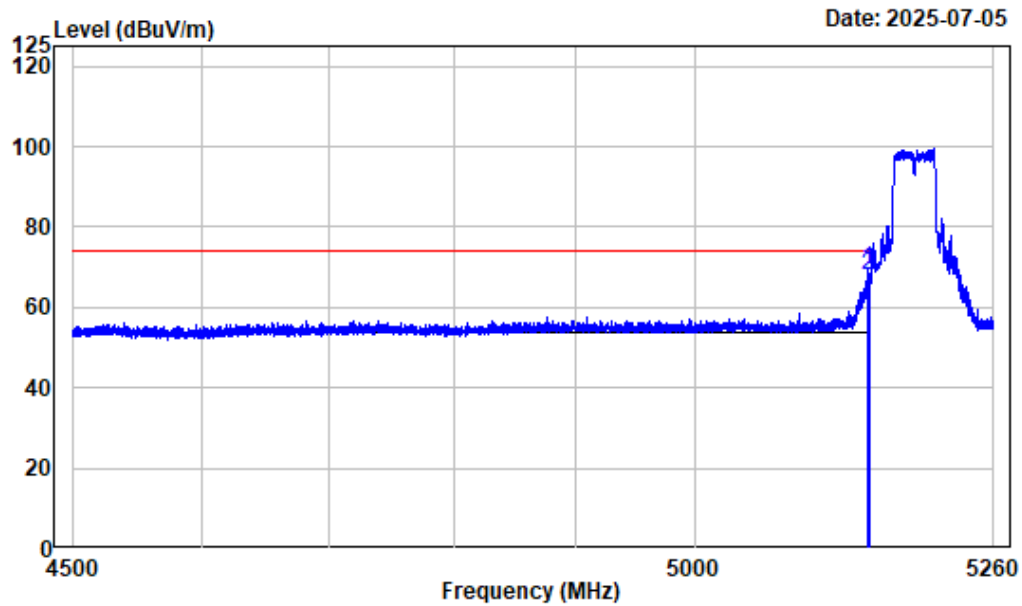
Left Band edge_Horizontal_Average_802.11ac-VHT40_5190MHz



Condition : Horizontal
Project No. : 2501U63859E-RF
Tester : Zenos Qiao
Spectrum setting: Average reading:RBW:1MHz VBW:2kHz Detector:Peak
Note : 5GWiFi-Band1-AC40-5190

Freq Factor		Read		Limit	Over	Remark
MHz	dB/m	Level	Level	Line	Limit	
		dBuV	dBuV/m	dBuV/m	dB	
1	5149.311	-7.46	54.76	47.30	54.00	-6.70 Average
2	5150.000	-7.46	54.65	47.19	54.00	-6.81 Average

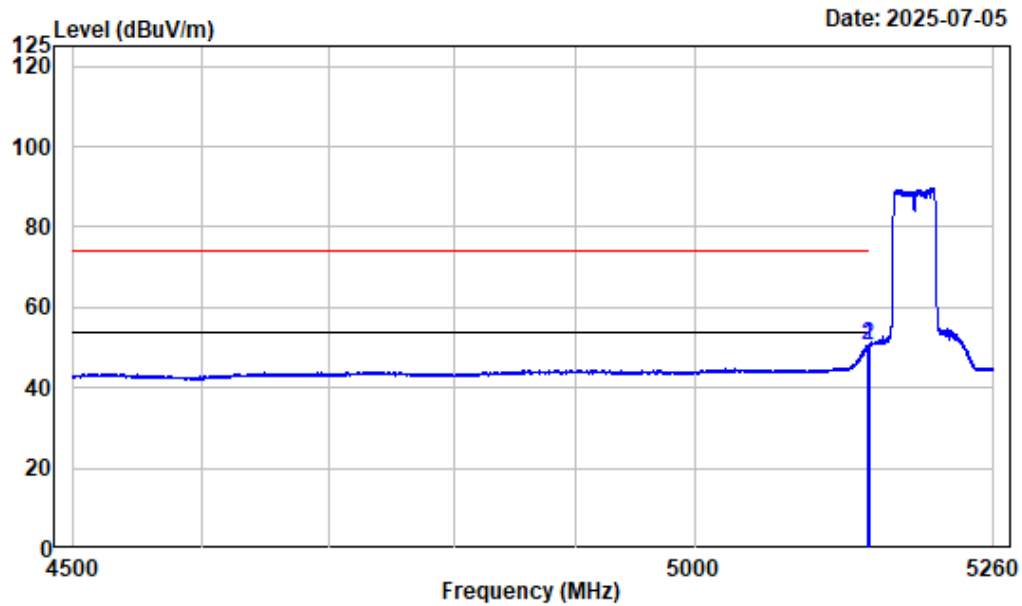
Left Band edge_Vertical_Peak_802.11ac-VHT40_5190MHz



Condition : Vertical
Project No. : 2501U63859E-RF
Tester : Zenos Qiao
Spectrum setting: Peak reading:RBW:1MHz VBW:3MHz Detector:Peak
Note : 5GWiFi-Band1-AC40-5190

Freq Factor		Read		Limit	Over	Remark
		Level	Level	Line	Limit	
MHz	dB/m	dBuV	dBuV/m	dBuV/m	dB	
1 5149.596	-7.46	76.69	69.23	74.00	-4.77	Peak
2 5149.976	-7.46	75.17	67.71	74.00	-6.29	Peak

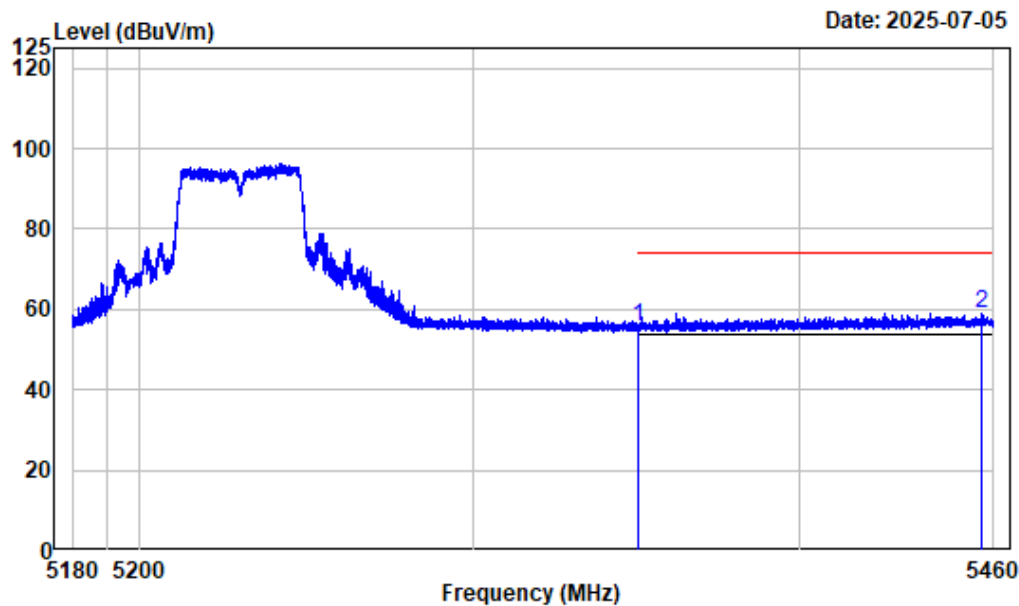
Left Band edge_Vertical_Average_802.11ac-VHT40_5190MHz



Condition : Vertical
Project No. : 2501U63859E-RF
Tester : Zenos Qiao
Spectrum setting: Average reading:RBW:1MHz VBW:2kHz Detector:Peak
Note : 5GWiFi-Band1-AC40-5190

Freq Factor		Read		Limit	Over	Remark
		Level	Level	Line	Limit	
	MHz	dB/m	dBuV	dBuV/m	dBuV/m	dB
1	5148.456	-7.46	57.91	50.45	54.00	-3.55 Average
2	5150.000	-7.46	57.73	50.27	54.00	-3.73 Average

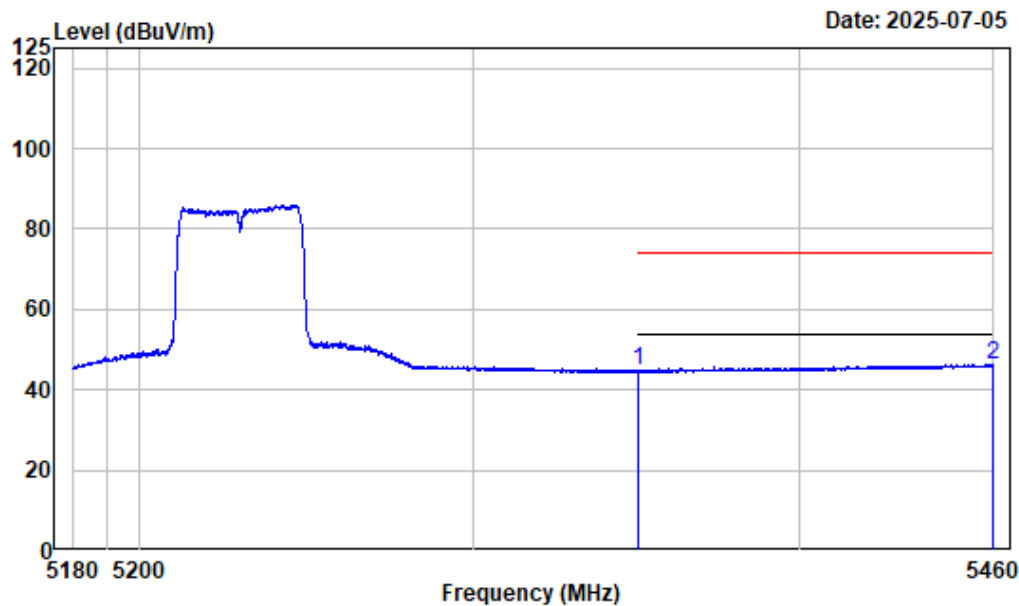
Right Band edge_Horizontal_Peak_802.11ac-VHT40_5230MHz



Condition : Horizontal
Project No. : 2501U63859E-RF
Tester : Zenos Qiao
Spectrum setting: Peak reading:RBW:1MHz VBW:3MHz Detector:Peak
Note : 5GWiFi-Band1-AC40-5230

Freq Factor		Read		Limit	Over	Remark
		Level	Level	Line	Limit	
MHz	dB/m	dBuV	dBuV/m	dBuV/m	dB	
1 5350.000	-6.74	62.26	55.52	74.00	-18.48	Peak
2 5456.395	-6.31	65.40	59.09	74.00	-14.91	Peak

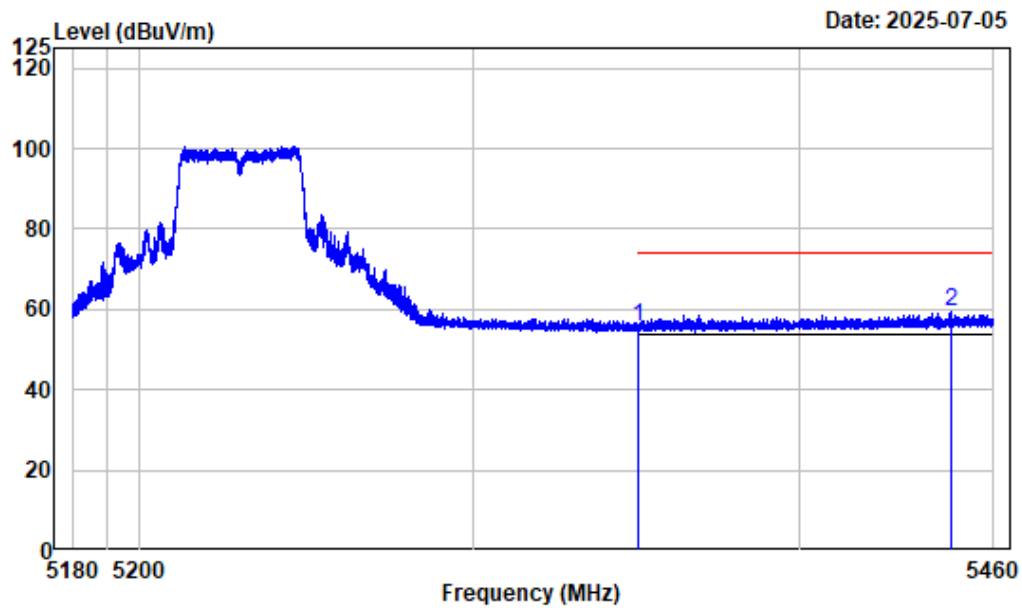
Right Band edge_Horizontal_Average_802.11ac-VHT40_5230MHz



Condition : Horizontal
Project No. : 2501U63859E-RF
Tester : Zenos Qiao
Spectrum setting: Average reading:RBW:1MHz VBW:2kHz Detector:Peak
Note : 5GWiFi-Band1-AC40-5230

Freq Factor		Read Level		Limit	Over	Remark
MHz	dB/m	dBuV	dBuV/m	dBuV/m	dB	
1	5350.000	-6.74	51.42	44.68	54.00	-9.32 Average
2	5459.580	-6.29	52.62	46.33	54.00	-7.67 Average

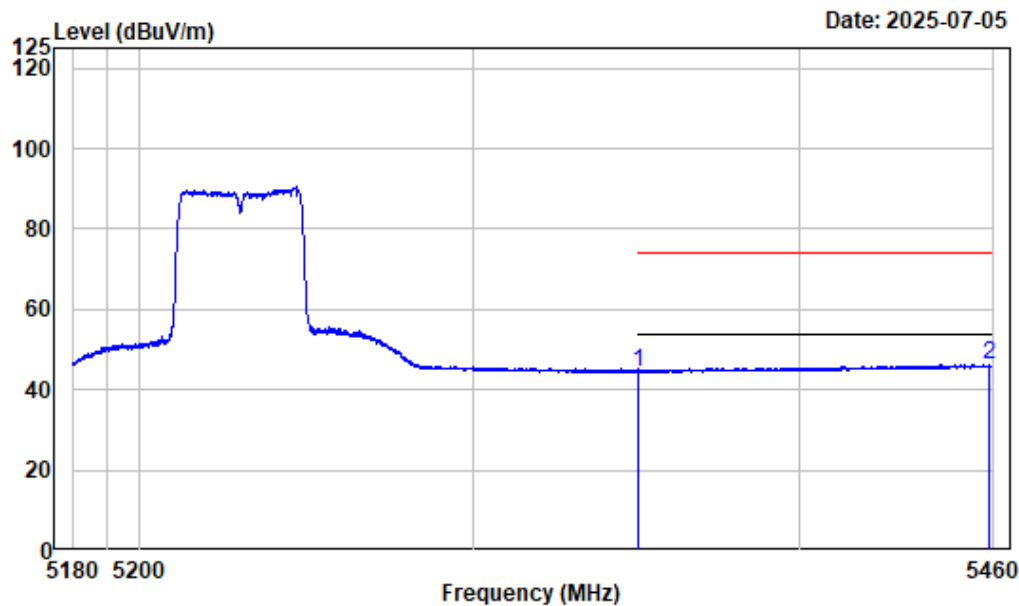
Right Band edge_Vertical_Peak_802.11ac-VHT40_5230MHz



Condition : Vertical
Project No. : 2501U63859E-RF
Tester : Zenos Qiao
Spectrum setting: Peak reading:RBW:1MHz VBW:3MHz Detector:Peak
Note : 5GWiFi-Band1-AC40-5230

Freq Factor		Read		Limit	Over	Remark
		Level	Level	Line	Limit	
	MHz	dB/m	dBuV	dBuV/m	dBuV/m	dB
1	5350.000	-6.74	62.45	55.71	74.00	-18.29 Peak
2	5446.558	-6.35	65.66	59.31	74.00	-14.69 Peak

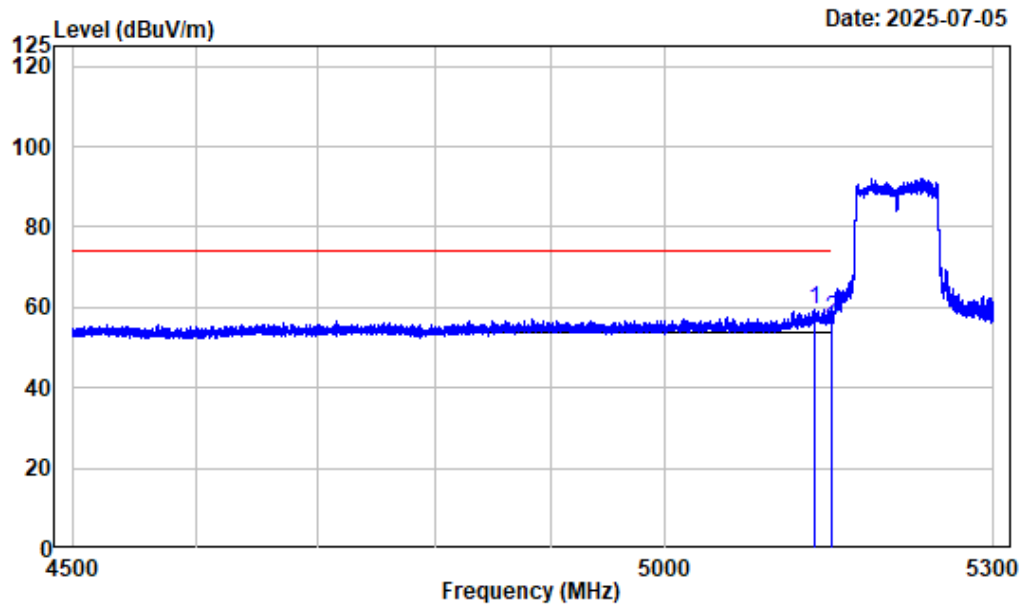
Right Band edge_Vertical_Average_802.11ac-VHT40_5230MHz



Condition : Vertical
Project No. : 2501U63859E-RF
Tester : Zenos Qiao
Spectrum setting: Average reading:RBW:1MHz VBW:2kHz Detector:Peak
Note : 5GWiFi-Band1-AC40-5230

Freq Factor		Read Level		Limit	Over	Remark
				Line	Limit	
	MHz	dB/m	dBuV	dBuV/m	dBuV/m	dB
1	5350.000	-6.74	51.24	44.50	54.00	-9.50 Average
2	5458.635	-6.29	52.52	46.23	54.00	-7.77 Average

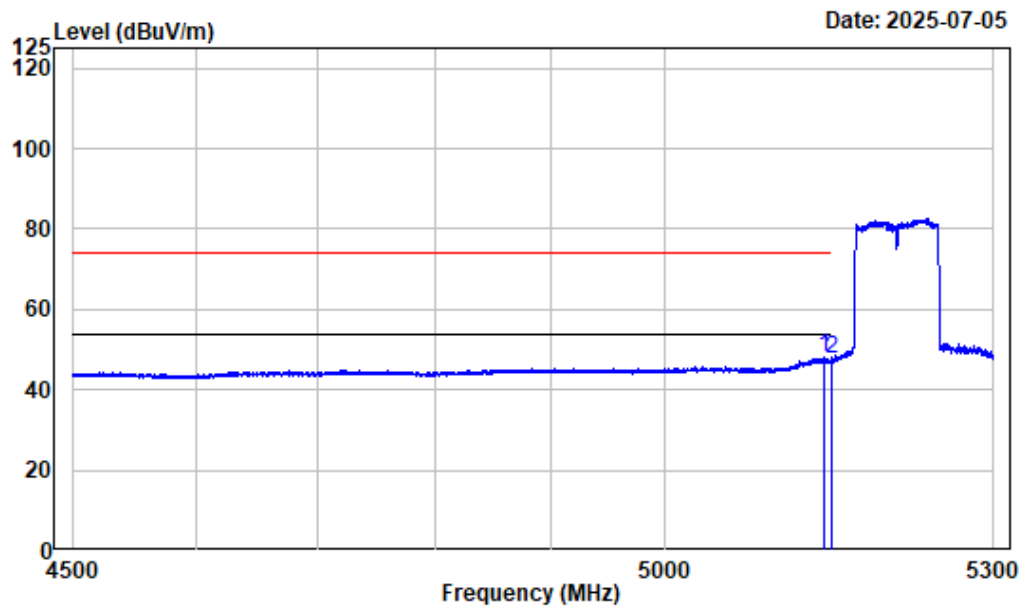
Left Band edge_Horizontal_Peak_802.11ac-VHT80_5210MHz



Condition : Horizontal
Project No. : 2501U63859E-RF
Tester : Zenos Qiao
Spectrum setting: Peak reading:RBW:1MHz VBW:3MHz Detector:Peak
Note : 5GWiFi-Band1-AC80-5210

Freq Factor		Read		Limit	Over	Remark
		Level	Level	Line	Limit	
MHz	dB/m	dBuV	dBuV/m	dBuV/m	dB	
1 5134.279	-7.47	67.10	59.63	74.00	-14.37	Peak
2 5150.000	-7.46	64.40	56.94	74.00	-17.06	Peak

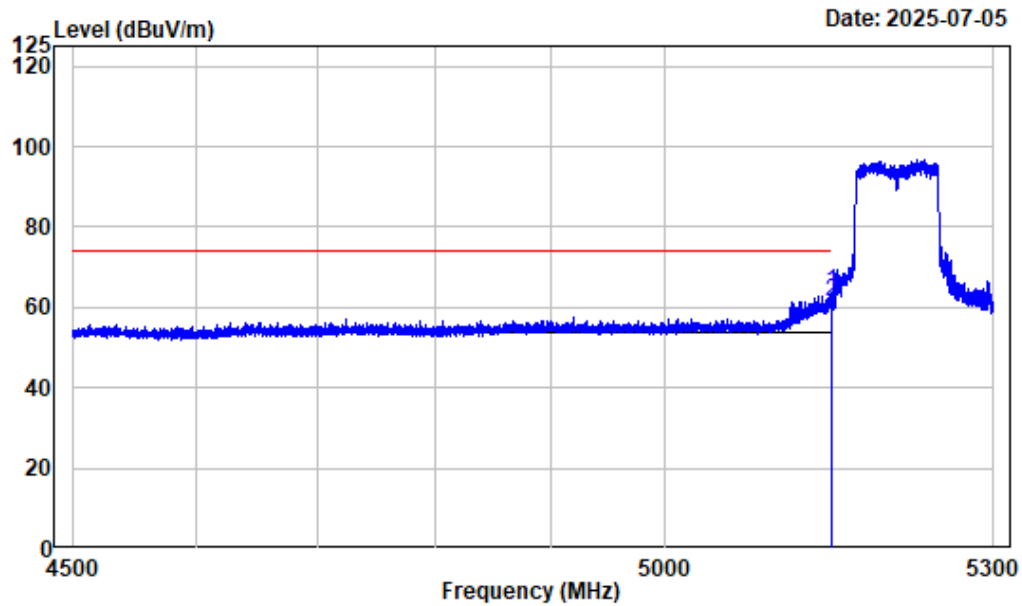
Left Band edge_Horizontal_Average_802.11ac-VHT80_5210MHz



Condition : Horizontal
Project No. : 2501U63859E-RF
Tester : Zenos Qiao
Spectrum setting: Average reading:RBW:1MHz VBW:5kHz Detector:Peak
Note : 5GWiFi-Band1-AC80-5210

Freq Factor		Read		Limit	Over	Remark
		Level	Level	Line	Limit	
	MHz	dB/m	dBuV	dBuV/m	dBuV/m	dB
1	5142.880	-7.46	55.60	48.14	54.00	-5.86 Average
2	5150.000	-7.46	55.24	47.78	54.00	-6.22 Average

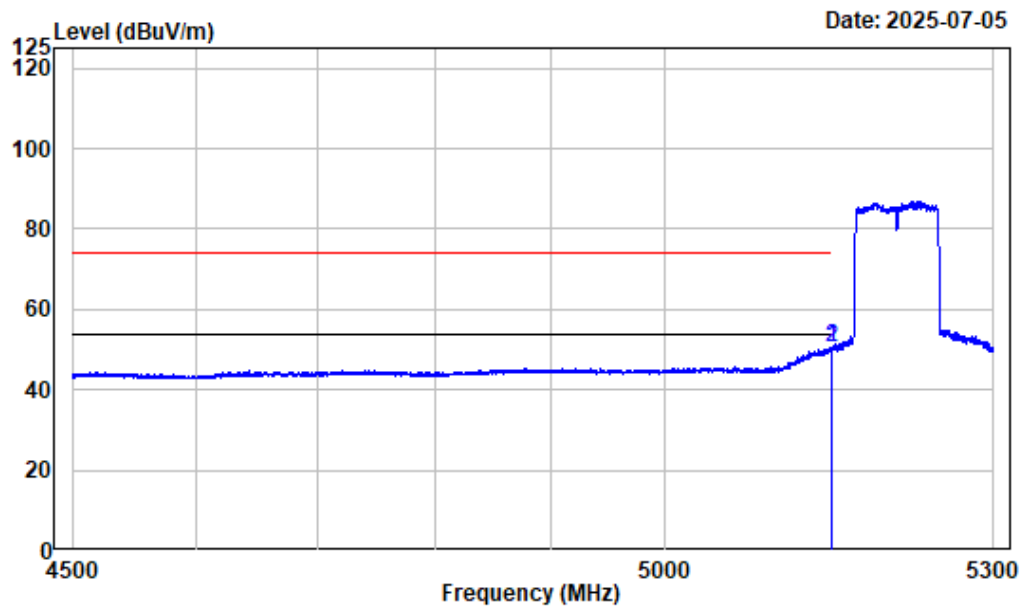
Left Band edge_Vertical_Peak_802.11ac-VHT80_5210MHz



Condition : Vertical
Project No. : 2501U63859E-RF
Tester : Zenos Qiao
Spectrum setting: Peak reading:RBW:1MHz VBW:3MHz Detector:Peak
Note : 5GWiFi-Band1-AC80-5210

Freq Factor		Read		Limit	Over	Remark
		Level	Level	Line	Limit	
MHz	dB/m	dBuV	dBuV/m	dBuV/m	dB	
1 5149.881	-7.46	71.19	63.73	74.00	-10.27	Peak
2 5150.000	-7.46	68.58	61.12	74.00	-12.88	Peak

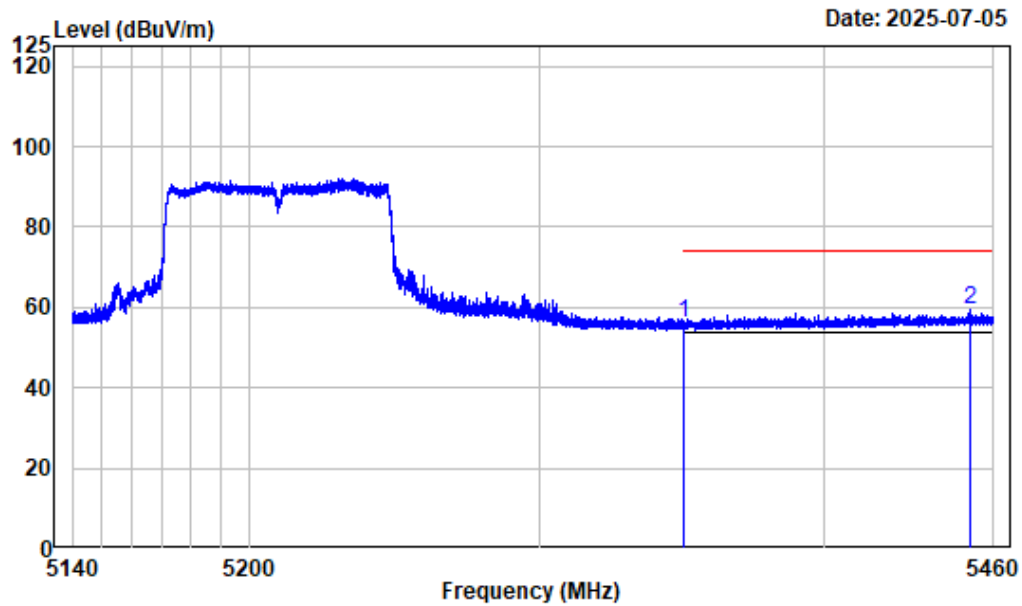
Left Band edge_Vertical_Average_802.11ac-VHT80_5210MHz



Condition : Vertical
Project No. : 2501U63859E-RF
Tester : Zenos Qiao
Spectrum setting: Average reading:RBW:1MHz VBW:5kHz Detector:Peak
Note : 5GWiFi-Band1-AC80-5210

Freq Factor		Read		Limit	Over	Remark
		Level	Level	Line	Limit	
MHz	dB/m	dBuV	dBuV/m	dBuV/m	dB	
1 5149.181	-7.46	58.14	50.68	54.00	-3.32	Average
2 5150.000	-7.46	57.77	50.31	54.00	-3.69	Average

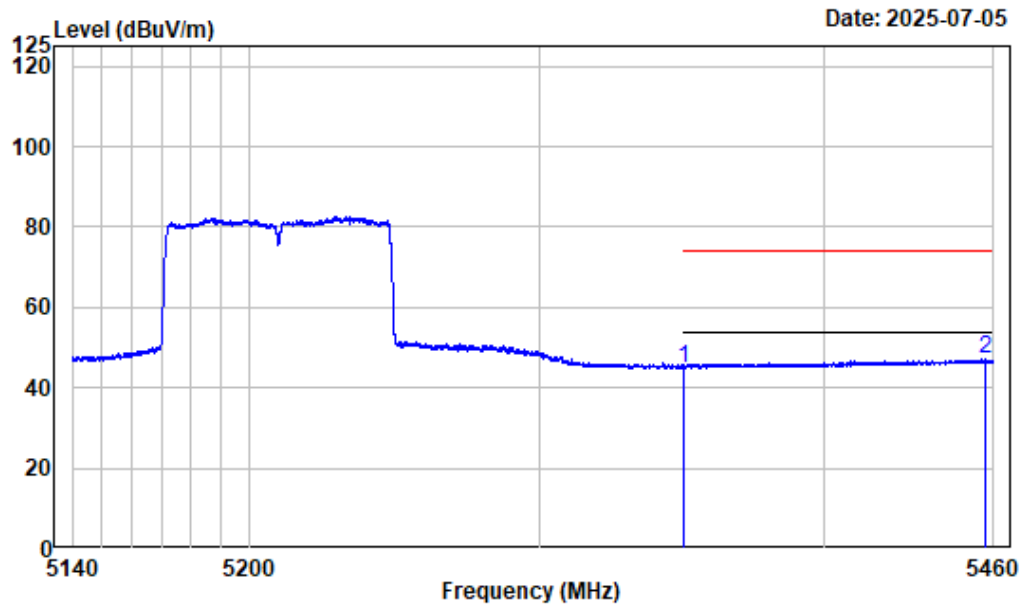
Right Band edge_Horizontal_Peak_802.11ac-VHT80_5210MHz



Condition : Horizontal
Project No. : 2501U63859E-RF
Tester : Zenos Qiao
Spectrum setting: Peak reading:RBW:1MHz VBW:3MHz Detector:Peak
Note : 5GWiFi-Band1-AC80-5210

Freq Factor		Read Level		Limit	Over	Remark
				Line	Limit	
	MHz	dB/m	dBuV	dBuV/m	dBuV/m	dB
1	5350.000	-6.74	62.66	55.92	74.00	-18.08 Peak
2	5451.799	-6.32	65.61	59.29	74.00	-14.71 Peak

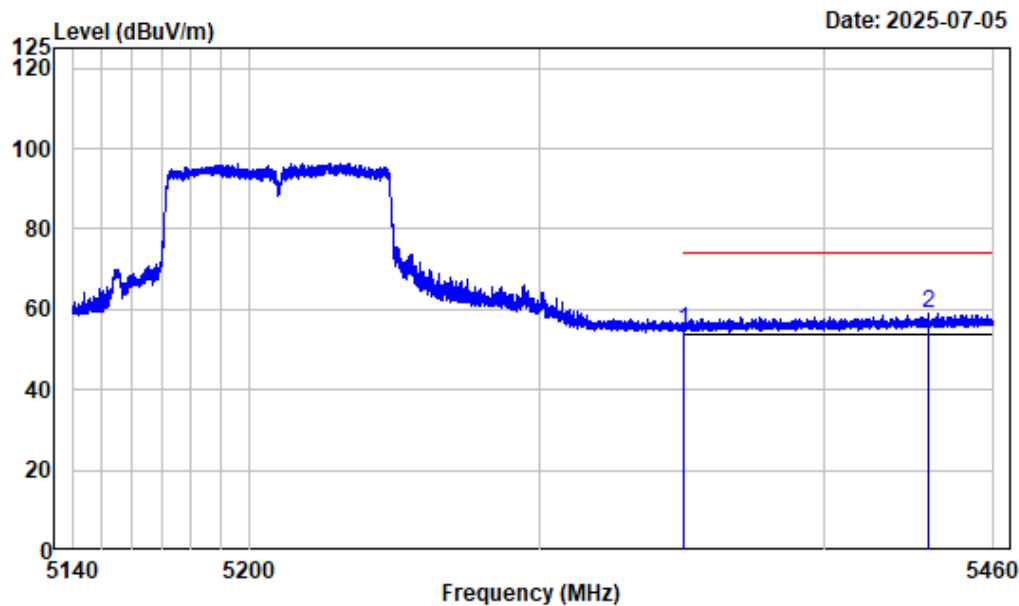
Right Band edge_Horizontal_Average_802.11ac-VHT80_5210MHz



Condition : Horizontal
Project No. : 2501U63859E-RF
Tester : Zenos Qiao
Spectrum setting: Average reading:RBW:1MHz VBW:5kHz Detector:Peak
Note : 5GWiFi-Band1-AC80-5210

Freq Factor		Read Level		Limit	Over	Remark
				Line	Limit	
	MHz	dB/m	dBuV	dBuV/m	dBuV/m	dB
1	5350.000	-6.74	51.66	44.92	54.00	-9.08 Average
2	5457.240	-6.31	53.34	47.03	54.00	-6.97 Average

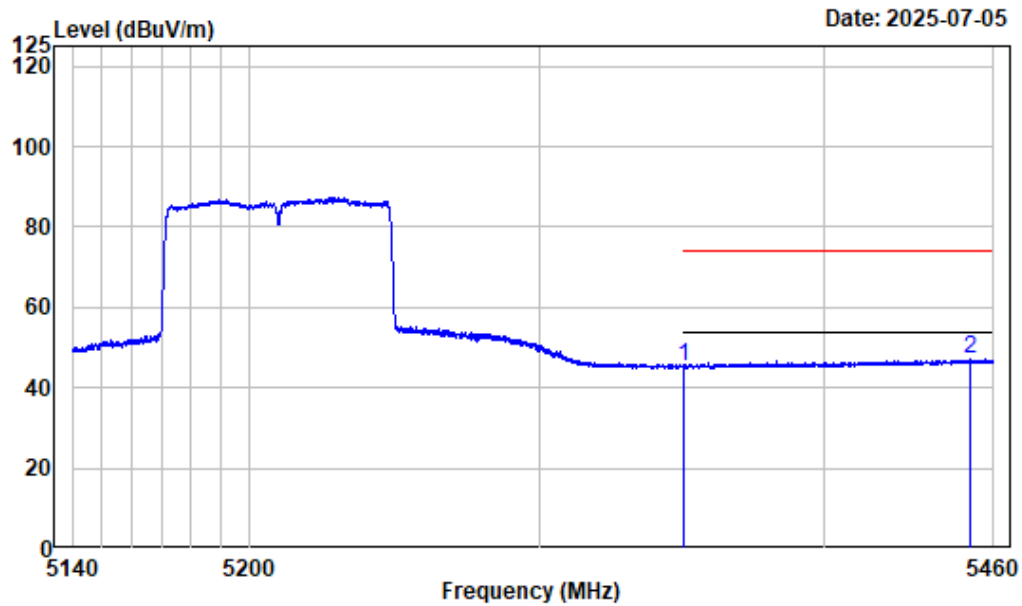
Right Band edge_Vertical_Peak_802.11ac-VHT80_5210MHz



Condition : Vertical
Project No. : 2501U63859E-RF
Tester : Zenos Qiao
Spectrum setting: Peak reading:RBW:1MHz VBW:3MHz Detector:Peak
Note : 5GWiFi-Band1-AC80-5210

Freq Factor		Read		Limit	Over	Remark
		Level	Level	Line	Limit	
	MHz	dB/m	dBuV	dBuV/m	dBuV/m	dB
1	5350.000	-6.74	61.40	54.66	74.00	-19.34 Peak
2	5436.517	-6.40	65.24	58.84	74.00	-15.16 Peak

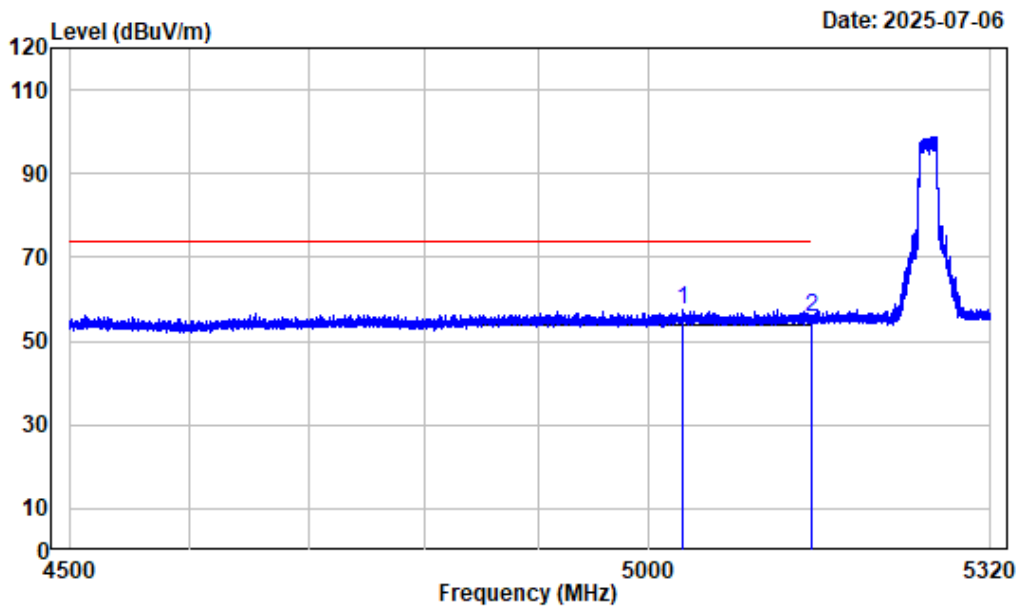
Right Band edge_Vertical_Average_802.11ac-VHT80_5210MHz



Condition : Vertical
Project No. : 2501U63859E-RF
Tester : Zenos Qiao
Spectrum setting: Average reading:RBW:1MHz VBW:5kHz Detector:Peak
Note : 5GWiFi-Band1-AC80-5210

Freq Factor		Read Level		Limit	Over	Remark
				Line	Limit	
	MHz	dB/m	dBuV	dBuV/m	dBuV/m	dB
1	5350.000	-6.74	51.96	45.22	54.00	-8.78 Average
2	5451.919	-6.32	53.41	47.09	54.00	-6.91 Average

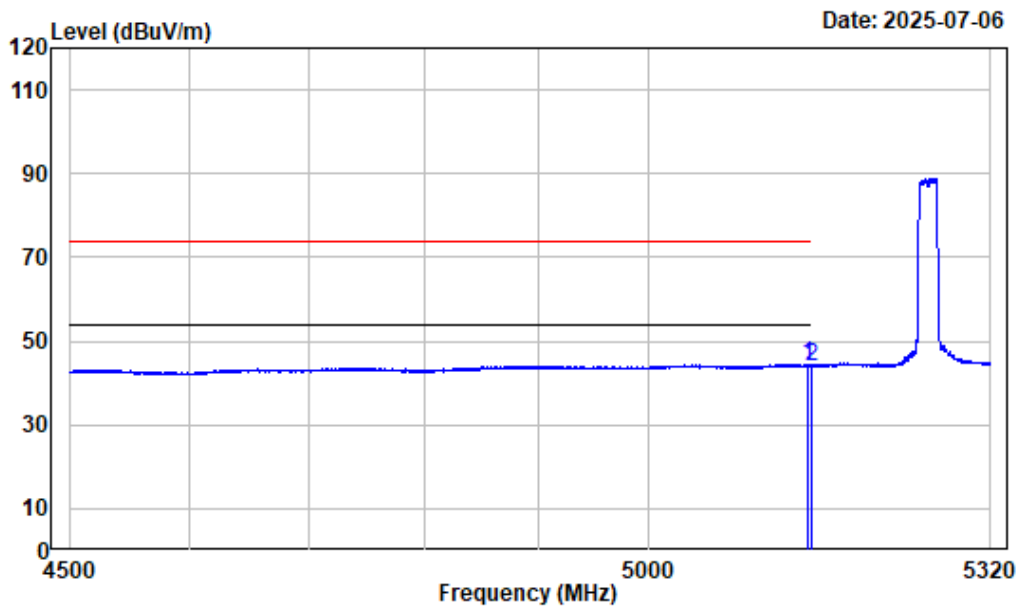
Left Band edge_Horizontal_Peak_802.11a_5260MHz



Condition : Horizontal
Project No. : 2501U63859E-RF
Tester : Zenos Qiao
Spectrum setting: Peak reading:RBW:1MHz VBW:3MHz Detector:Peak
Note : 5GWiFi-Band2-A-5260

Freq Factor		Read		Limit	Over	Remark
		Level	Level	Line	Limit	
	MHz	dB/m	dBuV	dBuV/m	dBuV/m	dB
1	5030.709	-7.32	64.80	57.48	74.00	-16.52 Peak
2	5150.000	-7.46	63.08	55.62	74.00	-18.38 Peak

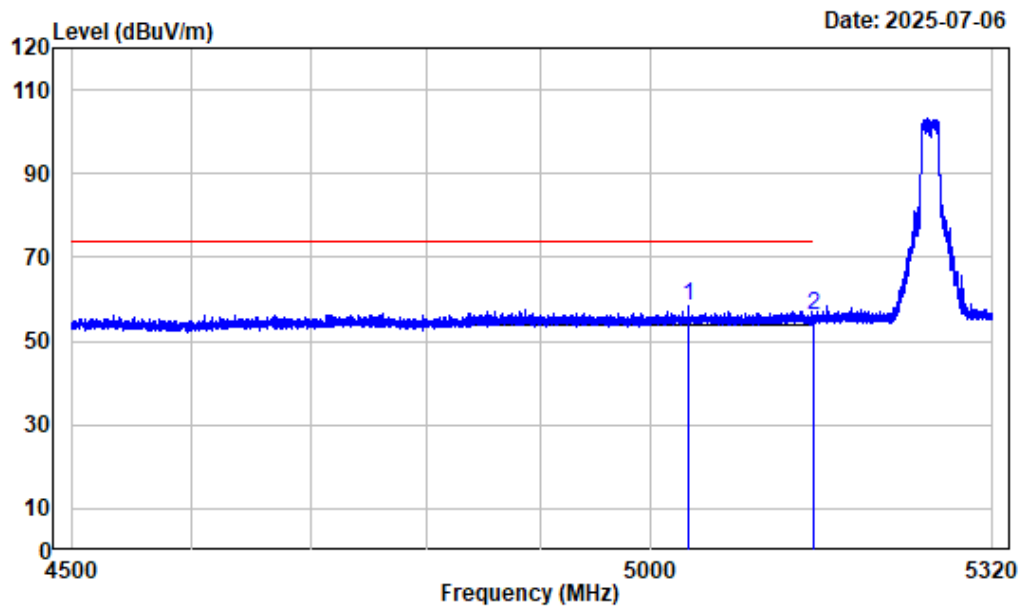
Left Band edge_Horizontal_Average_802.11a_5260MHz



Condition : Horizontal
Project No. : 2501U63859E-RF
Tester : Zenos Qiao
Spectrum setting: Average reading:RBW:1MHz VBW:1kHz Detector:Peak
Note : 5GWiFi-Band2-A-5260

Freq Factor		Read Level		Limit Line	Over Limit	Remark
MHz	dB/m	dBuV	dBuV/m	dBuV/m	dB	
1 5145.728	-7.46	51.87	44.41	54.00	-9.59	Average
2 5150.000	-7.46	51.51	44.05	54.00	-9.95	Average

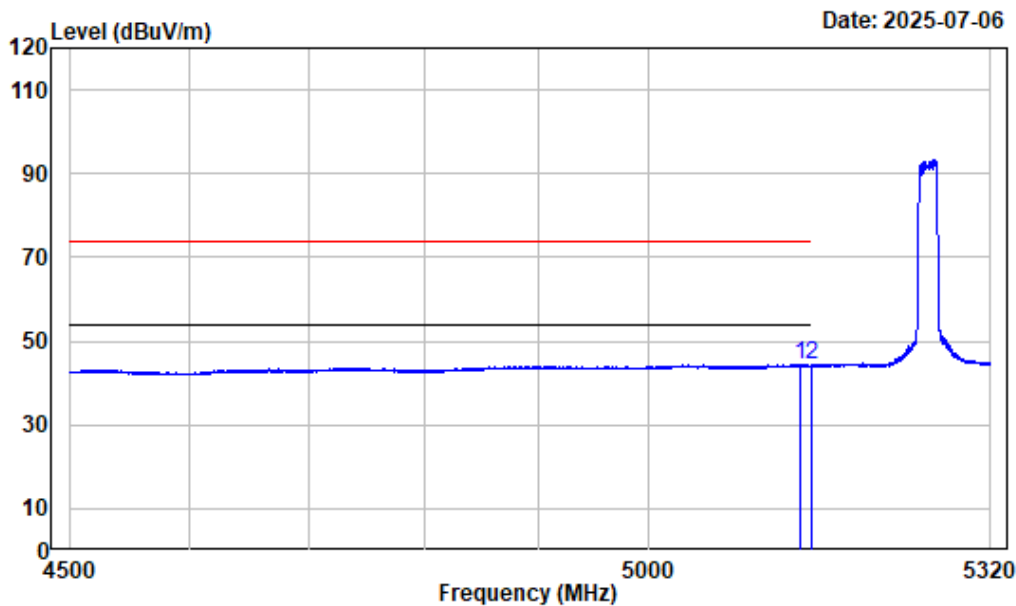
Left Band edge_Vertical_Peak_802.11a_5260MHz



Condition : Vertical
Project No. : 2501U63859E-RF
Tester : Zenos Qiao
Spectrum setting: Peak reading:RBW:1MHz VBW:3MHz Detector:Peak
Note : 5GWiFi-Band2-A-5260

Freq Factor		Read		Limit	Over	Remark
		Level	Level	Line	Limit	
MHz	dB/m	dBuV	dBuV/m	dBuV/m	dB	
1 5033.374	-7.32	65.68	58.36	74.00	-15.64	Peak
2 5150.000	-7.46	63.46	56.00	74.00	-18.00	Peak

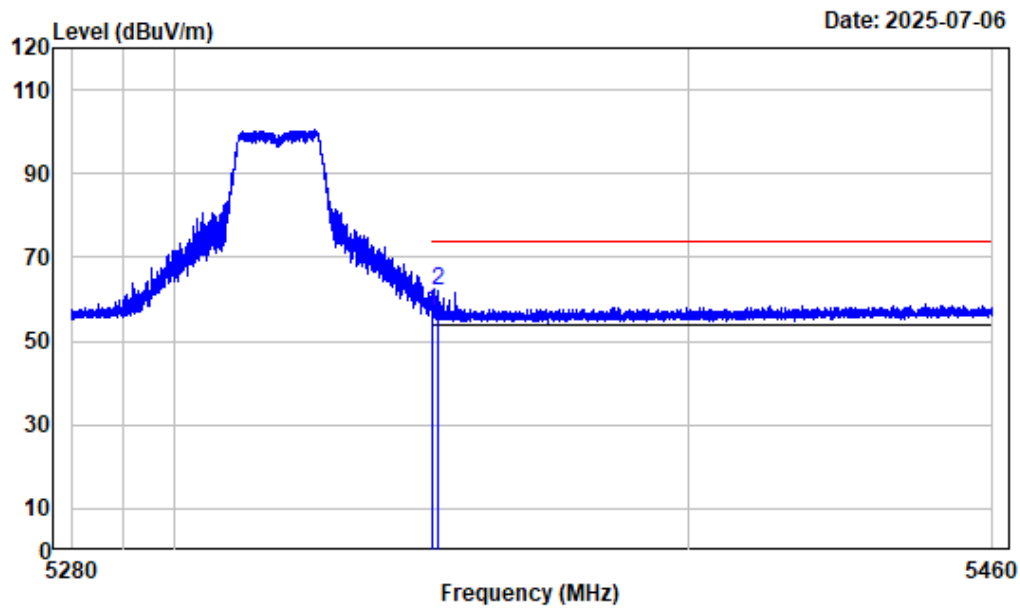
Left Band edge_Vertical_Average_802.11a_5260MHz



Condition : Vertical
Project No. : 2501U63859E-RF
Tester : Zenos Qiao
Spectrum setting: Average reading:RBW:1MHz VBW:1kHz Detector:Peak
Note : 5GWiFi-Band2-A-5260

Freq Factor		Read Level		Limit Line	Over Limit	Remark
MHz	dB/m	dBuV	dBuV/m	dBuV/m	dB	
1	5139.578	-7.47	51.86	44.39	54.00	-9.61 Average
2	5150.000	-7.46	51.63	44.17	54.00	-9.83 Average

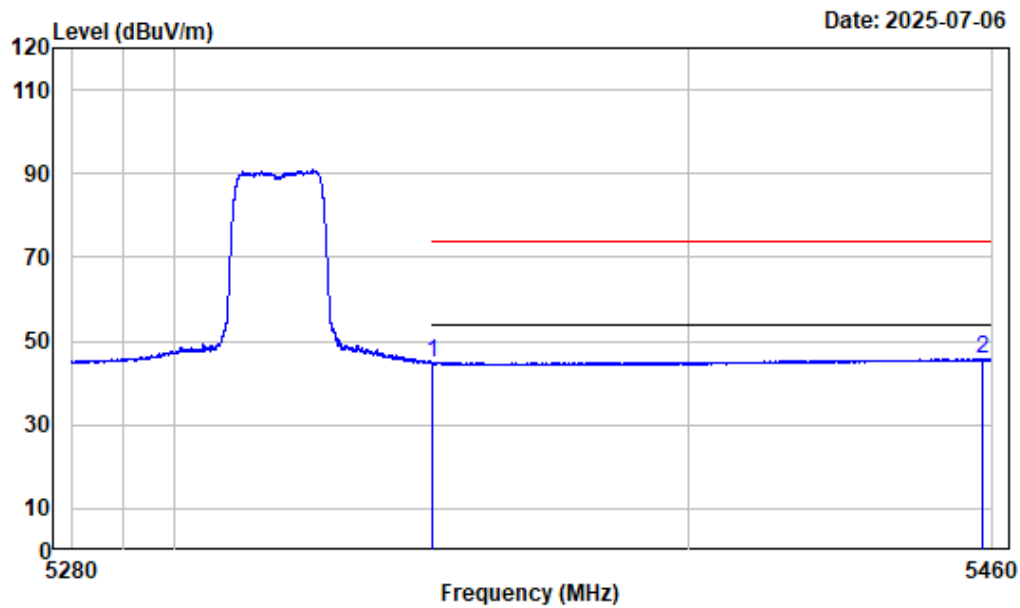
Right Band edge_Horizontal_Peak_802.11a_5320MHz



Condition : Horizontal
Project No. : 2501U63859E-RF
Tester : Zenos Qiao
Spectrum setting: Peak reading:RBW:1MHz VBW:3MHz Detector:Peak
Note : 5GWiFi-Band2-A-5320

	Freq	Factor	Read Level	Level	Limit Line	Over Limit	Remark
	MHz	dB/m	dBuV	dBuV/m	dBuV/m	dB	
1	5350.000	-6.74	63.85	57.11	74.00	-16.89	Peak
2	5350.929	-6.74	68.88	62.14	74.00	-11.86	Peak

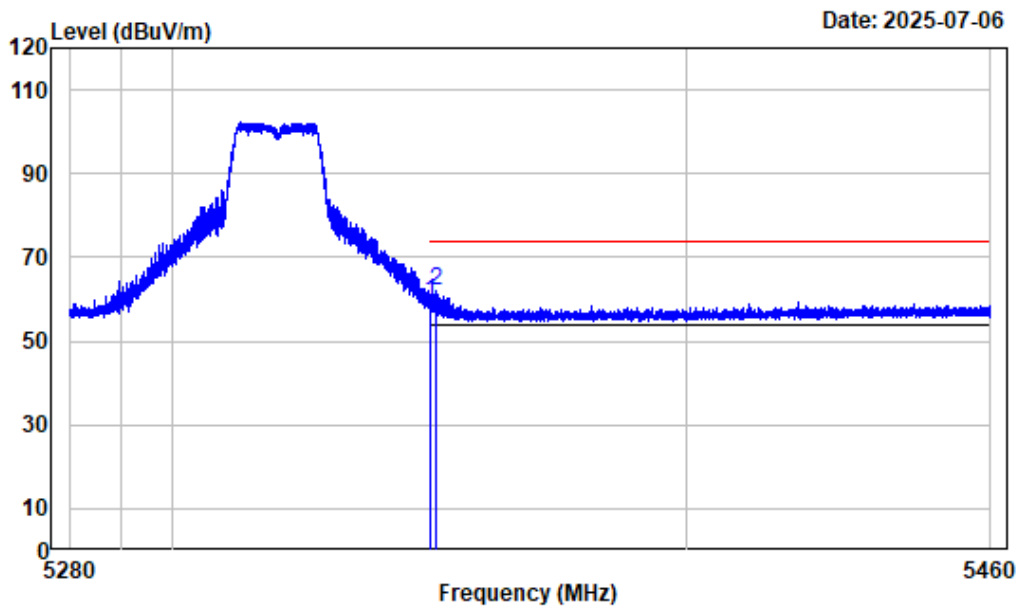
Right Band edge_Horizontal_Average_802.11a_5320MHz



Condition : Horizontal
Project No. : 2501U63859E-RF
Tester : Zenos Qiao
Spectrum setting: Average reading:RBW:1MHz VBW:1kHz Detector:Peak
Note : 5GWiFi-Band2-A-5320

	Freq	Factor	Read Level	Level	Limit Line	Over Limit	Remark
	MHz	dB/m	dBuV	dBuV/m	dBuV/m	dB	
1	5350.000	-6.74	51.56	44.82	54.00	-9.18	Average
2	5458.177	-6.29	52.03	45.74	54.00	-8.26	Average

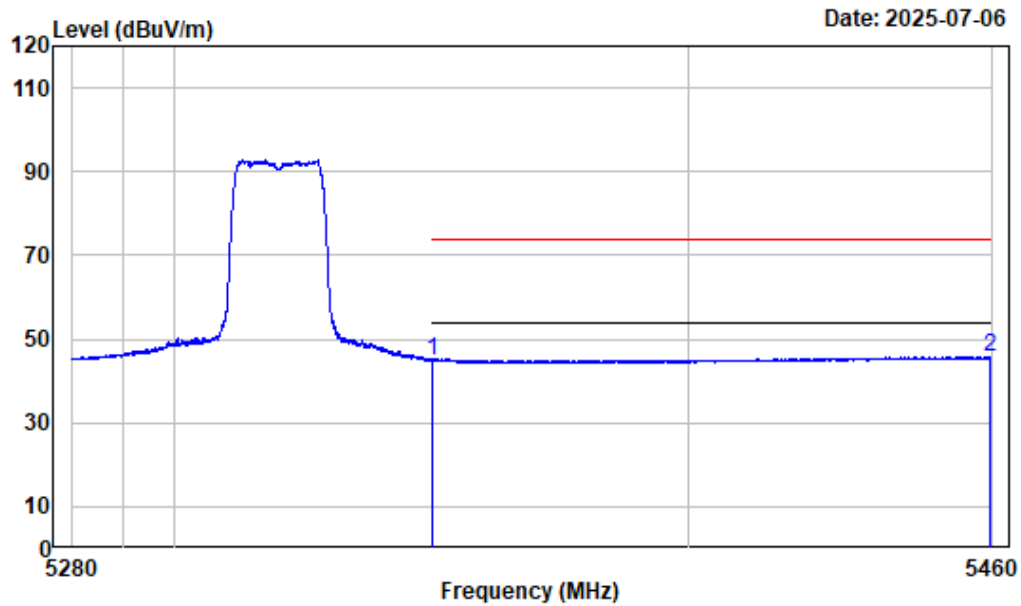
Right Band edge_Vertical_Peak_802.11a_5320MHz



Condition : Vertical
Project No. : 2501U63859E-RF
Tester : Zenos Qiao
Spectrum setting: Peak reading:RBW:1MHz VBW:3MHz Detector:Peak
Note : 5GWiFi-Band2-A-5320

Freq Factor		Read		Limit	Over	Remark
		Level	Level	Line	Limit	
	MHz	dB/m	dBuV	dBuV/m	dBuV/m	dB
1	5350.000	-6.74	66.07	59.33	74.00	-14.67 Peak
2	5350.951	-6.74	68.60	61.86	74.00	-12.14 Peak

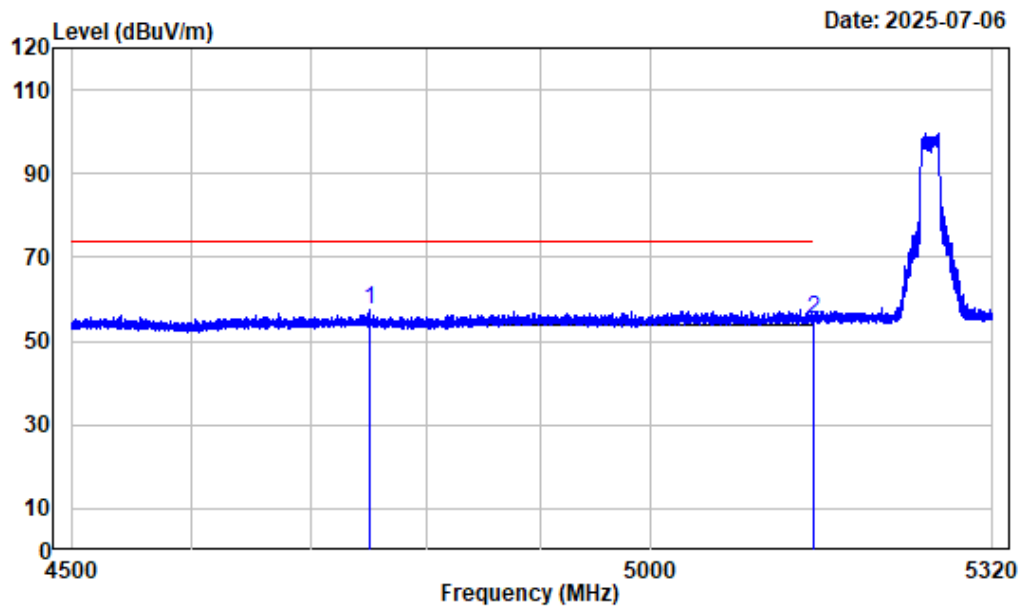
Right Band edge_Vertical_Average_802.11a_5320MHz



Condition : Vertical
Project No. : 2501U63859E-RF
Tester : Zenos Qiao
Spectrum setting: Average reading:RBW:1MHz VBW:1kHz Detector:Peak
Note : 5GWiFi-Band2-A-5320

Freq Factor		Read		Limit	Over	Remark
MHz	dB/m	Level	Level	Line	Limit	
		dBuV	dBuV/m	dBuV/m	dB	
1	5350.000	-6.74	51.66	44.92	54.00	-9.08 Average
2	5459.370	-6.29	52.04	45.75	54.00	-8.25 Average

Left Band edge_Horizontal_Peak_802.11ac-VHT20_5260MHz



Condition : Horizontal

Project No. : 2501U63859E-RF

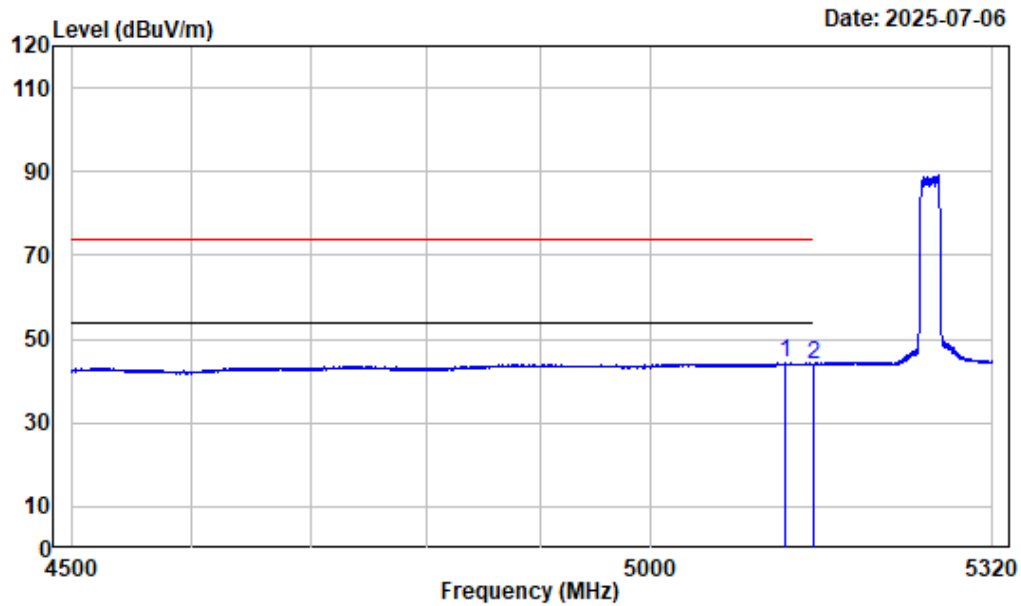
Tester : Zenos Qiao

Spectrum setting: Peak reading:RBW:1MHz VBW:3MHz Detector:Peak

Note : 5GWiFi-Band2-AC20-5260

	Freq	Factor	Read Level	Level	Limit Line	Over Limit	Remark
	MHz	dB/m	dBuV	dBuV/m	dBuV/m	dB	
1	4750.747	-7.60	65.19	57.59	74.00	-16.41	Peak
2	5150.000	-7.46	62.49	55.03	74.00	-18.97	Peak

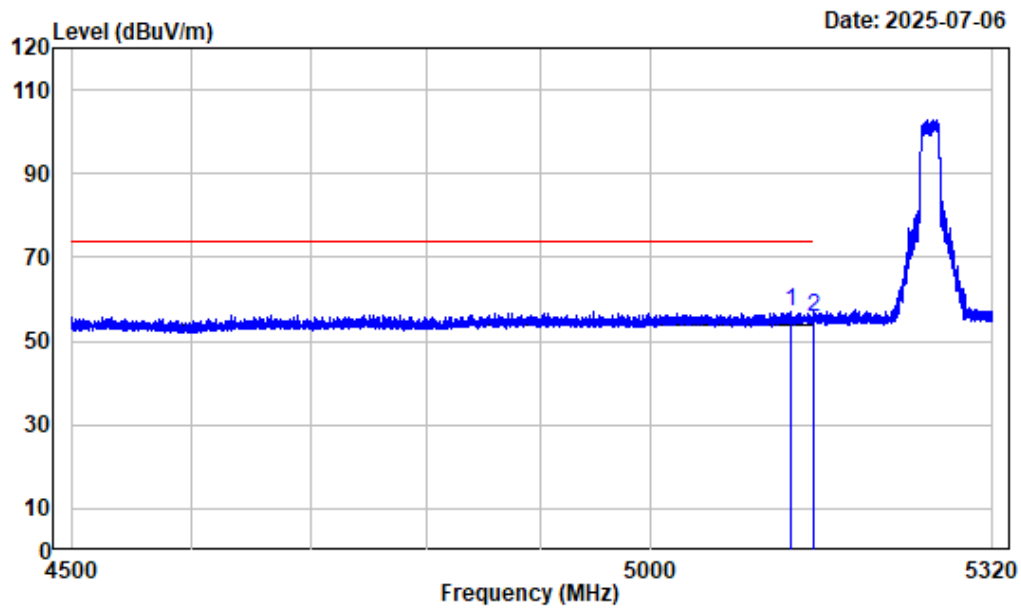
Left Band edge_Horizontal_Average_802.11ac-VHT20_5260MHz



Condition : Horizontal
Project No. : 2501U63859E-RF
Tester : Zenos Qiao
Spectrum setting: Average reading:RBW:1MHz VBW:1kHz Detector:Peak
Note : 5GWiFi-Band2-AC20-5260

Freq Factor		Read		Limit	Over	Remark
		Level	Level	Line	Limit	
	MHz	dB/m	dBuV	dBuV/m	dBuV/m	dB
1	5123.791	-7.47	51.81	44.34	54.00	-9.66 Average
2	5150.000	-7.46	51.33	43.87	54.00	-10.13 Average

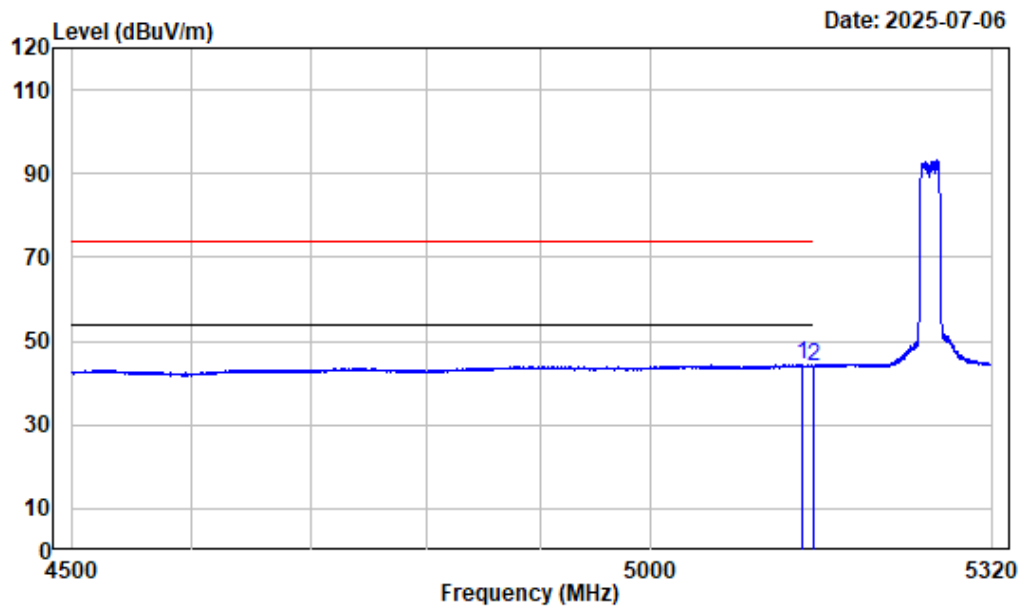
Left Band edge_Vertical_Peak_802.11ac-VHT20_5260MHz



Condition : Vertical
Project No. : 2501U63859E-RF
Tester : Zenos Qiao
Spectrum setting: Peak reading:RBW:1MHz VBW:3MHz Detector:Peak
Note : 5GWiFi-Band2-AC20-5260

Freq Factor		Read		Limit	Over	Remark
		Level	Level	Line	Limit	
MHz	dB/m	dBuV	dBuV/m	dBuV/m	dB	
1 5127.789	-7.47	64.68	57.21	74.00	-16.79	Peak
2 5150.000	-7.46	63.27	55.81	74.00	-18.19	Peak

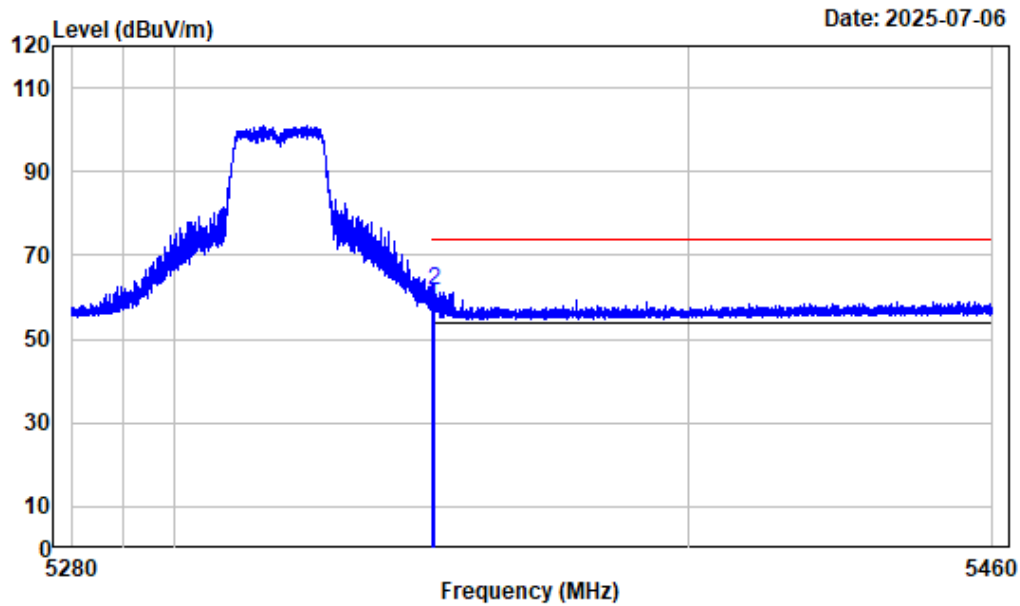
Left Band edge_Vertical_Average_802.11ac-VHT20_5260MHz



Condition : Vertical
Project No. : 2501U63859E-RF
Tester : Zenos Qiao
Spectrum setting: Average reading:RBW:1MHz VBW:1kHz Detector:Peak
Note : 5GWiFi-Band2-AC20-5260

Freq Factor		Read Level		Limit Line	Over Limit	Remark
MHz	dB/m	dBuV	dBuV/m	dBuV/m	dB	
1 5139.167	-7.47	51.84	44.37	54.00	-9.63	Average
2 5150.000	-7.46	51.43	43.97	54.00	-10.03	Average

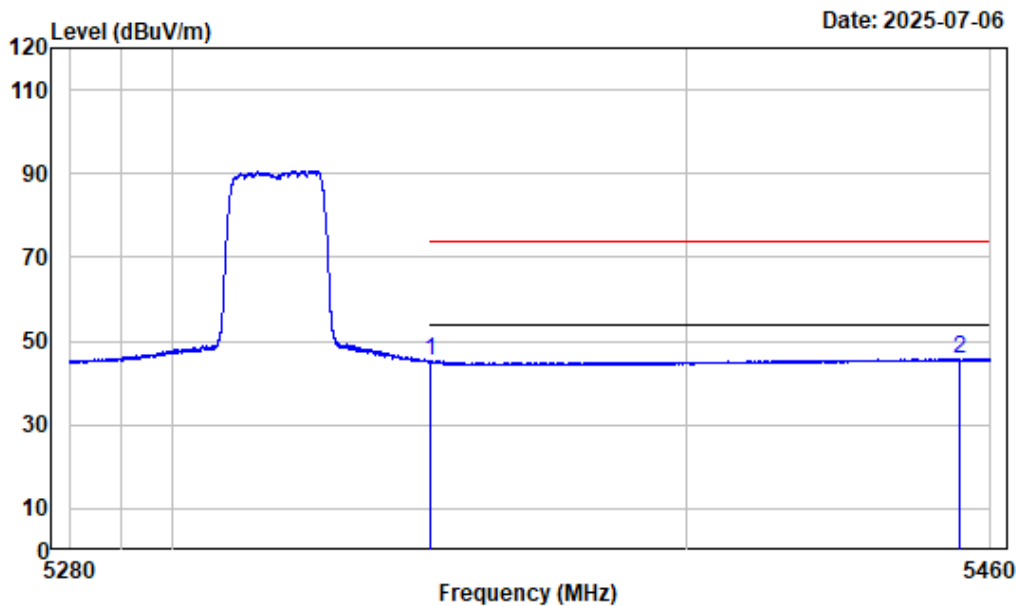
Right Band edge_Horizontal_Peak_802.11ac-VHT20_5320MHz



Condition : Horizontal
Project No. : 2501U63859E-RF
Tester : Zenos Qiao
Spectrum setting: Peak reading:RBW:1MHz VBW:3MHz Detector:Peak
Note : 5GWiFi-Band2-AC20-5320

Freq Factor		Read		Limit	Over	Remark
		Level	Level	Line	Limit	
	MHz	dB/m	dBuV	dBuV/m	dBuV/m	dB
1	5350.000	-6.74	64.90	58.16	74.00	-15.84 Peak
2	5350.231	-6.74	68.18	61.44	74.00	-12.56 Peak

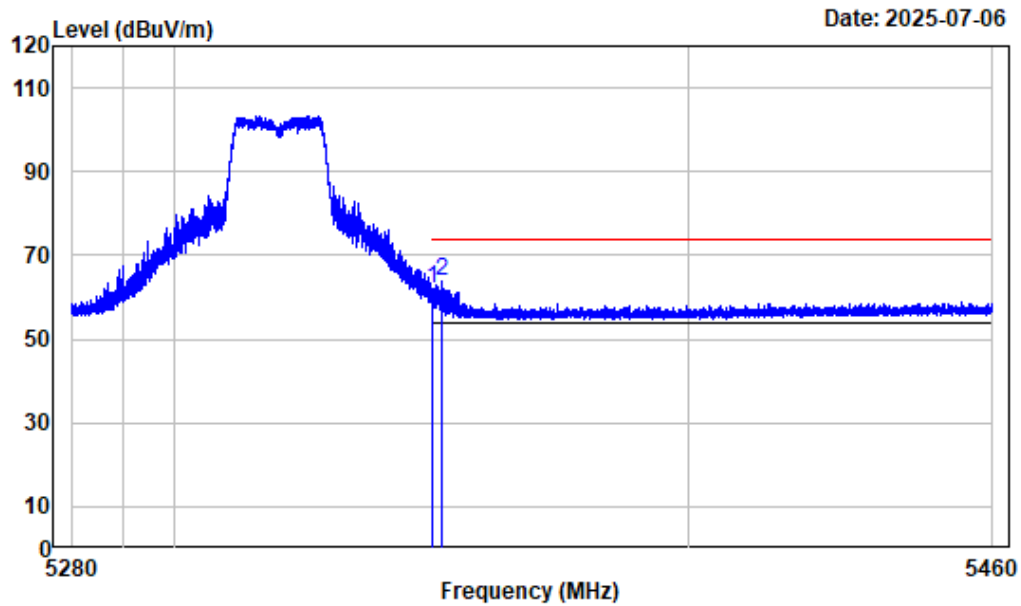
Right Band edge_Horizontal_Average_802.11ac-VHT20_5320MHz



Condition : Horizontal
Project No. : 2501U63859E-RF
Tester : Zenos Qiao
Spectrum setting: Average reading:RBW:1MHz VBW:1kHz Detector:Peak
Note : 5GWiFi-Band2-AC20-5320

Freq Factor		Read Level		Limit	Over	Remark
				Line	Limit	
	MHz	dB/m	dBuV	dBuV/m	dBuV/m	dB
1	5350.000	-6.74	51.82	45.08	54.00	-8.92 Average
2	5453.947	-6.31	52.06	45.75	54.00	-8.25 Average

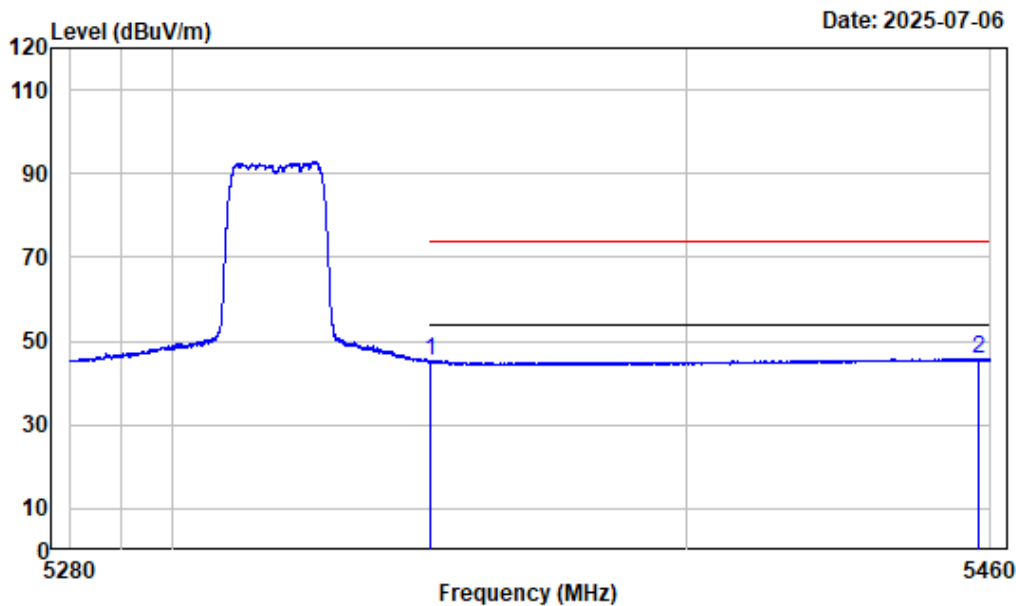
Right Band edge_Vertical_Peak_802.11ac-VHT20_5320MHz



Condition : Vertical
Project No. : 2501U63859E-RF
Tester : Zenos Qiao
Spectrum setting: Peak reading:RBW:1MHz VBW:3MHz Detector:Peak
Note : 5GWiFi-Band2-AC20-5320

Freq Factor		Read		Limit	Over	Remark
		Level	Level	Line	Limit	
MHz	dB/m	dBuV	dBuV/m	dBuV/m	dB	
1 5350.000	-6.74	68.56	61.82	74.00	-12.18	Peak
2 5351.694	-6.74	70.61	63.87	74.00	-10.13	Peak

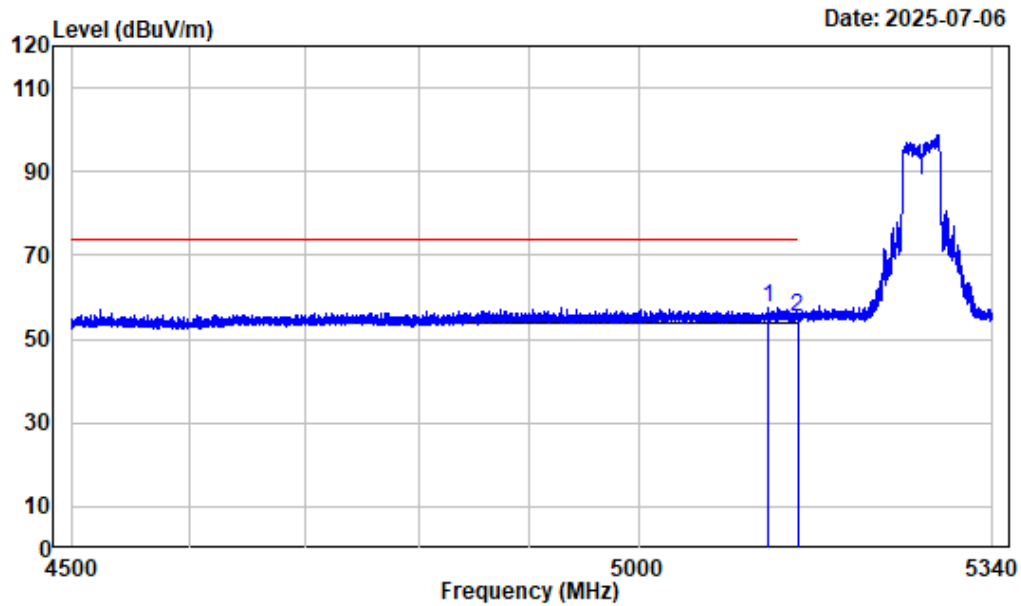
Right Band edge_Vertical_Average_802.11ac-VHT20_5320MHz



Condition : Vertical
Project No. : 2501U63859E-RF
Tester : Zenos Qiao
Spectrum setting: Average reading:RBW:1MHz VBW:1kHz Detector:Peak
Note : 5GWiFi-Band2-AC20-5320

Freq Factor		Read Level		Limit	Over	Remark
				Line	Limit	
	MHz	dB/m	dBuV	dBuV/m	dBuV/m	dB
1	5350.000	-6.74	51.90	45.16	54.00	-8.84 Average
2	5457.637	-6.30	52.10	45.80	54.00	-8.20 Average

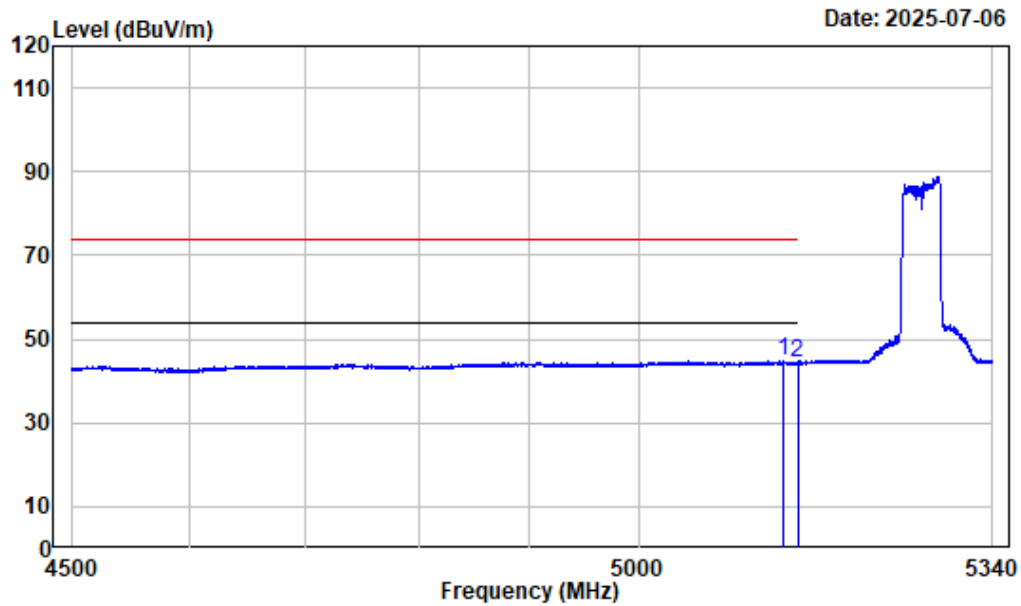
Left Band edge_Horizontal_Peak_802.11ac-VHT40_5270MHz



Condition : Horizontal
Project No. : 2501U63859E-RF
Tester : Zenos Qiao
Spectrum setting: Peak reading:RBW:1MHz VBW:3MHz Detector:Peak
Note : 5GWiFi-Band2-AC40-5270

	Freq	Factor	Read Level	Level	Limit Line	Over Limit	Remark
	MHz	dB/m	dBuV	dBuV/m	dBuV/m	dB	
1	5122.518	-7.47	64.83	57.36	74.00	-16.64	Peak
2	5150.000	-7.46	62.91	55.45	74.00	-18.55	Peak

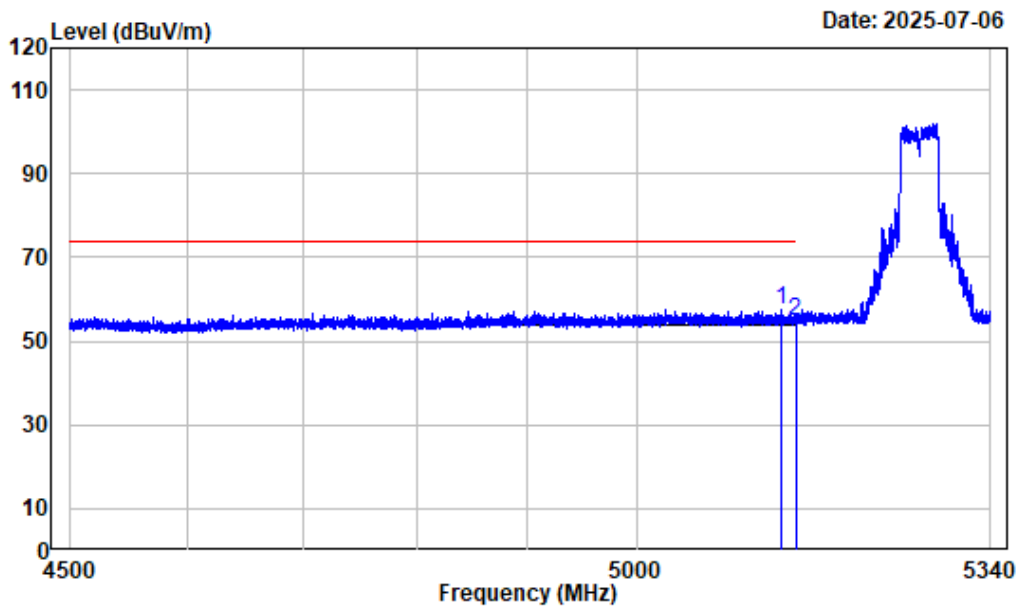
Left Band edge_Horizontal_Average_802.11ac-VHT40_5270MHz



Condition : Horizontal
Project No. : 2501U63859E-RF
Tester : Zenos Qiao
Spectrum setting: Average reading:RBW:1MHz VBW:2kHz Detector:Peak
Note : 5GWiFi-Band2-AC40-5270

Freq Factor		Read		Limit	Over	Remark
		Level	Level	Line	Limit	
	MHz	dB/m	dBuV	dBuV/m	dBuV/m	dB
1	5136.695	-7.46	52.15	44.69	54.00	-9.31 Average
2	5150.000	-7.46	51.83	44.37	54.00	-9.63 Average

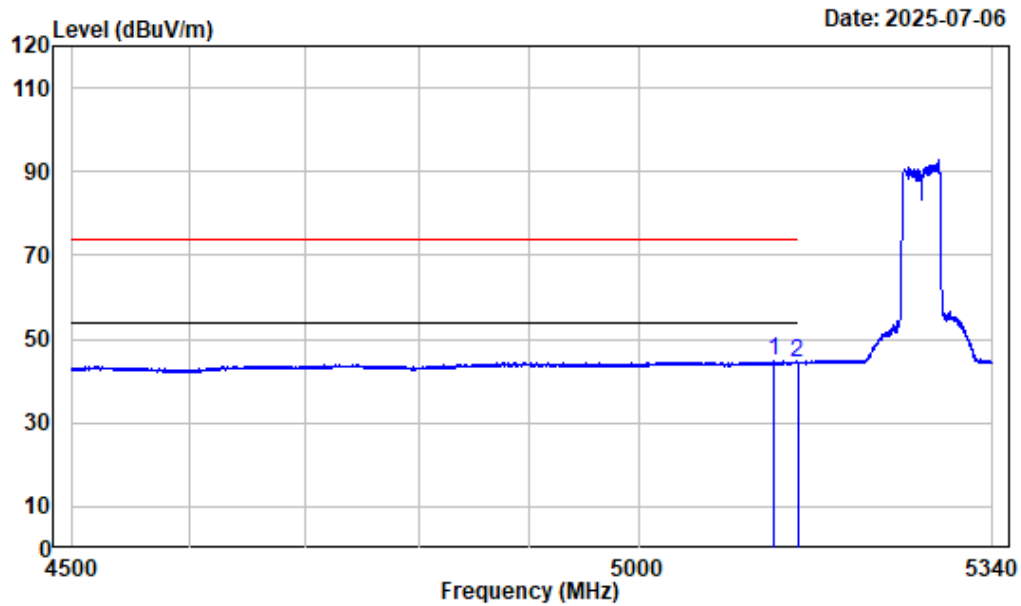
Left Band edge_Vertical_Peak_802.11ac-VHT40_5270MHz



Condition : Vertical
Project No. : 2501U63859E-RF
Tester : Zenos Qiao
Spectrum setting: Peak reading:RBW:1MHz VBW:3MHz Detector:Peak
Note : 5GWiFi-Band2-AC40-5270

Freq Factor		Read		Limit	Over	Remark
		Level	Level	Line	Limit	
MHz	dB/m	dBuV	dBuV/m	dBuV/m	dB	
1 5136.800	-7.46	65.02	57.56	74.00	-16.44	Peak
2 5150.000	-7.46	62.43	54.97	74.00	-19.03	Peak

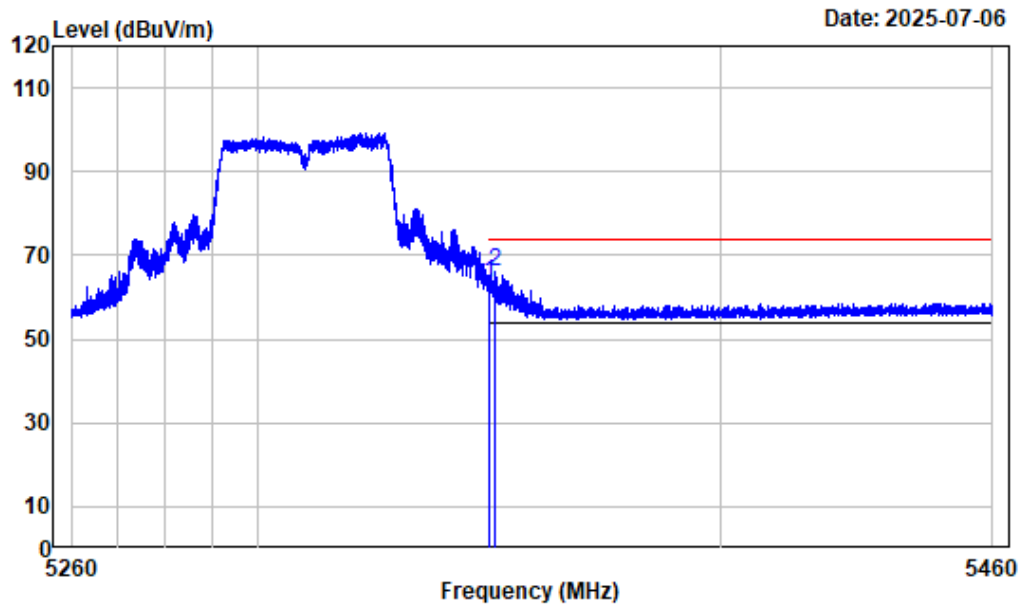
Left Band edge_Vertical_Average_802.11ac-VHT40_5270MHz



Condition : Vertical
Project No. : 2501U63859E-RF
Tester : Zenos Qiao
Spectrum setting: Average reading:RBW:1MHz VBW:2kHz Detector:Peak
Note : 5GWiFi-Band2-AC40-5270

Freq Factor		Read		Limit	Over	Remark
MHz	dB/m	Level	Level	Line	Limit	
		dBuV	dBuV/m	dBuV/m	dB	
1	5127.349	-7.46	52.13	44.67	54.00	-9.33 Average
2	5150.000	-7.46	51.68	44.22	54.00	-9.78 Average

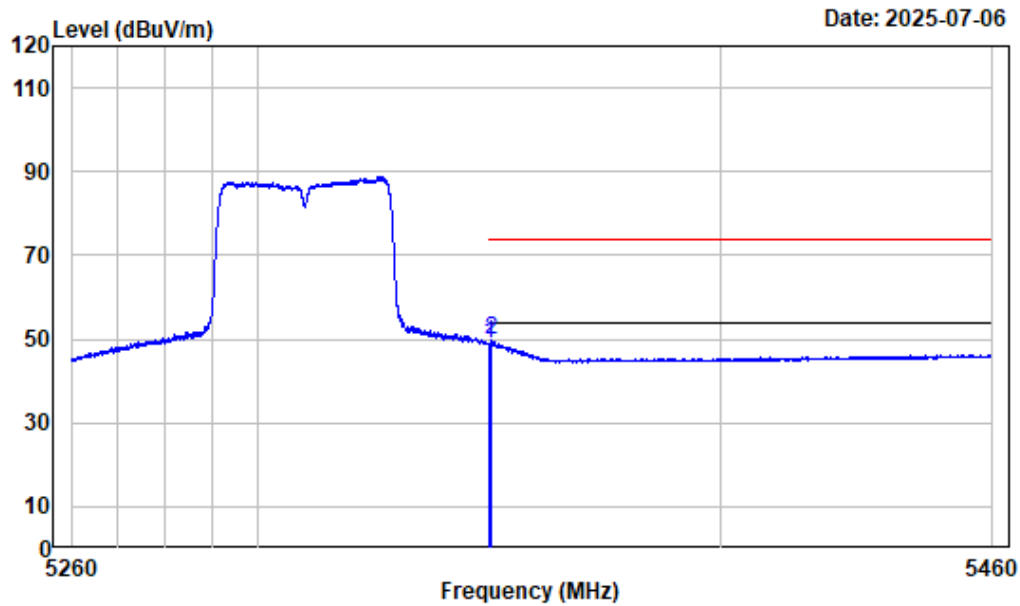
Right Band edge_Horizontal_Peak_802.11ac-VHT40_5310MHz



Condition : Horizontal
Project No. : 2501U63859E-RF
Tester : Zenos Qiao
Spectrum setting: Peak reading:RBW:1MHz VBW:3MHz Detector:Peak
Note : 5GWiFi-Band2-AC40-5310

Freq Factor		Read		Limit	Over	Remark
		Level	Level	Line	Limit	
MHz	dB/m	dBuV	dBuV/m	dBuV/m	dB	
1 5350.000	-6.74	70.34	63.60	74.00	-10.40	Peak
2 5351.236	-6.74	73.05	66.31	74.00	-7.69	Peak

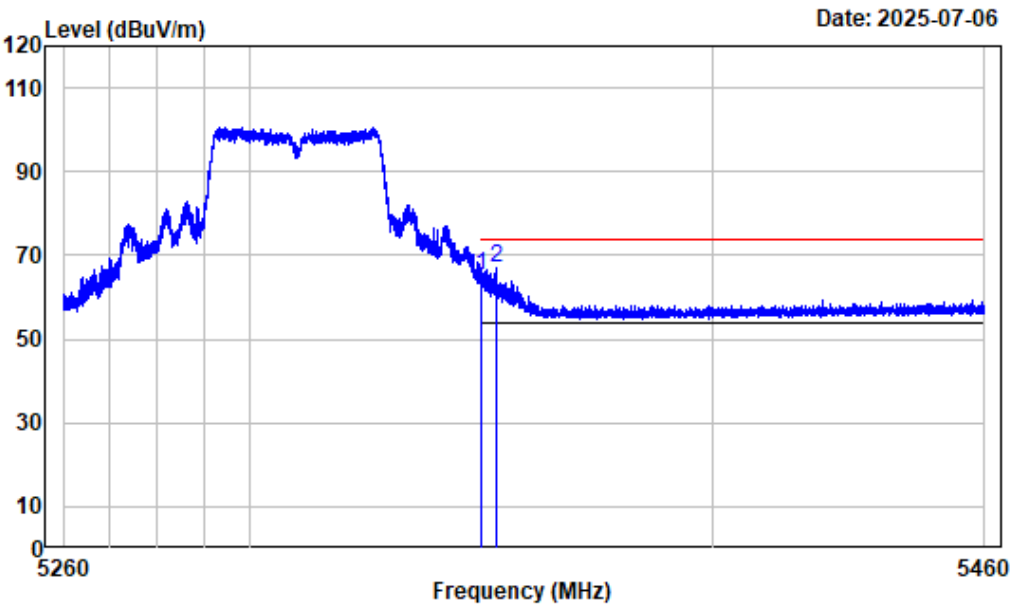
Right Band edge_Horizontal_Average_802.11ac-VHT40_5310MHz



Condition : Horizontal
Project No. : 2501U63859E-RF
Tester : Zenos Qiao
Spectrum setting: Average reading:RBW:1MHz VBW:2kHz Detector:Peak
Note : 5GWiFi-Band2-AC40-5310

Freq Factor		Read Level		Limit	Over	Remark
MHz	dB/m	dBuV	dBuV/m	dBuV/m	dB	
1	5350.000	-6.74	55.65	48.91	54.00	-5.09 Average
2	5350.211	-6.74	56.38	49.64	54.00	-4.36 Average

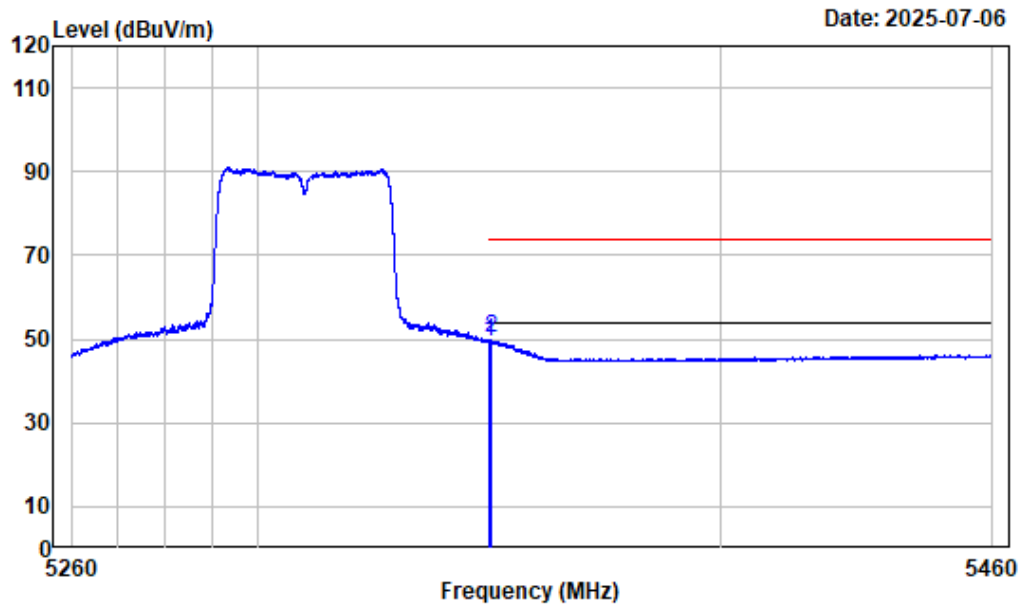
Right Band edge_Vertical_Peak_802.11ac-VHT40_5310MHz



Condition : Vertical
Project No. : 2501U63859E-RF
Tester : Zenos Qiao
Spectrum setting: Peak reading:RBW:1MHz VBW:3MHz Detector:Peak
Note : 5GWiFi-Band2-AC40-5310

Freq Factor		Read Level		Limit Line	Over Limit	Remark
MHz	dB/m	dBuV	dBuV/m	dBuV/m	dB	
1 5350.000	-6.74	71.74	65.00	74.00	-9.00	Peak
2 5352.961	-6.73	73.81	67.08	74.00	-6.92	Peak

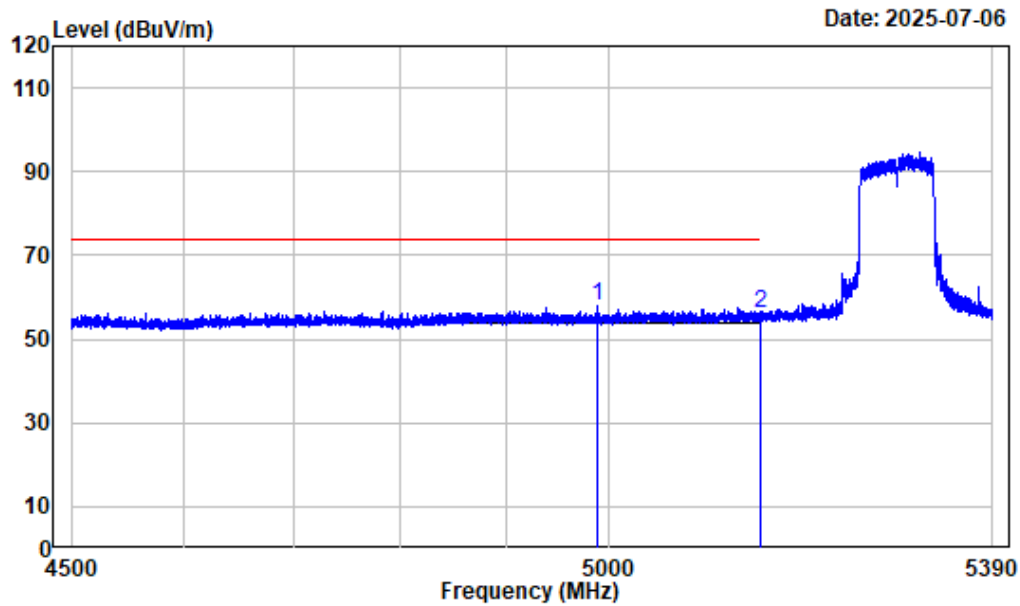
Right Band edge_Vertical_Average_802.11ac-VHT40_5310MHz



Condition : Vertical
Project No. : 2501U63859E-RF
Tester : Zenos Qiao
Spectrum setting: Average reading:RBW:1MHz VBW:2kHz Detector:Peak
Note : 5GWiFi-Band2-AC40-5310

Freq Factor		Read Level		Limit	Over	Remark
MHz	dB/m	dBuV	dBuV/m	dBuV/m	dB	
1	5350.000	-6.74	56.11	49.37	54.00	-4.63 Average
2	5350.286	-6.74	57.02	50.28	54.00	-3.72 Average

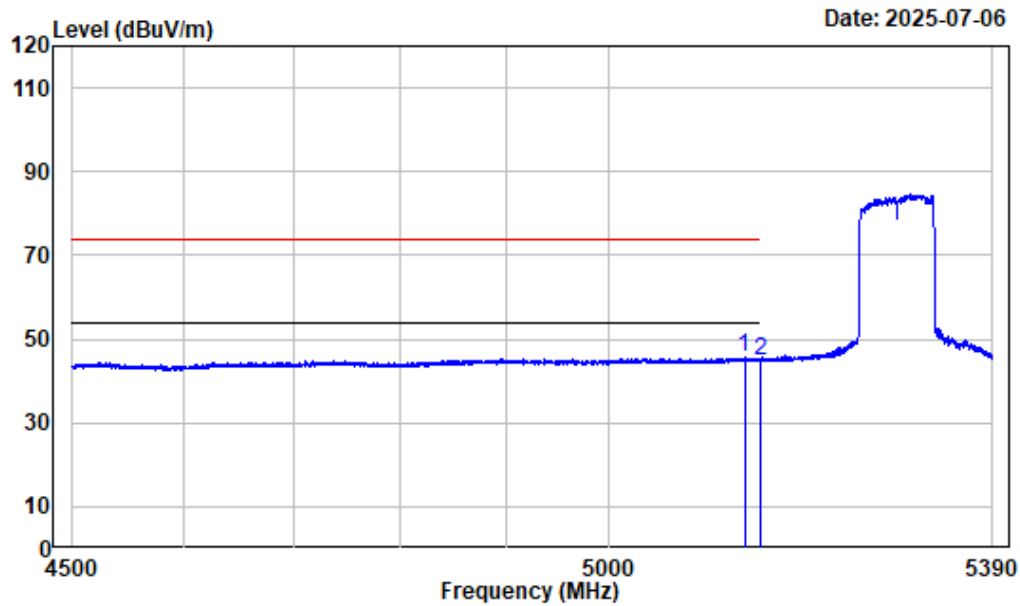
Left Band edge_Horizontal_Peak_802.11ac-VHT80_5290MHz



Condition : Horizontal
Project No. : 2501U63859E-RF
Tester : Zenos Qiao
Spectrum setting: Peak reading:RBW:1MHz VBW:3MHz Detector:Peak
Note : 5GWiFi-Band2-AC80-5290

Freq Factor		Read		Limit	Over	Remark
		Level	Level	Line	Limit	
MHz	dB/m	dBuV	dBuV/m	dBuV/m	dB	
1 4988.560	-7.41	65.28	57.87	74.00	-16.13	Peak
2 5150.000	-7.46	63.66	56.20	74.00	-17.80	Peak

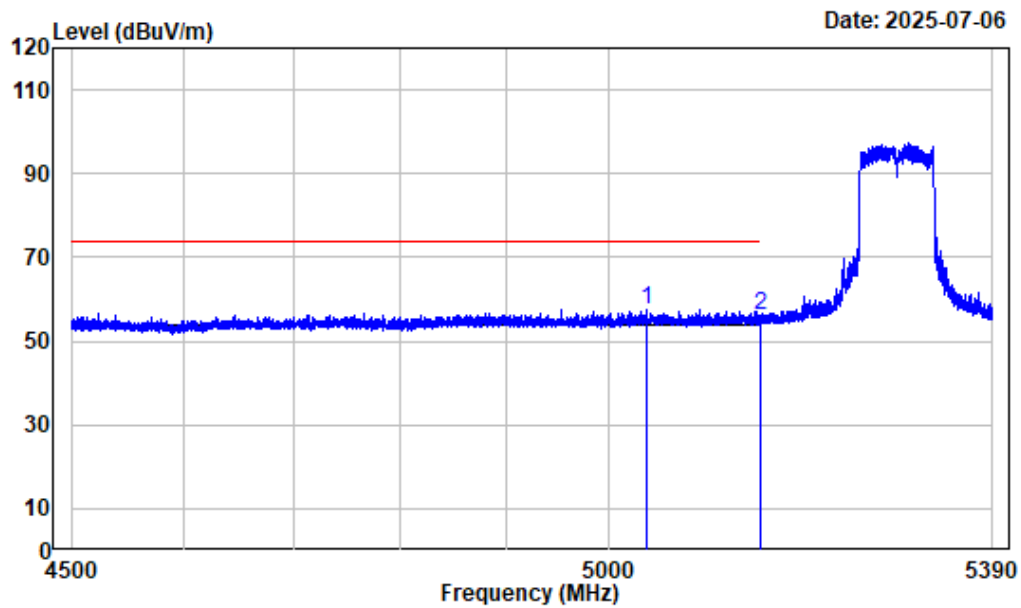
Left Band edge_Horizontal_Average_802.11ac-VHT80_5290MHz



Condition : Horizontal
Project No. : 2501U63859E-RF
Tester : Zenos Qiao
Spectrum setting: Average reading:RBW:1MHz VBW:5kHz Detector:Peak
Note : 5GWiFi-Band2-AC80-5290

Freq Factor		Read Level		Limit	Over	Remark
				Line	Limit	
	MHz	dB/m	dBuV	dBuV/m	dBuV/m	dB
1	5134.315	-7.47	53.05	45.58	54.00	-8.42 Average
2	5150.000	-7.46	52.48	45.02	54.00	-8.98 Average

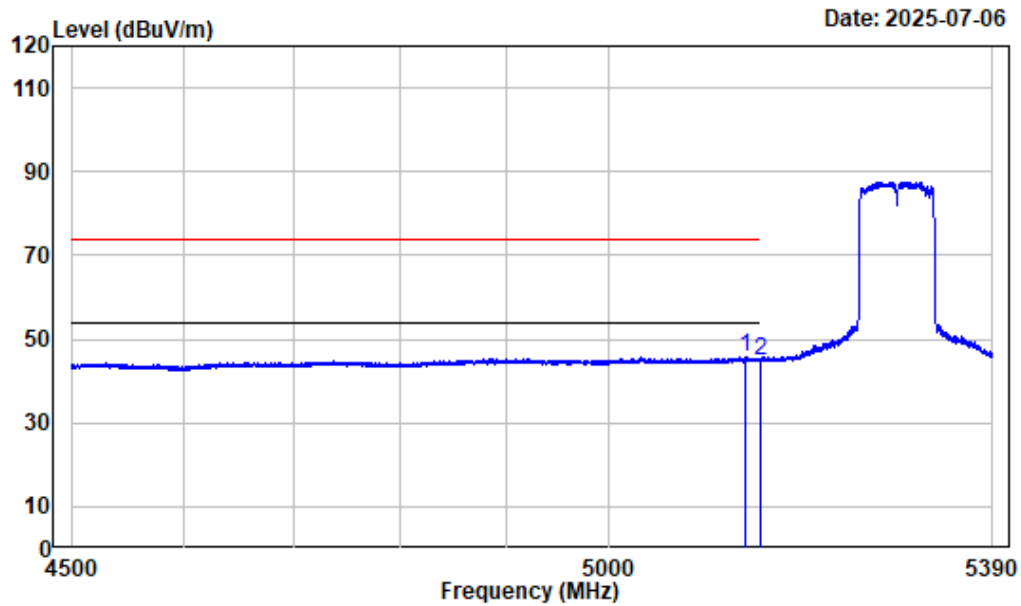
Left Band edge_Vertical_Peak_802.11ac-VHT80_5290MHz



Condition : Vertical
Project No. : 2501U63859E-RF
Tester : Zenos Qiao
Spectrum setting: Peak reading:RBW:1MHz VBW:3MHz Detector:Peak
Note : 5GWiFi-Band2-AC80-5290

Freq Factor		Read		Limit	Over	Remark
		Level	Level	Line	Limit	
MHz	dB/m	dBuV	dBuV/m	dBuV/m	dB	
1 5037.405	-7.32	64.93	57.61	74.00	-16.39	Peak
2 5150.000	-7.46	63.73	56.27	74.00	-17.73	Peak

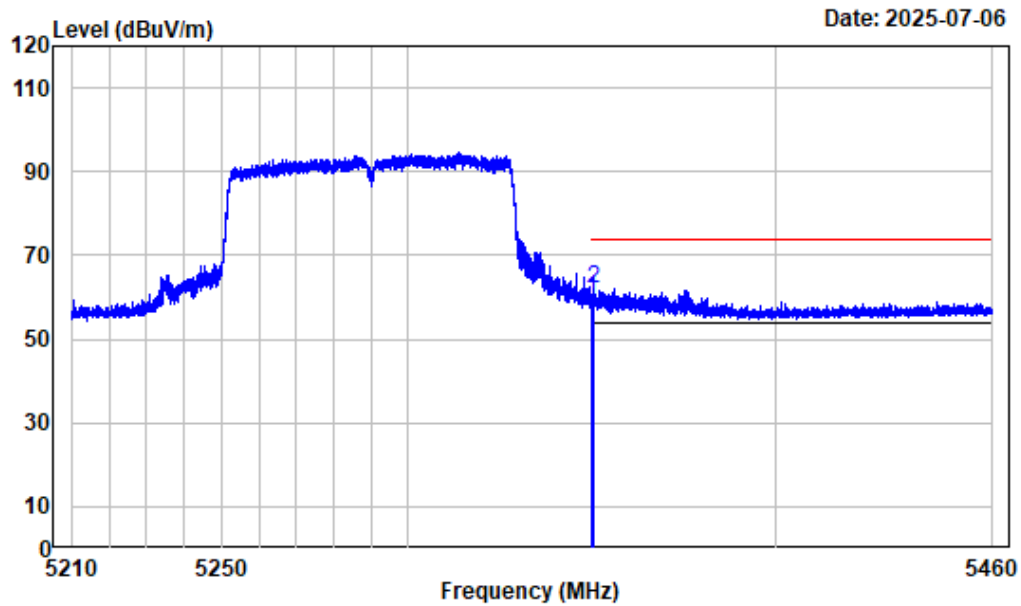
Left Band edge_Vertical_Average_802.11ac-VHT80_5290MHz



Condition : Vertical
Project No. : 2501U63859E-RF
Tester : Zenos Qiao
Spectrum setting: Average reading:RBW:1MHz VBW:5kHz Detector:Peak
Note : 5GWiFi-Band2-AC80-5290

Freq Factor		Read		Limit	Over	Remark
		Level	Level	Line	Limit	
	MHz	dB/m	dBuV	dBuV/m	dBuV/m	dB
1	5135.540	-7.46	53.18	45.72	54.00	-8.28 Average
2	5150.000	-7.46	52.42	44.96	54.00	-9.04 Average

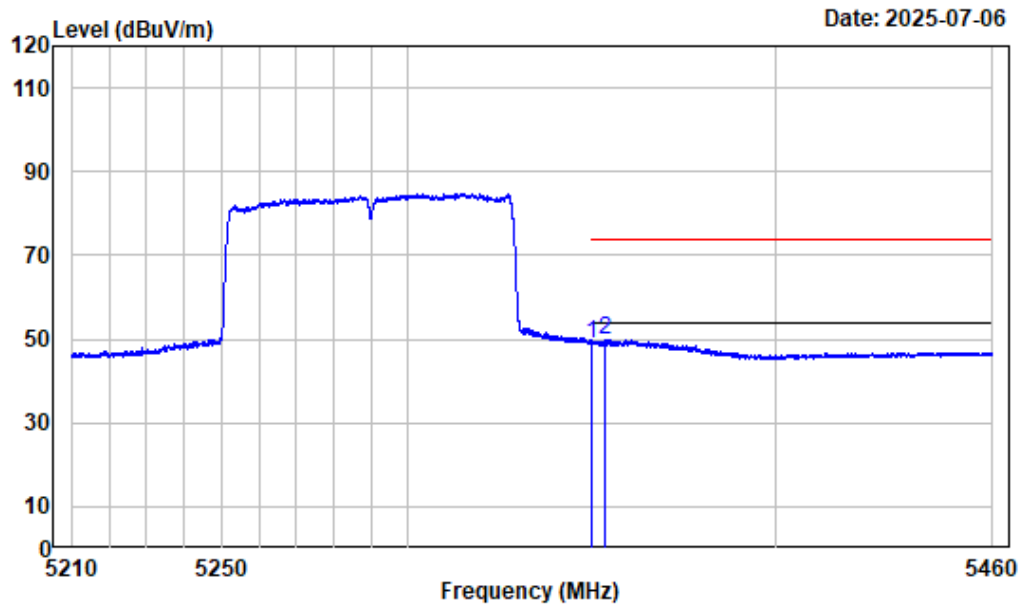
Right Band edge_Horizontal_Peak_802.11ac-VHT80_5290MHz



Condition : Horizontal
Project No. : 2501U63859E-RF
Tester : Zenos Qiao
Spectrum setting: Peak reading:RBW:1MHz VBW:3MHz Detector:Peak
Note : 5GWiFi-Band2-AC80-5290

Freq Factor		Read		Limit	Over	Remark
		Level	Level	Line	Limit	
	MHz	dB/m	dBuV	dBuV/m	dBuV/m	dB
1	5350.000	-6.74	65.91	59.17	74.00	-14.83 Peak
2	5350.080	-6.74	68.92	62.18	74.00	-11.82 Peak

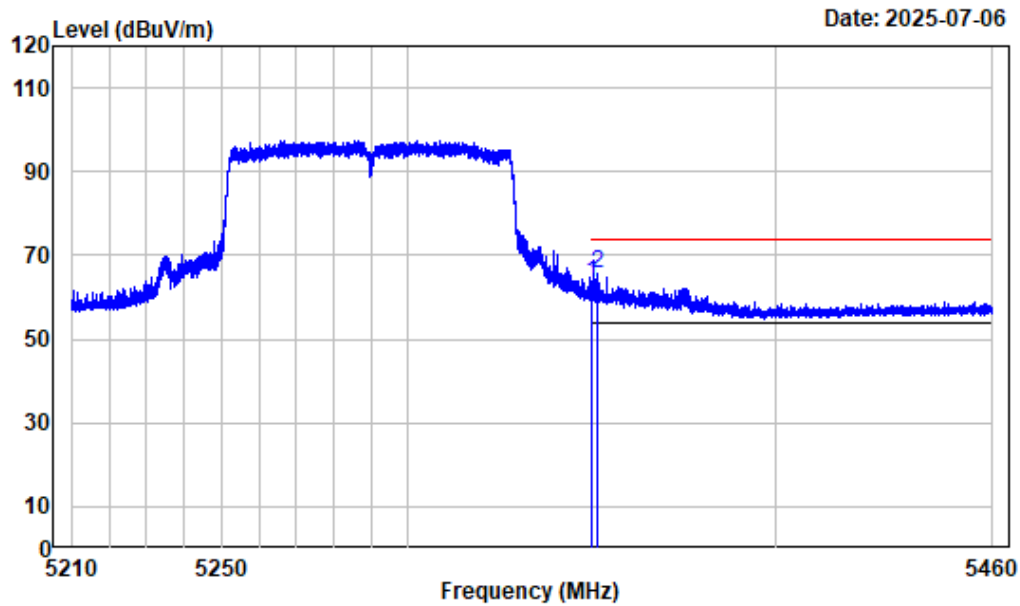
Right Band edge_Horizontal_Average_802.11ac-VHT80_5290MHz



Condition : Horizontal
Project No. : 2501U63859E-RF
Tester : Zenos Qiao
Spectrum setting: Average reading:RBW:1MHz VBW:5kHz Detector:Peak
Note : 5GWiFi-Band2-AC80-5290

Freq Factor		Read Level		Limit	Over	Remark
				Line	Limit	
	MHz	dB/m	dBuV	dBuV/m	dBuV/m	
1	5350.000	-6.74	55.82	49.08	54.00	-4.92 Average
2	5353.331	-6.73	56.69	49.96	54.00	-4.04 Average

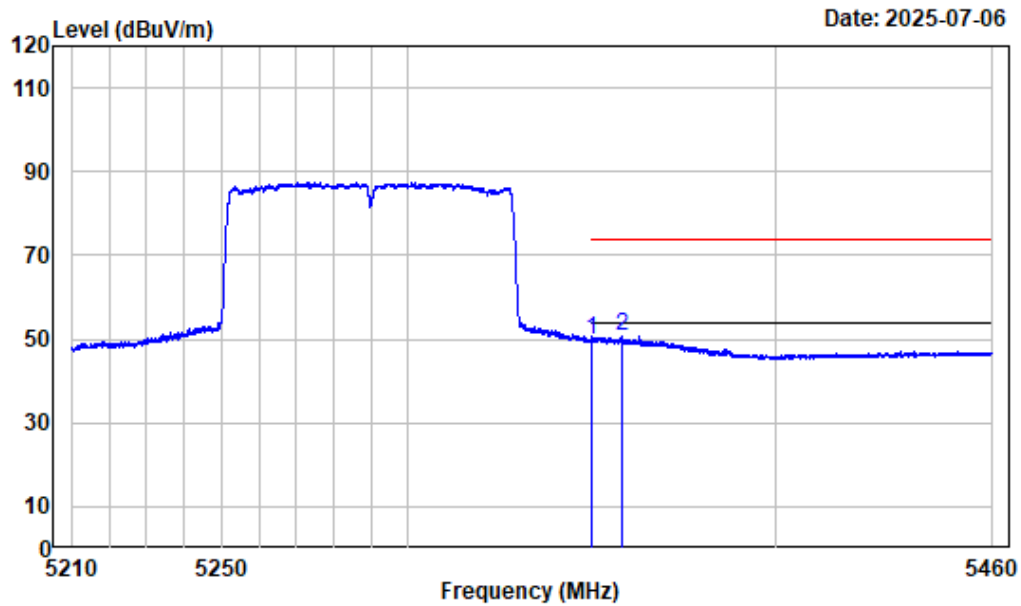
Right Band edge_Vertical_Peak_802.11ac-VHT80_5290MHz



Condition : Vertical
Project No. : 2501U63859E-RF
Tester : Zenos Qiao
Spectrum setting: Peak reading:RBW:1MHz VBW:3MHz Detector:Peak
Note : 5GWiFi-Band2-AC80-5290

Freq Factor		Read		Limit	Over	Remark
		Level	Level	Line	Limit	
	MHz	dB/m	dBuV	dBuV/m	dBuV/m	dB
1	5350.000	-6.74	70.22	63.48	74.00	-10.52 Peak
2	5351.268	-6.74	72.53	65.79	74.00	-8.21 Peak

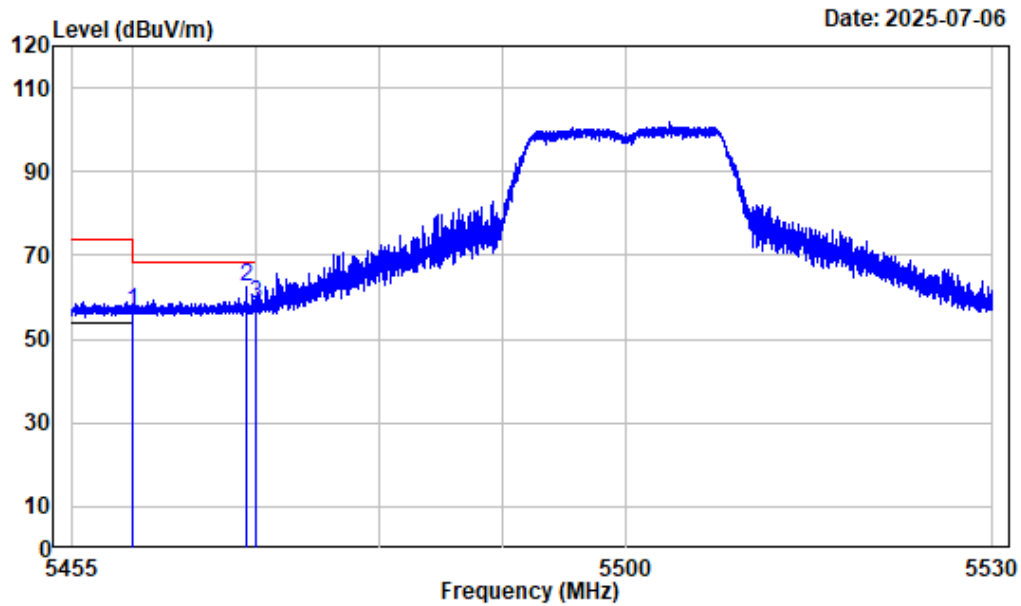
Right Band edge_Vertical_Average_802.11ac-VHT80_5290MHz



Condition : Vertical
Project No. : 2501U63859E-RF
Tester : Zenos Qiao
Spectrum setting: Average reading:RBW:1MHz VBW:5kHz Detector:Peak
Note : 5GWiFi-Band2-AC80-5290

Freq Factor		Read Level		Limit	Over	Remark
MHz	dB/m	dBuV	dBuV/m	dBuV/m	dB	
1	5350.000	-6.74	56.36	49.62	54.00	-4.38 Average
2	5357.831	-6.71	57.30	50.59	54.00	-3.41 Average

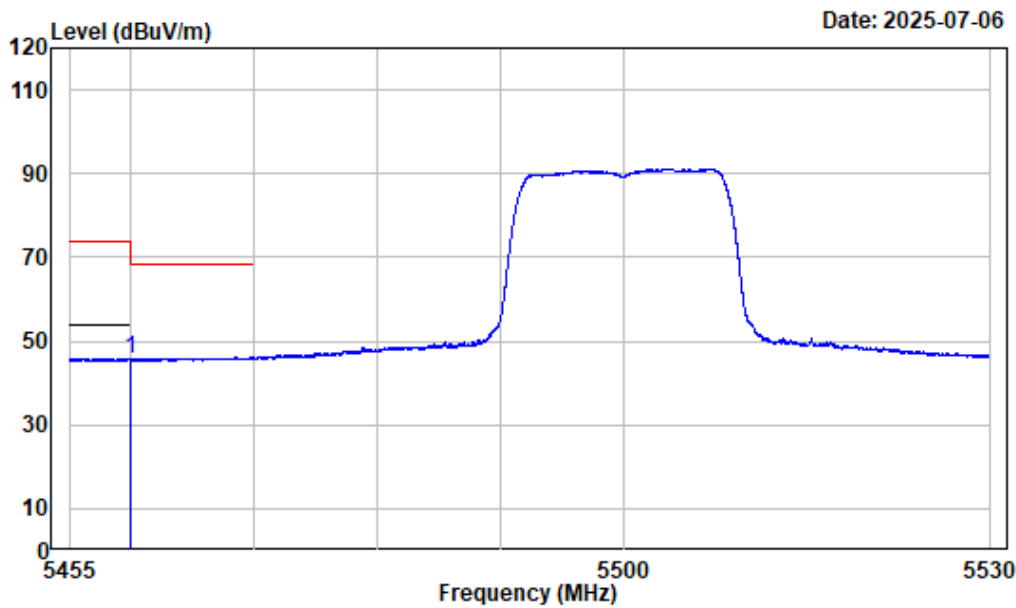
Left Band edge_Horizontal_Peak_802.11a_5500MHz



Condition : Horizontal
Project No. : 2501U63859E-RF
Tester : Zenos Qiao
Spectrum setting: Peak reading:RBW:1MHz VBW:3MHz Detector:Peak
Note : 5GWiFi-Band3-A-5500

Freq Factor		Read		Limit	Over	Remark
MHz	dB/m	Level	Level	Line	Limit	
		dBuV	dBuV/m	dBuV/m	dB	
1	5460.000	-6.29	62.73	56.44	74.00	-17.56 Peak
2	5469.205	-6.26	68.83	62.57	68.20	-5.63 Peak
3	5470.000	-6.26	64.56	58.30	68.20	-9.90 Peak

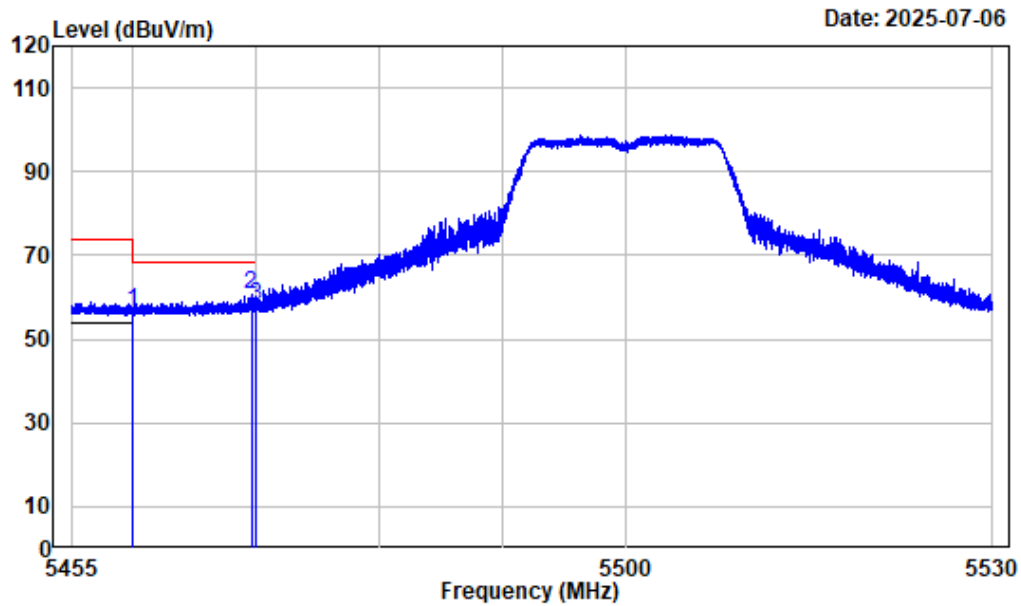
Left Band edge_Horizontal_Average_802.11a_5500MHz



Condition : Horizontal
Project No. : 2501U63859E-RF
Tester : Zenos Qiao
Spectrum setting: Average reading:RBW:1MHz VBW:1kHz Detector:Peak
Note : 5GWiFi-Band3-A-5500

Freq Factor		Read Level		Limit	Over	Remark
MHz	dB/m	dBuV	dBuV/m	dBuV/m	dB	
1	5460.000	-6.29	52.08	45.79	54.00	-8.21 Average

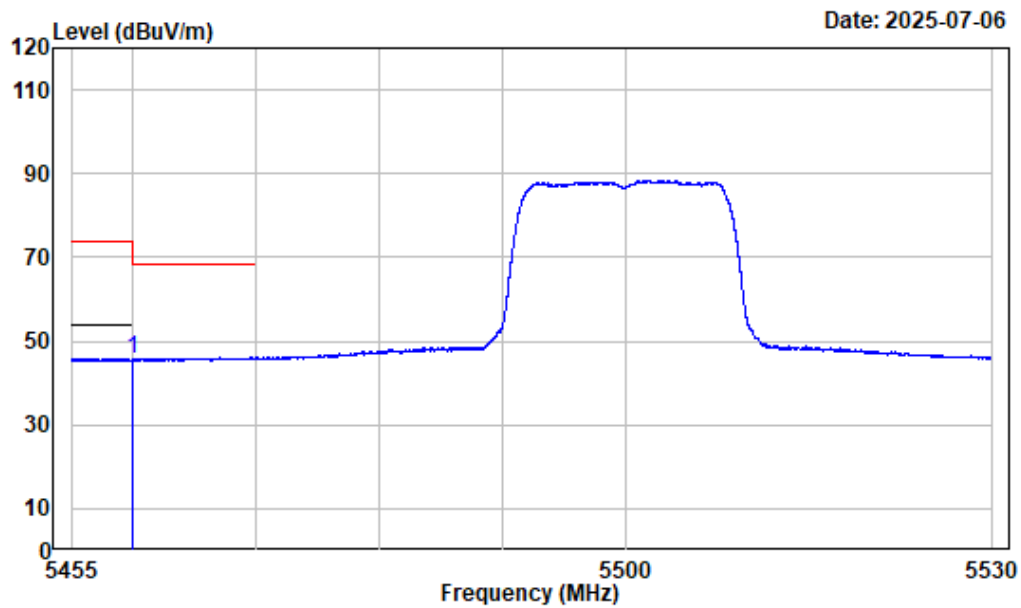
Left Band edge_Vertical_Peak_802.11a_5500MHz



Condition : Vertical
Project No. : 2501U63859E-RF
Tester : Zenos Qiao
Spectrum setting: Peak reading:RBW:1MHz VBW:3MHz Detector:Peak
Note : 5GWiFi-Band3-A-5500

Freq Factor		Read	Limit	Over	Remark
		Level	Level	Line	
MHz	dB/m	dBuV	dBuV/m	dBuV/m	dB
1 5460.000	-6.29	63.03	56.74	74.00	-17.26 Peak
2 5469.561	-6.26	66.97	60.71	68.20	-7.49 Peak
3 5470.000	-6.26	64.11	57.85	68.20	-10.35 Peak

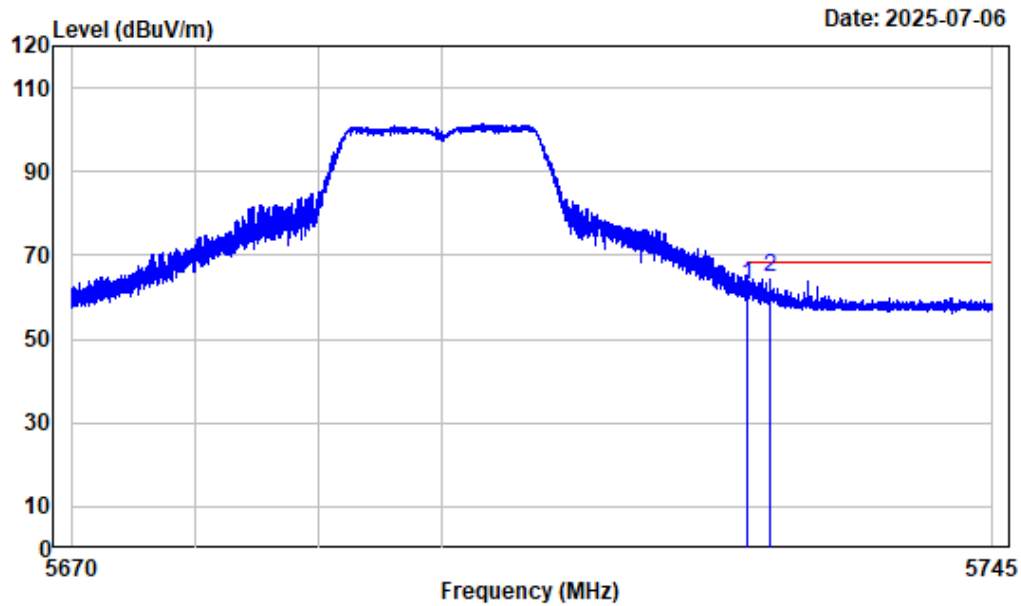
Left Band edge_Vertical_Average_802.11a_5500MHz



Condition : Vertical
Project No. : 2501U63859E-RF
Tester : Zenos Qiao
Spectrum setting: Average reading:RBW:1MHz VBW:1kHz Detector:Peak
Note : 5GWiFi-Band3-A-5500

Freq Factor		Read Level		Limit	Over	Remark
MHz	dB/m	dBuV	dBuV/m	dBuV/m	dB	
1 5460.000	-6.29	51.88	45.59	54.00	-8.41	Average

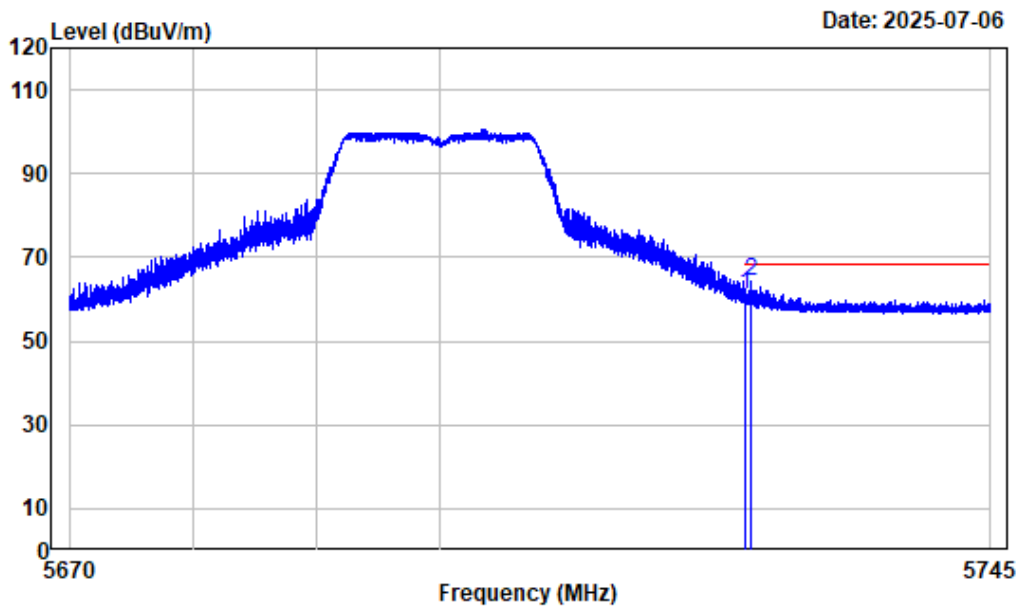
Right Band edge_Horizontal_802.11a_5700MHz



Condition : Horizontal
Project No. : 2501U63859E-RF
Tester : Zenos Qiao
Spectrum setting: Peak reading:RBW:1MHz VBW:3MHz Detector:Peak
Note : 5GWiFi-Band3-A-5700

	Freq Factor		Read		Limit	Over	Remark
	MHz	dB/m	dBuV	dBuV/m	dBuV/m	dB	
1	5725.000	-5.48	68.63	63.15	68.20	-5.05	Peak
2	5726.820	-5.47	70.09	64.62	68.20	-3.58	Peak

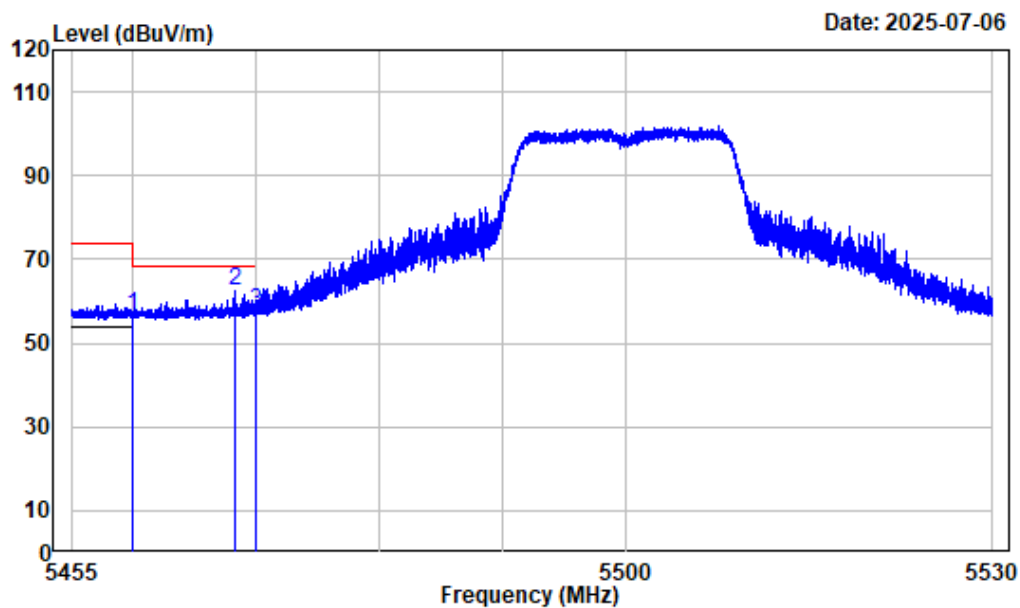
Right Band edge_Vertical_802.11a_5700MHz



Condition : Vertical
Project No. : 2501U63859E-RF
Tester : Zenos Qiao
Spectrum setting: Peak reading:RBW:1MHz VBW:3MHz Detector:Peak
Note : 5GWiFi-Band3-A-5700

Freq Factor		Read Level		Limit	Over	Remark
				Line	Limit	
	MHz	dB/m	dBuV	dBuV/m	dBuV/m	
1	5725.000	-5.48	66.81	61.33	68.20	-6.87 Peak
2	5725.413	-5.48	69.62	64.14	68.20	-4.06 Peak

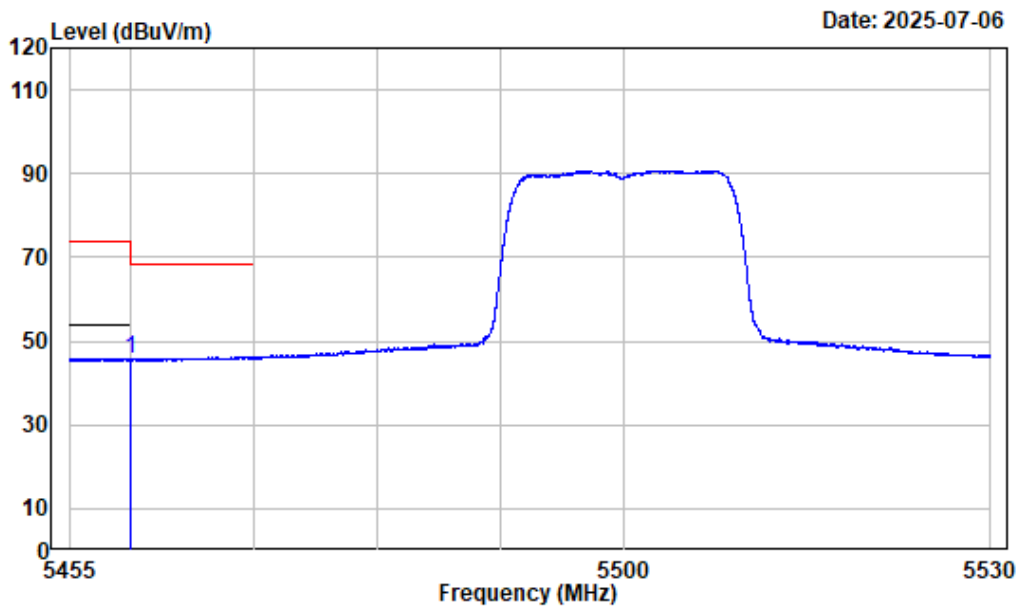
Left Band edge_Horizontal_Peak_802.11ac-VHT20_5500MHz



Condition : Horizontal
Project No. : 2501U63859E-RF
Tester : Zenos Qiao
Spectrum setting: Peak reading:RBW:1MHz VBW:3MHz Detector:Peak
Note : 5GWiFi-Band3-AC20-5500

Freq Factor		Read	Limit	Over	Remark
		Level	Level	Line	
MHz	dB/m	dBuV	dBuV/m	dBuV/m	dB
1 5460.000	-6.29	62.67	56.38	74.00	-17.62 Peak
2 5468.258	-6.26	68.70	62.44	68.20	-5.76 Peak
3 5470.000	-6.26	63.75	57.49	68.20	-10.71 Peak

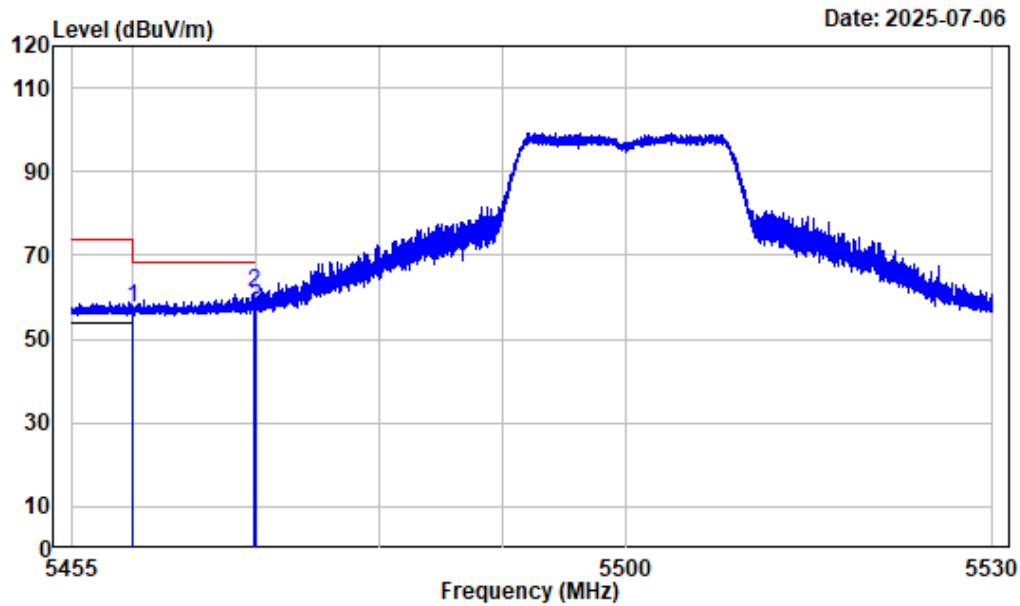
Left Band edge_Horizontal_Average_802.11ac-VHT20_5500MHz



Condition : Horizontal
Project No. : 2501U63859E-RF
Tester : Zenos Qiao
Spectrum setting: Average reading:RBW:1MHz VBW:1kHz Detector:Peak
Note : 5GWiFi-Band3-AC20-5500

Freq Factor		Read Level		Limit Line	Over Limit	Remark
MHz	dB/m	dBuV	dBuV/m	dBuV/m	dB	
1 5460.000	-6.29	51.95	45.66	54.00	-8.34	Average

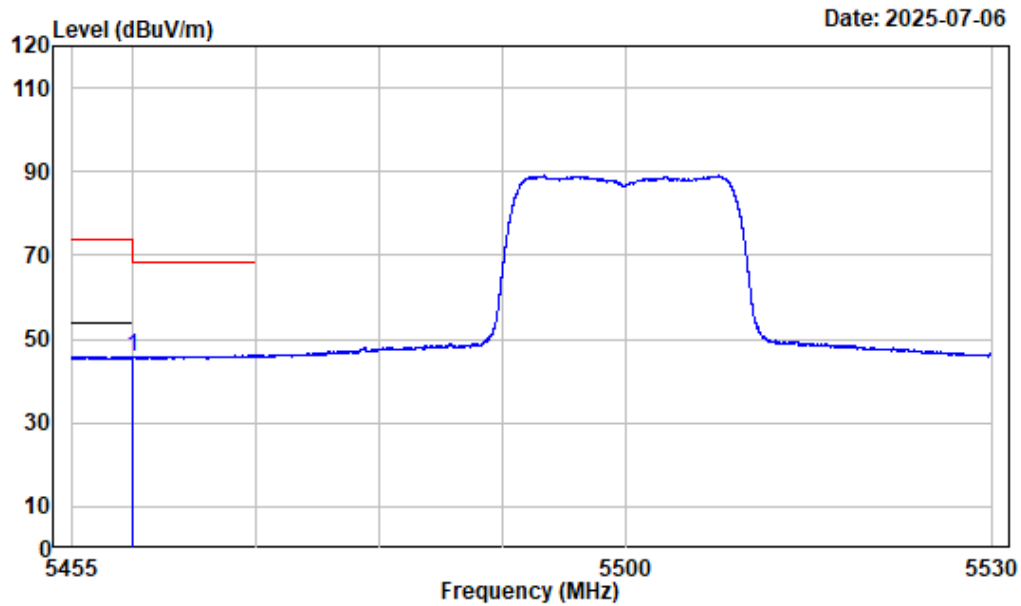
Left Band edge_Vertical_Peak_802.11ac-VHT20_5500MHz



Condition : Vertical
Project No. : 2501U63859E-RF
Tester : Zenos Qiao
Spectrum setting: Peak reading:RBW:1MHz VBW:3MHz Detector:Peak
Note : 5GWiFi-Band3-AC20-5500

	Freq	Factor	Read Level	Level	Limit Line	Over Limit	Remark
	MHz	dB/m	dBuV	dBuV/m	dBuV/m	dB	
1	5460.000	-6.29	63.82	57.53	74.00	-16.47	Peak
2	5469.842	-6.26	67.57	61.31	68.20	-6.89	Peak
3	5470.000	-6.26	63.95	57.69	68.20	-10.51	Peak

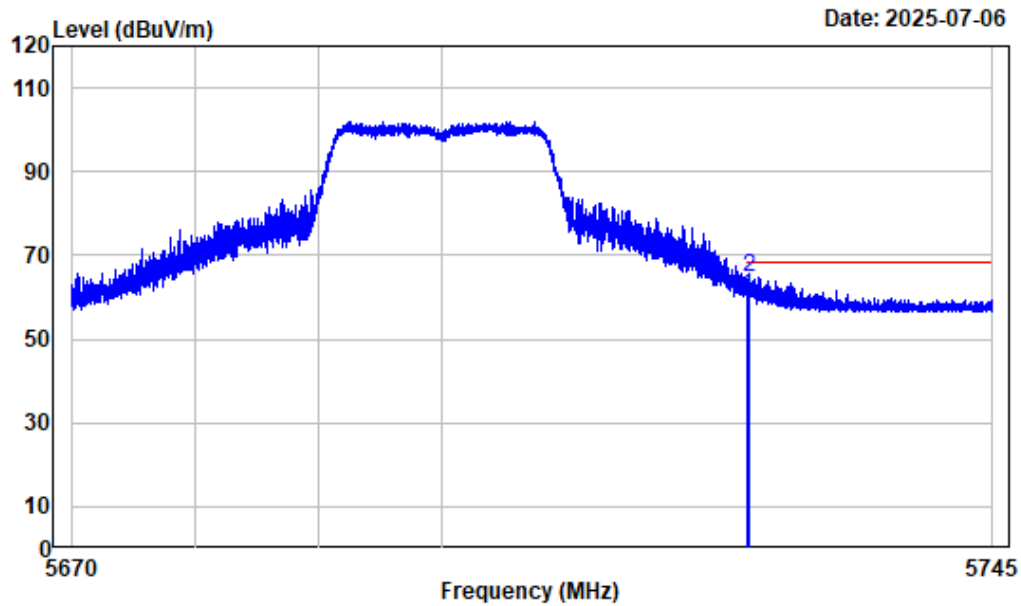
Left Band edge_Vertical_Average_802.11ac-VHT20_5500MHz



Condition : Vertical
Project No. : 2501U63859E-RF
Tester : Zenos Qiao
Spectrum setting: Average reading:RBW:1MHz VBW:1kHz Detector:Peak
Note : 5GWiFi-Band3-AC20-5500

Freq Factor		Read Level		Limit	Over	Remark
MHz	dB/m	dBuV	dBuV/m	dBuV/m	dB	
1	5460.000	-6.29	51.87	45.58	54.00	-8.42 Average

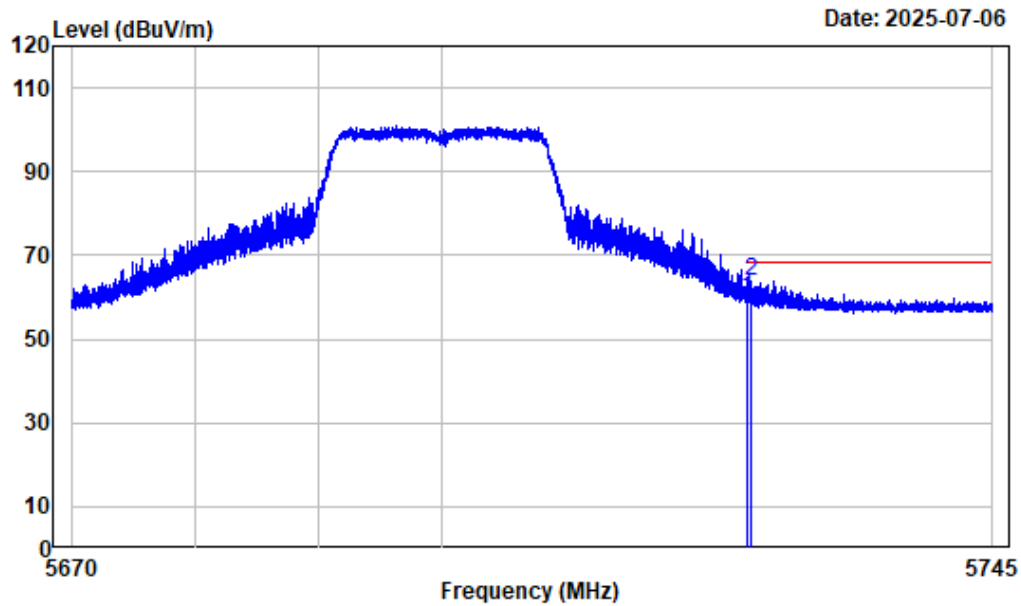
Right Band edge_Horizontal_802.11ac-VHT20_5700MHz



Condition : Horizontal
Project No. : 2501U63859E-RF
Tester : Zenos Qiao
Spectrum setting: Peak reading:RBW:1MHz VBW:3MHz Detector:Peak
Note : 5GWiFi-Band3-AC20-5700

	Freq Factor		Read Level		Limit	Over	Remark
	MHz	dB/m	dBuV	dBuV/m	dBuV/m	dB	
1	5725.000	-5.48	65.86	60.38	68.20	-7.82	Peak
2	5725.038	-5.48	70.30	64.82	68.20	-3.38	Peak

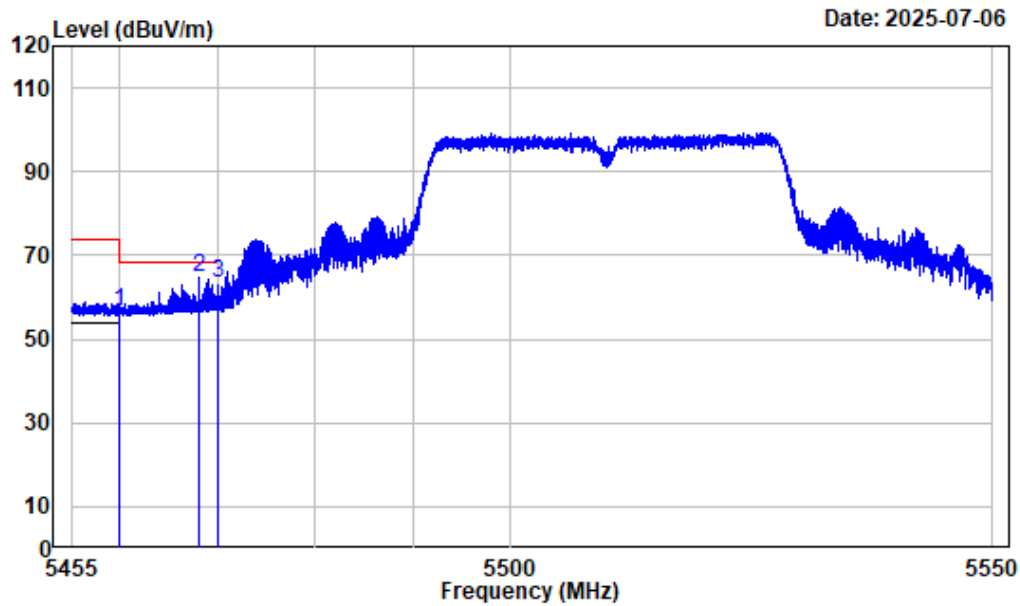
Right Band edge_Vertical_802.11ac-VHT20_5700MHz



Condition : Vertical
Project No. : 2501U63859E-RF
Tester : Zenos Qiao
Spectrum setting: Peak reading:RBW:1MHz VBW:3MHz Detector:Peak
Note : 5GWiFi-Band3-AC20-5700

	Freq Factor		Read		Limit	Over	Remark
	MHz	dB/m	Level	Level	Line	Limit	
	MHz	dB/m	dBuV	dBuV/m	dBuV/m	dB	
1	5725.000	-5.48	65.25	59.77	68.20	-8.43	Peak
2	5725.235	-5.48	69.44	63.96	68.20	-4.24	Peak

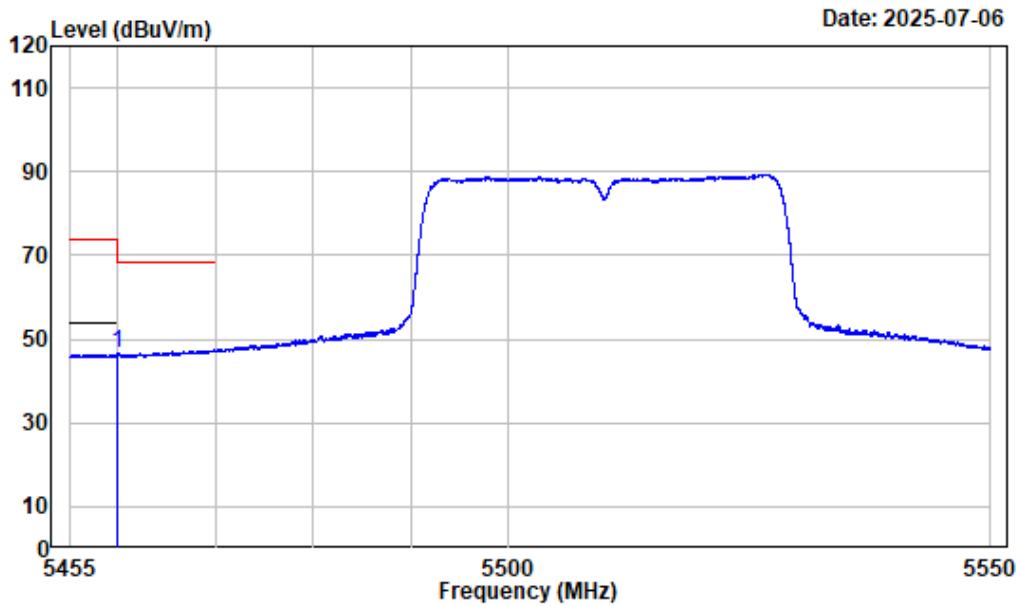
Left Band edge_Horizontal_Peak_802.11ac-VHT40_5510MHz



Condition : Horizontal
Project No. : 2501U63859E-RF
Tester : Zenos Qiao
Spectrum setting: Peak reading:RBW:1MHz VBW:3MHz Detector:Peak
Note : 5GWiFi-Band3-AC40-5510

	Freq	Factor	Read Level	Level	Limit Line	Over Limit	Remark
	MHz	dB/m	dBuV	dBuV/m	dBuV/m	dB	
1	5460.000	-6.29	62.80	56.51	74.00	-17.49	Peak
2	5468.100	-6.26	71.02	64.76	68.20	-3.44	Peak
3	5470.000	-6.26	69.62	63.36	68.20	-4.84	Peak

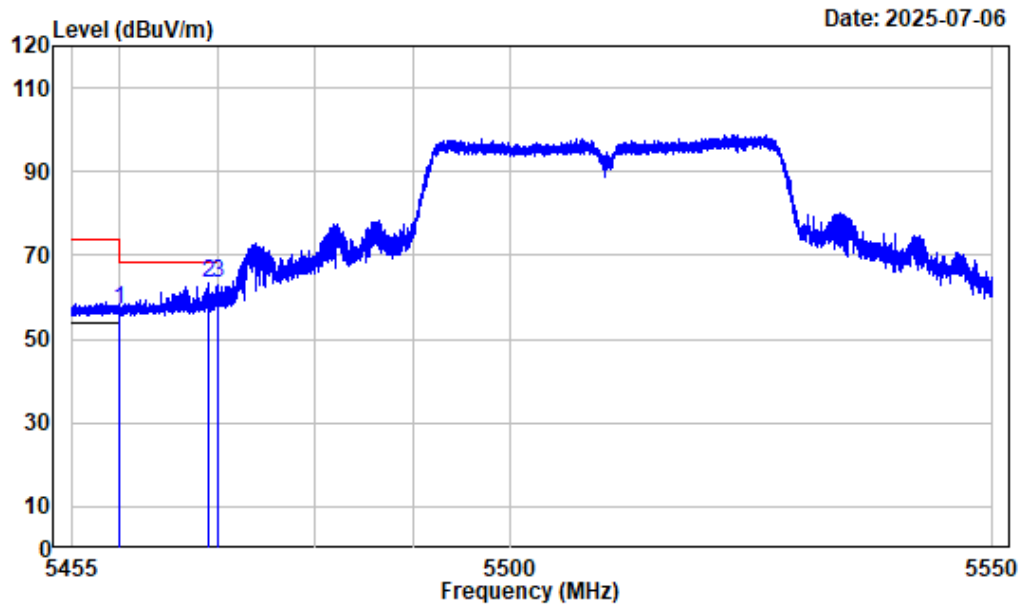
Left Band edge_Horizontal_Average_802.11ac-VHT40_5510MHz



Condition : Horizontal
Project No. : 2501U63859E-RF
Tester : Zenos Qiao
Spectrum setting: Average reading:RBW:1MHz VBW:2kHz Detector:Peak
Note : 5GWiFi-Band3-AC40-5510

Freq Factor		Read	Limit	Over	Remark
		Level	Level	Line	
MHz	dB/m	dBuV	dBuV/m	dBuV/m	dB
1 5460.000	-6.29	52.75	46.46	54.00	-7.54 Average

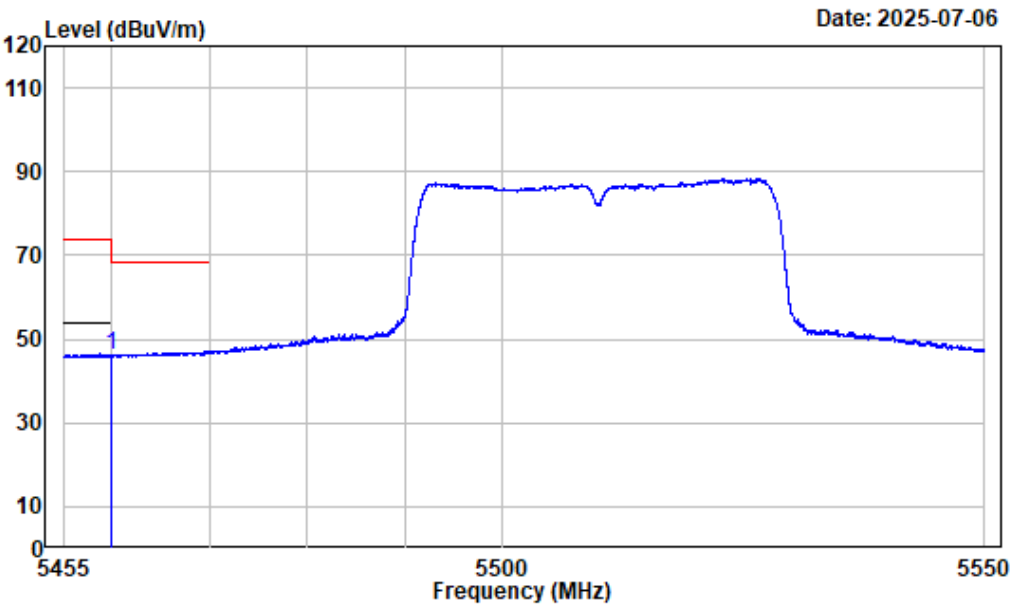
Left Band edge_Vertical_Peak_802.11ac-VHT40_5510MHz



Condition : Vertical
Project No. : 2501U63859E-RF
Tester : Zenos Qiao
Spectrum setting: Peak reading:RBW:1MHz VBW:3MHz Detector:Peak
Note : 5GWiFi-Band3-AC40-5510

Freq Factor		Read	Limit	Over	Remark
		Level	Level	Line	
MHz	dB/m	dBuV	dBuV/m	dBuV/m	dB
1 5460.000	-6.29	63.37	57.08	74.00	-16.92 Peak
2 5469.109	-6.26	69.77	63.51	68.20	-4.69 Peak
3 5470.000	-6.26	69.43	63.17	68.20	-5.03 Peak

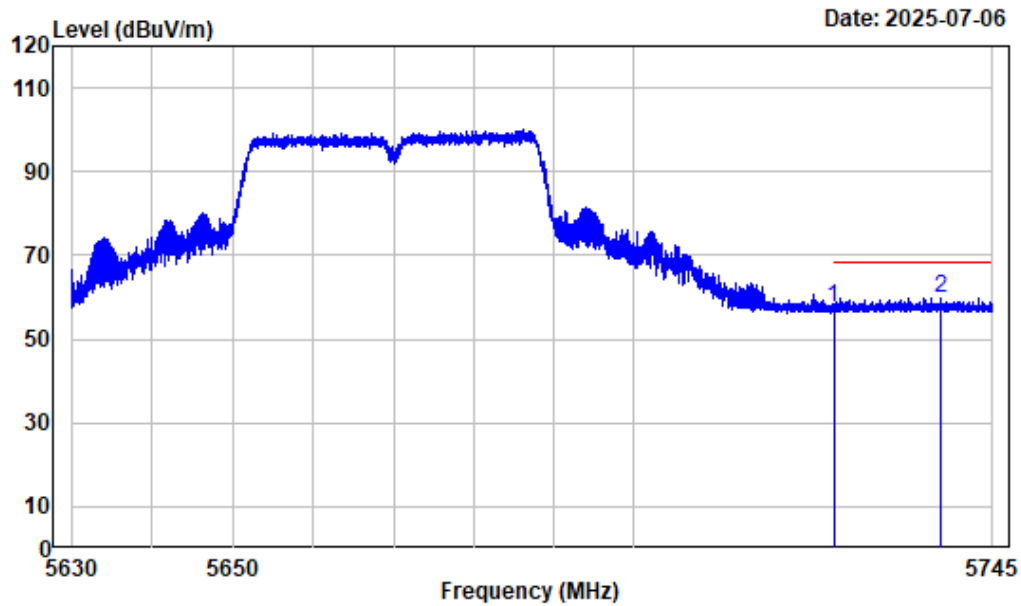
Left Band edge_Vertical_Average_802.11ac-VHT40_5510MHz



Condition : Vertical
Project No. : 2501U63859E-RF
Tester : Zenos Qiao
Spectrum setting: Average reading:RBW:1MHz VBW:2kHz Detector:Peak
Note : 5GWiFi-Band3-AC40-5510

Freq Factor		Read Level		Limit	Over	Remark
MHz	dB/m	dBuV	dBuV/m	dBuV/m	dB	
1 5460.000	-6.29	52.66	46.37	54.00	-7.63	Average

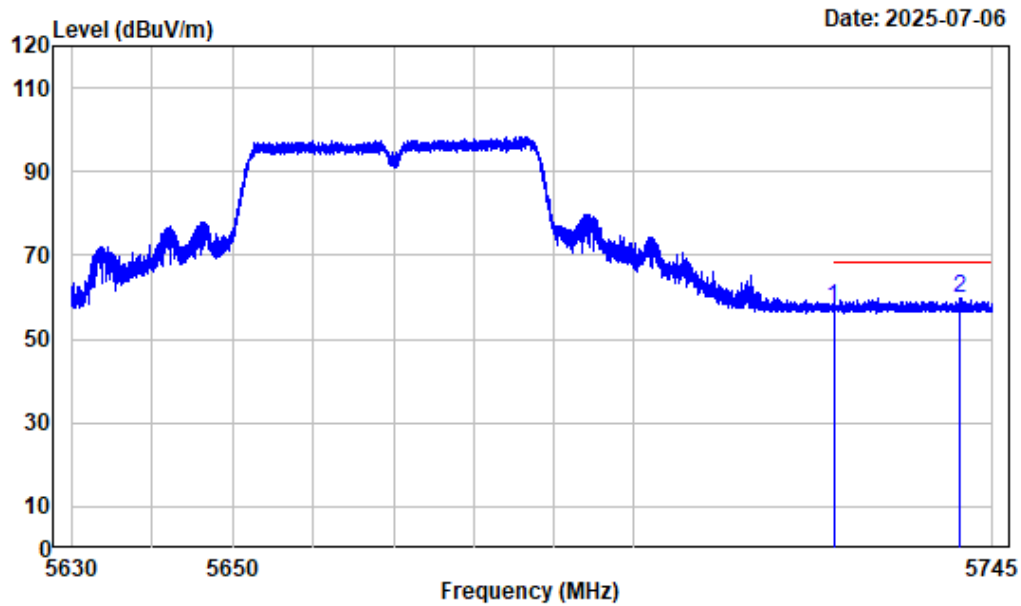
Right Band edge_Horizontal_802.11ac-VHT40_5670MHz



Condition : Horizontal
Project No. : 2501U63859E-RF
Tester : Zenos Qiao
Spectrum setting: Peak reading:RBW:1MHz VBW:3MHz Detector:Peak
Note : 5GWiFi-Band3-AC40-5670

	Freq	Factor	Read Level	Level	Limit Line	Over Limit	Remark
	MHz	dB/m	dBuV	dBuV/m	dBuV/m	dB	
1	5725.000	-5.48	62.97	57.49	68.20	-10.71	Peak
2	5738.387	-5.36	65.31	59.95	68.20	-8.25	Peak

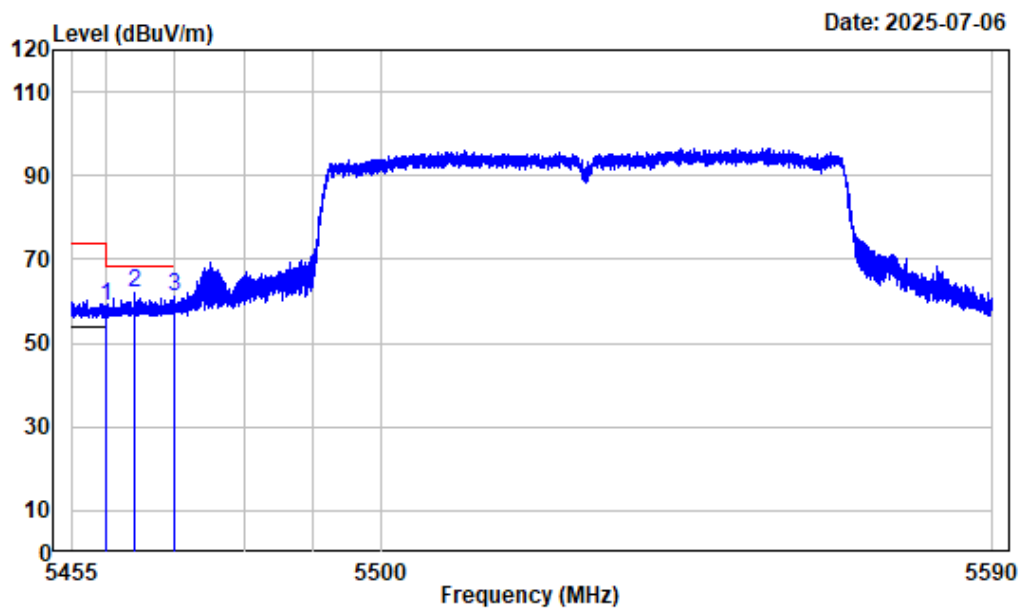
Right Band edge_Vertical_802.11ac-VHT40_5670MHz



Condition : Vertical
Project No. : 2501U63859E-RF
Tester : Zenos Qiao
Spectrum setting: Peak reading:RBW:1MHz VBW:3MHz Detector:Peak
Note : 5GWiFi-Band3-AC40-5670

Freq Factor		Read	Limit	Over	Remark
		Level	Level	Line	
MHz	dB/m	dBuV	dBuV/m	dBuV/m	dB
1 5725.000	-5.48	62.97	57.49	68.20	-10.71 Peak
2 5740.946	-5.34	65.11	59.77	68.20	-8.43 Peak

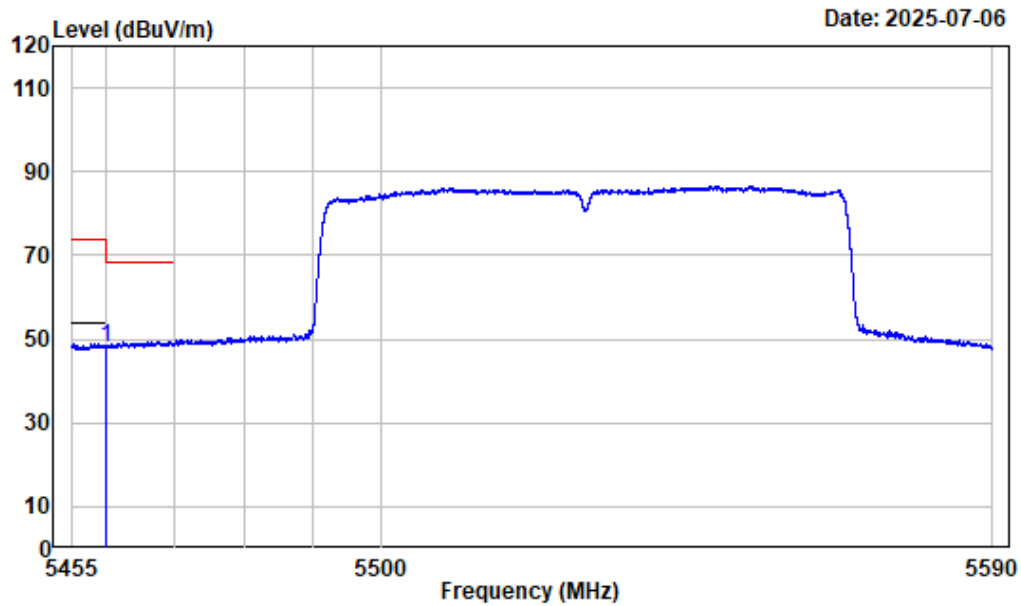
Left Band edge_Horizontal_Peak_802.11ac-VHT80_5530MHz



Condition : Horizontal
Project No. : 2501U63859E-RF
Tester : Zenos Qiao
Spectrum setting: Peak reading:RBW:1MHz VBW:3MHz Detector:Peak
Note : 5GWiFi-Band3-AC80-5530

Freq Factor		Read	Limit	Over	Remark
		Level	Level	Line	
MHz	dB/m	dBuV	dBuV/m	dBuV/m	dB
1 5460.000	-6.29	65.21	58.92	74.00	-15.08 Peak
2 5464.130	-6.28	68.16	61.88	68.20	-6.32 Peak
3 5470.000	-6.26	67.23	60.97	68.20	-7.23 Peak

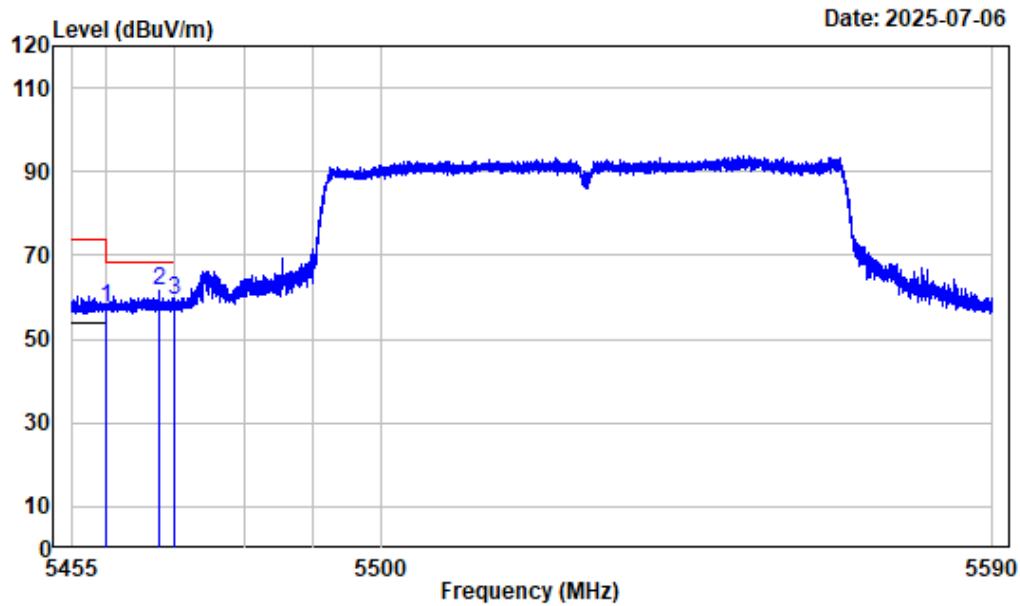
Left Band edge_Horizontal_Average_802.11ac-VHT80_5530MHz



Condition : Horizontal
Project No. : 2501U63859E-RF
Tester : Zenos Qiao
Spectrum setting: Average reading:RBW:1MHz VBW:5kHz Detector:Peak
Note : 5GWiFi-Band3-AC80-5530

	Freq	Factor	Read Level	Level	Limit Line	Over Limit	Remark
	MHz	dB/m	dBuV	dBuV/m	dBuV/m	dB	
1	5460.000	-6.29	54.21	47.92	54.00	-6.08	Average

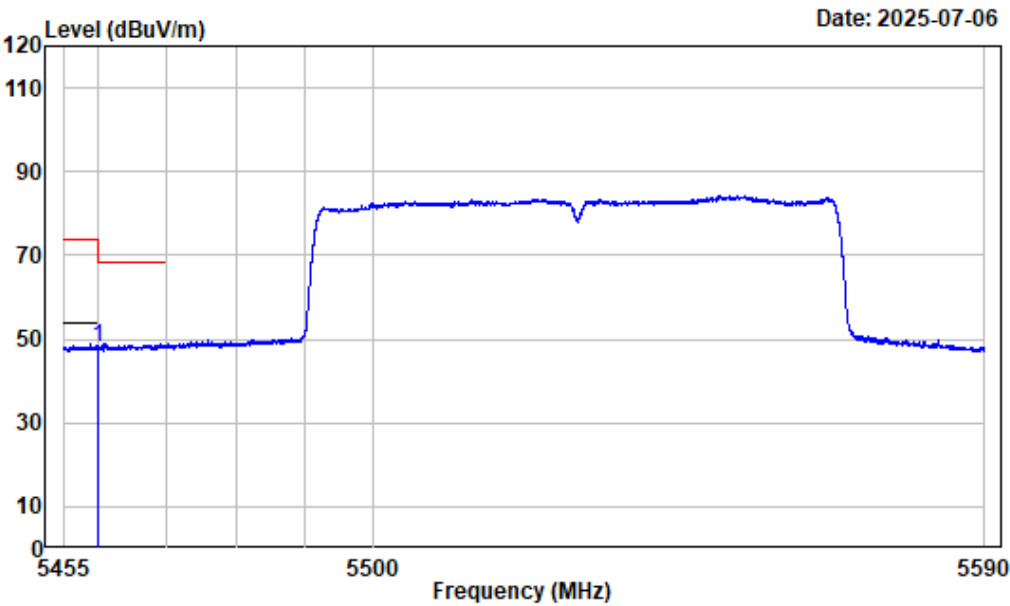
Left Band edge_Vertical_Peak_802.11ac-VHT80_5530MHz



Condition : Vertical
Project No. : 2501U63859E-RF
Tester : Zenos Qiao
Spectrum setting: Peak reading:RBW:1MHz VBW:3MHz Detector:Peak
Note : 5GWiFi-Band3-AC80-5530

Freq Factor		Read	Limit	Over	Remark
		Level	Level	Line	
MHz	dB/m	dBuV	dBuV/m	dBuV/m	dB
1 5460.000	-6.29	63.73	57.44	74.00	-16.56 Peak
2 5467.708	-6.26	67.78	61.52	68.20	-6.68 Peak
3 5470.000	-6.26	65.58	59.32	68.20	-8.88 Peak

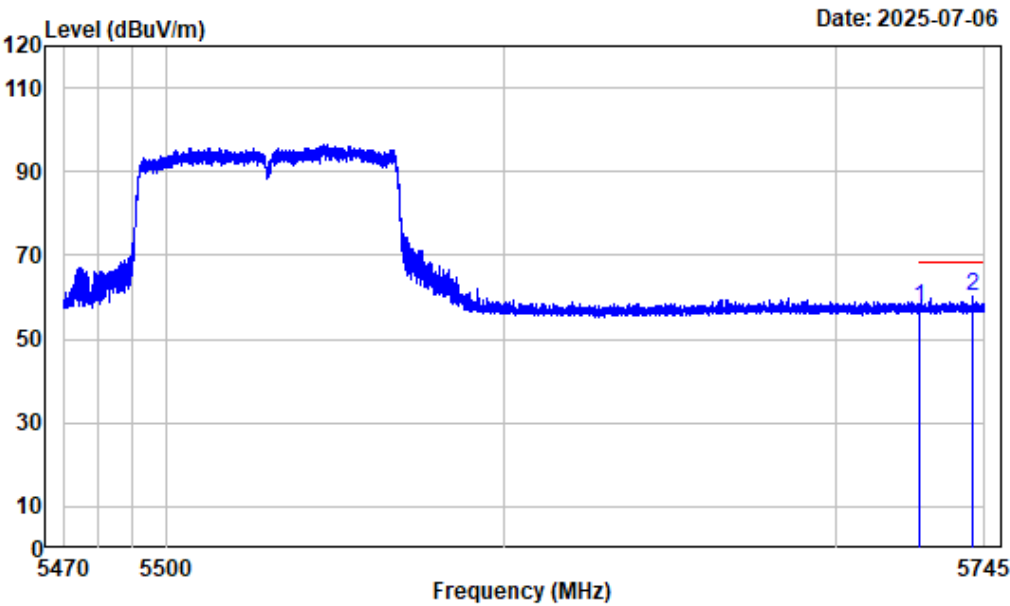
Left Band edge_Vertical_Average_802.11ac-VHT80_5530MHz



Condition : Vertical
Project No. : 2501U63859E-RF
Tester : Zenos Qiao
Spectrum setting: Average reading:RBW:1MHz VBW:5kHz Detector:Peak
Note : 5GWiFi-Band3-AC80-5530

Freq Factor		Read Level	Level	Limit Line	Over Limit	Remark
MHz	dB/m	dBuV	dBuV/m	dBuV/m	dB	
1 5460.000	-6.29	54.08	47.79	54.00	-6.21	Average

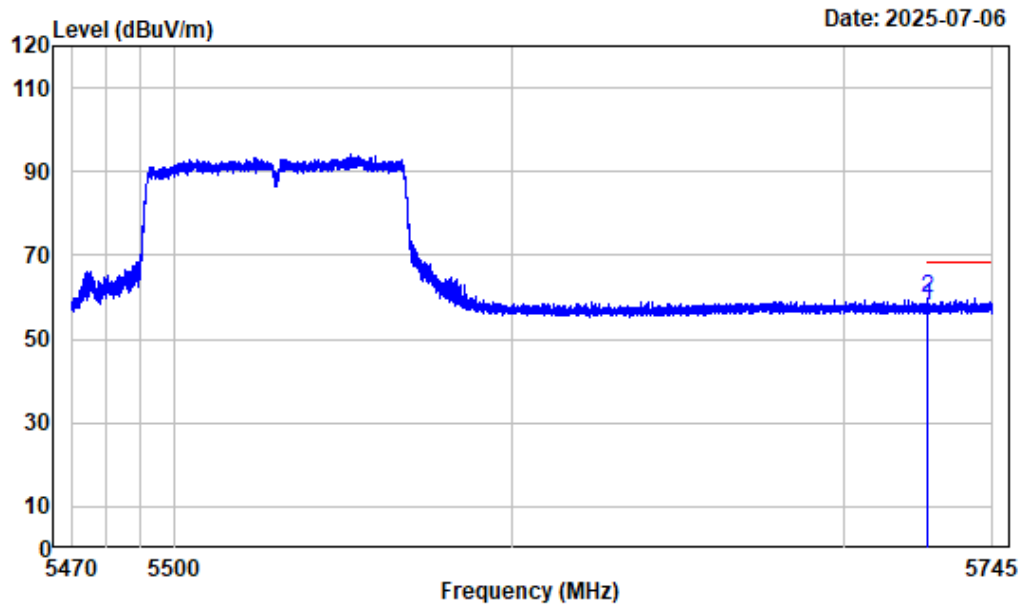
Right Band edge_Horizontal_802.11ac-VHT80_5530MHz



Condition : Horizontal
Project No. : 2501U63859E-RF
Tester : Zenos Qiao
Spectrum setting: Peak reading:RBW:1MHz VBW:3MHz Detector:Peak
Note : 5GWiFi-Band3-AC80-5530

	Freq	Factor	Read Level	Level	Limit Line	Over Limit	Remark
	MHz	dB/m	dBuV	dBuV/m	dBuV/m	dB	
1	5725.000	-5.48	62.98	57.50	68.20	-10.70	Peak
2	5741.459	-5.34	65.70	60.36	68.20	-7.84	Peak

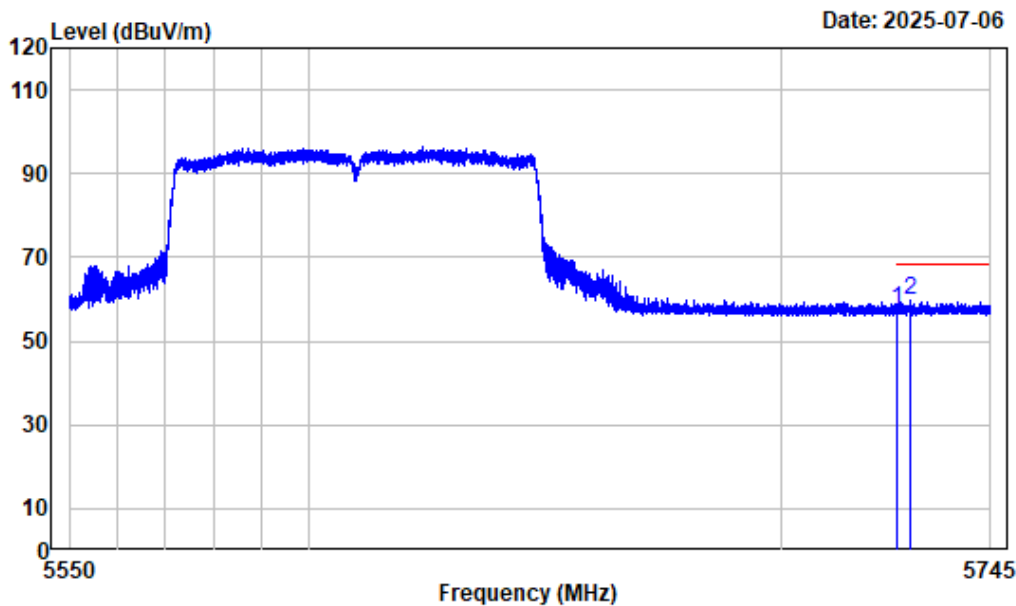
Right Band edge_Vertical_802.11ac-VHT80_5530MHz



Condition : Vertical
Project No. : 2501U63859E-RF
Tester : Zenos Qiao
Spectrum setting: Peak reading:RBW:1MHz VBW:3MHz Detector:Peak
Note : 5GWiFi-Band3-AC80-5530

Freq Factor		Read	Limit	Over	Remark
		Level	Level	Line	
MHz	dB/m	dBuV	dBuV/m	dBuV/m	dB
1 5725.000	-5.48	63.45	57.97	68.20	-10.23 Peak
2 5725.404	-5.48	65.17	59.69	68.20	-8.51 Peak

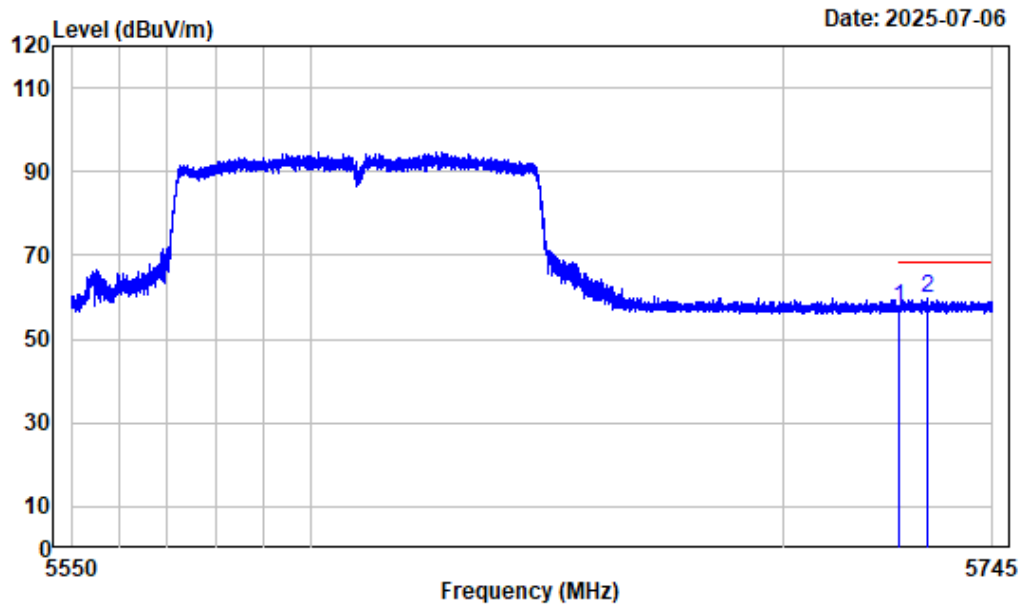
Right Band edge_Horizontal_802.11ac-VHT80_5610MHz



Condition : Horizontal
Project No. : 2501U63859E-RF
Tester : Zenos Qiao
Spectrum setting: Peak reading:RBW:1MHz VBW:3MHz Detector:Peak
Note : 5GWiFi-Band3-AC80-5610

	Freq	Factor	Read Level	Level	Limit Line	Over Limit	Remark
	MHz	dB/m	dBuV	dBuV/m	dBuV/m	dB	
1	5725.000	-5.48	62.85	57.37	68.20	-10.83	Peak
2	5727.911	-5.46	65.10	59.64	68.20	-8.56	Peak

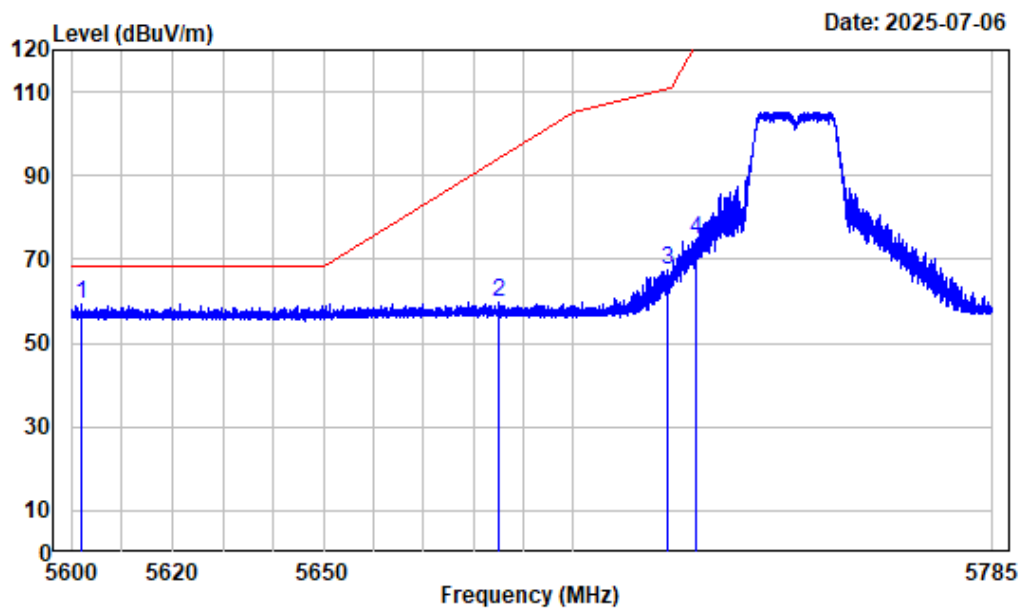
Right Band edge_Vertical_802.11ac-VHT80_5610MHz



Condition : Vertical
Project No. : 2501U63859E-RF
Tester : Zenos Qiao
Spectrum setting: Peak reading:RBW:1MHz VBW:3MHz Detector:Peak
Note : 5GWiFi-Band3-AC80-5610

	Freq Factor		Read		Limit	Over	Remark
	MHz	dB/m	dBuV	dBuV/m	Line	Limit	
1	5725.000	-5.48	62.98	57.50	68.20	-10.70	Peak
2	5731.104	-5.43	65.21	59.78	68.20	-8.42	Peak

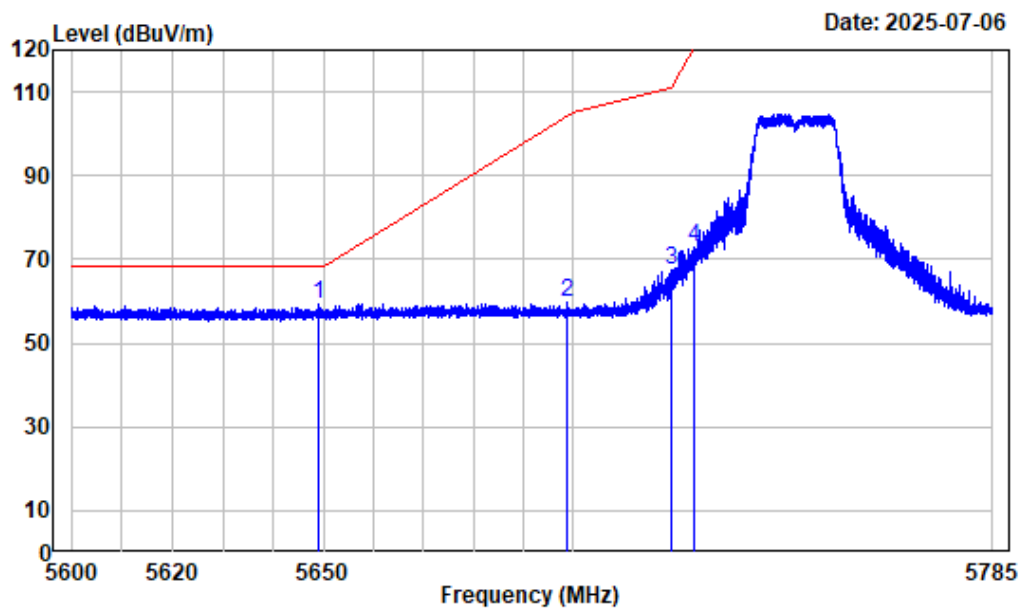
Left Band edge_Horizontal_802.11a_5745MHz



Condition : Horizontal
Project No. : 2501U63859E-RF
Tester : Zenos Qiao
Spectrum setting: Peak reading:RBW:1MHz VBW:3MHz Detector:Peak
Note : 5GWiFi-Band4-A-5745

Freq Factor		Read	Limit	Over	Remark
		Level	Level	Line	
MHz	dB/m	dBuV	dBuV/m	dBuV/m	dB
1 5602.104	-6.20	65.54	59.34	68.20	-8.86 Peak
2 5684.949	-5.75	65.48	59.73	94.10	-34.37 Peak
3 5719.085	-5.54	72.82	67.28	110.54	-43.26 Peak
4 5724.914	-5.49	80.34	74.85	122.00	-47.15 Peak

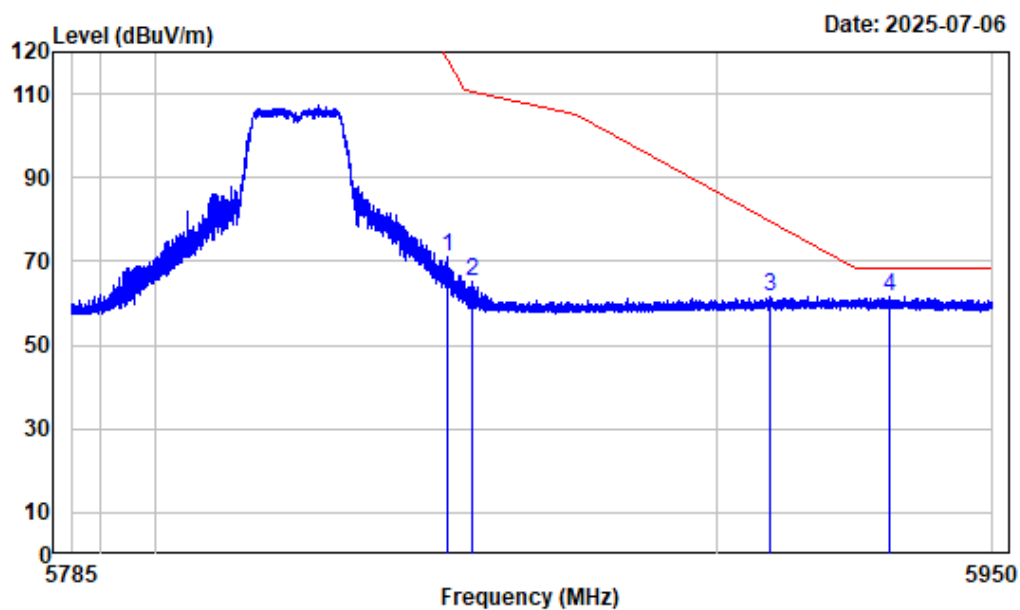
Left Band edge_Vertical_802.11a_5745MHz



Condition : Vertical
Project No. : 2501U63859E-RF
Tester : Zenos Qiao
Spectrum setting: Peak reading:RBW:1MHz VBW:3MHz Detector:Peak
Note : 5GWiFi-Band4-A-5745

Freq Factor		Read	Limit	Over	Remark
		Level	Level	Line	
MHz	dB/m	dBuV	dBuV/m	dBuV/m	dB
1 5649.077	-5.87	65.20	59.33	68.20	-8.87 Peak
2 5698.710	-5.73	65.68	59.95	104.25	-44.30 Peak
3 5719.826	-5.54	73.22	67.68	110.75	-43.07 Peak
4 5724.243	-5.49	78.55	73.06	120.48	-47.42 Peak

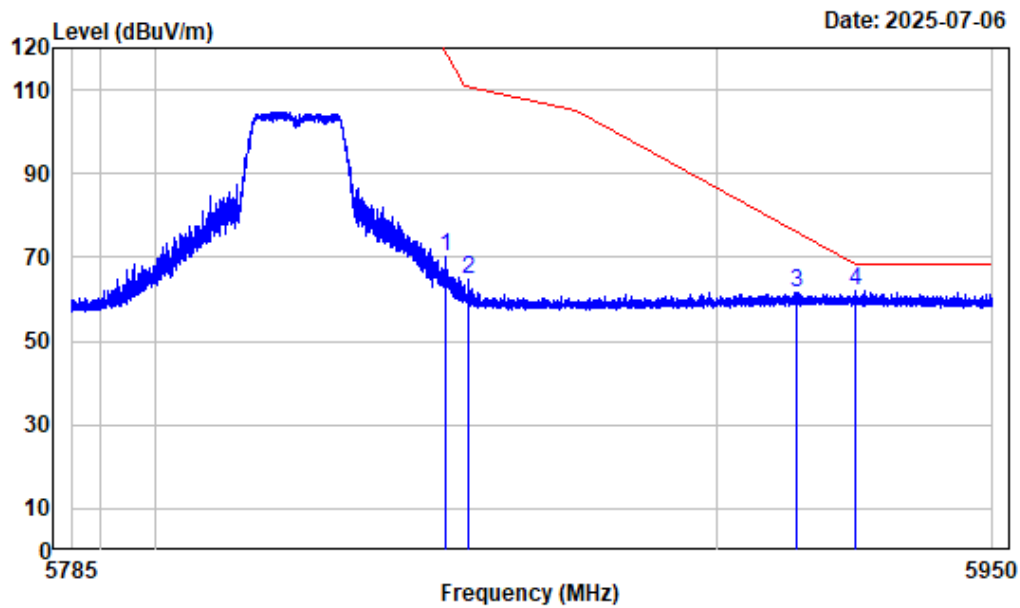
Right Band edge_Horizontal_802.11a_5825MHz



Condition : Horizontal
Project No. : 2501U63859E-RF
Tester : Zenos Qiao
Spectrum setting: Peak reading:RBW:1MHz VBW:3MHz Detector:Peak
Note : 5GWiFi-Band4-A-5825

Freq Factor		Read	Limit	Over	Remark
		Level	Level	Line	
MHz	dB/m	dBuV	dBuV/m	dBuV/m	dB
1 5851.730	-4.66	75.80	71.14	118.25	-47.11 Peak
2 5856.289	-4.65	70.00	65.35	110.44	-45.09 Peak
3 5909.879	-4.45	65.96	61.51	79.36	-17.85 Peak
4 5931.229	-4.44	66.13	61.69	68.20	-6.51 Peak

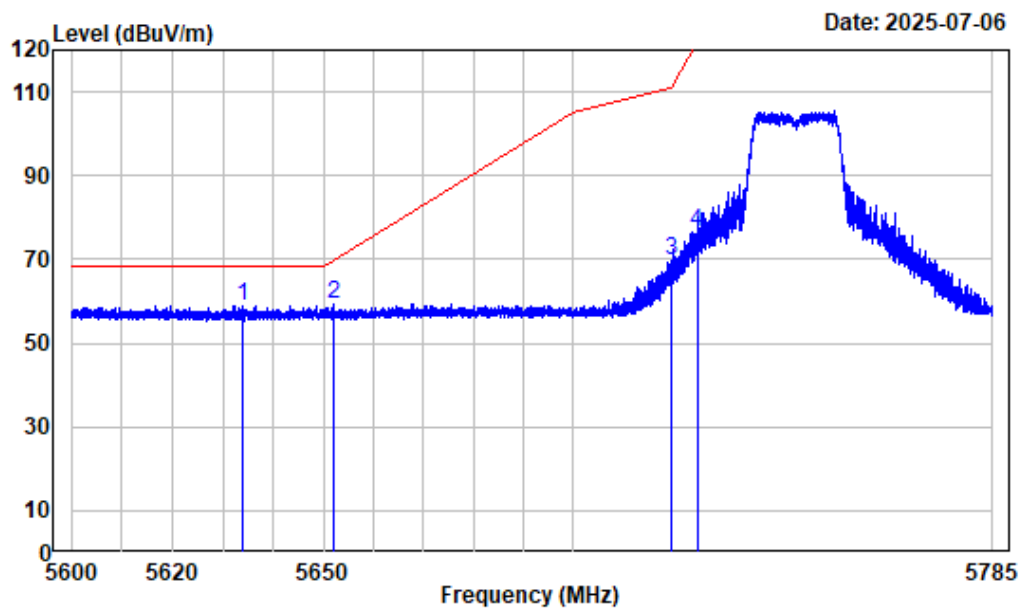
Right Band edge_Vertical_802.11a_5825MHz



Condition : Vertical
Project No. : 2501U63859E-RF
Tester : Zenos Qiao
Spectrum setting: Peak reading:RBW:1MHz VBW:3MHz Detector:Peak
Note : 5GWiFi-Band4-A-5825

Freq Factor		Read	Limit	Over	Remark
		Level	Level	Line	
MHz	dB/m	dBuV	dBuV/m	dBuV/m	dB
1 5851.483	-4.66	74.78	70.12	118.82	-48.70 Peak
2 5855.546	-4.66	69.26	64.60	110.65	-46.05 Peak
3 5914.417	-4.46	66.16	61.70	76.00	-14.30 Peak
4 5925.041	-4.45	66.41	61.96	68.20	-6.24 Peak

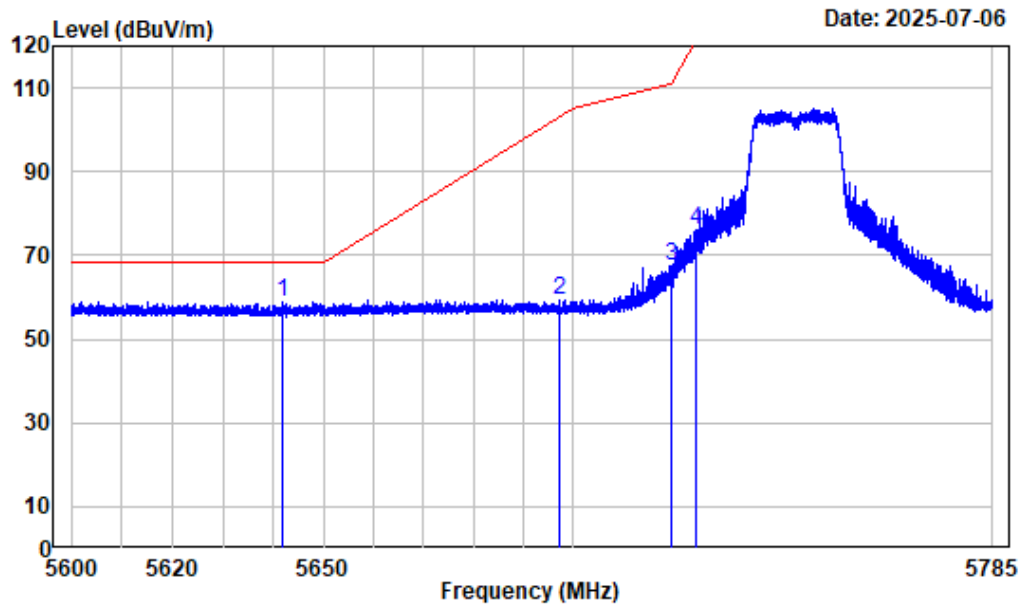
Left Band edge_Horizontal_802.11ac-VHT20_5745MHz



Condition : Horizontal
Project No. : 2501U63859E-RF
Tester : Zenos Qiao
Spectrum setting: Peak reading:RBW:1MHz VBW:3MHz Detector:Peak
Note : 5GWiFi-Band4-AC20-5745

	Freq	Factor	Read Level	Level	Limit Line	Over Limit	Remark
	MHz	dB/m	dBuV	dBuV/m	dBuV/m	dB	
1	5633.882	-5.98	65.00	59.02	68.20	-9.18	Peak
2	5652.038	-5.85	65.36	59.51	69.71	-10.20	Peak
3	5719.756	-5.54	75.36	69.82	110.73	-40.91	Peak
4	5724.996	-5.49	82.02	76.53	122.19	-45.66	Peak

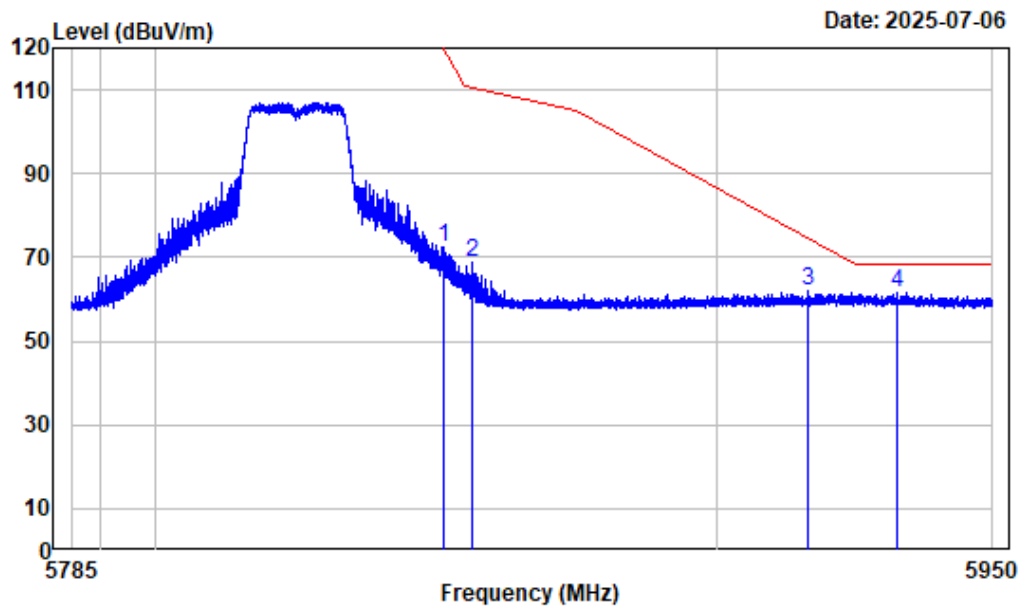
Left Band edge_Vertical_802.11ac-VHT20_5745MHz



Condition : Vertical
Project No. : 2501U63859E-RF
Tester : Zenos Qiao
Spectrum setting: Peak reading:RBW:1MHz VBW:3MHz Detector:Peak
Note : 5GWiFi-Band4-AC20-5745

Freq Factor		Read	Limit	Over	Remark
		Level	Level	Line	
MHz	dB/m	dBuV	dBuV/m	dBuV/m	dB
1 5641.908	-5.91	64.94	59.03	68.20	-9.17 Peak
2 5697.276	-5.72	65.25	59.53	103.19	-43.66 Peak
3 5719.987	-5.53	72.85	67.32	110.80	-43.48 Peak
4 5724.775	-5.49	81.46	75.97	121.69	-45.72 Peak

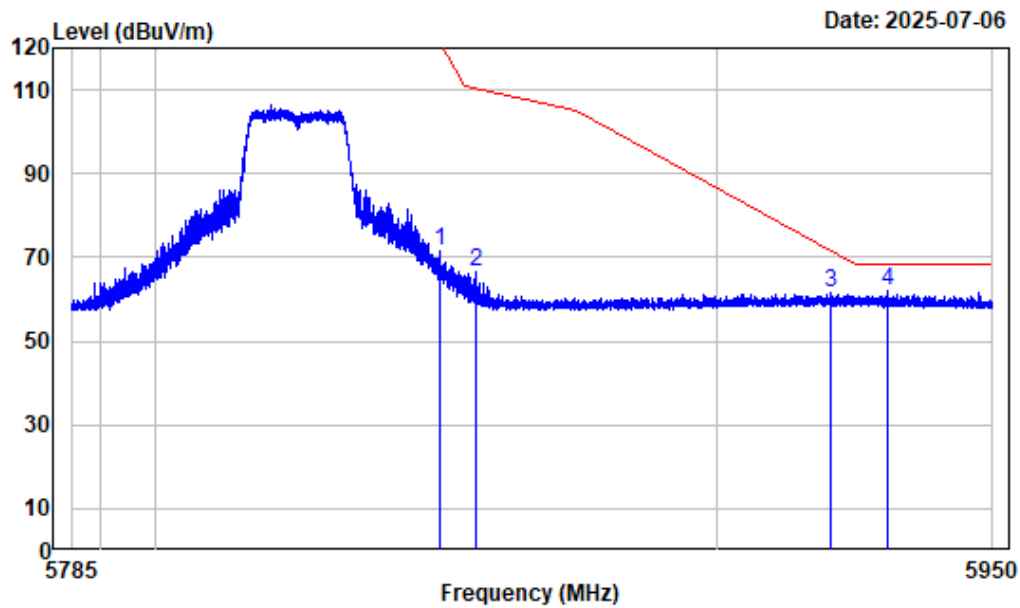
Right Band edge_Horizontal_802.11ac-VHT20_5825MHz



Condition : Horizontal
Project No. : 2501U63859E-RF
Tester : Zenos Qiao
Spectrum setting: Peak reading:RBW:1MHz VBW:3MHz Detector:Peak
Note : 5GWiFi-Band4-AC20-5825

Freq Factor		Read	Limit	Over	Remark
		Level	Level	Line	
MHz	dB/m	dBuV	dBuV/m	dBuV/m	dB
1 5851.153	-4.68	77.35	72.67	119.57	-46.90 Peak
2 5856.351	-4.65	73.43	68.78	110.42	-41.64 Peak
3 5916.542	-4.46	66.35	61.89	74.44	-12.55 Peak
4 5932.570	-4.45	65.94	61.49	68.20	-6.71 Peak

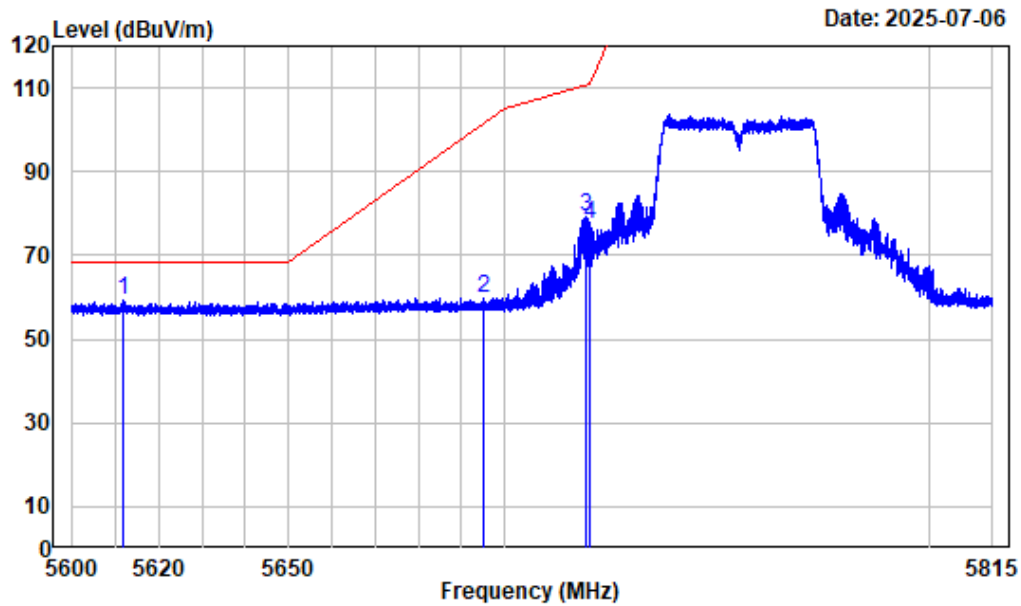
Right Band edge_Vertical_802.11ac-VHT20_5825MHz



Condition : Vertical
Project No. : 2501U63859E-RF
Tester : Zenos Qiao
Spectrum setting: Peak reading:RBW:1MHz VBW:3MHz Detector:Peak
Note : 5GWiFi-Band4-AC20-5825

	Freq	Factor	Read Level	Level	Limit Line	Over Limit	Remark
	MHz	dB/m	dBuV	dBuV/m	dBuV/m	dB	
1	5850.451	-4.68	76.20	71.52	121.17	-49.65	Peak
2	5856.949	-4.65	71.01	66.36	110.25	-43.89	Peak
3	5920.709	-4.45	65.90	61.45	71.36	-9.91	Peak
4	5931.105	-4.45	66.27	61.82	68.20	-6.38	Peak

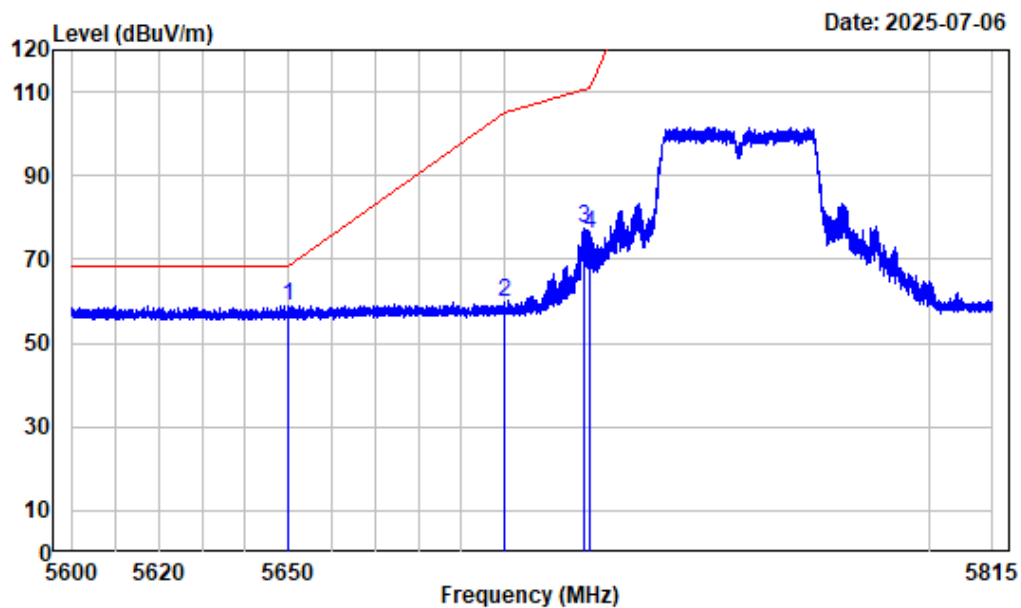
Left Band edge_Horizontal_802.11ac-VHT40_5755MHz



Condition : Horizontal
Project No. : 2501U63859E-RF
Tester : Zenos Qiao
Spectrum setting: Peak reading:RBW:1MHz VBW:3MHz Detector:Peak
Note : 5GWiFi-Band4-AC40-5755

	Freq	Factor	Read Level	Level	Limit Line	Over Limit	Remark
	MHz	dB/m	dBuV	dBuV/m	dBuV/m	dB	
1	5611.719	-6.14	65.26	59.12	68.20	-9.08	Peak
2	5695.391	-5.73	65.64	59.91	101.80	-41.89	Peak
3	5719.044	-5.54	84.57	79.03	110.53	-31.50	Peak
4	5720.092	-5.53	82.84	77.31	111.01	-33.70	Peak

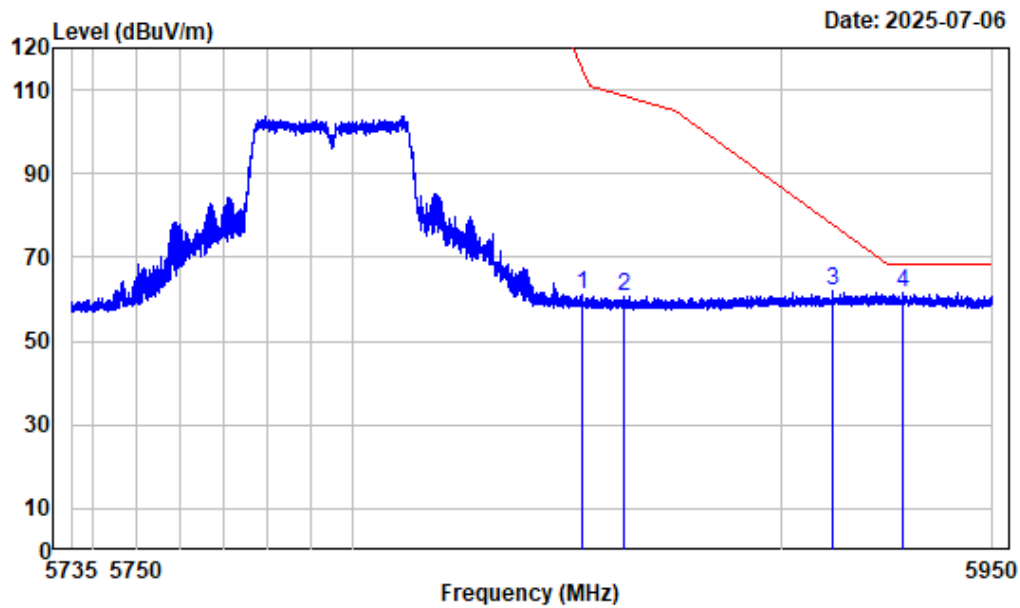
Left Band edge_Vertical_802.11ac-VHT40_5755MHz



Condition : Vertical
Project No. : 2501U63859E-RF
Tester : Zenos Qiao
Spectrum setting: Peak reading:RBW:1MHz VBW:3MHz Detector:Peak
Note : 5GWiFi-Band4-AC40-5755

	Freq	Factor	Read Level	Level	Limit Line	Over Limit	Remark
	MHz	dB/m	dBuV	dBuV/m	dBuV/m	dB	
1	5649.913	-5.86	64.80	58.94	68.20	-9.26	Peak
2	5699.907	-5.71	65.48	59.77	105.13	-45.36	Peak
3	5718.829	-5.54	82.95	77.41	110.47	-33.06	Peak
4	5720.065	-5.53	81.51	75.98	110.95	-34.97	Peak

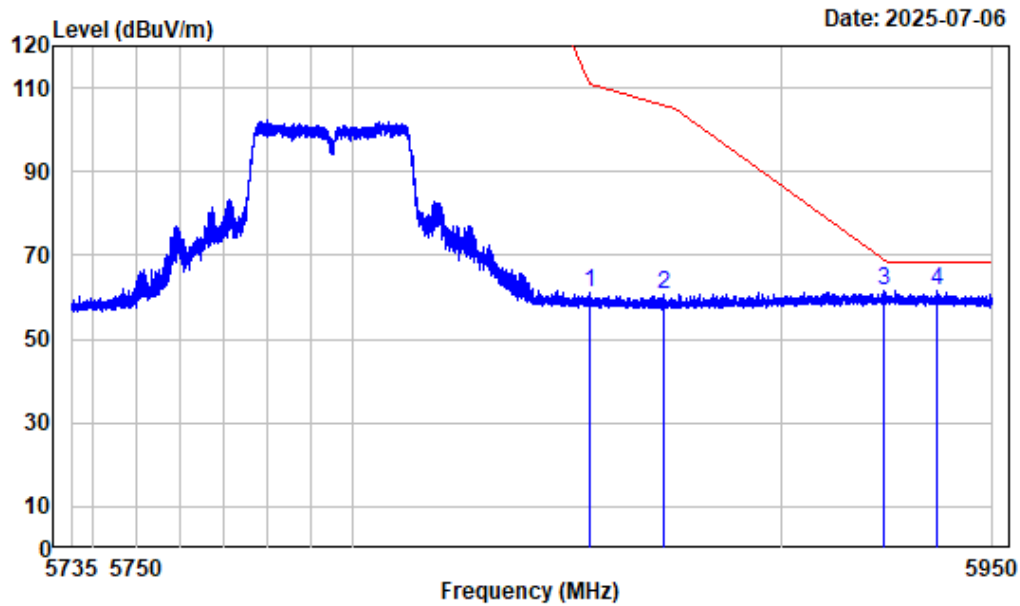
Right Band edge_Horizontal_802.11ac-VHT40_5795MHz



Condition : Horizontal
Project No. : 2501U63859E-RF
Tester : Zenos Qiao
Spectrum setting: Peak reading:RBW:1MHz VBW:3MHz Detector:Peak
Note : 5GWiFi-Band4-AC40-5795

	Freq	Factor	Read Level	Level	Limit Line	Over Limit	Remark
	MHz	dB/m	dBuV	dBuV/m	dBuV/m	dB	
1	5853.211	-4.66	66.01	61.35	114.88	-53.53	Peak
2	5862.995	-4.62	65.18	60.56	108.56	-48.00	Peak
3	5912.316	-4.45	66.56	62.11	77.56	-15.45	Peak
4	5928.551	-4.45	66.02	61.57	68.20	-6.63	Peak

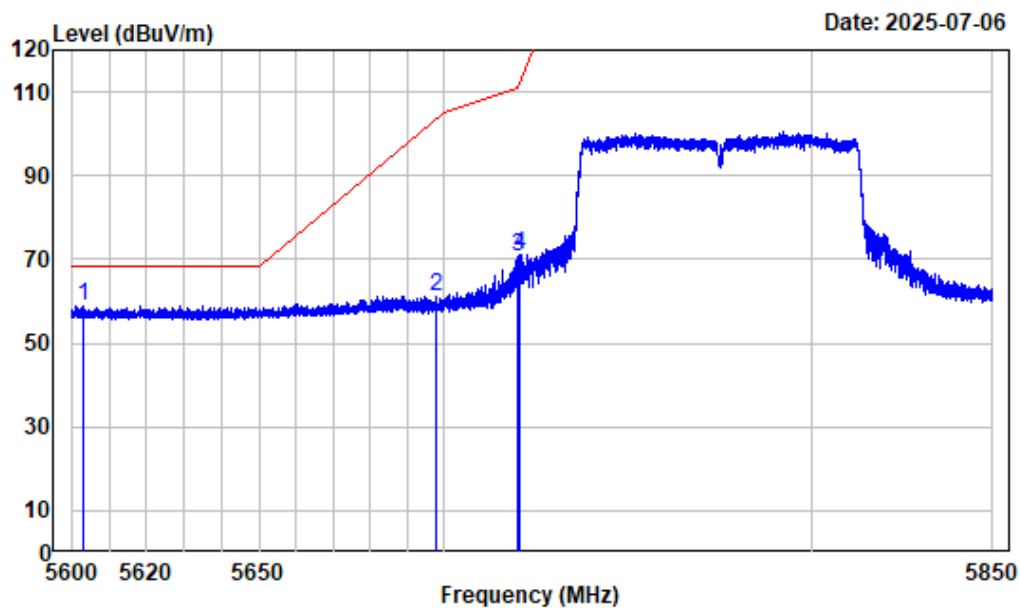
Right Band edge_Vertical_802.11ac-VHT40_5795MHz



Condition : Vertical
Project No. : 2501U63859E-RF
Tester : Zenos Qiao
Spectrum setting: Peak reading:RBW:1MHz VBW:3MHz Detector:Peak
Note : 5GWiFi-Band4-AC40-5795

Freq Factor		Read	Limit	Over	Remark
		Level	Level	Line	
MHz	dB/m	dBuV	dBuV/m	dBuV/m	dB
1	5854.877	-4.65	65.86	61.21	111.08 -49.87 Peak
2	5872.268	-4.58	65.20	60.62	105.96 -45.34 Peak
3	5924.224	-4.45	65.85	61.40	68.77 -7.37 Peak
4	5937.018	-4.45	66.08	61.63	68.20 -6.57 Peak

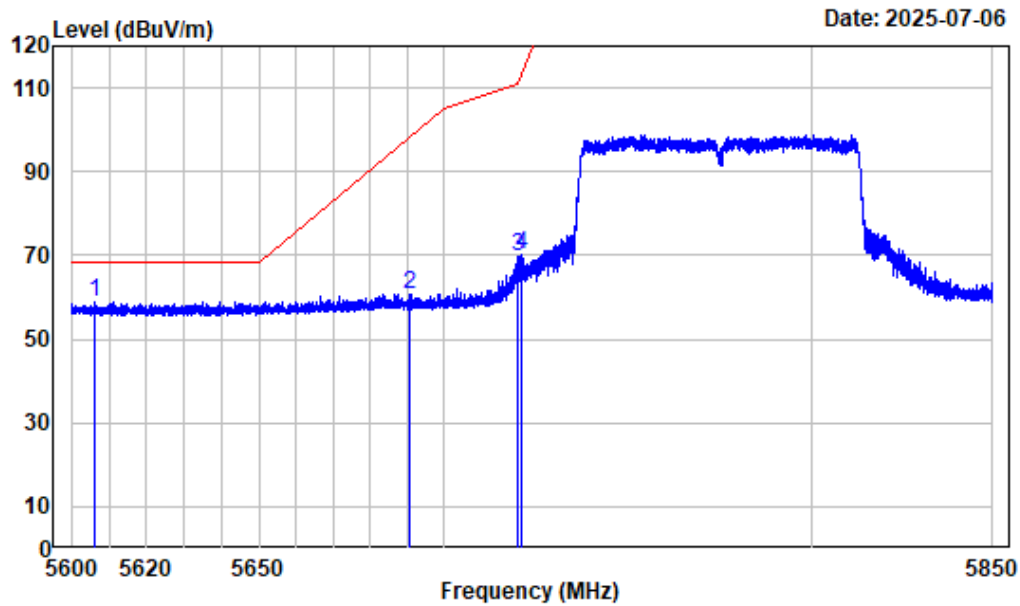
Left Band edge_Horizontal_802.11ac-VHT80_5775MHz



Condition : Horizontal
Project No. : 2501U63859E-RF
Tester : Zenos Qiao
Spectrum setting: Peak reading:RBW:1MHz VBW:3MHz Detector:Peak
Note : 5GWiFi-Band4-AC80-5775

Freq Factor		Read	Limit	Over	Remark
		Level	Level	Line	
MHz	dB/m	dBuV	dBuV/m	dBuV/m	dB
1 5602.969	-6.20	65.12	58.92	68.20	-9.28 Peak
2 5697.887	-5.72	66.98	61.26	103.64	-42.38 Peak
3 5719.984	-5.53	76.39	70.86	110.80	-39.94 Peak
4 5720.265	-5.53	76.80	71.27	111.40	-40.13 Peak

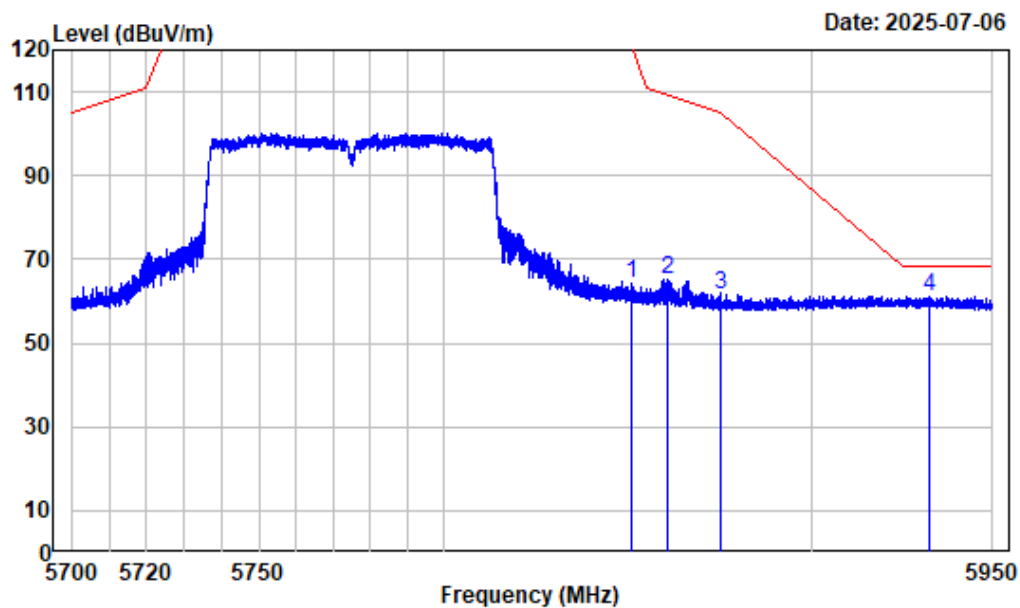
Left Band edge_Vertical_802.11ac-VHT80_5775MHz



Condition : Vertical
Project No. : 2501U63859E-RF
Tester : Zenos Qiao
Spectrum setting: Peak reading:RBW:1MHz VBW:3MHz Detector:Peak
Note : 5GWiFi-Band4-AC80-5775

	Freq	Factor	Read Level	Level	Limit Line	Over Limit	Remark
	MHz	dB/m	dBuV	dBuV/m	dBuV/m	dB	
1	5606.126	-6.16	65.17	59.01	68.20	-9.19	Peak
2	5690.417	-5.75	66.61	60.86	98.13	-37.27	Peak
3	5719.953	-5.53	75.46	69.93	110.79	-40.86	Peak
4	5720.609	-5.53	75.63	70.10	112.19	-42.09	Peak

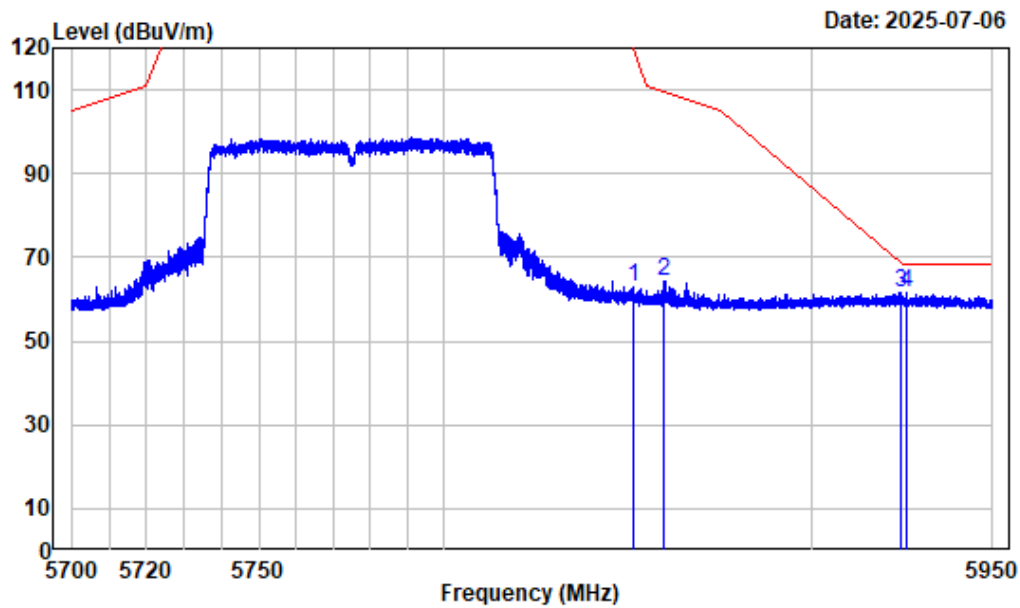
Right Band edge_Horizontal_802.11ac-VHT80_5775MHz



Condition : Horizontal
Project No. : 2501U63859E-RF
Tester : Zenos Qiao
Spectrum setting: Peak reading:RBW:1MHz VBW:3MHz Detector:Peak
Note : 5GWiFi-Band4-AC80-5775

Freq Factor		Read	Limit	Over	Remark
		Level	Level	Line	
MHz	dB/m	dBuV	dBuV/m	dBuV/m	dB
1 5850.769	-4.68	69.13	64.45	120.45	-56.00 Peak
2 5860.426	-4.63	69.95	65.32	109.28	-43.96 Peak
3 5875.334	-4.57	66.35	61.78	104.95	-43.17 Peak
4 5932.498	-4.44	65.54	61.10	68.20	-7.10 Peak

Right Band edge_Vertical_802.11ac-VHT80_5775MHz

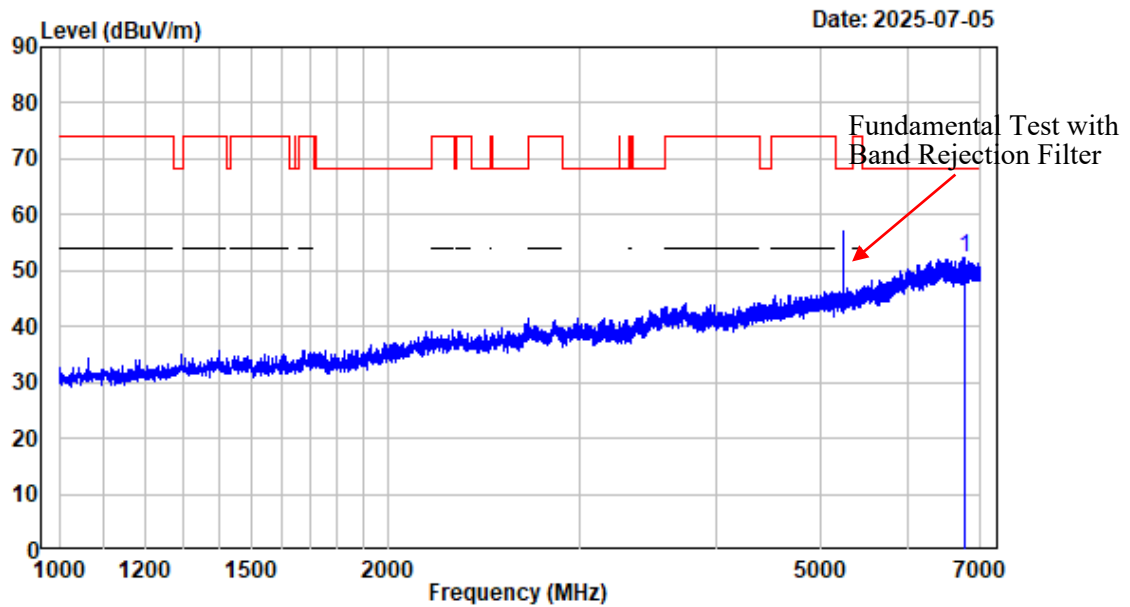


Condition : Vertical
Project No. : 2501U63859E-RF
Tester : Zenos Qiao
Spectrum setting: Peak reading:RBW:1MHz VBW:3MHz Detector:Peak
Note : 5GWiFi-Band4-AC80-5775

	Freq	Factor	Read Level	Level	Limit Line	Over Limit	Remark
	MHz	dB/m	dBuV	dBuV/m	dBuV/m	dB	
1	5851.082	-4.68	67.83	63.15	119.73	-56.58	Peak
2	5859.426	-4.63	68.92	64.29	109.56	-45.27	Peak
3	5924.685	-4.45	66.15	61.70	68.43	-6.73	Peak
4	5926.310	-4.45	65.95	61.50	68.20	-6.70	Peak

1-18GHz (Listed with the worst harmonic margin test plot)

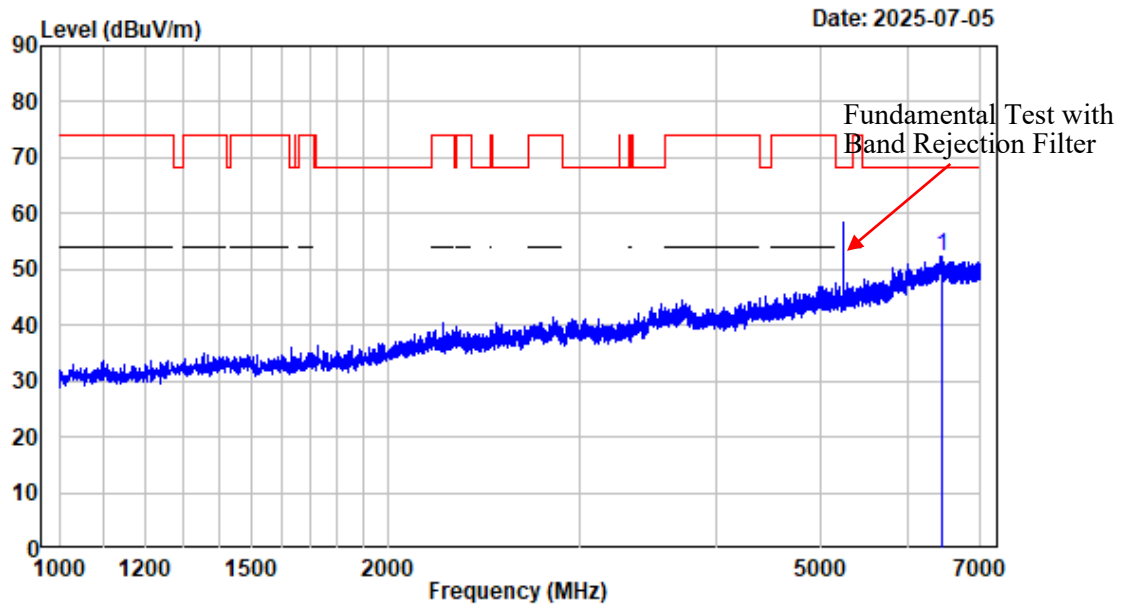
1-7GHz Horizontal 802.11a 5240MHz



Condition : Horizontal
 Project No. : 2501U63859E-RF
 Tester : Zenos Qiao
 Spectrum setting: Peak reading:RBW:1MHz VBW:3MHz Detector:Peak
 Note : 5GWiFi-Band1-A-5240

	Freq	Factor	Read		Limit	Over	Remark
			Level	Level	Line	Limit	
	MHz	dB/m	dBuV	dBuV/m	dBuV/m	dB	
1	6760.720	-3.24	55.46	52.22	68.20	-15.98	Peak

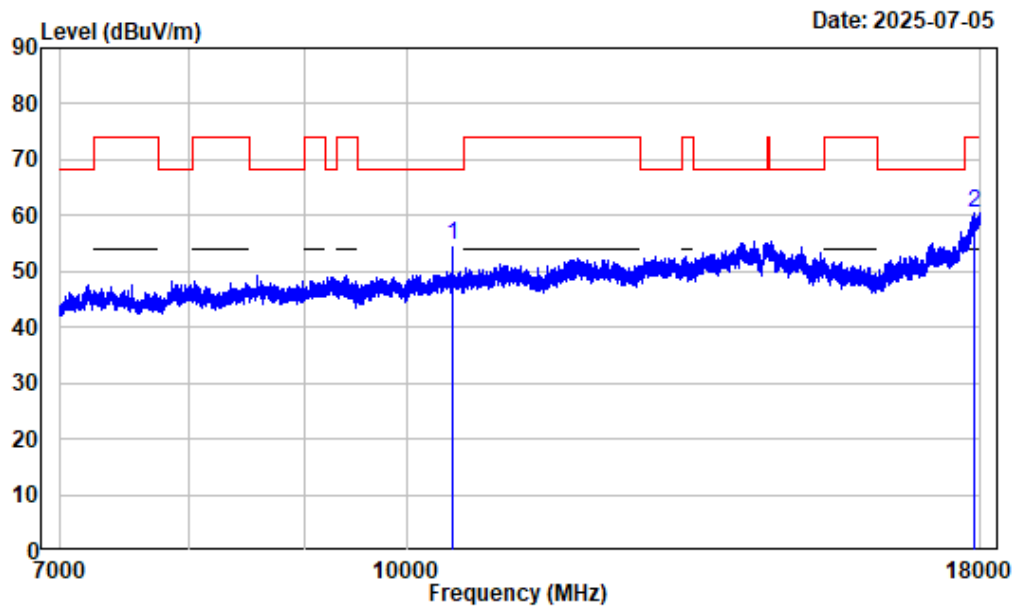
1-7GHz_Vertical_802.11a_5240MHz



Condition : Vertical
 Project No. : 2501U63859E-RF
 Tester : Zenos Qiao
 Spectrum setting: Peak reading:RBW:1MHz VBW:3MHz Detector:Peak
 Note : 5GWiFi-Band1-A-5240

	Freq	Factor	Read		Limit	Over	Remark
			Level	Level	Line	Limit	
	MHz	dB/m	dBuV	dBuV/m	dBuV/m	dB	
1	6460.683	-2.88	55.18	52.30	68.20	-15.90	Peak

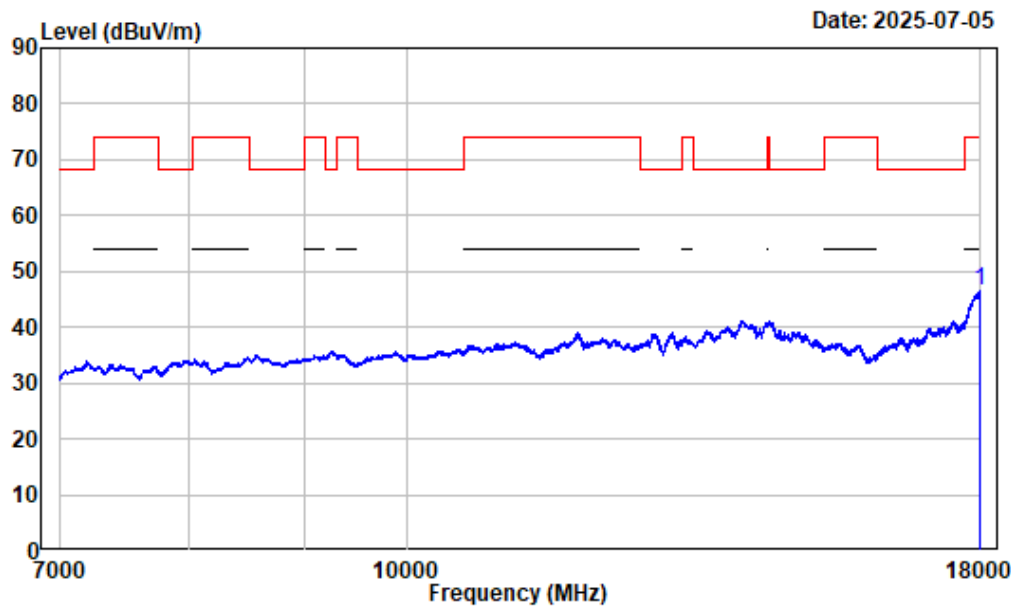
7-18GHz_Horizontal_Peak_802.11a_5240MHz



Condition : Horizontal
Project No. : 2501U63859E-RF
Tester : Zenos Qiao
Spectrum setting: Peak reading:RBW:1MHz VBW:3MHz Detector:Peak
Note : 5GWiFi-Band1-A-5240

Freq Factor		Read Level	Level	Limit Line	Over Limit	Remark
MHz	dB/m	dBuV	dBuV/m	dBuV/m	dB	
1 10480.000	2.25	52.59	54.84	68.20	-13.36	Peak
2 17878.980	12.31	48.18	60.49	74.00	-13.51	Peak

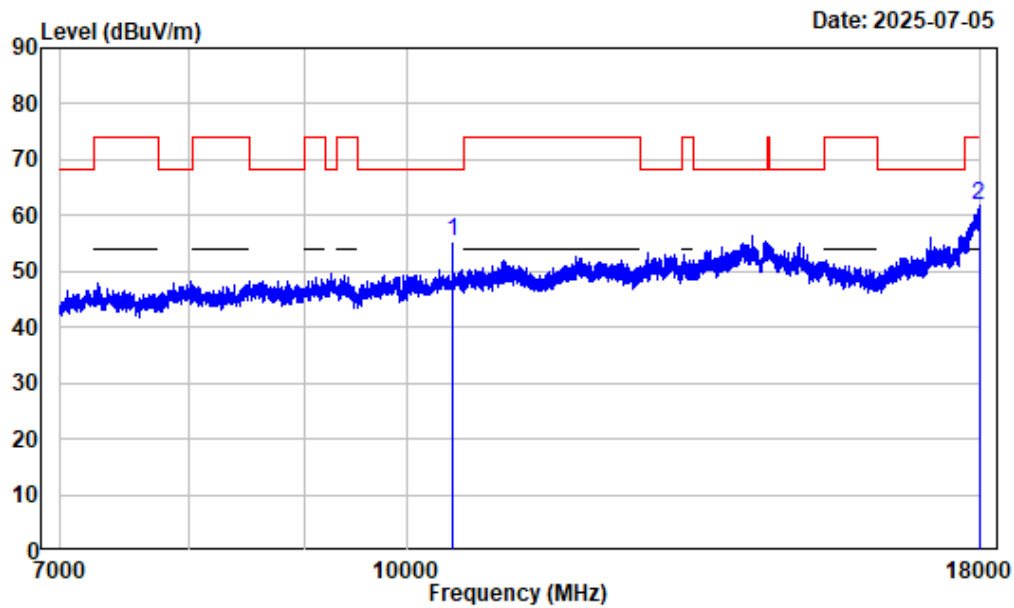
7-18GHz_Horizontal_Average_802.11a_5240MHz



Condition : Horizontal
Project No. : 2501U63859E-RF
Tester : Zenos Qiao
Spectrum setting: Average reading:RBW:1MHz VBW:1kHz Detector:Peak
Note : 5GWiFi-Band1-A-5240

Freq Factor		Read Level		Limit Line	Over Limit	Remark
MHz	dB/m	dBuV	dBuV/m	dBuV/m	dB	
1 17989.000	13.14	33.27	46.41	54.00	-7.59	Average

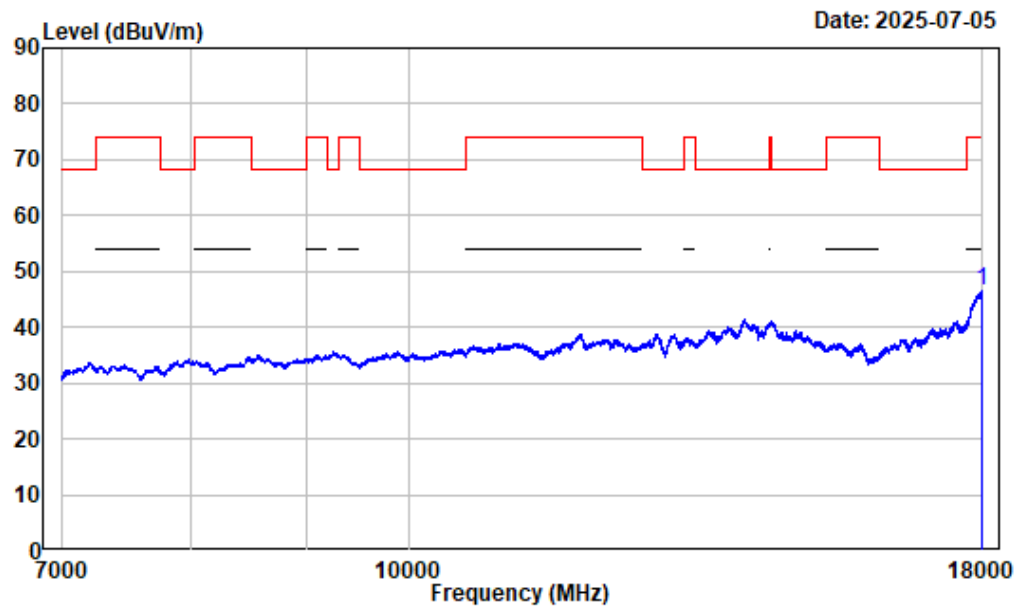
7-18GHz_Vertical_Peak_802.11a_5240MHz



Condition : Vertical
Project No. : 2501U63859E-RF
Tester : Zenos Qiao
Spectrum setting: Peak reading:RBW:1MHz VBW:3MHz Detector:Peak
Note : 5GWiFi-Band1-A-5240

Freq	Factor	Read		Limit	Over	Remark
		Level	Level	Line	Limit	
MHz	dB/m	dBuV	dBuV/m	dBuV/m	dB	
1 10480.000	2.25	53.02	55.27	68.20	-12.93	Peak
2 17973.870	13.08	48.79	61.87	74.00	-12.13	Peak

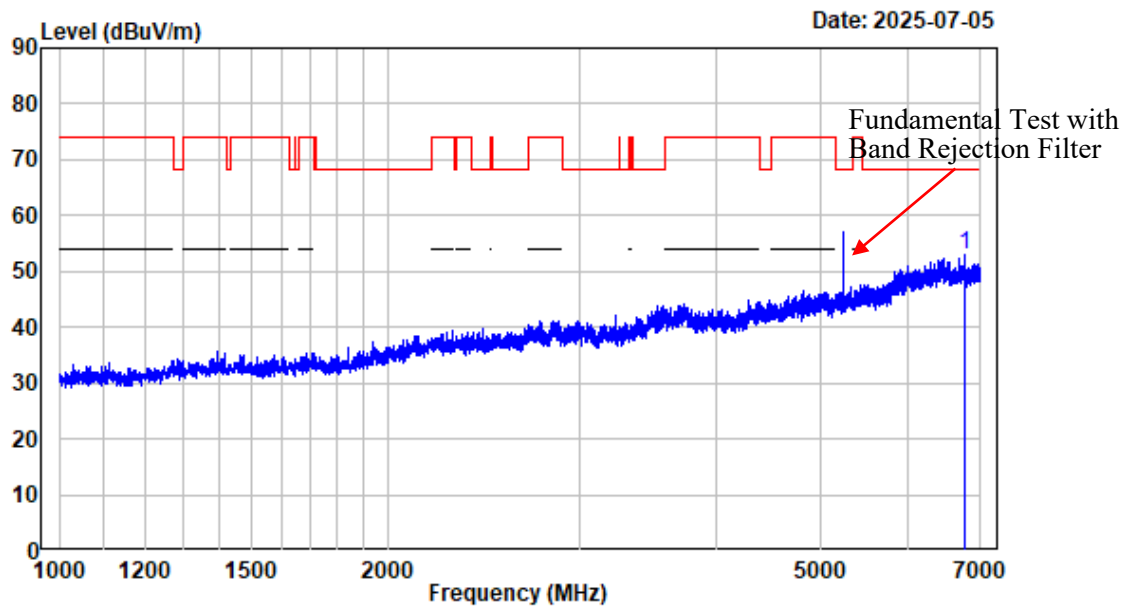
7-18GHz_Vertical_Average_802.11a_5240MHz



Condition : Vertical
Project No. : 2501U63859E-RF
Tester : Zenos Qiao
Spectrum setting: Average reading:RBW:1MHz VBW:1kHz Detector:Peak
Note : 5GWiFi-Band1-A-5240

	Freq	Factor	Read Level	Level	Limit Line	Over Limit	Remark
	MHz	dB/m	dBuV	dBuV/m	dBuV/m	dB	
1	17984.870	13.12	33.47	46.59	54.00	-7.41	Average

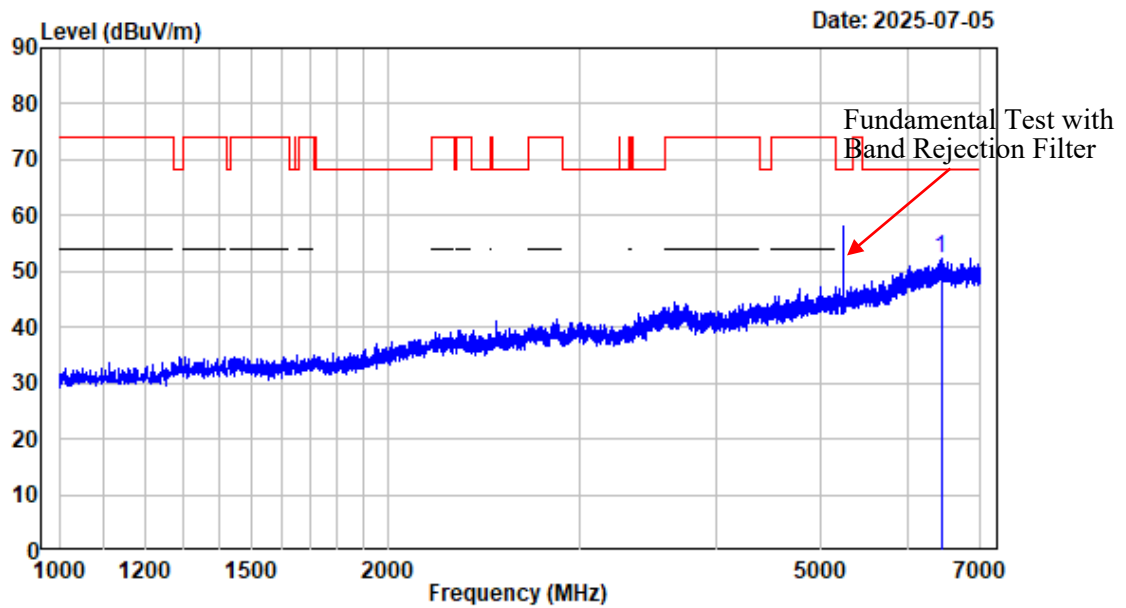
1-7GHz_Horizontal_802.11ac-VHT20_5240MHz



Condition : Horizontal
Project No. : 2501U63859E-RF
Tester : Zenos Qiao
Spectrum setting: Peak reading:RBW:1MHz VBW:3MHz Detector:Peak
Note : 5GWiFi-Band1-AC20-5240

Freq Factor		Read	Limit	Over	Remark
		Level	Level	Line	
MHz	dB/m	dBuV	dBuV/m	dBuV/m	dB
1 6769.721	-3.27	56.13	52.86	68.20	-15.34 Peak

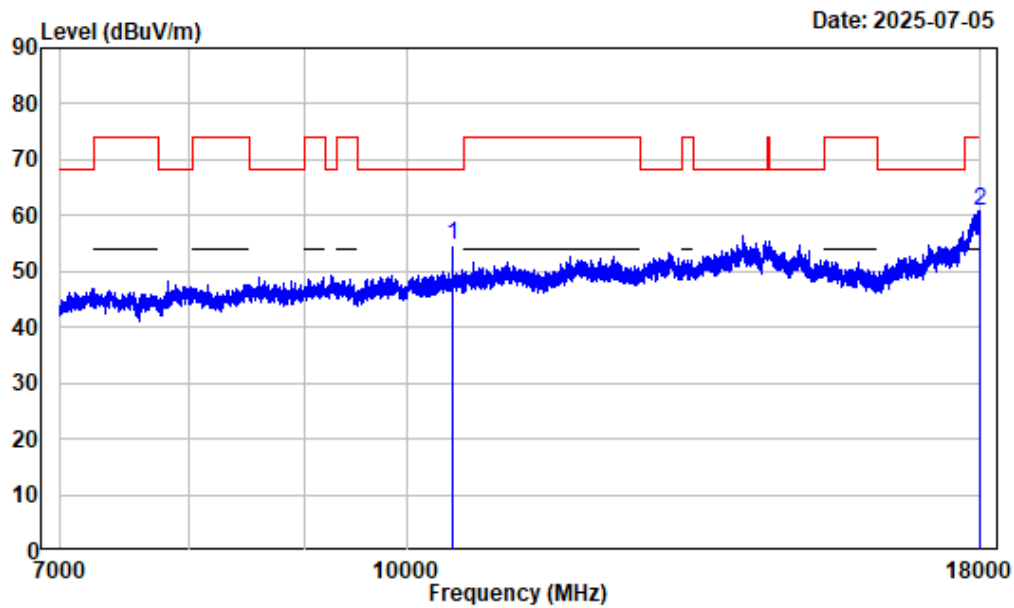
1-7GHz_Vertical_802.11ac-VHT20_5240MHz



Condition : Vertical
Project No. : 2501U63859E-RF
Tester : Zenos Qiao
Spectrum setting: Peak reading:RBW:1MHz VBW:3MHz Detector:Peak
Note : 5GWiFi-Band1-AC20-5240

Freq Factor		Read	Limit	Over	Remark
		Level	Level	Line	
MHz	dB/m	dBuV	dBuV/m	dBuV/m	dB
1	6441.180	-2.87	55.25	52.38	68.20 -15.82 Peak

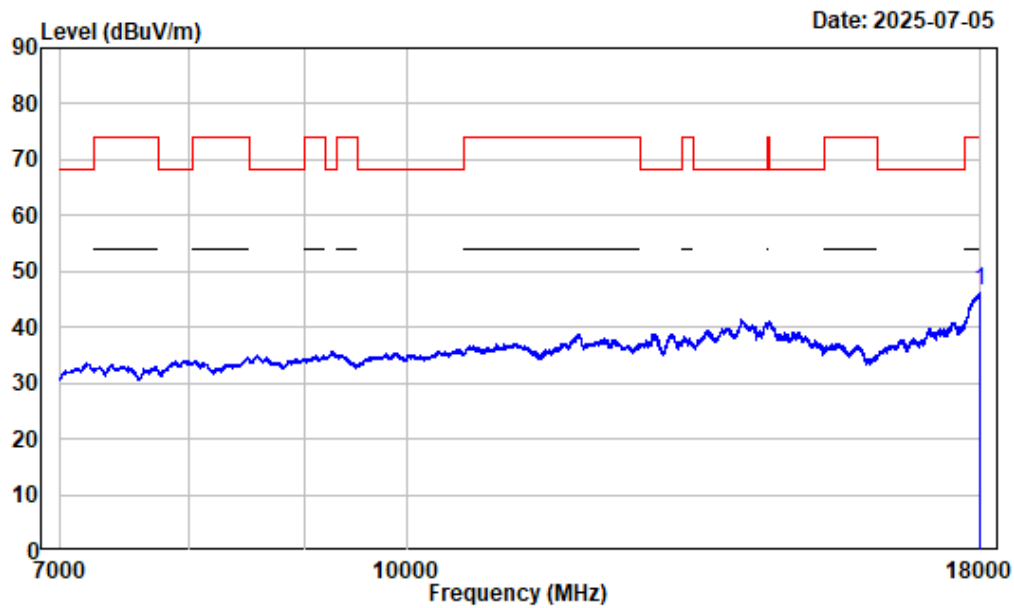
7-18GHz_Horizontal_Peak_802.11ac-VHT20_5240MHz



Condition : Horizontal
Project No. : 2501U63859E-RF
Tester : Zenos Qiao
Spectrum setting: Peak reading:RBW:1MHz VBW:3MHz Detector:Peak
Note : 5GWiFi-Band1-AC20-5240

	Freq	Factor	Read Level	Level	Limit Line	Over Limit	Remark
	MHz	dB/m	dBuV	dBuV/m	dBuV/m	dB	
1	10480.000	2.25	52.52	54.77	68.20	-13.43	Peak
2	17995.880	13.18	47.59	60.77	74.00	-13.23	Peak

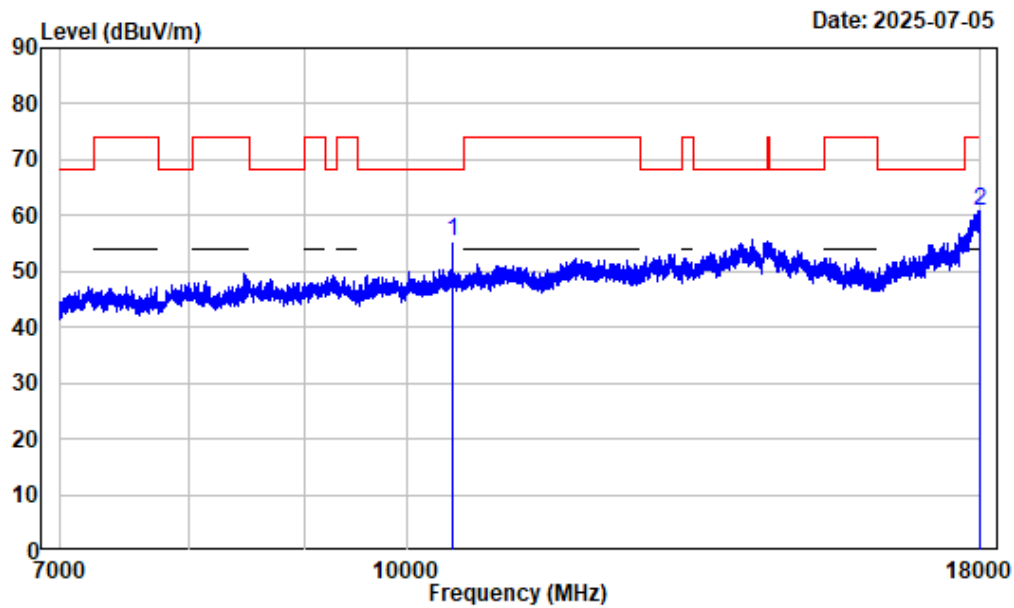
7-18GHz_Horizontal_Average_802.11ac-VHT20_5240MHz



Condition : Horizontal
Project No. : 2501U63859E-RF
Tester : Zenos Qiao
Spectrum setting: Average reading:RBW:1MHz VBW:1kHz Detector:Peak
Note : 5GWiFi-Band1-AC20-5240

Freq Factor		Read	Limit	Over	Remark
		Level	Level	Line	
MHz	dB/m	dBuV	dBuV/m	dBuV/m	dB
1 17998.630	13.19	33.25	46.44	54.00	-7.56 Average

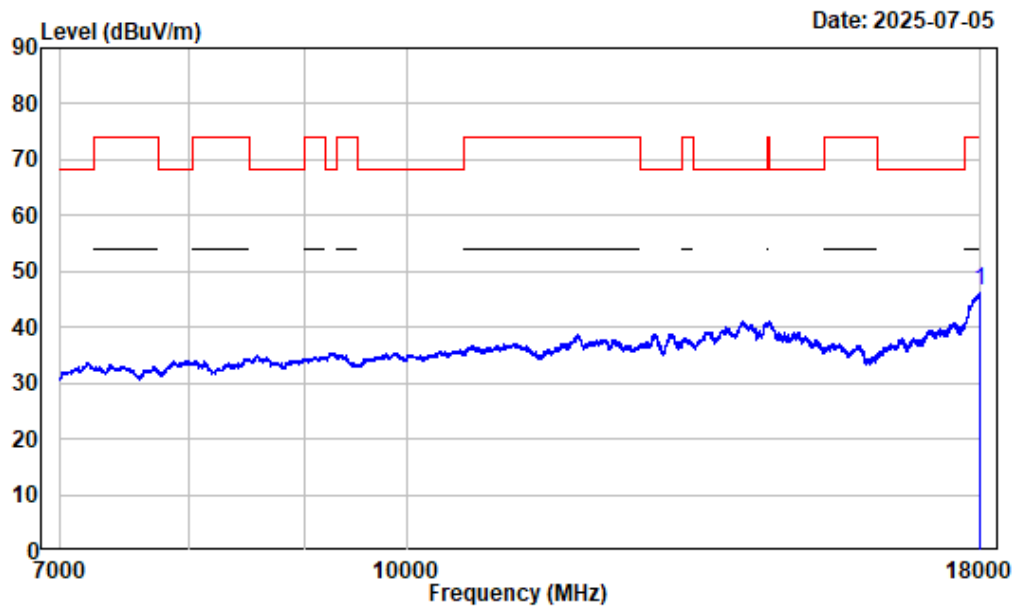
7-18GHz_Vertical_Peak_802.11ac-VHT20_5240MHz



Condition : Vertical
Project No. : 2501U63859E-RF
Tester : Zenos Qiao
Spectrum setting: Peak reading:RBW:1MHz VBW:3MHz Detector:Peak
Note : 5GWiFi-Band1-AC20-5240

Freq Factor		Read	Limit	Over	Remark
MHz	dB/m	Level	Level	Line	
		dBuV	dBuV/m	dBuV/m	dB
1 10480.000	2.25	52.94	55.19	68.20	-13.01 Peak
2 17975.250	13.08	47.66	60.74	74.00	-13.26 Peak

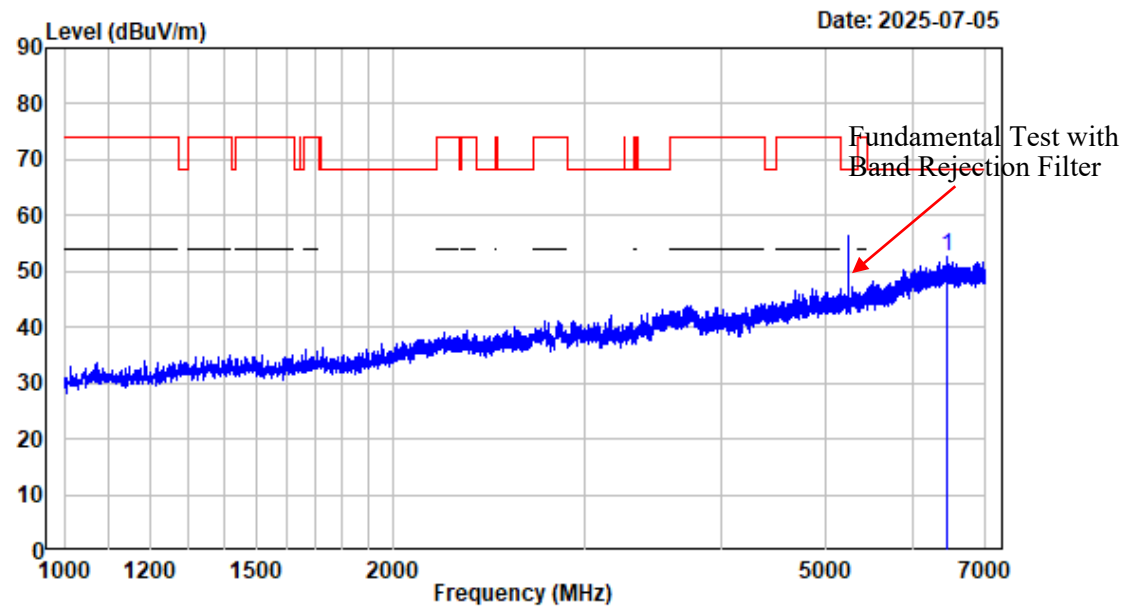
7-18GHz_Vertical_Average_802.11ac-VHT20_5240MHz



Condition : Vertical
Project No. : 2501U63859E-RF
Tester : Zenos Qiao
Spectrum setting: Average reading:RBW:1MHz VBW:1kHz Detector:Peak
Note : 5GWiFi-Band1-AC20-5240

Freq Factor		Read Level		Limit	Over	Remark
MHz	dB/m	dBuV	dBuV/m	dBuV/m	dB	
1 17998.630	13.19	33.37	46.56	54.00	-7.44	Average

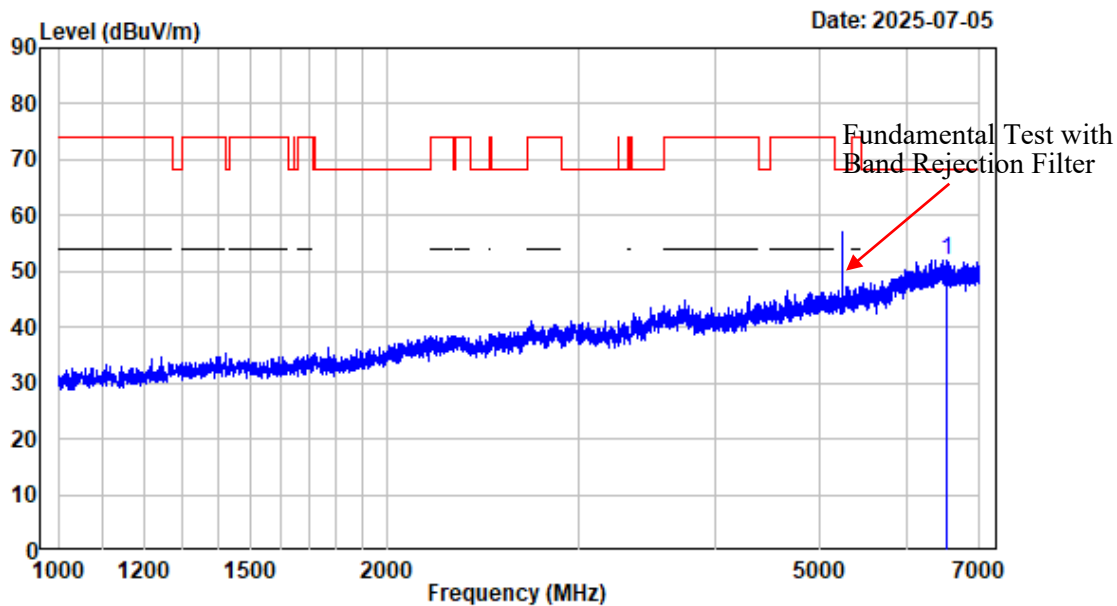
1-7GHz_Horizontal_802.11ac-VHT40_5230MHz



Condition : Horizontal
Project No. : 2501U63859E-RF
Tester : Zenos Qiao
Spectrum setting: Peak reading:RBW:1MHz VBW:3MHz Detector:Peak
Note : 5GWiFi-Band1-AC40-5230

Freq Factor		Read Level	Level	Limit Line	Over Limit	Remark
MHz	dB/m	dBuV	dBuV/m	dBuV/m	dB	
1	6450.931	-2.87	55.36	52.49	68.20	-15.71 Peak

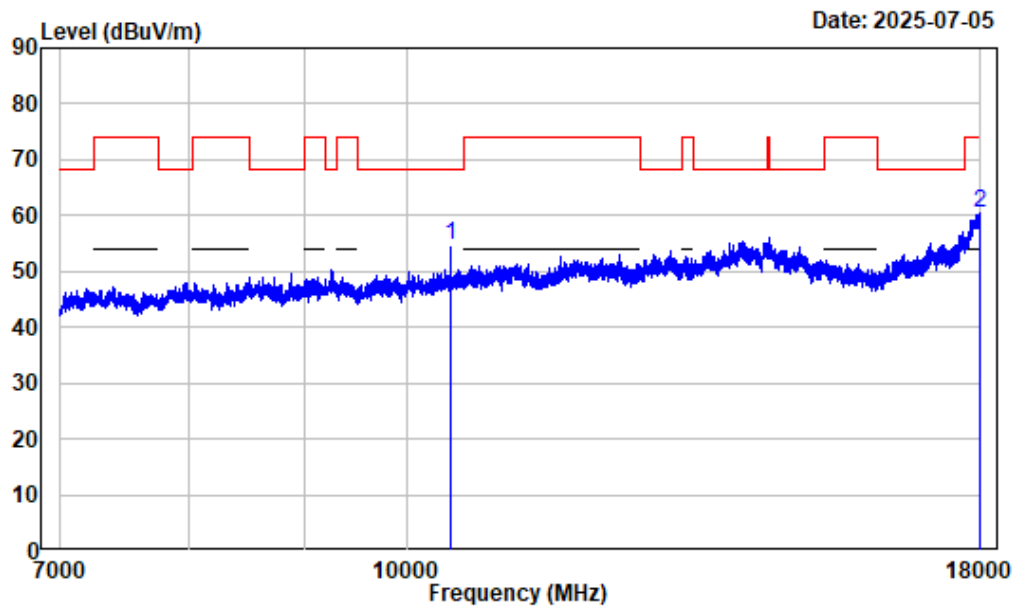
1-7GHz_Vertical_802.11ac-VHT40_5230MHz



Condition : Vertical
Project No. : 2501U63859E-RF
Tester : Zenos Qiao
Spectrum setting: Peak reading:RBW:1MHz VBW:3MHz Detector:Peak
Note : 5GWiFi-Band1-AC40-5230

	Freq	Factor	Read Level	Level	Limit Line	Over Limit	Remark
	MHz	dB/m	dBuV	dBuV/m	dBuV/m	dB	
1	6539.442	-3.02	55.01	51.99	68.20	-16.21	Peak

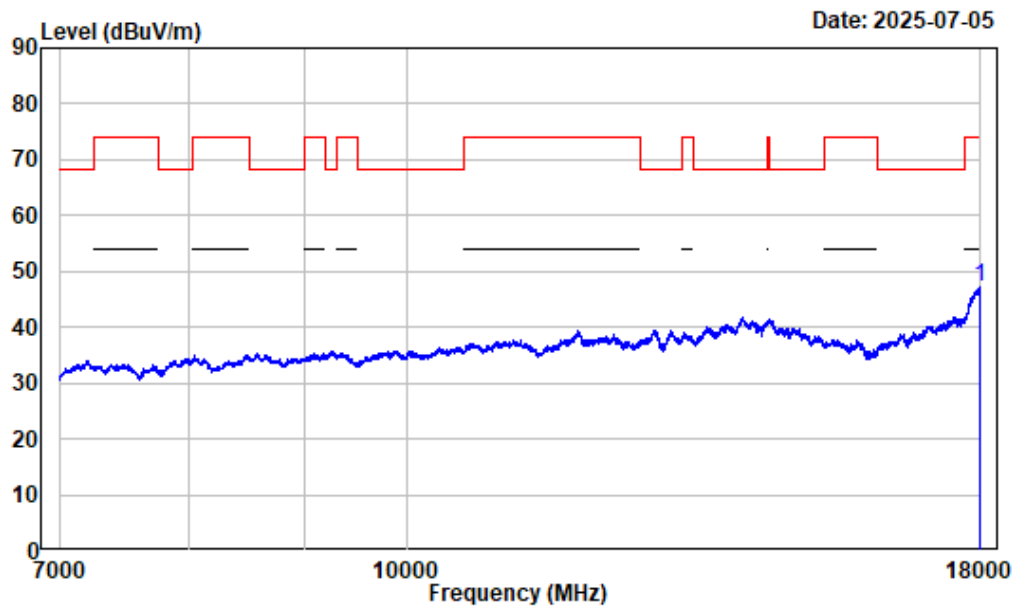
7-18GHz_Horizontal_Peak_802.11ac-VHT40_5230MHz



Condition : Horizontal
Project No. : 2501U63859E-RF
Tester : Zenos Qiao
Spectrum setting: Peak reading:RBW:1MHz VBW:3MHz Detector:Peak
Note : 5GWiFi-Band1-AC40-5230

Freq Factor		Read	Limit	Over	Remark
MHz	dB/m	Level	Level	Line	
		dBuV	dBuV/m	dBuV/m	dB
1 10460.000	2.32	52.39	54.71	68.20	-13.49 Peak
2 17990.370	13.15	47.22	60.37	74.00	-13.63 Peak

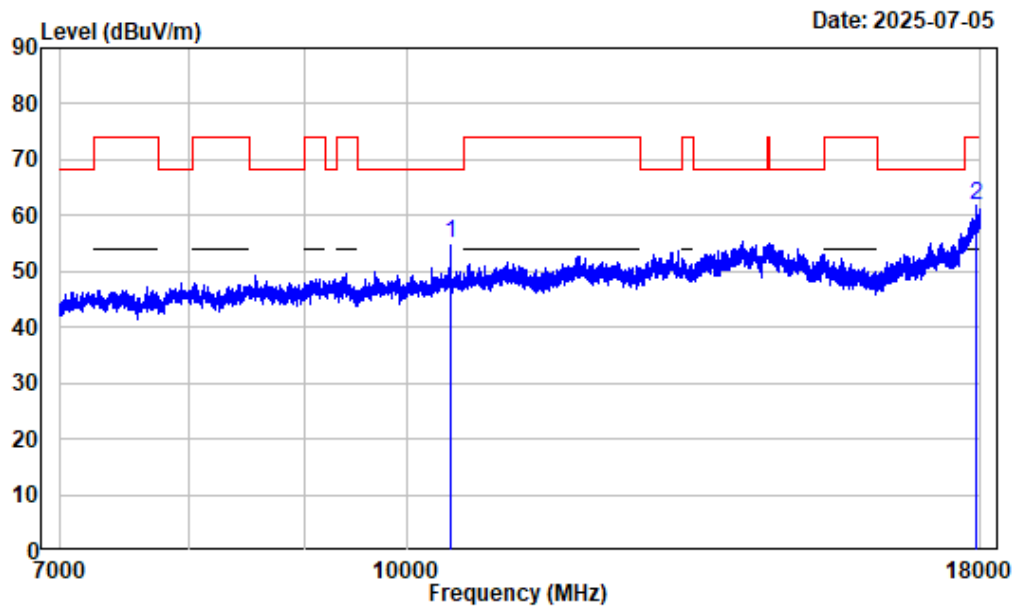
7-18GHz_Horizontal_Average_802.11ac-VHT40_5230MHz



Condition : Horizontal
Project No. : 2501U63859E-RF
Tester : Zenos Qiao
Spectrum setting: Average reading:RBW:1MHz VBW:2kHz Detector:Peak
Note : 5GWiFi-Band1-AC40-5230

Freq Factor		Read	Limit	Over	Remark
		Level	Level	Line	
MHz	dB/m	dBuV	dBuV/m	dBuV/m	dB
1 17986.250	13.12	34.00	47.12	54.00	-6.88 Average

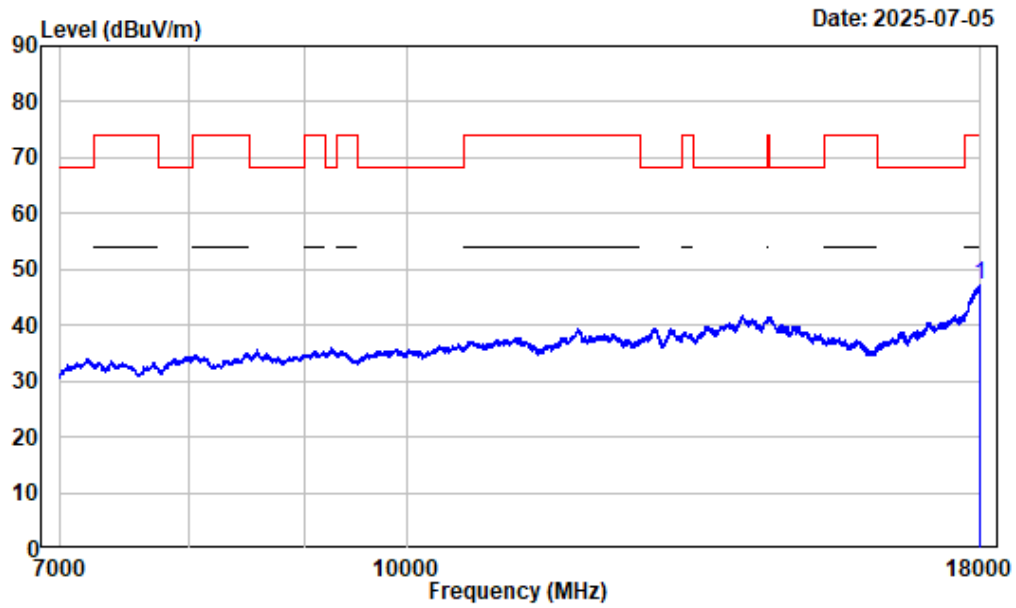
7-18GHz_Vertical_Peak_802.11ac-VHT40_5230MHz



Condition : Vertical
Project No. : 2501U63859E-RF
Tester : Zenos Qiao
Spectrum setting: Peak reading:RBW:1MHz VBW:3MHz Detector:Peak
Note : 5GWiFi-Band1-AC40-5230

Freq Factor		Read	Limit	Over	Remark
MHz	dB/m	Level	Level	Line	
		dBuV	dBuV/m	dBuV/m	dB
1 10460.000	2.32	52.84	55.16	68.20	-13.04 Peak
2 17932.620	12.87	48.95	61.82	74.00	-12.18 Peak

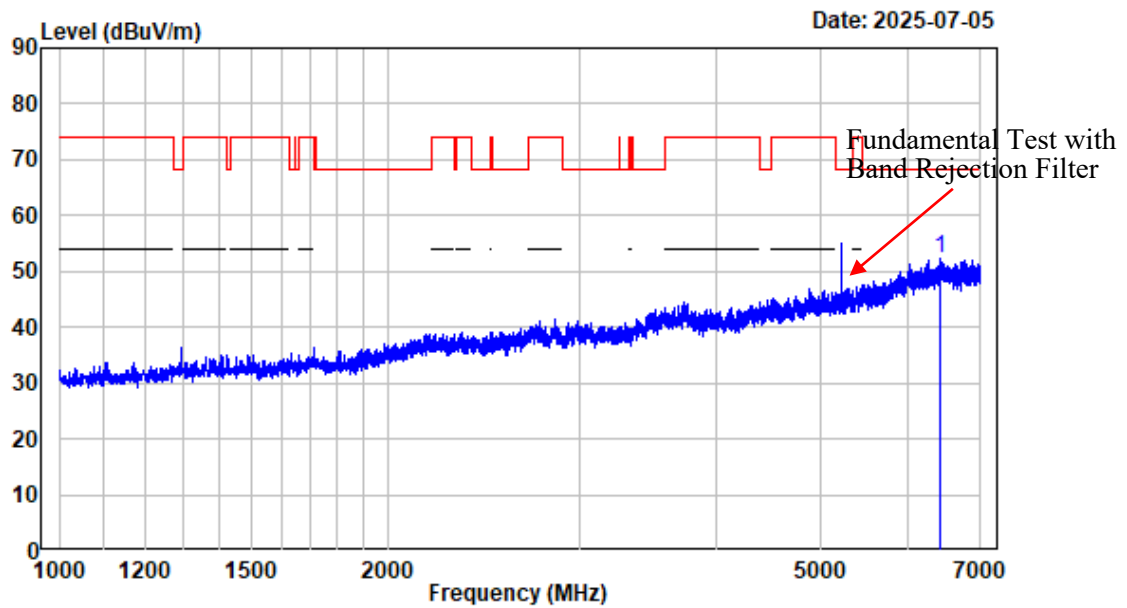
7-18GHz_Vertical_Average_802.11ac-VHT40_5230MHz



Condition : Vertical
 Project No. : 2501U63859E-RF
 Tester : Zenos Qiao
 Spectrum setting: Average reading:RBW:1MHz VBW:2kHz Detector:Peak
 Note : 5GWiFi-Band1-AC40-5230

Freq Factor		Read	Limit	Over	Remark
		Level	Level	Line	
MHz	dB/m	dBuV	dBuV/m	dBuV/m	dB
1 17998.630	13.19	34.02	47.21	54.00	-6.79 Average

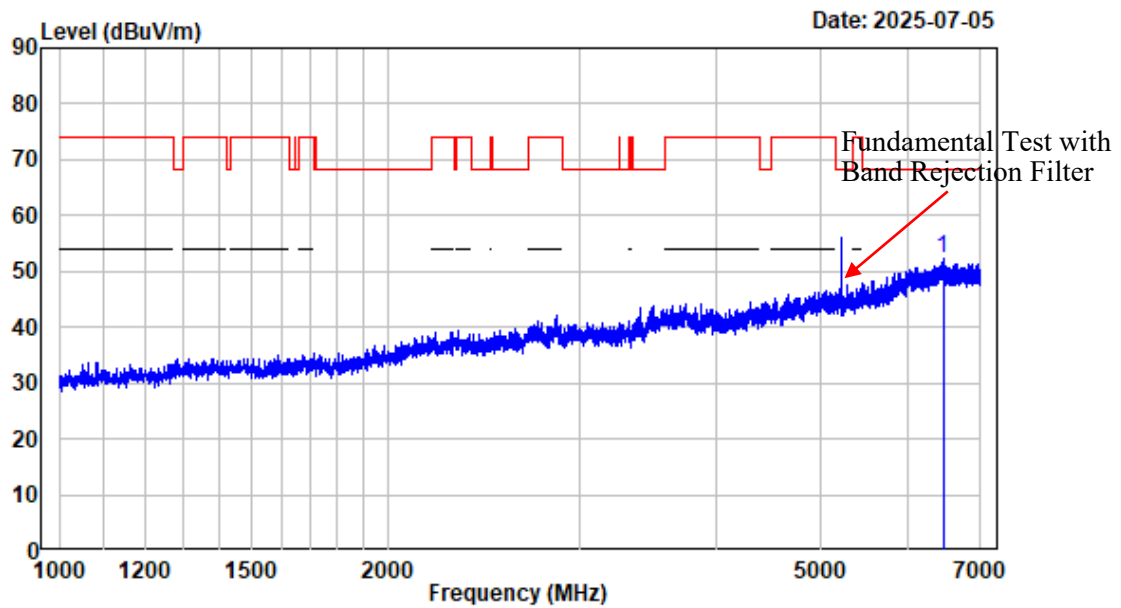
1-7GHz_Horizontal_802.11ac-VHT80_5210MHz



Condition : Horizontal
Project No. : 2501U63859E-RF
Tester : Zenos Qiao
Spectrum setting: Peak reading:RBW:1MHz VBW:3MHz Detector:Peak
Note : 5GWiFi-Band1-AC80-5210

	Freq	Factor	Read Level	Level	Limit Line	Over Limit	Remark
	MHz	dB/m	dBuV	dBuV/m	dBuV/m	dB	
1	6431.429	-2.88	55.04	52.16	68.20	-16.04	Peak

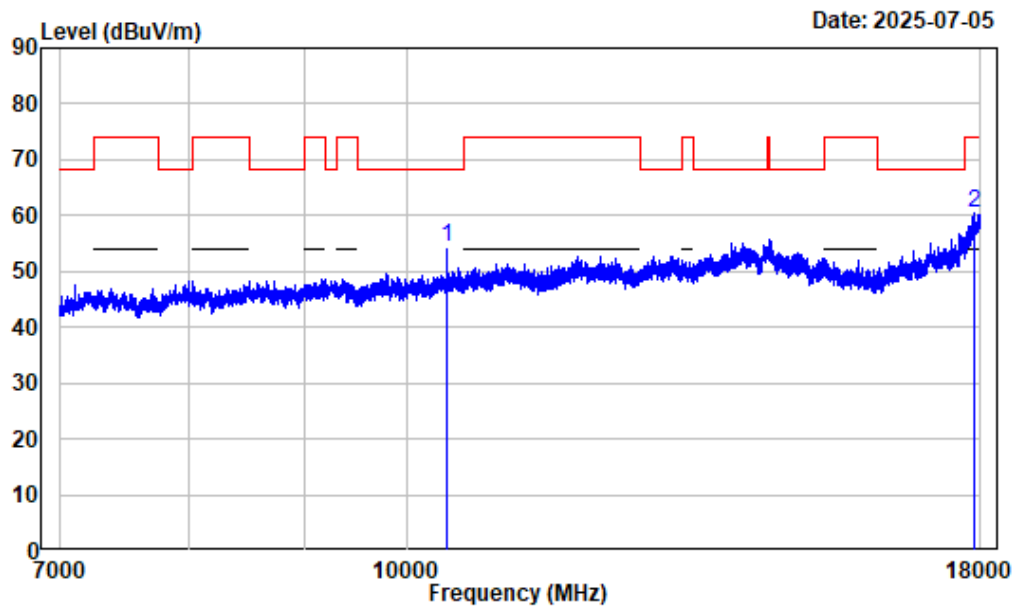
1-7GHz_Vertical_802.11ac-VHT80_5210MHz



Condition : Vertical
Project No. : 2501U63859E-RF
Tester : Zenos Qiao
Spectrum setting: Peak reading:RBW:1MHz VBW:3MHz Detector:Peak
Note : 5GWiFi-Band1-AC80-5210

Freq Factor		Read	Limit	Over	Remark
		Level	Level	Line	
MHz	dB/m	dBuV	dBuV/m	dBuV/m	dB
1	6466.683	-2.90	55.24	52.34	68.20 -15.86 Peak

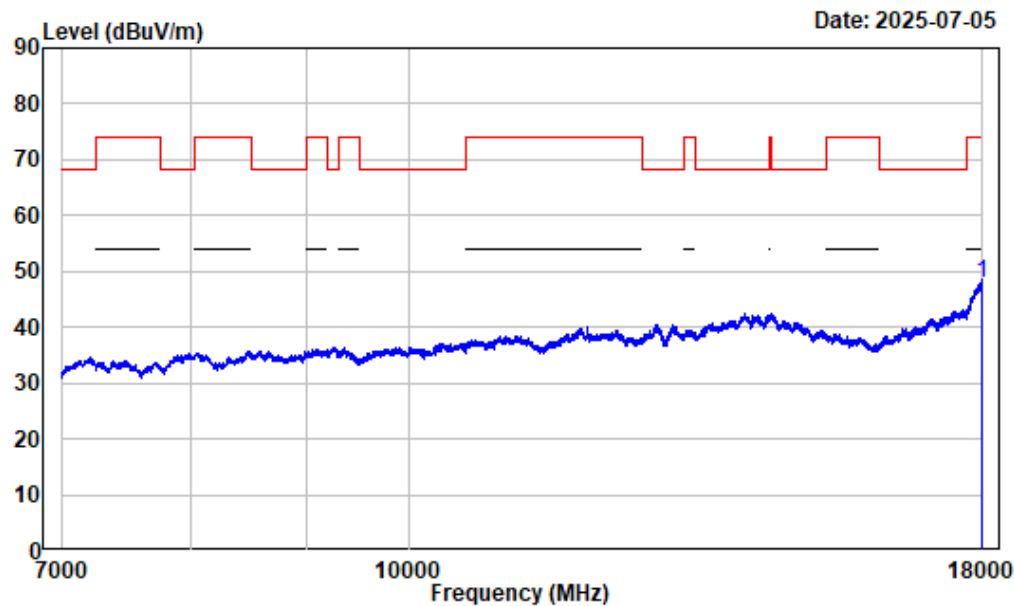
7-18GHz_Horizontal_Peak_802.11ac-VHT80_5210MHz



Condition : Horizontal
Project No. : 2501U63859E-RF
Tester : Zenos Qiao
Spectrum setting: Peak reading:RBW:1MHz VBW:3MHz Detector:Peak
Note : 5GWiFi-Band1-AC80-5210

Freq Factor		Read	Limit	Over	Remark
MHz	dB/m	Level	Level	Line	
		dBuV	dBuV/m	dBuV/m	dB
1 10420.000	2.48	52.02	54.50	68.20	-13.70 Peak
2 17892.740	12.56	47.82	60.38	74.00	-13.62 Peak

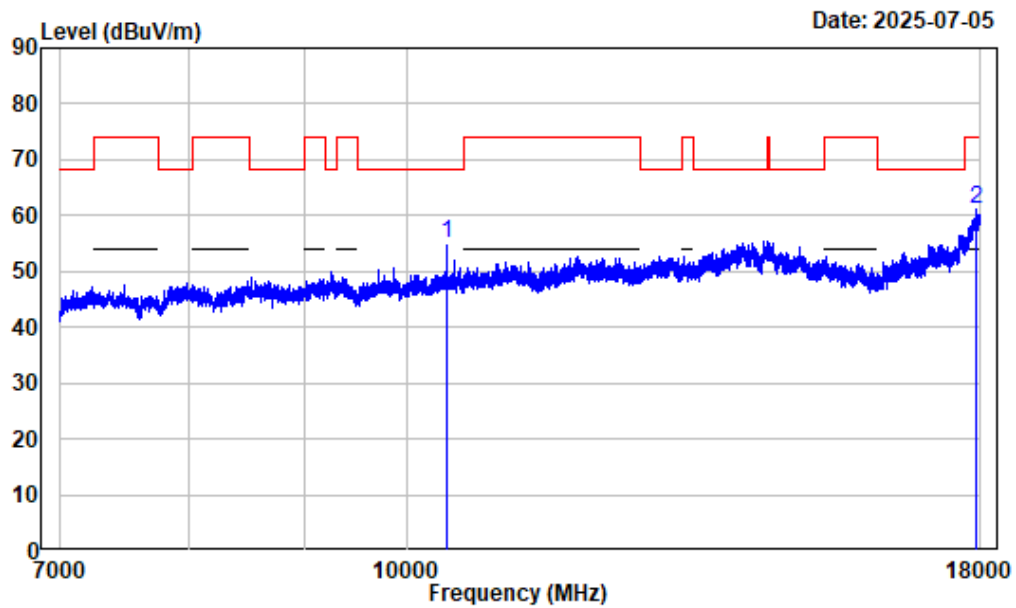
7-18GHz_Horizontal_Average_802.11ac-VHT80_5210MHz



Condition : Horizontal
Project No. : 2501U63859E-RF
Tester : Zenos Qiao
Spectrum setting: Average reading:RBW:1MHz VBW:5kHz Detector:Peak
Note : 5GWiFi-Band1-AC80-5210

Freq Factor		Read	Limit	Over	Remark
		Level	Level	Line	
MHz	dB/m	dBuV	dBuV/m	dBuV/m	dB
1 17986.250	13.12	34.74	47.86	54.00	-6.14 Average

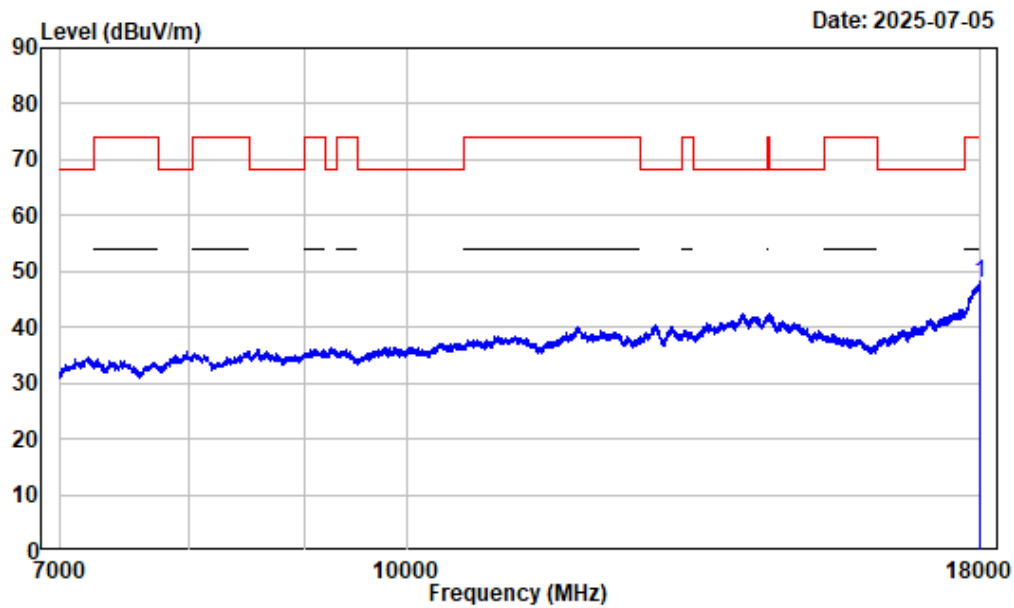
7-18GHz_Vertical_Peak_802.11ac-VHT80_5210MHz



Condition : Vertical
Project No. : 2501U63859E-RF
Tester : Zenos Qiao
Spectrum setting: Peak reading:RBW:1MHz VBW:3MHz Detector:Peak
Note : 5GWiFi-Band1-AC80-5210

Freq Factor		Read	Limit	Over	Remark
MHz	dB/m	Level	Level	Line	
		dBuV	dBuV/m	dBuV/m	dB
1 10420.000	2.48	52.47	54.95	68.20	-13.25 Peak
2 17913.360	12.77	48.31	61.08	74.00	-12.92 Peak

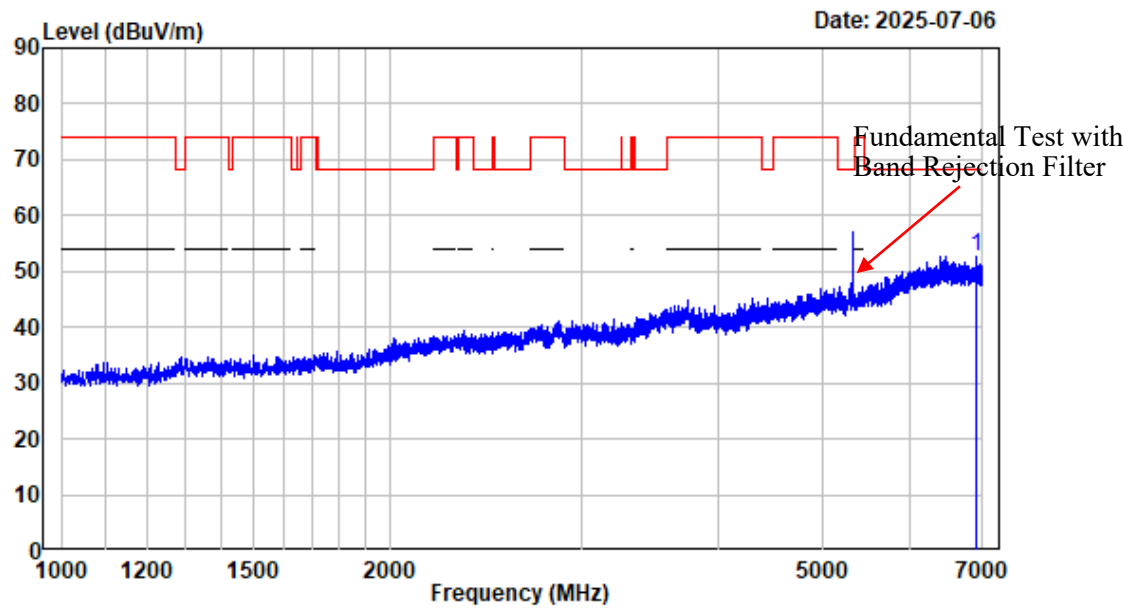
7-18GHz_Vertical_Average_802.11ac-VHT80_5210MHz



Condition : Vertical
Project No. : 2501U63859E-RF
Tester : Zenos Qiao
Spectrum setting: Average reading:RBW:1MHz VBW:5kHz Detector:Peak
Note : 5GWiFi-Band1-AC80-5210

Freq Factor		Read	Limit	Over	Remark
		Level	Level	Line	
MHz	dB/m	dBuV	dBuV/m	dBuV/m	dB
1 17993.130	13.17	34.78	47.95	54.00	-6.05 Average

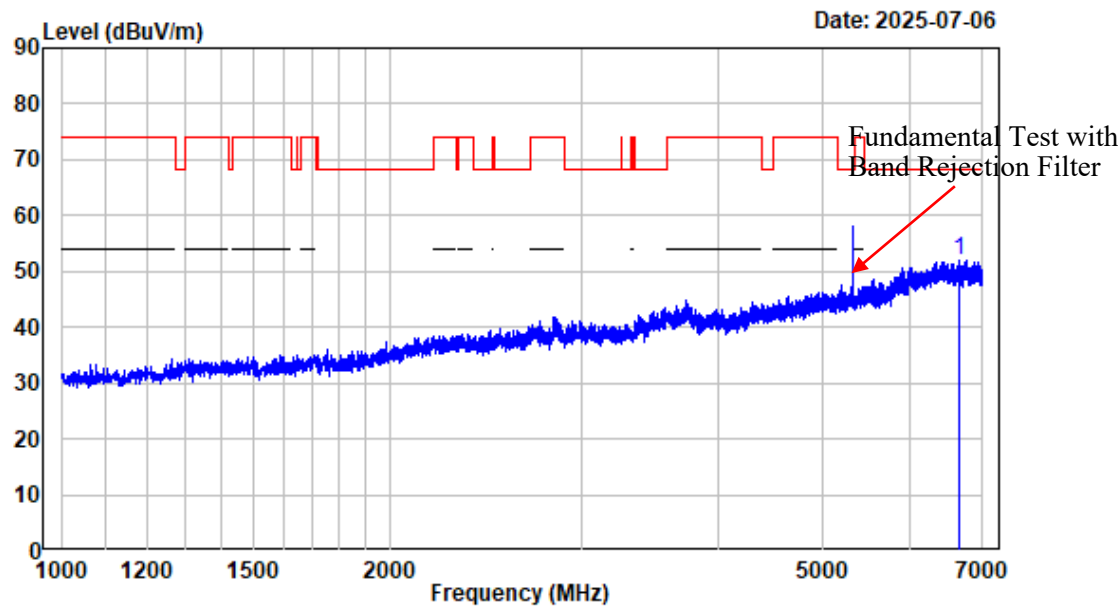
1-7GHz_Horizontal_802.11a_5320MHz



Condition : Horizontal
Project No. : 2501U63859E-RF
Tester : Zenos Qiao
Spectrum setting: Peak reading:RBW:1MHz VBW:3MHz Detector:Peak
Note : 5GWiFi-Band2-A-5320

Freq Factor		Read Level	Level	Limit Line	Over Limit	Remark
MHz	dB/m	dBuV	dBuV/m	dBuV/m	dB	
1	6912.239	-3.03	55.64	52.61	68.20	-15.59 Peak

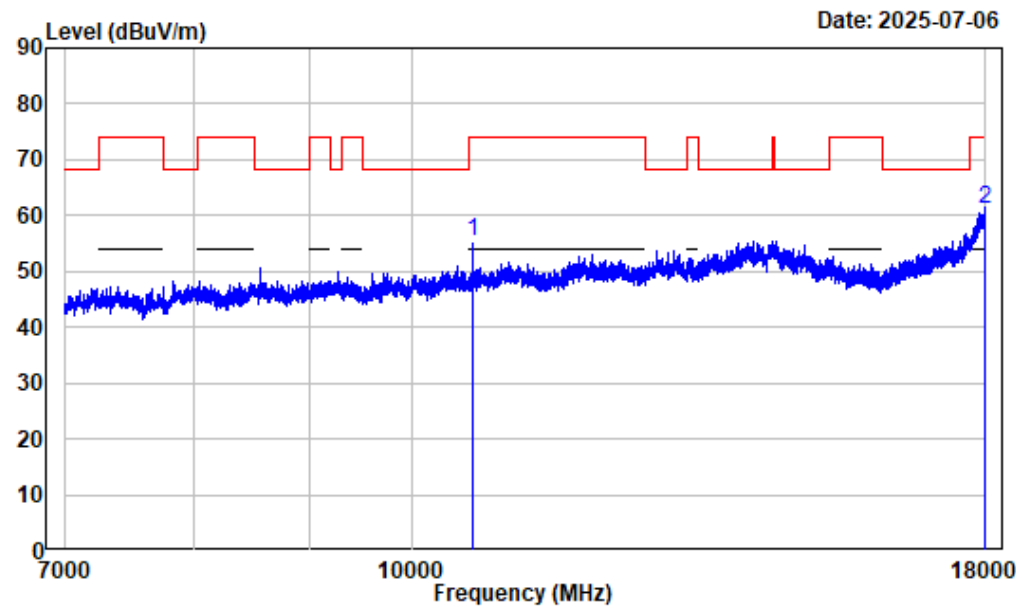
1-7GHz_Vertical_802.11a_5320MHz



Condition : Vertical
Project No. : 2501U63859E-RF
Tester : Zenos Qiao
Spectrum setting: Peak reading:RBW:1MHz VBW:3MHz Detector:Peak
Note : 5GWiFi-Band2-A-5320

Freq Factor		Read Level	Level	Limit Line	Over Limit	Remark
MHz	dB/m	dBuV	dBuV/m	dBuV/m	dB	
1	6669.959	-3.11	55.20	52.09	68.20	-16.11 Peak

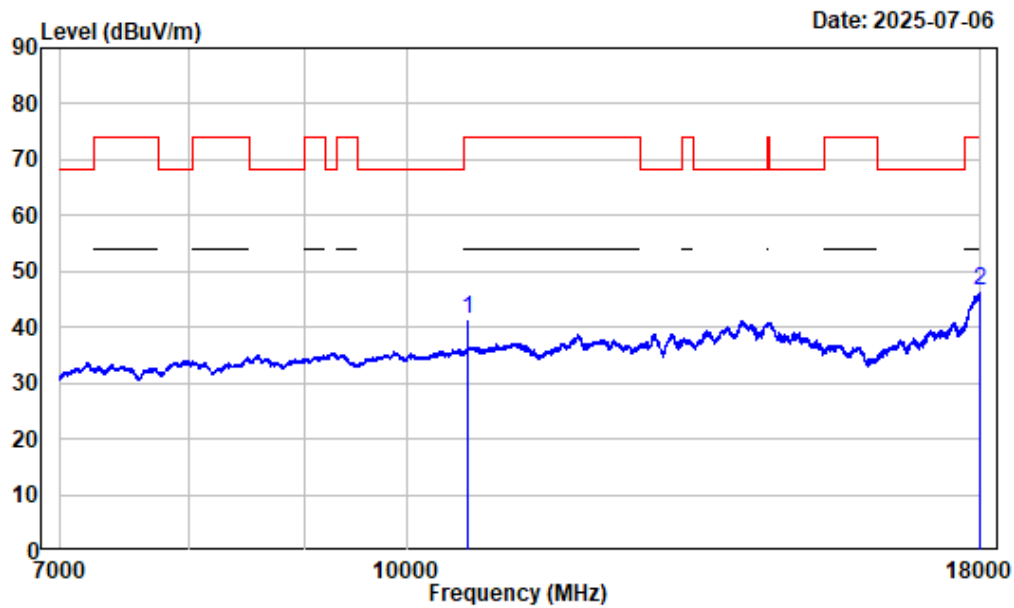
7-18GHz_Horizontal_Peak_802.11a_5320MHz



Condition : Horizontal
Project No. : 2501U63859E-RF
Tester : Zenos Qiao
Spectrum setting: Peak reading:RBW:1MHz VBW:3MHz Detector:Peak
Note : 5GWiFi-Band2-A-5320

Freq Factor		Read	Limit	Over	Remark
MHz	dB/m	Level	Level	Line	
		dBuV	dBuV/m	dBuV/m	
1	10640.000	2.59	52.85	55.44	74.00 -18.56 Peak
2	17997.250	13.19	48.11	61.30	74.00 -12.70 Peak

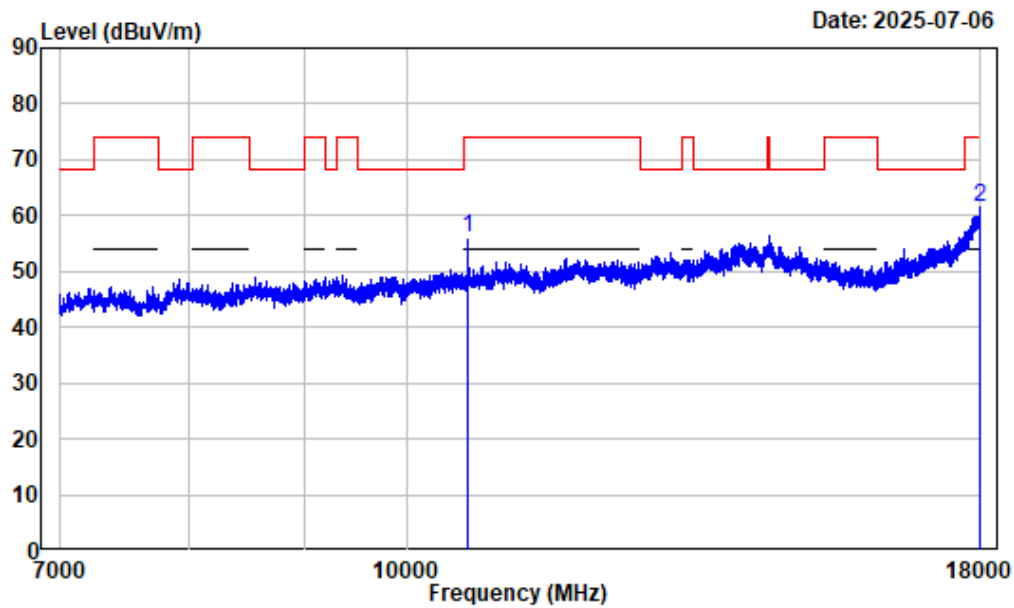
7-18GHz_Horizontal_Average_802.11a_5320MHz



Condition : Horizontal
Project No. : 2501U63859E-RF
Tester : Zenos Qiao
Spectrum setting: Average reading:RBW:1MHz VBW:1kHz Detector:Peak
Note : 5GWiFi-Band2-A-5320

Freq Factor		Read Level		Limit	Over	Remark
MHz	dB/m	dBuV	dBuV/m	dBuV/m	dB	
1 10640.000	2.59	38.70	41.29	54.00	-12.71	Average
2 17998.630	13.19	33.27	46.46	54.00	-7.54	Average

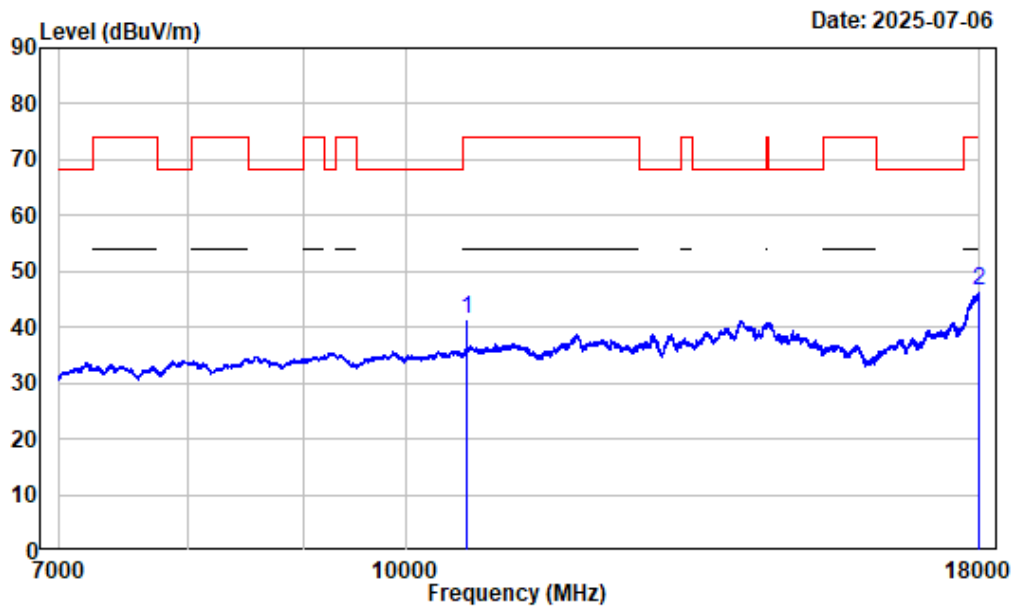
7-18GHz_Vertical_Peak_802.11a_5320MHz



Condition : Vertical
Project No. : 2501U63859E-RF
Tester : Zenos Qiao
Spectrum setting: Peak reading:RBW:1MHz VBW:3MHz Detector:Peak
Note : 5GWiFi-Band2-A-5320

Freq Factor		Read	Limit	Over	Remark
MHz	dB/m	Level	Level	Line	
		dBuV	dBuV/m	dBuV/m	dB
1 10640.000	2.59	53.28	55.87	74.00	-18.13 Peak
2 17991.750	13.16	48.26	61.42	74.00	-12.58 Peak

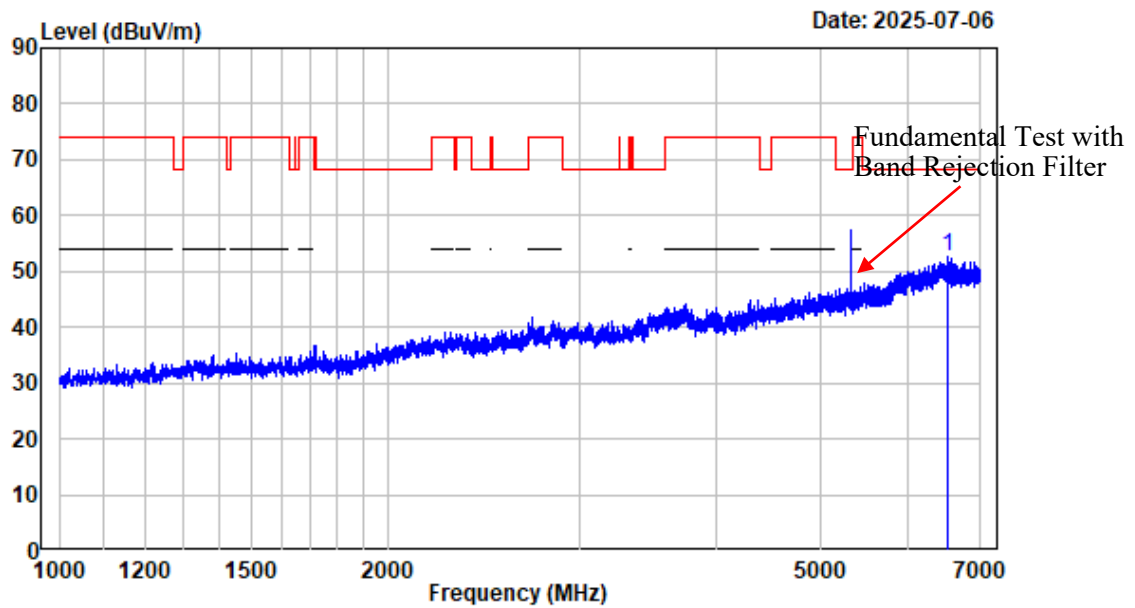
7-18GHz_Vertical_Average_802.11a_5320MHz



Condition : Vertical
Project No. : 2501U63859E-RF
Tester : Zenos Qiao
Spectrum setting: Average reading:RBW:1MHz VBW:1kHz Detector:Peak
Note : 5GWiFi-Band2-A-5320

Freq Factor		Read Level		Limit	Over	Remark
				Line	Limit	
MHz	dB/m	dBuV	dBuV/m	dBuV/m	dB	
1 10640.000	2.59	38.91	41.50	54.00	-12.50	Average
2 17995.880	13.18	33.41	46.59	54.00	-7.41	Average

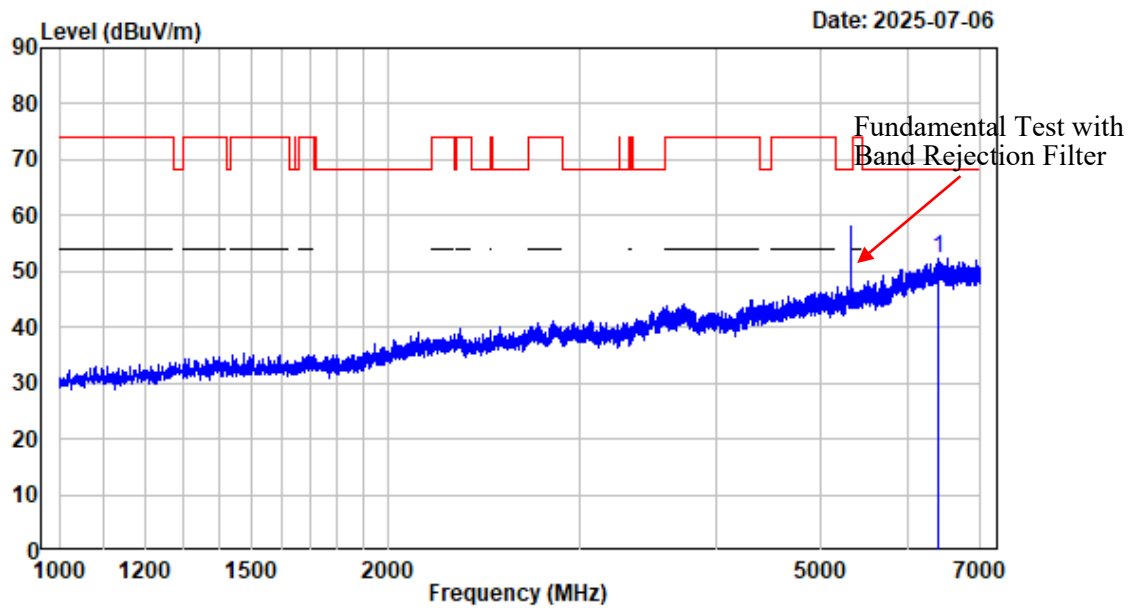
1-7GHz_Horizontal_802.11ac-VHT20_5320MHz



Condition : Horizontal
Project No. : 2501U63859E-RF
Tester : Zenos Qiao
Spectrum setting: Peak reading:RBW:1MHz VBW:3MHz Detector:Peak
Note : 5GWiFi-Band2-AC20-5320

Freq Factor		Read	Limit	Over	Remark
		Level	Level	Line	
MHz	dB/m	dBuV	dBuV/m	dBuV/m	dB
1	6540.192	-3.02	55.59	52.57	68.20 -15.63 Peak

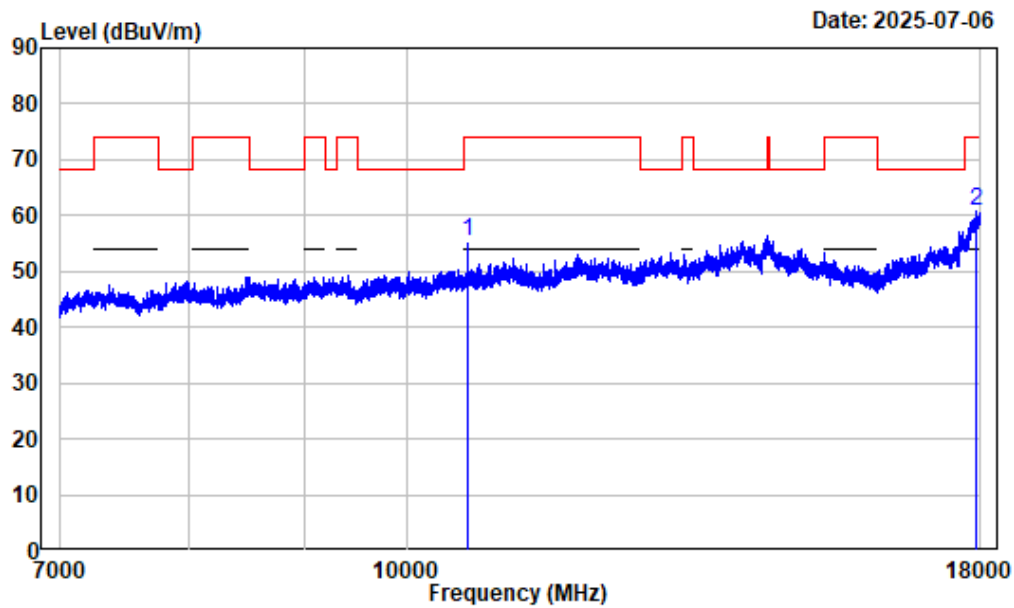
1-7GHz_Vertical_802.11ac-VHT20_5320MHz



Condition : Vertical
Project No. : 2501U63859E-RF
Tester : Zenos Qiao
Spectrum setting: Peak reading:RBW:1MHz VBW:3MHz Detector:Peak
Note : 5GWiFi-Band2-AC20-5320

	Freq	Factor	Read Level	Level	Limit Line	Over Limit	Remark
	MHz	dB/m	dBuV	dBuV/m	dBuV/m	dB	
1	6395.424	-2.93	55.12	52.19	68.20	-16.01	Peak

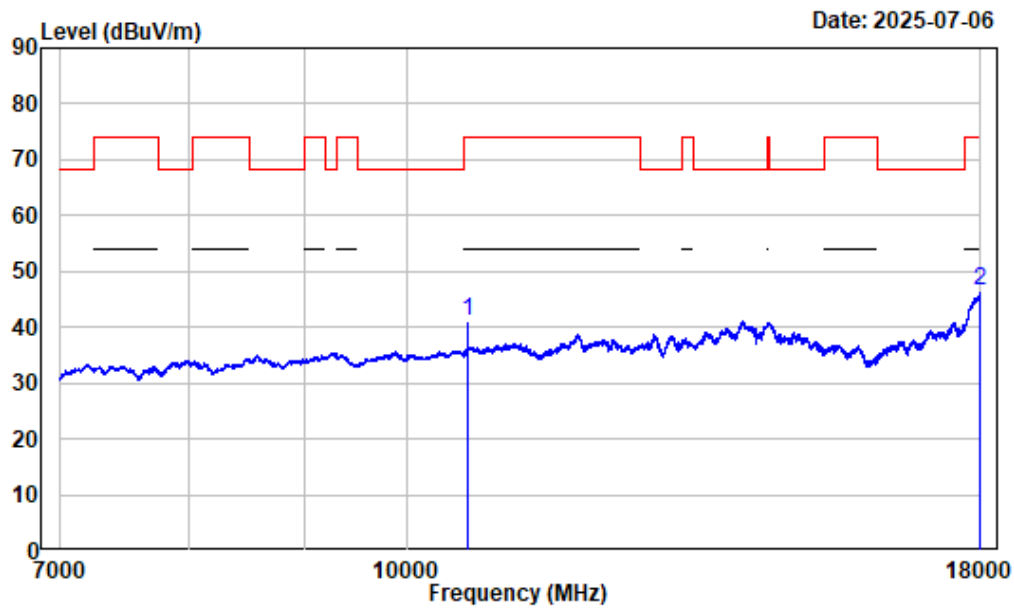
7-18GHz_Horizontal_Peak_802.11ac-VHT20_5320MHz



Condition : Horizontal
Project No. : 2501U63859E-RF
Tester : Zenos Qiao
Spectrum setting: Peak reading:RBW:1MHz VBW:3MHz Detector:Peak
Note : 5GWiFi-Band2-AC20-5320

Freq Factor		Read	Limit	Over	Remark
MHz	dB/m	Level	Level	Line	
		dBuV	dBuV/m	dBuV/m	dB
1 10640.000	2.59	52.72	55.31	74.00	-18.69 Peak
2 17914.740	12.77	48.17	60.94	74.00	-13.06 Peak

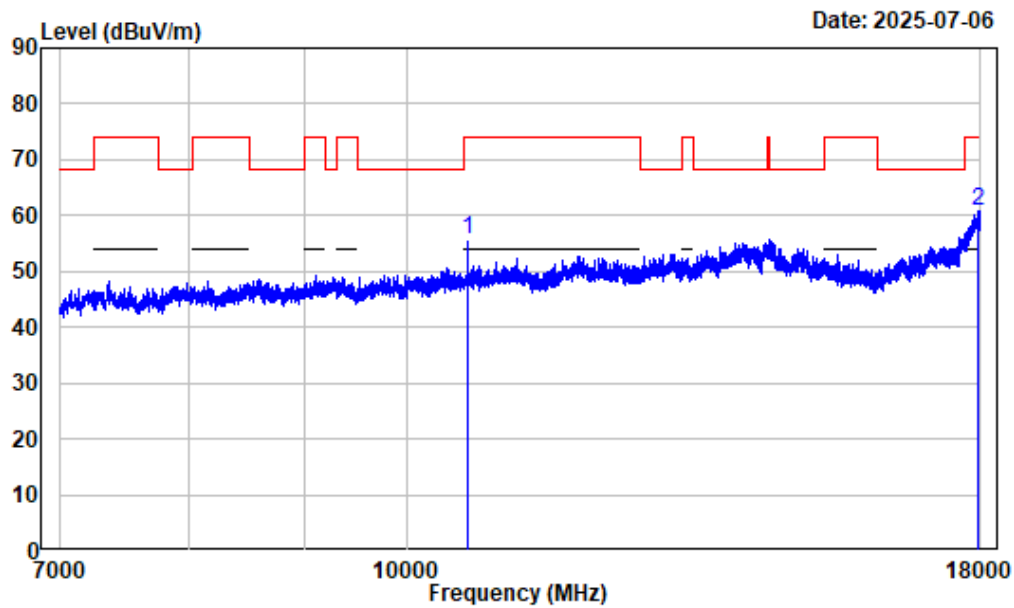
7-18GHz_Horizontal_Average_802.11ac-VHT20_5320MHz



Condition : Horizontal
Project No. : 2501U63859E-RF
Tester : Zenos Qiao
Spectrum setting: Average reading:RBW:1MHz VBW:1kHz Detector:Peak
Note : 5GWiFi-Band2-AC20-5320

Freq Factor		Read Level		Limit	Over	Remark
				Line	Limit	
MHz	dB/m	dBuV	dBuV/m	dBuV/m	dB	
1 10640.000	2.59	38.63	41.22	54.00	-12.78	Average
2 17995.880	13.18	33.27	46.45	54.00	-7.55	Average

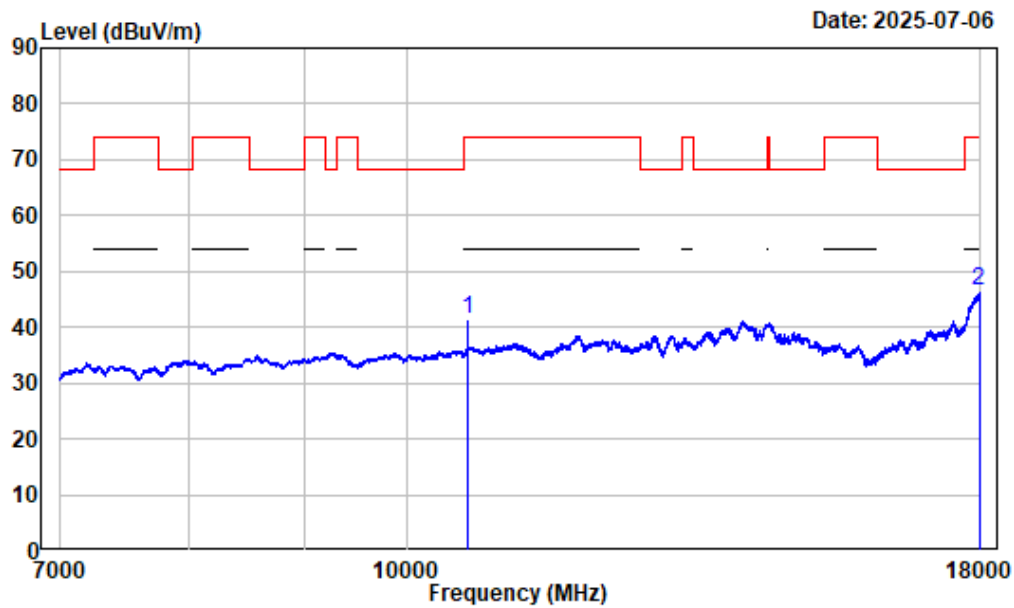
7-18GHz_Vertical_Peak_802.11ac-VHT20_5320MHz



Condition : Vertical
Project No. : 2501U63859E-RF
Tester : Zenos Qiao
Spectrum setting: Peak reading:RBW:1MHz VBW:3MHz Detector:Peak
Note : 5GWiFi-Band2-AC20-5320

	Freq	Factor	Read Level	Level	Limit Line	Over Limit	Remark
	MHz	dB/m	dBuV	dBuV/m	dBuV/m	dB	
1	10640.000	2.59	53.17	55.76	74.00	-18.24	Peak
2	17965.620	13.03	47.87	60.90	74.00	-13.10	Peak

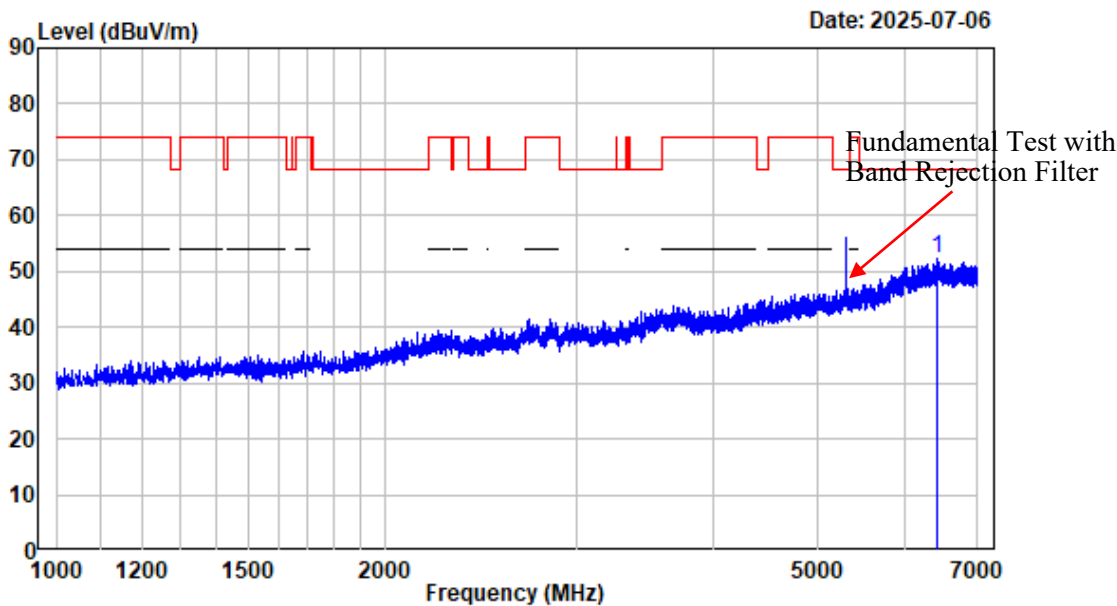
7-18GHz_Vertical_Average_802.11ac-VHT20_5320MHz



Condition : Vertical
Project No. : 2501U63859E-RF
Tester : Zenos Qiao
Spectrum setting: Average reading:RBW:1MHz VBW:1kHz Detector:Peak
Note : 5GWiFi-Band2-AC20-5320

Freq Factor		Read Level		Limit	Over	Remark
MHz	dB/m	dBuV	dBuV/m	dBuV/m	dB	
1 10640.000	2.59	38.85	41.44	54.00	-12.56	Average
2 17972.500	13.07	33.50	46.57	54.00	-7.43	Average

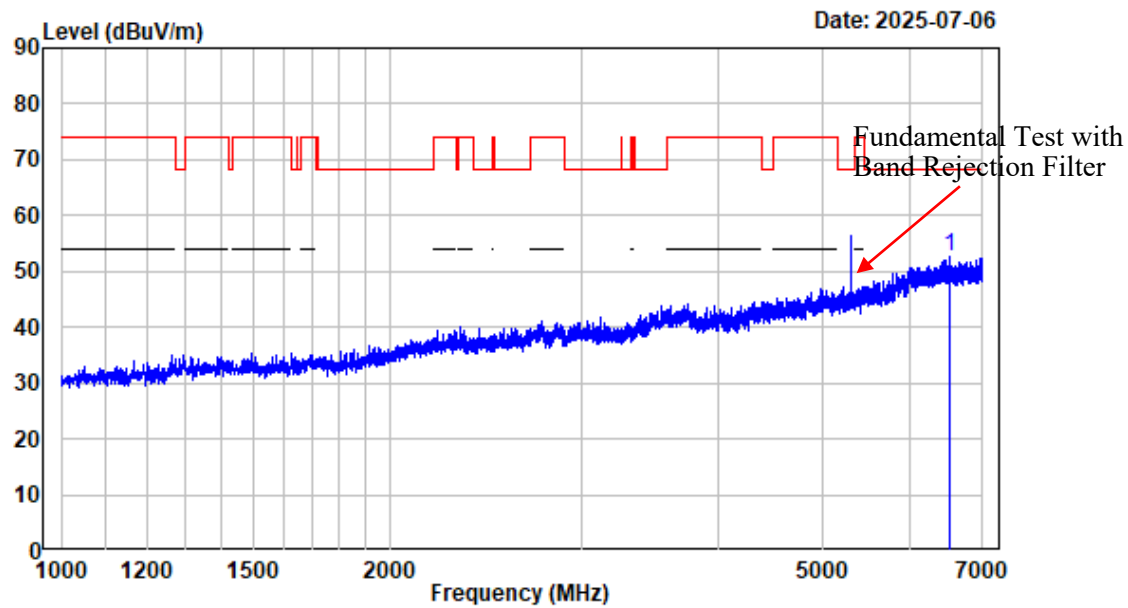
1-7GHz_Horizontal_802.11ac-VHT40_5310MHz



Condition : Horizontal
Project No. : 2501U63859E-RF
Tester : Zenos Qiao
Spectrum setting: Peak reading:RBW:1MHz VBW:3MHz Detector:Peak
Note : 5GWiFi-Band2-AC40-5310

Freq Factor		Read	Limit	Over	Remark
		Level	Level	Line	
MHz	dB/m	dBuV	dBuV/m	dBuV/m	dB
1 6428.429	-2.89	55.33	52.44	68.20	-15.76 Peak

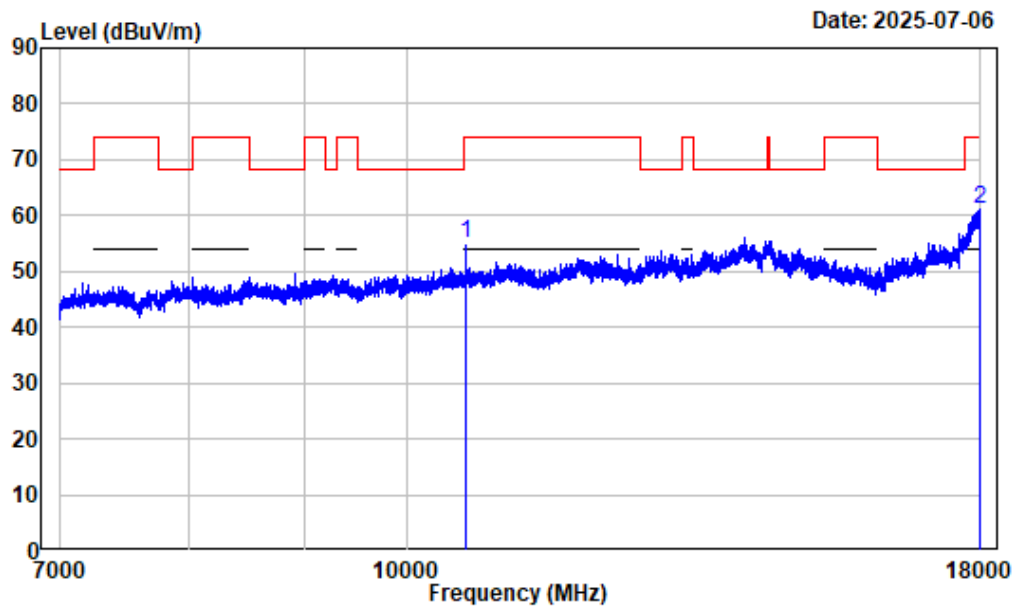
1-7GHz_Vertical_802.11ac-VHT40_5310MHz



Condition : Vertical
Project No. : 2501U63859E-RF
Tester : Zenos Qiao
Spectrum setting: Peak reading:RBW:1MHz VBW:3MHz Detector:Peak
Note : 5GWiFi-Band2-AC40-5310

Freq Factor		Read	Limit	Over	Remark
Level	Level	Line	Limit	Limit	
MHz	dB/m	dBuV	dBuV/m	dBuV/m	dB
1	6530.441	-3.00	55.80	52.80	68.20 -15.40 Peak

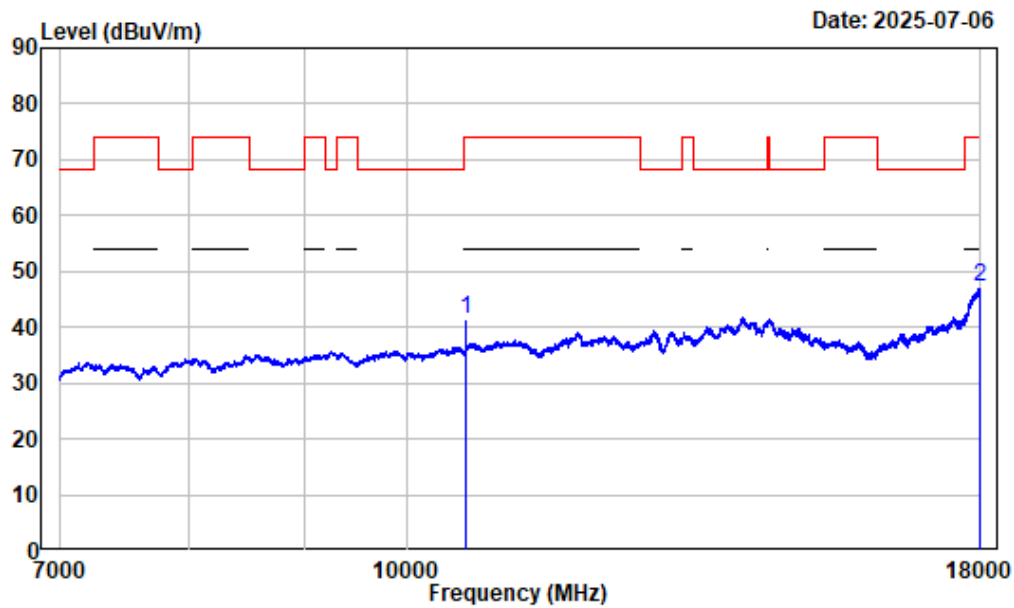
7-18GHz_Horizontal_Peak_802.11ac-VHT40_5310MHz



Condition : Horizontal
Project No. : 2501U63859E-RF
Tester : Zenos Qiao
Spectrum setting: Peak reading:RBW:1MHz VBW:3MHz Detector:Peak
Note : 5GWiFi-Band2-AC40-5310

	Freq	Factor	Read Level	Level	Limit Line	Over Limit	Remark
	MHz	dB/m	dBuV	dBuV/m	dBuV/m	dB	
1	10620.000	2.37	52.68	55.05	74.00	-18.95	Peak
2	17984.870	13.12	47.97	61.09	74.00	-12.91	Peak

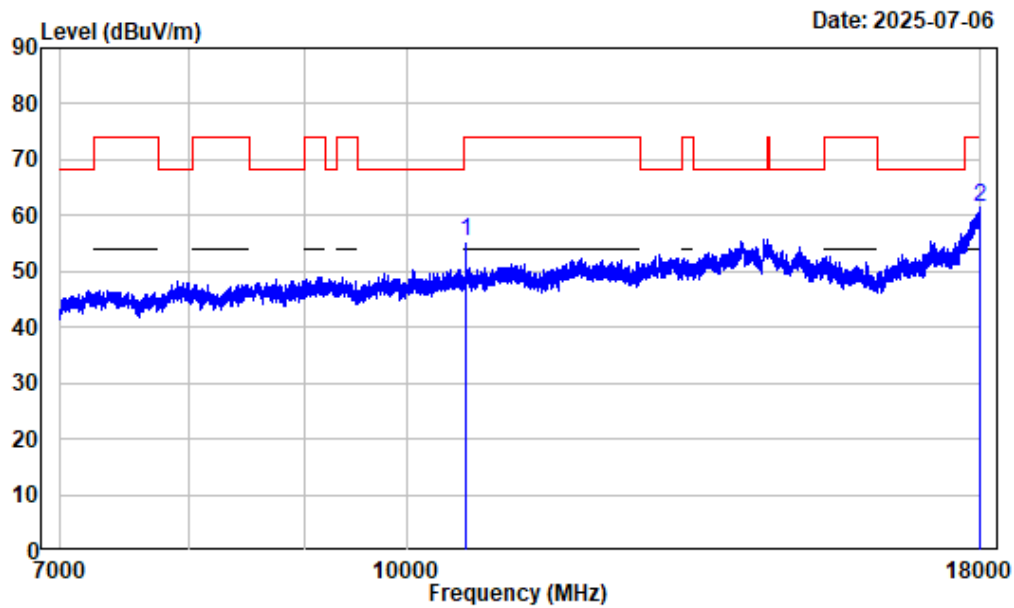
7-18GHz_Horizontal_Average_802.11ac-VHT40_5310MHz



Condition : Horizontal
Project No. : 2501U63859E-RF
Tester : Zenos Qiao
Spectrum setting: Average reading:RBW:1MHz VBW:2kHz Detector:Peak
Note : 5GWiFi-Band2-AC40-5310

Freq Factor		Read		Limit	Over	Remark
MHz	dB/m	Level	Level	Line	Limit	
		dBuV	dBuV/m	dBuV/m	dB	
1 10620.000	2.37	39.21	41.58	54.00	-12.42	Average
2 17995.880	13.18	33.97	47.15	54.00	-6.85	Average

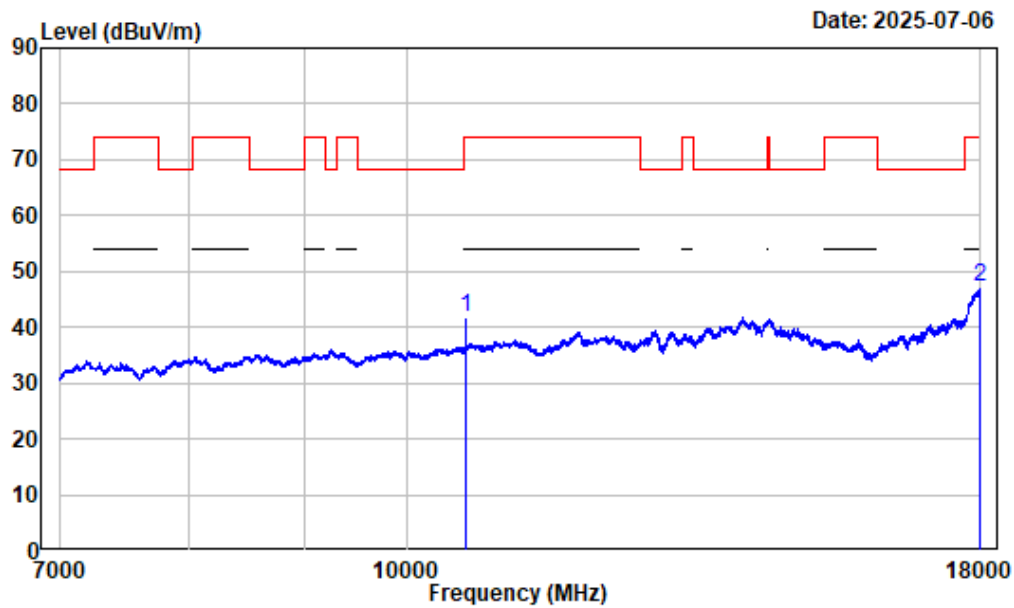
7-18GHz_Vertical_Peak_802.11ac-VHT40_5310MHz



Condition : Vertical
Project No. : 2501U63859E-RF
Tester : Zenos Qiao
Spectrum setting: Peak reading:RBW:1MHz VBW:3MHz Detector:Peak
Note : 5GWiFi-Band2-AC40-5310

Freq Factor		Read	Limit	Over	Remark
MHz	dB/m	Level	Level	Line	
		dBuV	dBuV/m	dBuV/m	dB
1 10620.000	2.37	53.14	55.51	74.00	-18.49 Peak
2 17991.750	13.16	48.39	61.55	74.00	-12.45 Peak

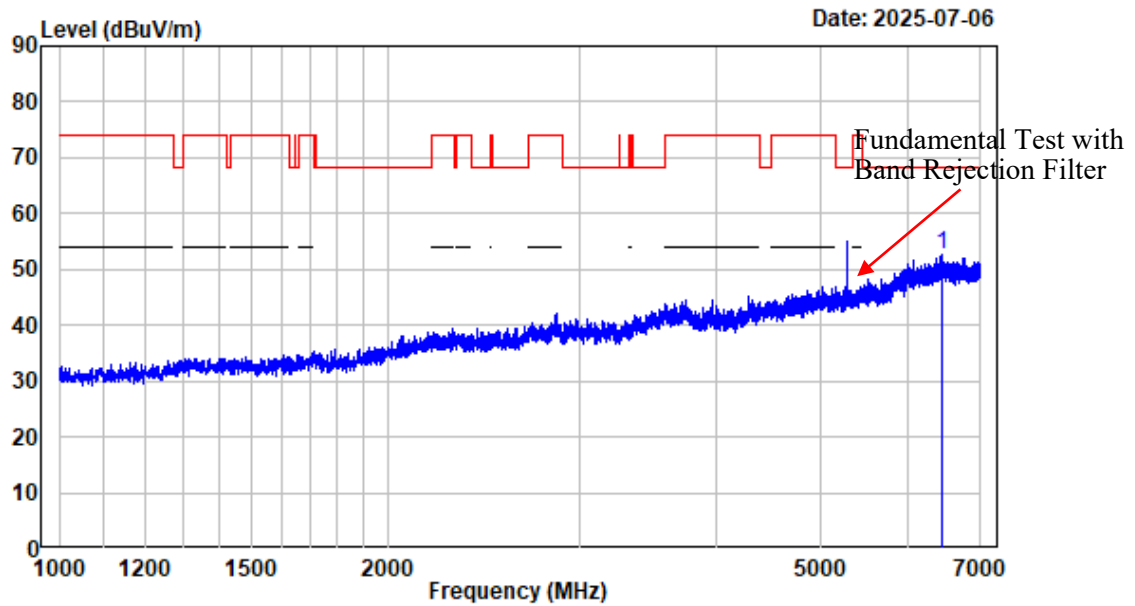
7-18GHz_Vertical_Average_802.11ac-VHT40_5310MHz



Condition : Vertical
Project No. : 2501U63859E-RF
Tester : Zenos Qiao
Spectrum setting: Average reading:RBW:1MHz VBW:2kHz Detector:Peak
Note : 5GWiFi-Band2-AC40-5310

Freq Factor		Read Level		Limit	Over	Remark
				Line	Limit	
MHz	dB/m	dBuV	dBuV/m	dBuV/m	dB	
1 10620.000	2.37	39.45	41.82	54.00	-12.18	Average
2 17994.500	13.17	34.12	47.29	54.00	-6.71	Average

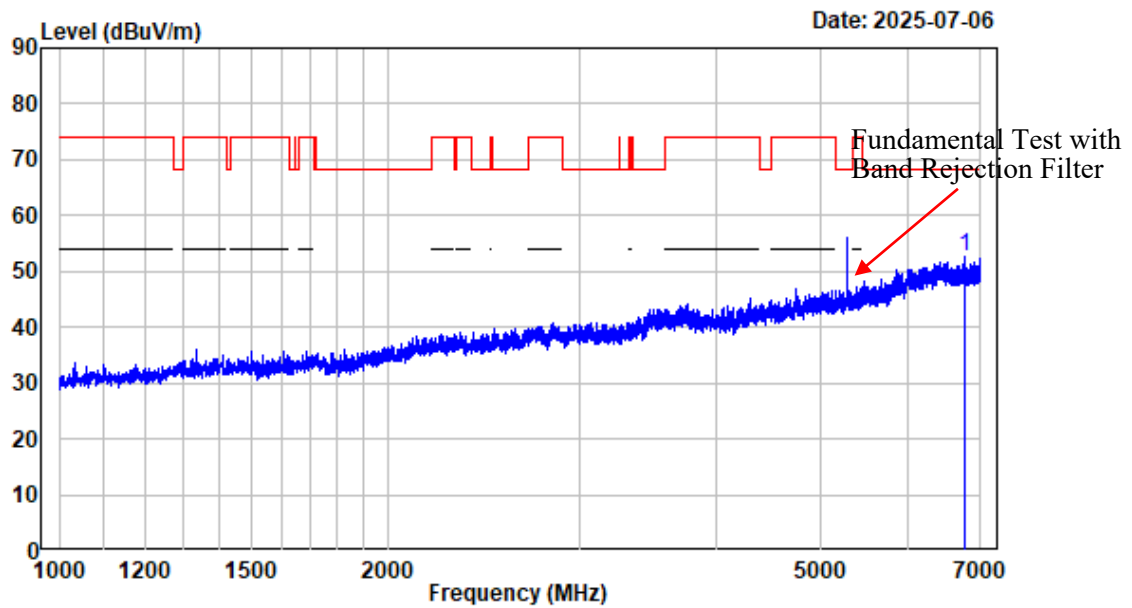
1-7GHz_Horizontal_802.11ac-VHT80_5290MHz



Condition : Horizontal
 Project No. : 2501U63859E-RF
 Tester : Zenos Qiao
 Spectrum setting: Peak reading:RBW:1MHz VBW:3MHz Detector:Peak
 Note : 5GWiFi-Band2-AC80-5290

Freq Factor		Read Level	Level	Limit Line	Over Limit	Remark
MHz	dB/m	dBuV	dBuV/m	dBuV/m	dB	
1 6442.680	-2.88	55.63	52.75	68.20	-15.45	Peak

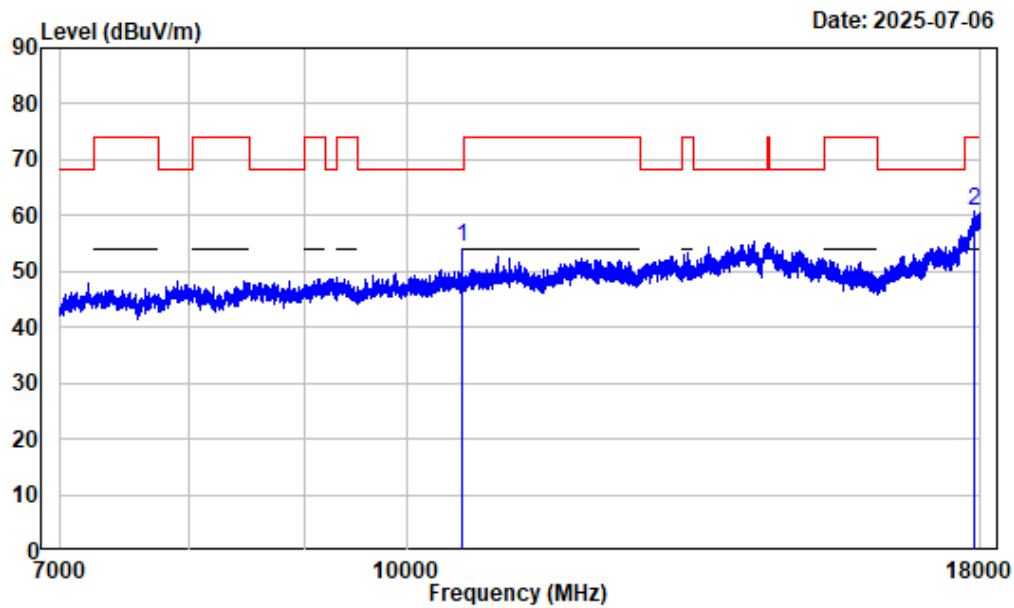
1-7GHz_Vertical_802.11ac-VHT80_5290MHz



Condition : Vertical
Project No. : 2501U63859E-RF
Tester : Zenos Qiao
Spectrum setting: Peak reading:RBW:1MHz VBW:3MHz Detector:Peak
Note : 5GWiFi-Band2-AC80-5290

	Freq	Factor	Read Level	Level	Limit Line	Over Limit	Remark
	MHz	dB/m	dBuV	dBuV/m	dBuV/m	dB	
1	6781.723	-3.30	55.79	52.49	68.20	-15.71	Peak

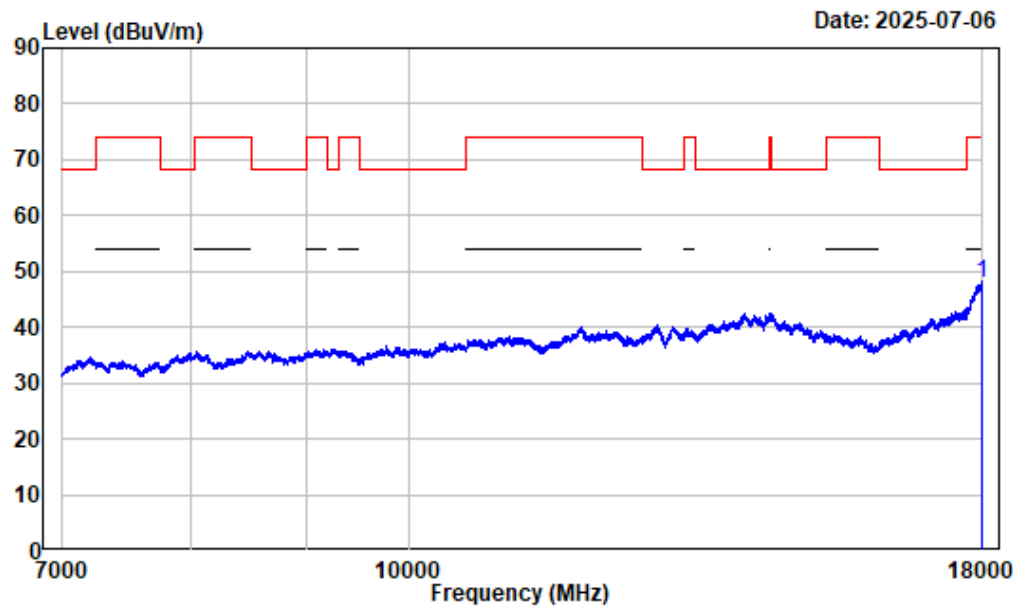
7-18GHz_Horizontal_Peak_802.11ac-VHT80_5290MHz



Condition : Horizontal
Project No. : 2501U63859E-RF
Tester : Zenos Qiao
Spectrum setting: Peak reading:RBW:1MHz VBW:3MHz Detector:Peak
Note : 5GWiFi-Band2-AC80-5290

Freq Factor		Read	Limit	Over	Remark
MHz	dB/m	Level	Level	Line	
		dBuV	dBuV/m	dBuV/m	dB
1 10580.000	2.18	52.06	54.24	68.20	-13.96 Peak
2 17900.990	12.71	47.99	60.70	74.00	-13.30 Peak

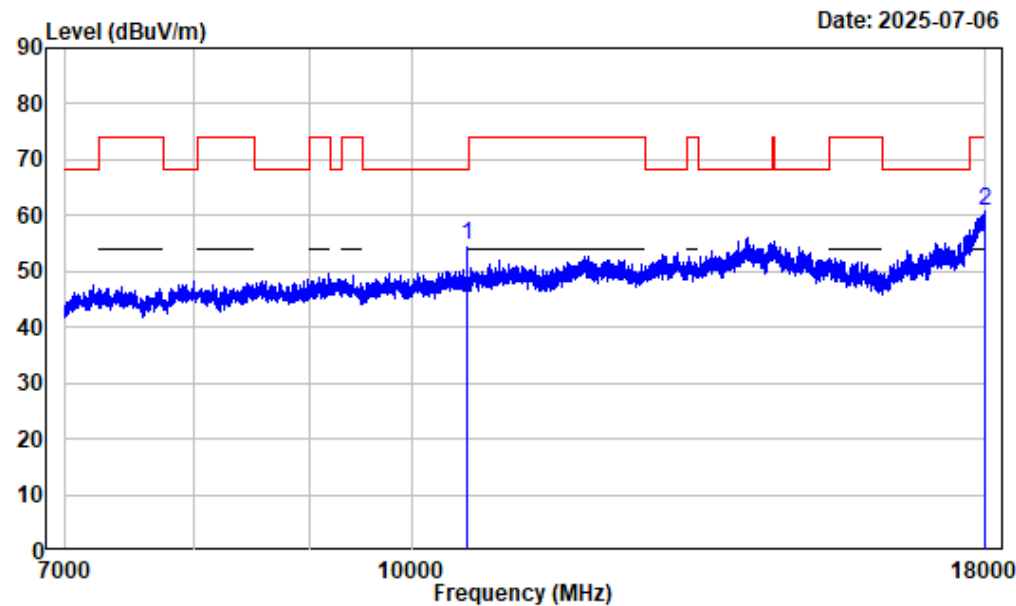
7-18GHz_Horizontal_Average_802.11ac-VHT80_5290MHz



Condition : Horizontal
Project No. : 2501U63859E-RF
Tester : Zenos Qiao
Spectrum setting: Average reading:RBW:1MHz VBW:5kHz Detector:Peak
Note : 5GWiFi-Band2-AC80-5290

Freq Factor		Read Level	Level	Limit Line	Over Limit	Remark
MHz	dB/m	dBuV	dBuV/m	dBuV/m	dB	
1 17995.880	13.18	34.65	47.83	54.00	-6.17	Average

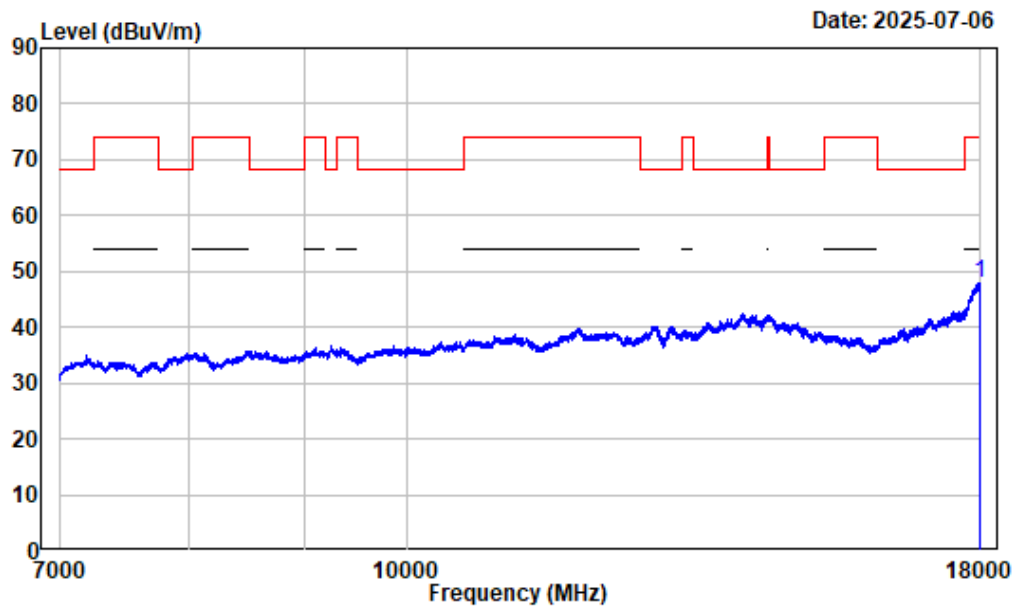
7-18GHz_Vertical_Peak_802.11ac-VHT80_5290MHz



Condition : Vertical
Project No. : 2501U63859E-RF
Tester : Zenos Qiao
Spectrum setting: Peak reading:RBW:1MHz VBW:3MHz Detector:Peak
Note : 5GWiFi-Band2-AC80-5290

	Freq	Factor	Read Level	Level	Limit Line	Over Limit	Remark
	MHz	dB/m	dBuV	dBuV/m	dBuV/m	dB	
1	10580.000	2.18	52.51	54.69	68.20	-13.51	Peak
2	17998.630	13.19	47.45	60.64	74.00	-13.36	Peak

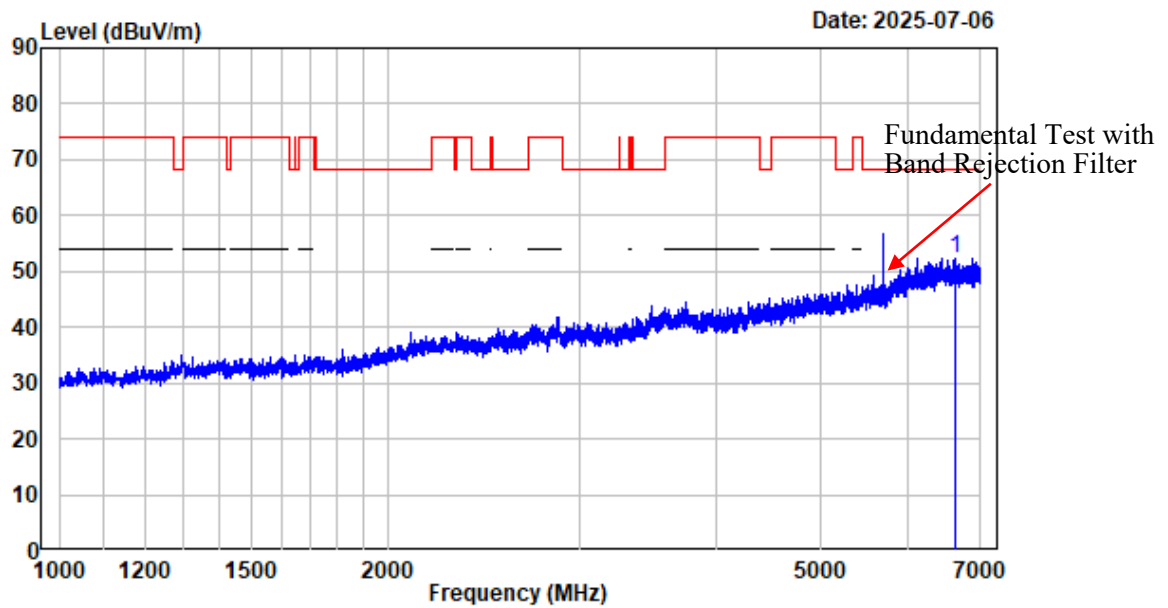
7-18GHz_Vertical_Average_802.11ac-VHT80_5290MHz



Condition : Vertical
Project No. : 2501U63859E-RF
Tester : Zenos Qiao
Spectrum setting: Average reading:RBW:1MHz VBW:5kHz Detector:Peak
Note : 5GWiFi-Band2-AC80-5290

Freq Factor		Read Level		Limit	Over	Remark
MHz	dB/m	dBuV	dBuV/m	dBuV/m	dB	
1 17991.750	13.16	34.78	47.94	54.00	-6.06	Average

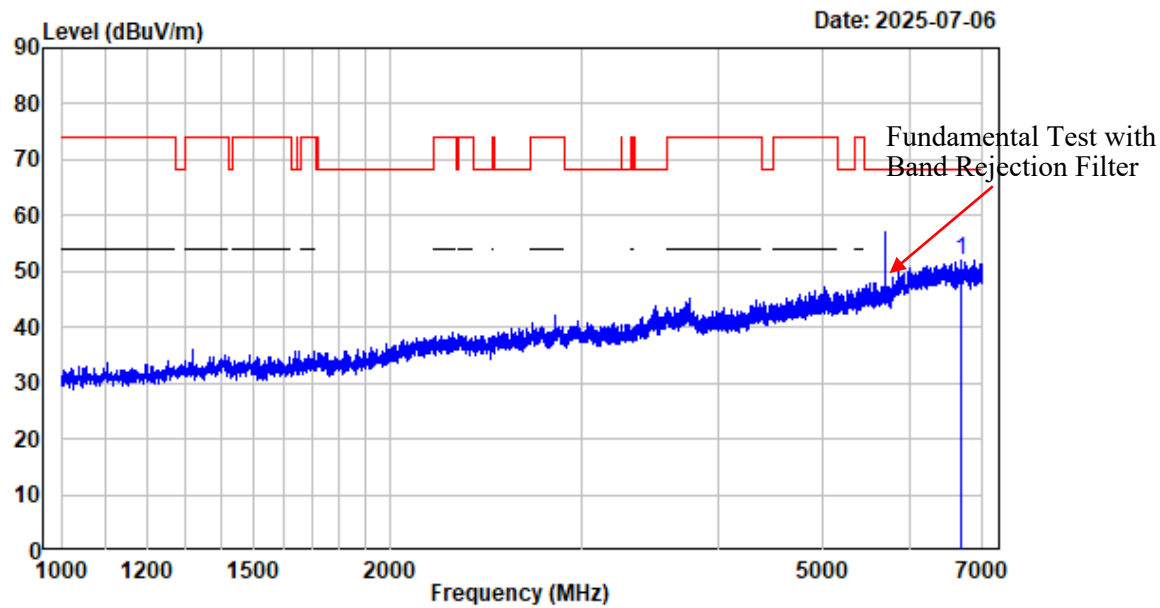
1-7GHz_Horizontal_802.11a_5700MHz



Condition : Horizontal
Project No. : 2501U63859E-RF
Tester : Zenos Qiao
Spectrum setting: Peak reading:RBW:1MHz VBW:3MHz Detector:Peak
Note : 5GWiFi-Band3-A-5700

Freq Factor		Read	Limit	Over	Remark
		Level	Level	Line	
MHz	dB/m	dBuV	dBuV/m	dBuV/m	dB
1 6634.704	-3.00	55.40	52.40	68.20	-15.80 Peak

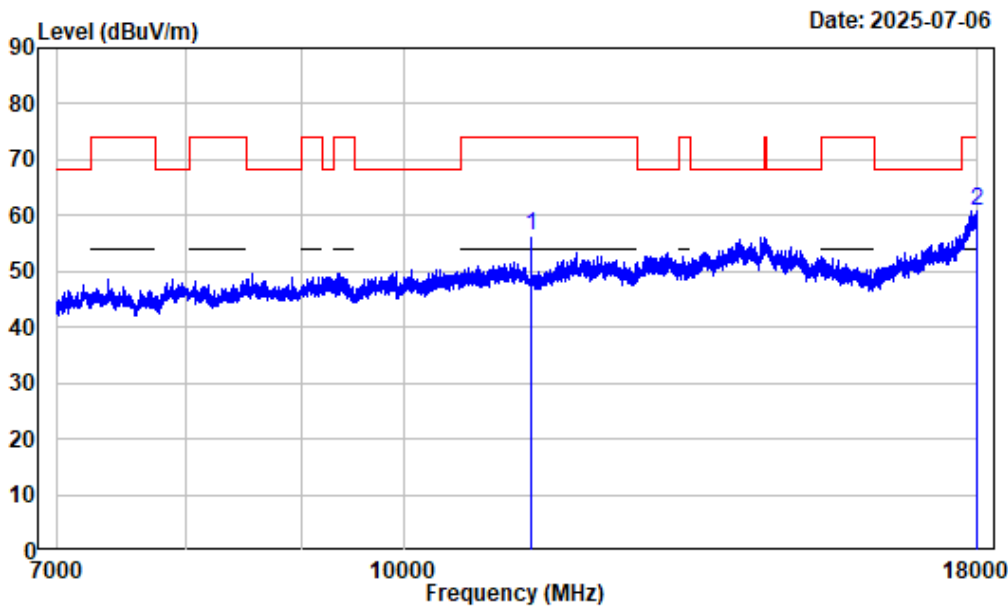
1-7GHz_Vertical_802.11a_5700MHz



Condition : Vertical
Project No. : 2501U63859E-RF
Tester : Zenos Qiao
Spectrum setting: Peak reading:RBW:1MHz VBW:3MHz Detector:Peak
Note : 5GWiFi-Band3-A-5700

Freq Factor		Read Level	Level	Limit Line	Over Limit	Remark
MHz	dB/m	dBuV	dBuV/m	dBuV/m	dB	
1 6683.460	-3.22	55.33	52.11	68.20	-16.09	Peak

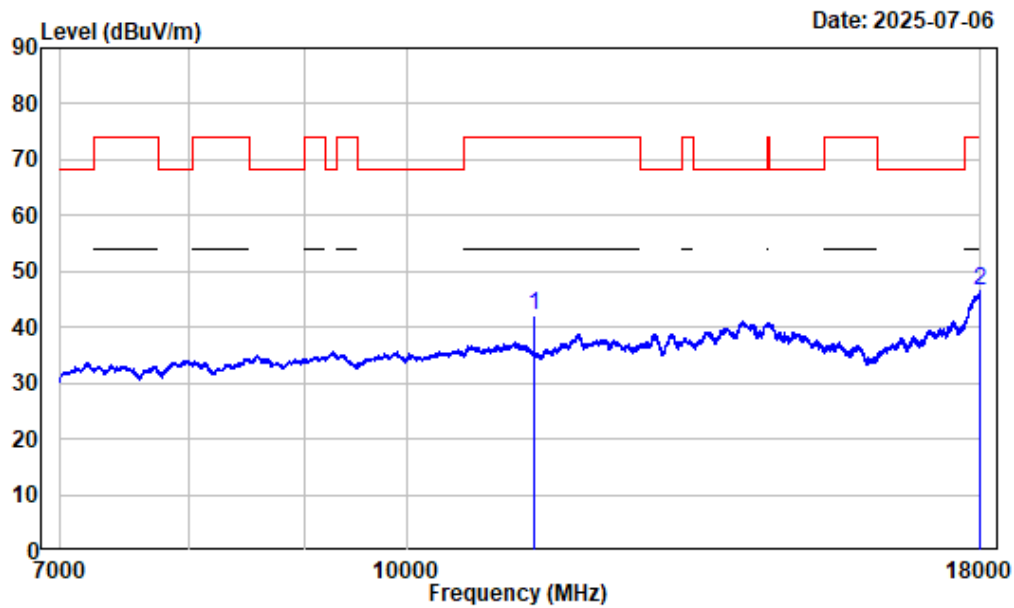
7-18GHz_Horizontal_Peak_802.11a_5700MHz



Condition : Horizontal
Project No. : 2501U63859E-RF
Tester : Zenos Qiao
Spectrum setting: Peak reading:RBW:1MHz VBW:3MHz Detector:Peak
Note : 5GWiFi-Band3-A-5700

Freq Factor		Read Level	Level	Limit Line	Over Limit	Remark
MHz	dB/m	dBuV	dBuV/m	dBuV/m	dB	
1 11400.000	3.32	52.91	56.23	74.00	-17.77	Peak
2 17990.370	13.15	47.64	60.79	74.00	-13.21	Peak

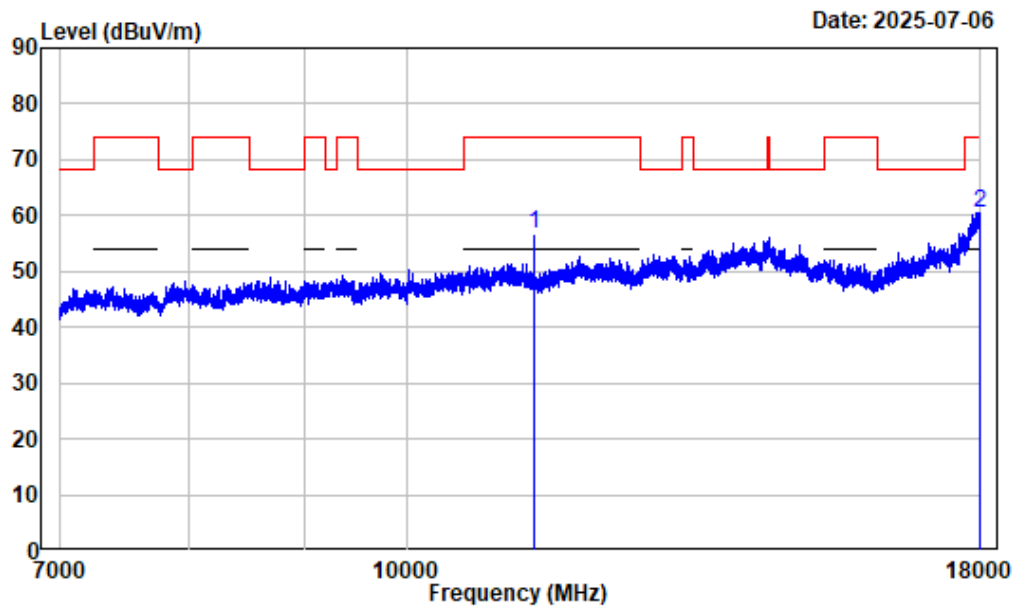
7-18GHz_Horizontal_Average_802.11a_5700MHz



Condition : Horizontal
Project No. : 2501U63859E-RF
Tester : Zenos Qiao
Spectrum setting: Average reading:RBW:1MHz VBW:1kHz Detector:Peak
Note : 5GWiFi-Band3-A-5700

Freq Factor		Read Level		Limit	Over	Remark
MHz	dB/m	dBuV	dBuV/m	dBuV/m	dB	
1 11400.000	3.32	38.67	41.99	54.00	-12.01	Average
2 17995.880	13.18	33.27	46.45	54.00	-7.55	Average

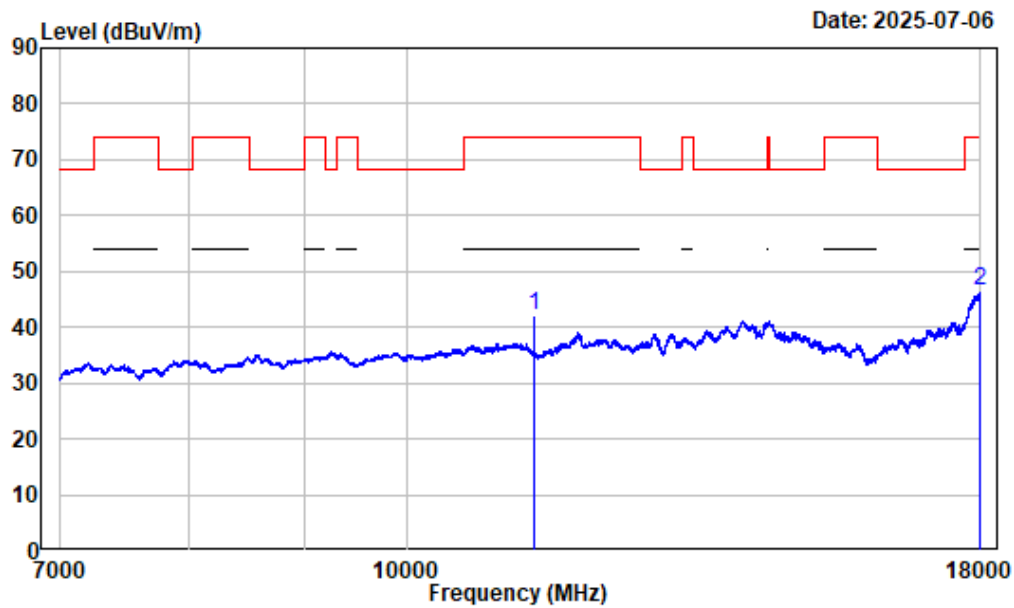
7-18GHz_Vertical_Peak_802.11a_5700MHz



Condition : Vertical
Project No. : 2501U63859E-RF
Tester : Zenos Qiao
Spectrum setting: Peak reading:RBW:1MHz VBW:3MHz Detector:Peak
Note : 5GWiFi-Band3-A-5700

	Freq	Factor	Read Level	Level	Limit Line	Over Limit	Remark
	MHz	dB/m	dBuV	dBuV/m	dBuV/m	dB	
1	11400.000	3.32	53.36	56.68	74.00	-17.32	Peak
2	17975.250	13.08	47.51	60.59	74.00	-13.41	Peak

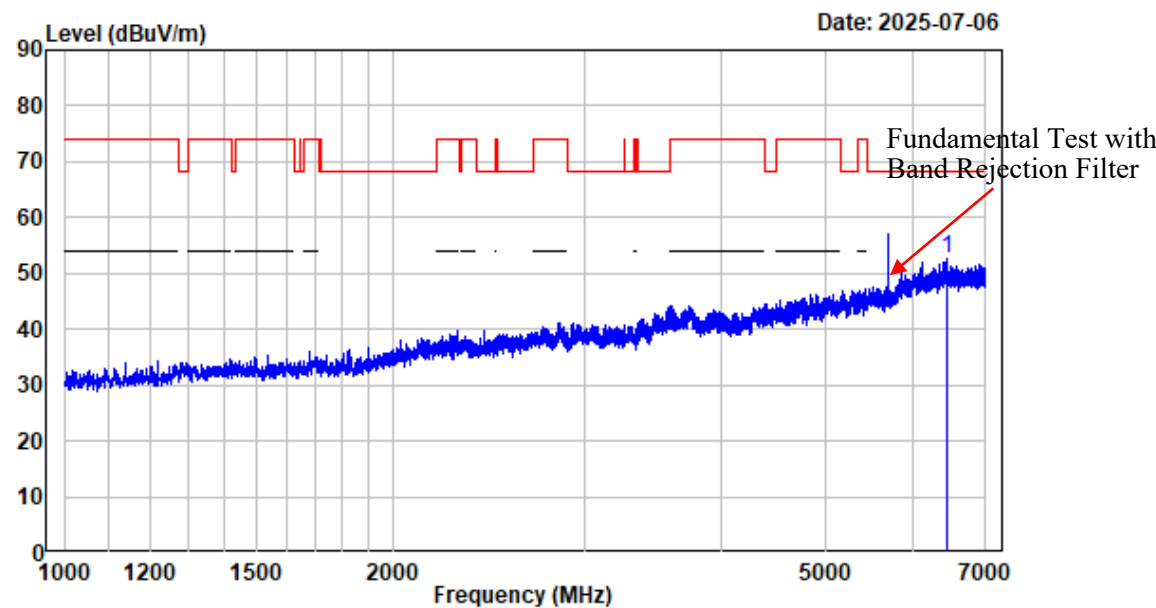
7-18GHz_Vertical_Average_802.11a_5700MHz



Condition : Vertical
Project No. : 2501U63859E-RF
Tester : Zenos Qiao
Spectrum setting: Average reading:RBW:1MHz VBW:1kHz Detector:Peak
Note : 5GWiFi-Band3-A-5700

Freq Factor		Read Level		Limit	Over	Remark
MHz	dB/m	dBuV	dBuV/m	dBuV/m	dB	
1 11400.000	3.32	38.89	42.21	54.00	-11.79	Average
2 17998.630	13.19	33.36	46.55	54.00	-7.45	Average

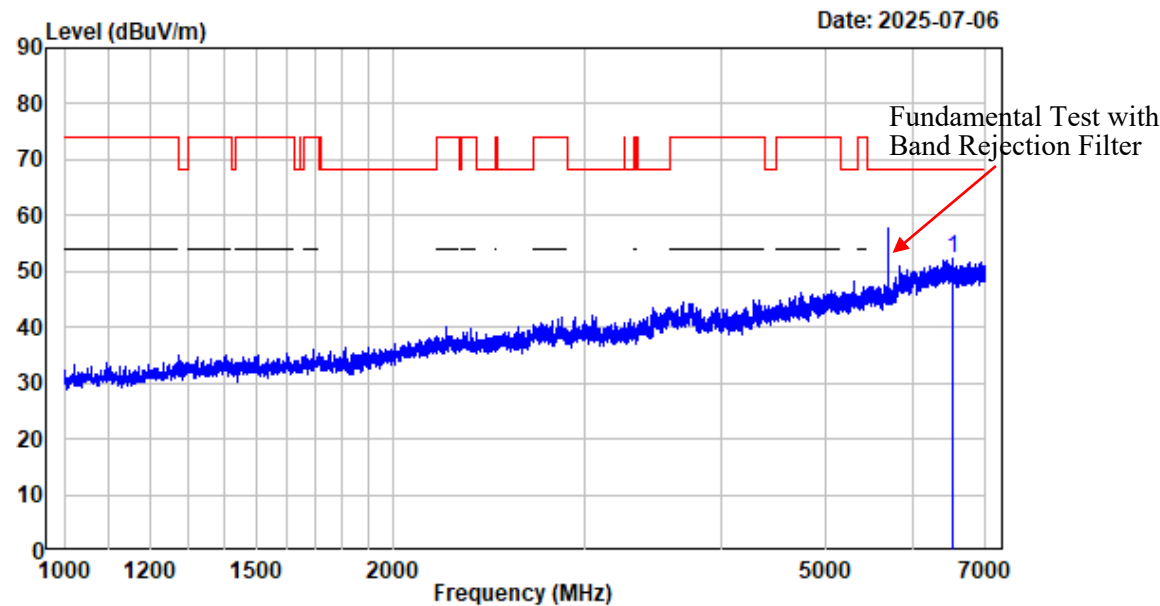
1-7GHz_Horizontal_802.11ac-VHT20_5700MHz



Condition : Horizontal
Project No. : 2501U63859E-RF
Tester : Zenos Qiao
Spectrum setting: Peak reading:RBW:1MHz VBW:3MHz Detector:Peak
Note : 5GWiFi-Band3-AC20-5700

Freq Factor		Read Level	Level	Limit Line	Over Limit	Remark
MHz	dB/m	dBuV	dBuV/m	dBuV/m	dB	
1	6443.431	-2.87	55.37	52.50	68.20	-15.70 Peak

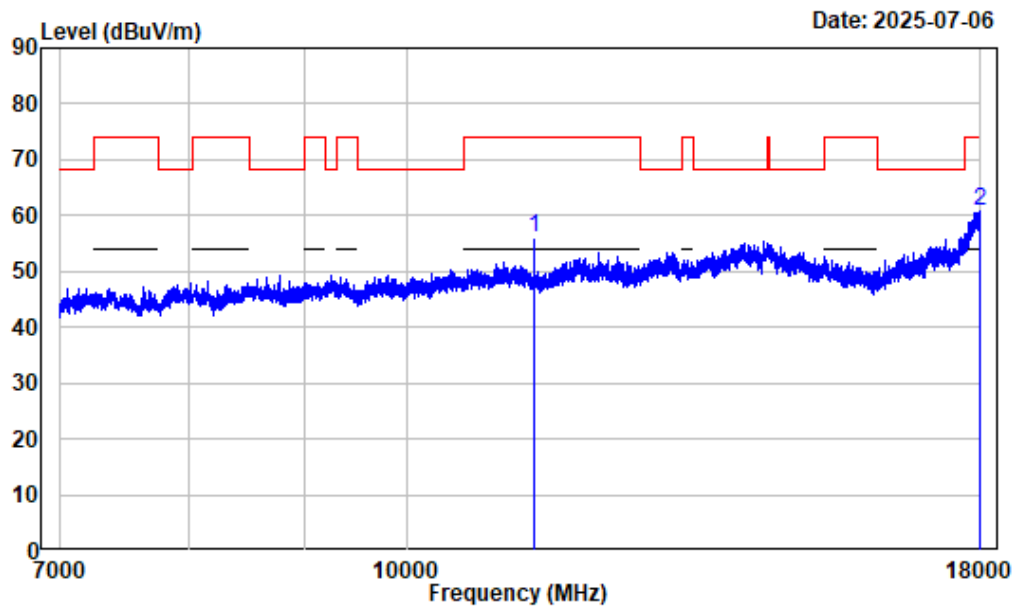
1-7GHz_Vertical_802.11ac-VHT20_5700MHz



Condition : Vertical
Project No. : 2501U63859E-RF
Tester : Zenos Qiao
Spectrum setting: Peak reading:RBW:1MHz VBW:3MHz Detector:Peak
Note : 5GWiFi-Band3-AC20-5700

	Freq	Factor	Read Level	Level	Limit Line	Over Limit	Remark
	MHz	dB/m	dBuV	dBuV/m	dBuV/m	dB	
1	6534.192	-3.01	55.25	52.24	68.20	-15.96	Peak

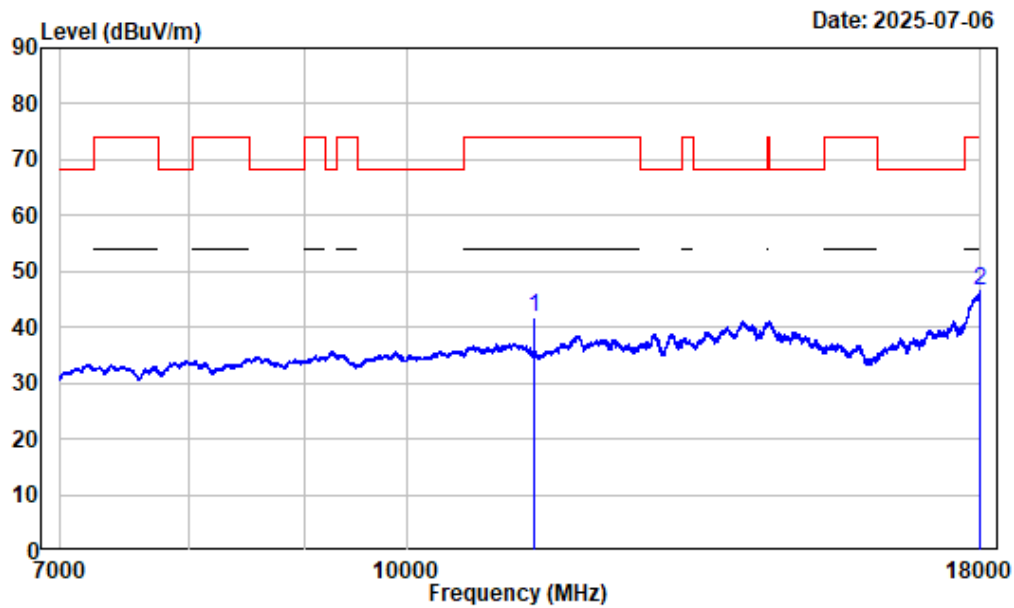
7-18GHz_Horizontal_Peak_802.11ac-VHT20_5700MHz



Condition : Horizontal
Project No. : 2501U63859E-RF
Tester : Zenos Qiao
Spectrum setting: Peak reading:RBW:1MHz VBW:3MHz Detector:Peak
Note : 5GWiFi-Band3-AC20-5700

	Freq	Factor	Read Level	Level	Limit Line	Over Limit	Remark
	MHz	dB/m	dBuV	dBuV/m	dBuV/m	dB	
1	11400.000	3.32	52.83	56.15	74.00	-17.85	Peak
2	17987.620	13.13	47.75	60.88	74.00	-13.12	Peak

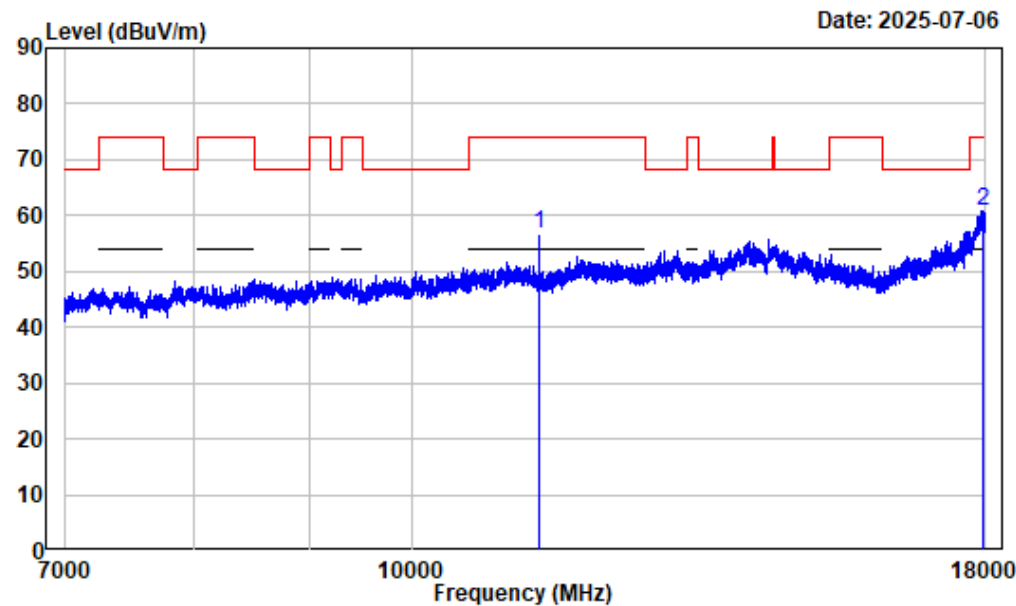
7-18GHz_Horizontal_Average_802.11ac-VHT20_5700MHz



Condition : Horizontal
Project No. : 2501U63859E-RF
Tester : Zenos Qiao
Spectrum setting: Average reading:RBW:1MHz VBW:1kHz Detector:Peak
Note : 5GWiFi-Band3-AC20-5700

Freq Factor		Read	Limit	Over	Remark
MHz	dB/m	Level	Level	Line	
		dBuV	dBuV/m	dBuV/m	dB
1 11400.000	3.32	38.56	41.88	54.00	-12.12 Average
2 17991.750	13.16	33.27	46.43	54.00	-7.57 Average

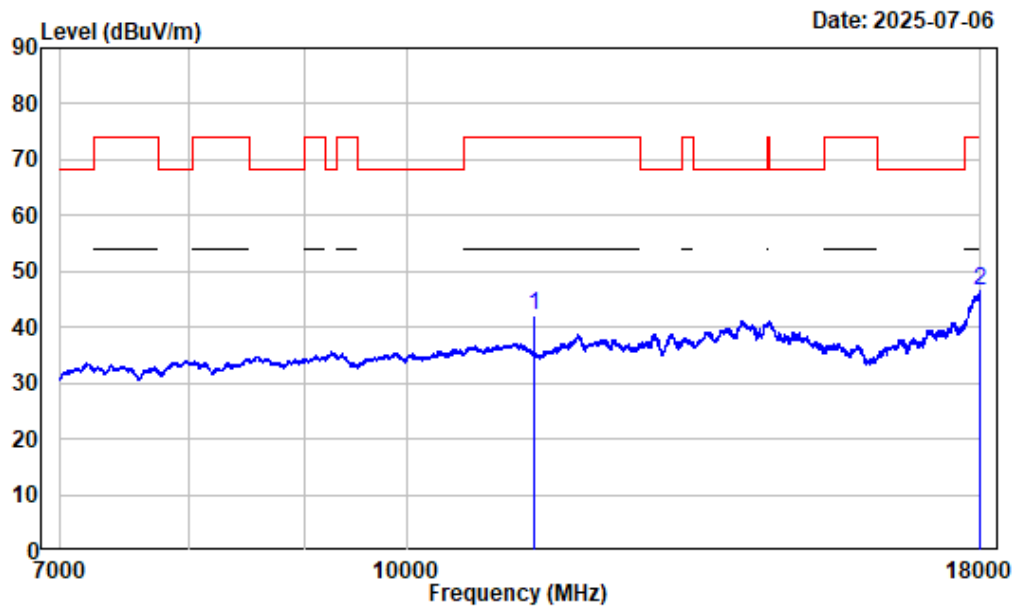
7-18GHz_Vertical_Peak_802.11ac-VHT20_5700MHz



Condition : Vertical
Project No. : 2501U63859E-RF
Tester : Zenos Qiao
Spectrum setting: Peak reading:RBW:1MHz VBW:3MHz Detector:Peak
Note : 5GWiFi-Band3-AC20-5700

Freq Factor		Read	Limit	Over	Remark
		Level	Level	Line	
MHz	dB/m	dBuV	dBuV/m	dBuV/m	dB
1 11400.000	3.32	53.29	56.61	74.00	-17.39 Peak
2 17953.240	12.97	47.88	60.85	74.00	-13.15 Peak

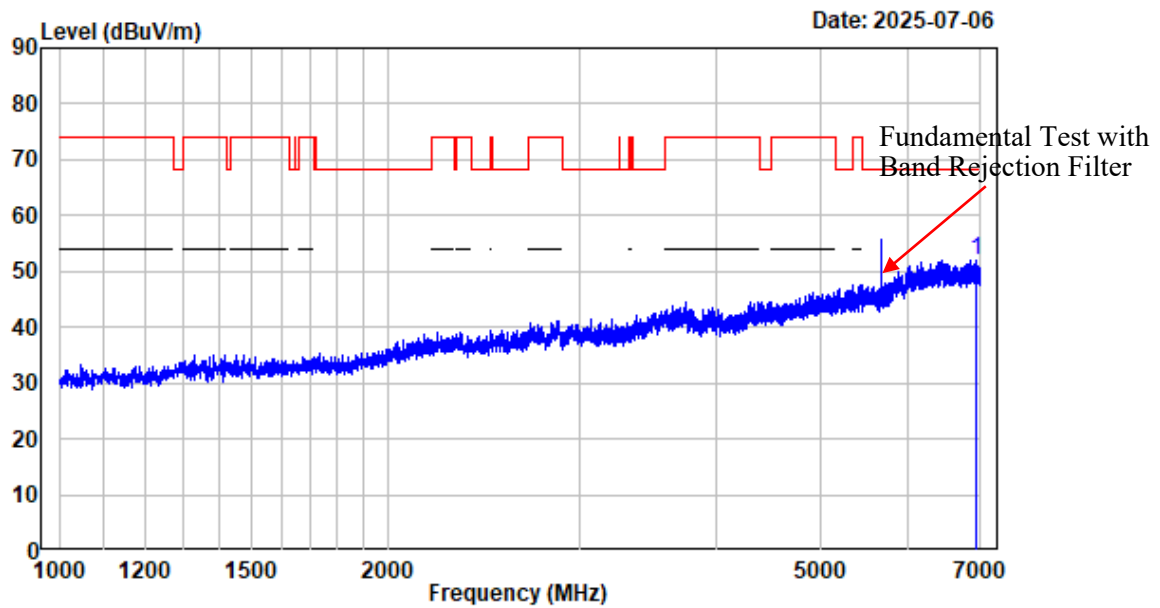
7-18GHz_Vertical_Average_802.11ac-VHT20_5700MHz



Condition : Vertical
Project No. : 2501U63859E-RF
Tester : Zenos Qiao
Spectrum setting: Average reading:RBW:1MHz VBW:1kHz Detector:Peak
Note : 5GWiFi-Band3-AC20-5700

Freq Factor		Read Level		Limit	Over	Remark
				Line	Limit	
MHz	dB/m	dBuV	dBuV/m	dBuV/m	dB	
1 11400.000	3.32	38.78	42.10	54.00	-11.90	Average
2 17991.750	13.16	33.38	46.54	54.00	-7.46	Average

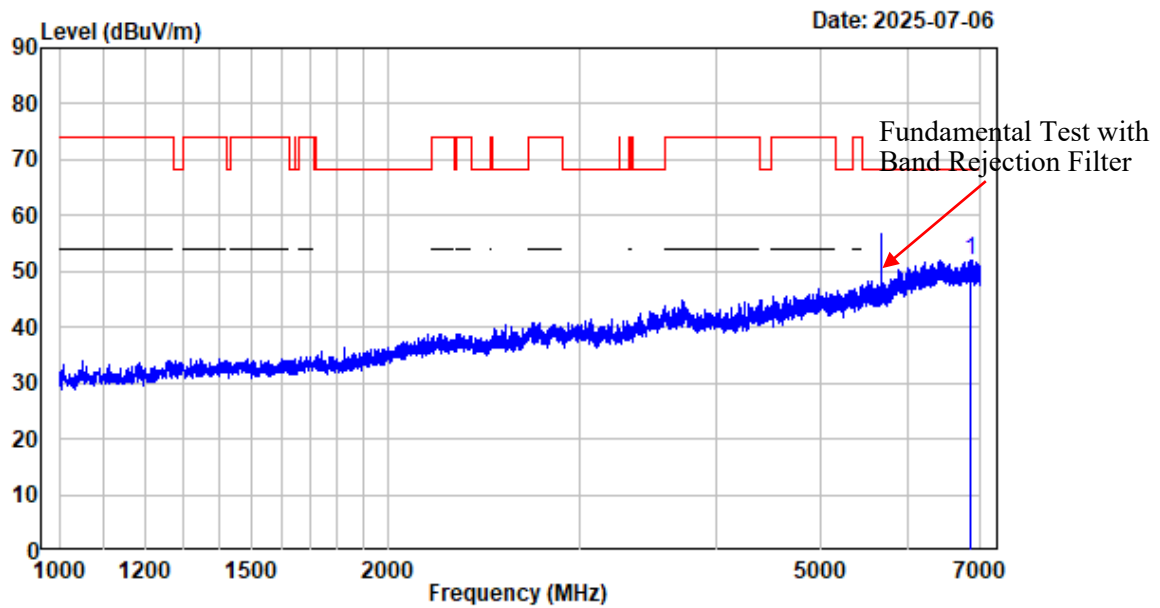
1-7GHz_Horizontal_802.11ac-VHT40_5670MHz



Condition : Horizontal
Project No. : 2501U63859E-RF
Tester : Zenos Qiao
Spectrum setting: Peak reading:RBW:1MHz VBW:3MHz Detector:Peak
Note : 5GWiFi-Band3-AC40-5670

	Freq	Factor	Read Level	Level	Limit Line	Over Limit	Remark
	MHz	dB/m	dBuV	dBuV/m	dBuV/m	dB	
1	6933.242	-2.84	54.96	52.12	68.20	-16.08	Peak

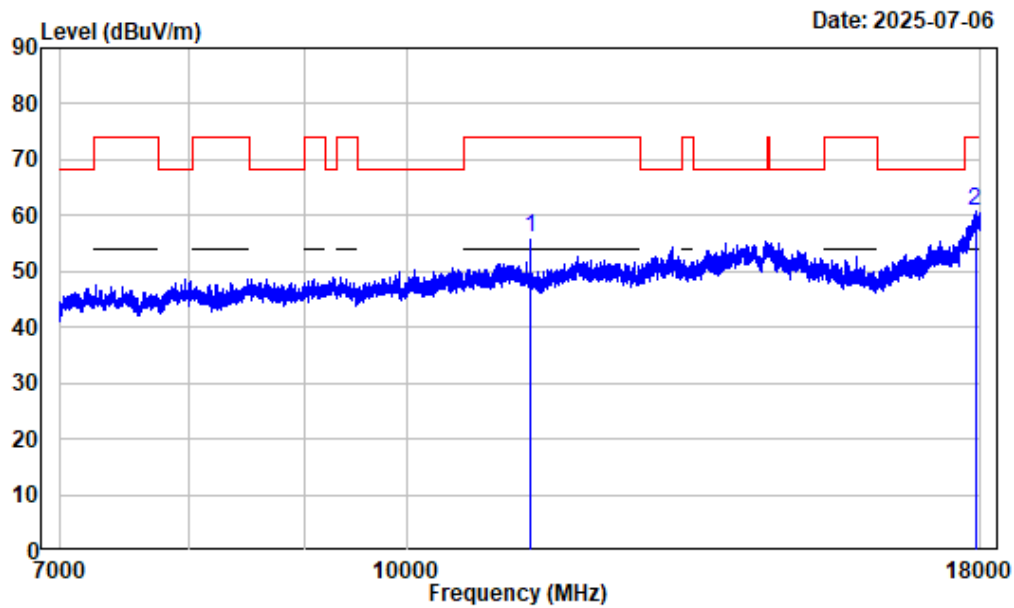
1-7GHz_Vertical_802.11ac-VHT40_5670MHz



Condition : Vertical
Project No. : 2501U63859E-RF
Tester : Zenos Qiao
Spectrum setting: Peak reading:RBW:1MHz VBW:3MHz Detector:Peak
Note : 5GWiFi-Band3-AC40-5670

Freq Factor		Read Level	Level	Limit Line	Over Limit	Remark
MHz	dB/m	dBuV	dBuV/m	dBuV/m	dB	
1 6849.981	-3.09	55.04	51.95	68.20	-16.25	Peak

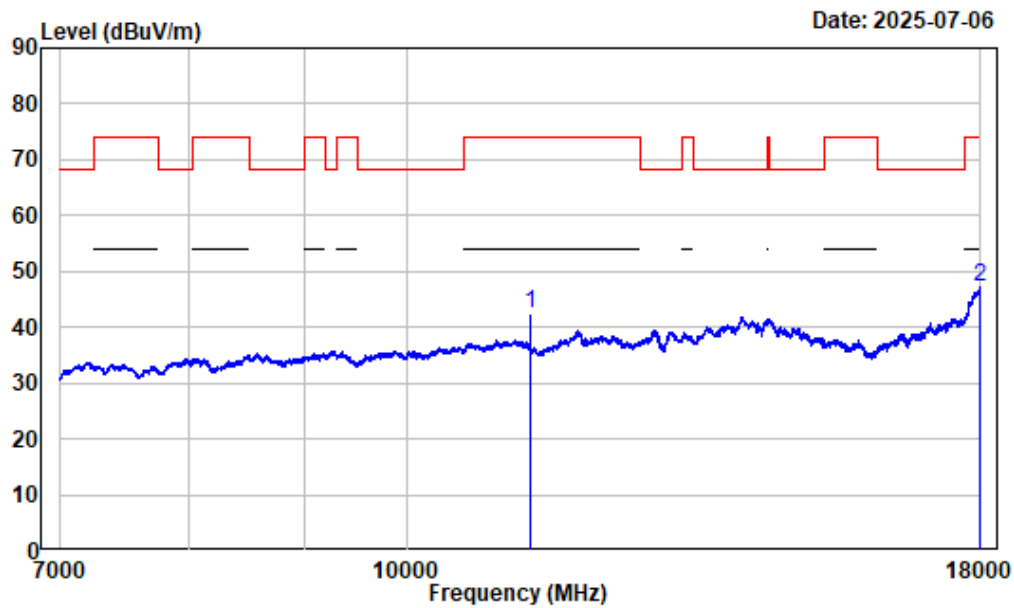
7-18GHz_Horizontal_Peak_802.11ac-VHT40_5670MHz



Condition : Horizontal
Project No. : 2501U63859E-RF
Tester : Zenos Qiao
Spectrum setting: Peak reading:RBW:1MHz VBW:3MHz Detector:Peak
Note : 5GWiFi-Band3-AC40-5670

	Freq	Factor	Read Level	Level	Limit Line	Over Limit	Remark
	MHz	dB/m	dBuV	dBuV/m	dBuV/m	dB	
1	11340.000	3.46	52.68	56.14	74.00	-17.86	Peak
2	17903.740	12.73	47.92	60.65	74.00	-13.35	Peak

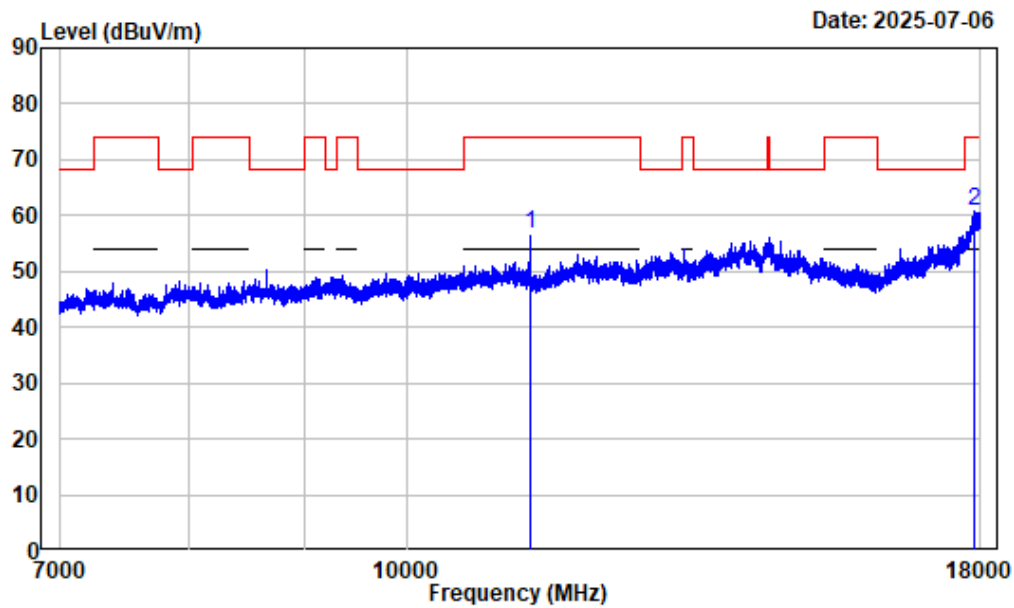
7-18GHz_Horizontal_Average_802.11ac-VHT40_5670MHz



Condition : Horizontal
Project No. : 2501U63859E-RF
Tester : Zenos Qiao
Spectrum setting: Average reading:RBW:1MHz VBW:2kHz Detector:Peak
Note : 5GWiFi-Band3-AC40-5670

Freq Factor		Read Level		Limit	Over	Remark
				Line	Limit	
MHz	dB/m	dBuV	dBuV/m	dBuV/m	dB	
1 11340.000	3.46	39.05	42.51	54.00	-11.49	Average
2 17991.750	13.16	33.98	47.14	54.00	-6.86	Average

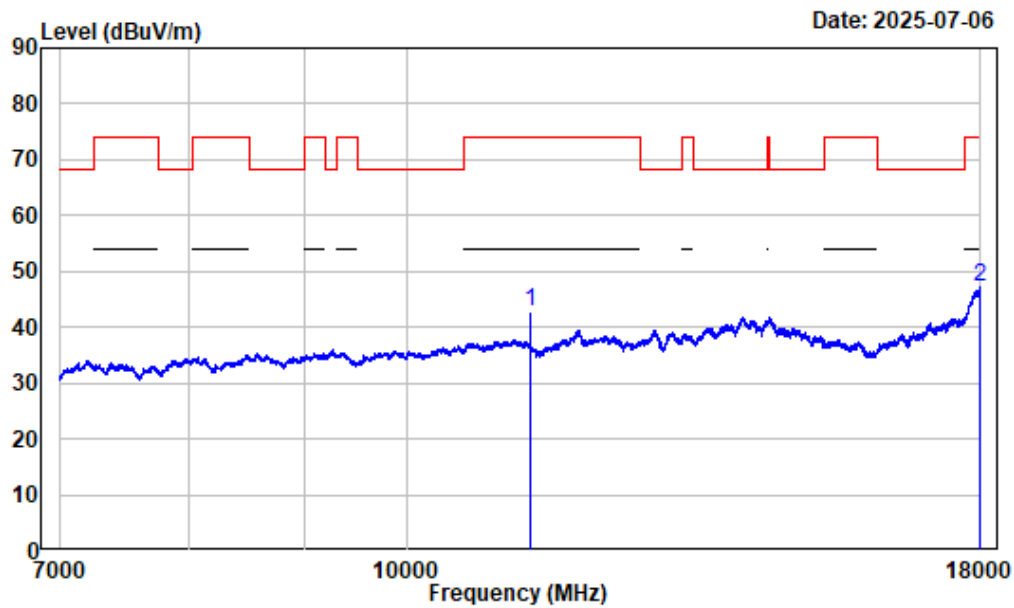
7-18GHz_Vertical_Peak_802.11ac-VHT40_5670MHz



Condition : Vertical
Project No. : 2501U63859E-RF
Tester : Zenos Qiao
Spectrum setting: Peak reading:RBW:1MHz VBW:3MHz Detector:Peak
Note : 5GWiFi-Band3-AC40-5670

Freq Factor		Read	Limit	Over	Remark
MHz	dB/m	Level	Level	Line	
		dBuV	dBuV/m	dBuV/m	dB
1 11340.000	3.46	53.14	56.60	74.00	-17.40 Peak
2 17900.990	12.71	47.92	60.63	74.00	-13.37 Peak

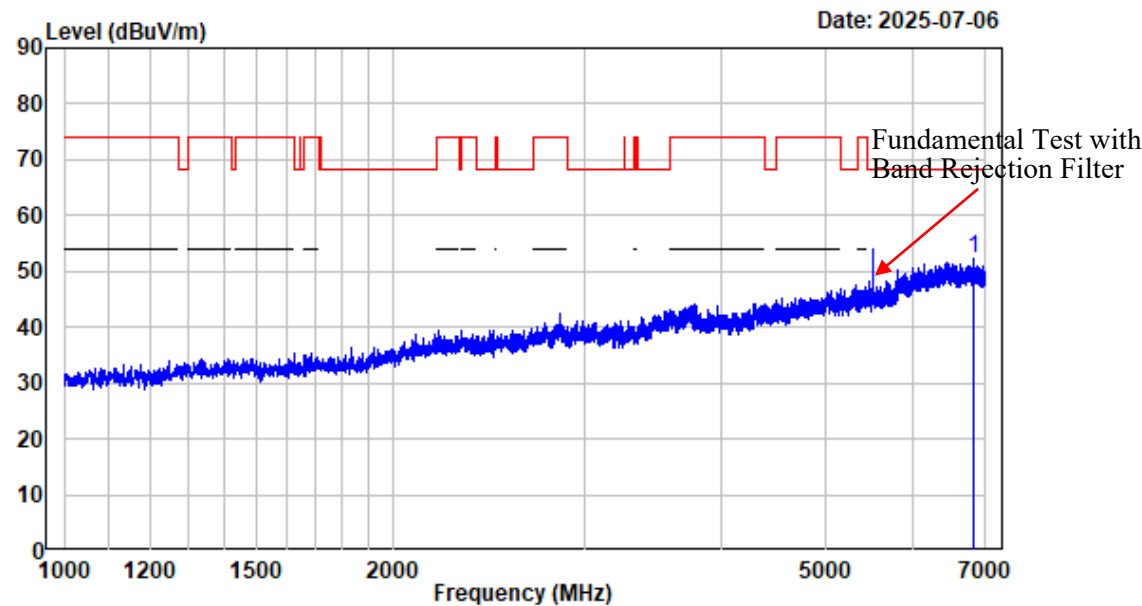
7-18GHz_Vertical_Average_802.11ac-VHT40_5670MHz



Condition : Vertical
Project No. : 2501U63859E-RF
Tester : Zenos Qiao
Spectrum setting: Average reading:RBW:1MHz VBW:2kHz Detector:Peak
Note : 5GWiFi-Band3-AC40-5670

Freq Factor		Read Level		Limit	Over	Remark
				Line	Limit	
MHz	dB/m	dBuV	dBuV/m	dBuV/m	dB	
1 11340.000	3.46	39.27	42.73	54.00	-11.27	Average
2 17990.370	13.15	34.14	47.29	54.00	-6.71	Average

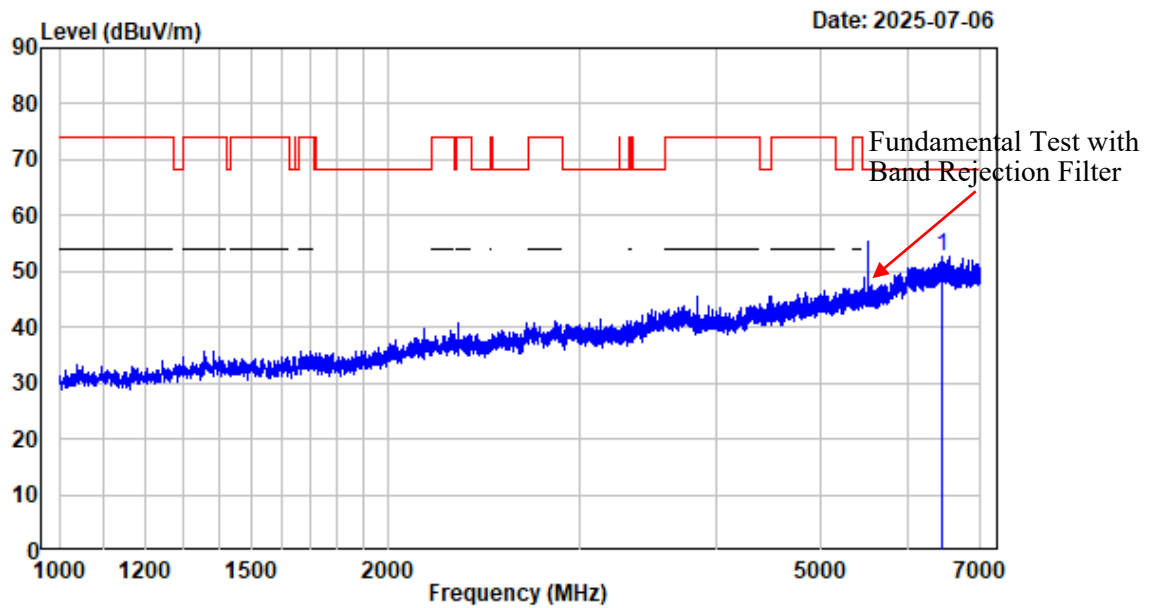
1-7GHz_Horizontal_802.11ac-VHT80_5530MHz



Condition : Horizontal
Project No. : 2501U63859E-RF
Tester : Zenos Qiao
Spectrum setting: Peak reading:RBW:1MHz VBW:3MHz Detector:Peak
Note : 5GWiFi-Band3-AC80-5530

Freq Factor		Read Level	Level	Limit Line	Over Limit	Remark
MHz	dB/m	dBuV	dBuV/m	dBuV/m	dB	
1	6825.228	-3.23	55.59	52.36	68.20	-15.84 Peak

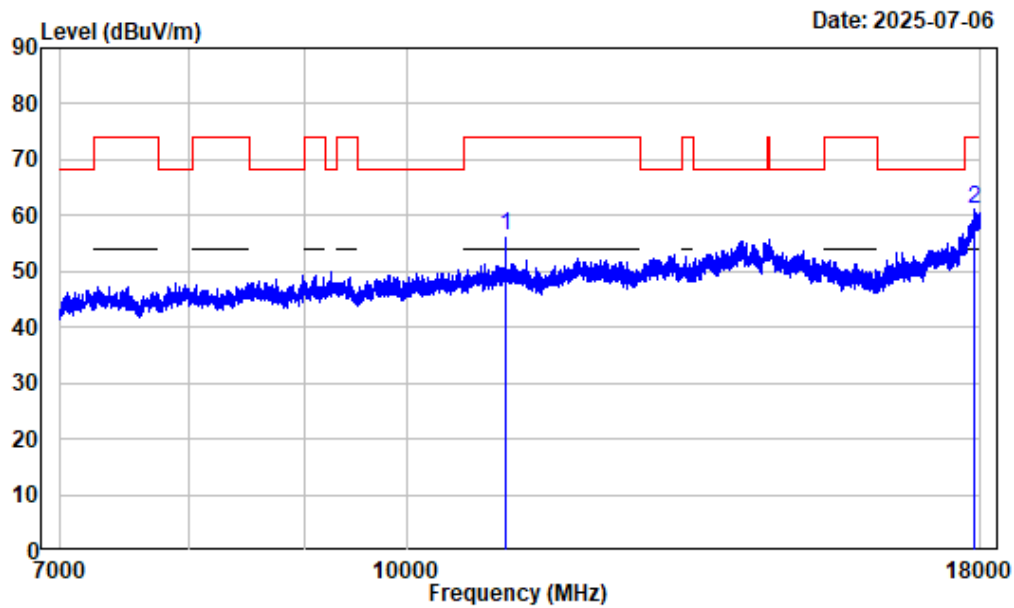
1-7GHz_Vertical_802.11ac-VHT80_5530MHz



Condition : Vertical
Project No. : 2501U63859E-RF
Tester : Zenos Qiao
Spectrum setting: Peak reading:RBW:1MHz VBW:3MHz Detector:Peak
Note : 5GWiFi-Band3-AC80-5530

Freq Factor		Read	Limit	Over	Remark
		Level	Level	Line	
MHz	dB/m	dBuV	dBuV/m	dBuV/m	dB
1 6446.431	-2.88	55.67	52.79	68.20	-15.41 Peak

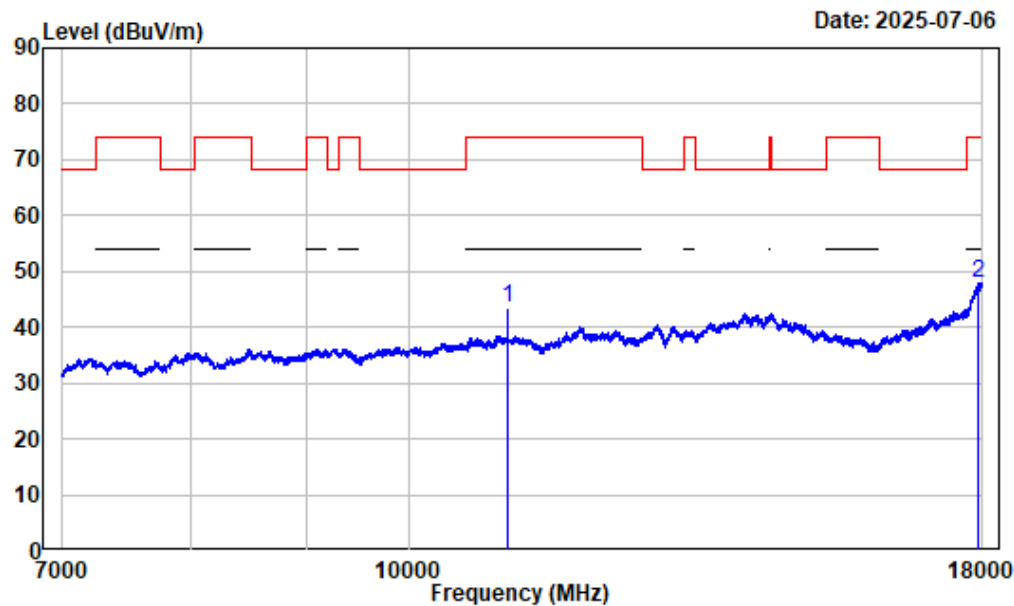
7-18GHz_Horizontal_Peak_802.11ac-VHT80_5530MHz



Condition : Horizontal
Project No. : 2501U63859E-RF
Tester : Zenos Qiao
Spectrum setting: Peak reading:RBW:1MHz VBW:3MHz Detector:Peak
Note : 5GWiFi-Band3-AC80-5530

	Freq	Factor	Read Level	Level	Limit Line	Over Limit	Remark
	MHz	dB/m	dBuV	dBuV/m	dBuV/m	dB	
1	11060.000	3.71	52.58	56.29	74.00	-17.71	Peak
2	17892.740	12.56	48.55	61.11	74.00	-12.89	Peak

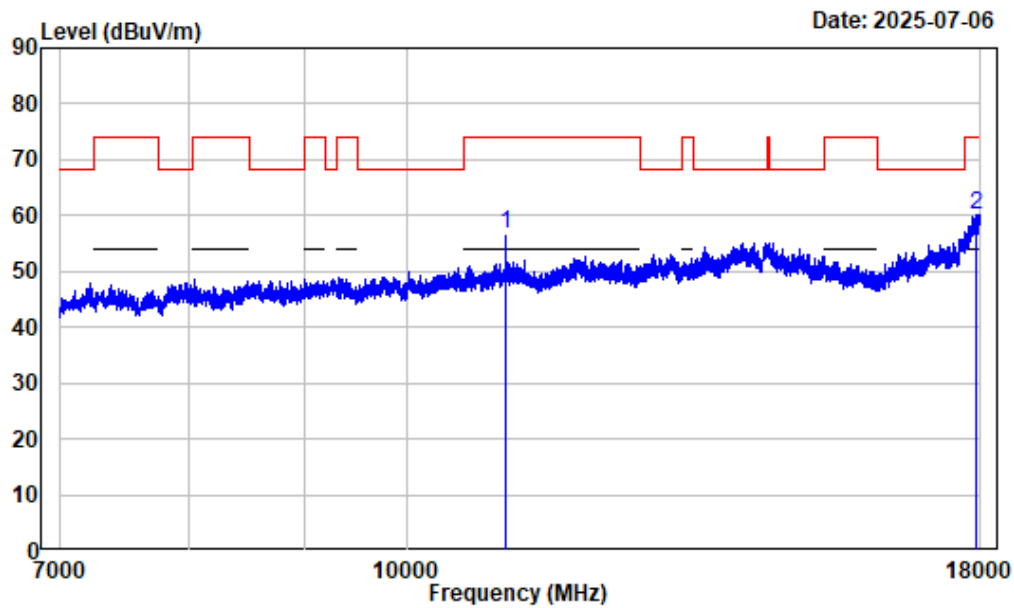
7-18GHz_Horizontal_Average_802.11ac-VHT80_5530MHz



Condition : Horizontal
Project No. : 2501U63859E-RF
Tester : Zenos Qiao
Spectrum setting: Average reading:RBW:1MHz VBW:5kHz Detector:Peak
Note : 5GWiFi-Band3-AC80-5530

Freq Factor		Read Level		Limit	Over	Remark
MHz	dB/m	dBuV	dBuV/m	dBuV/m	dB	
1 11060.000	3.71	39.69	43.40	54.00	-10.60	Average
2 17905.110	12.74	35.07	47.81	54.00	-6.19	Average

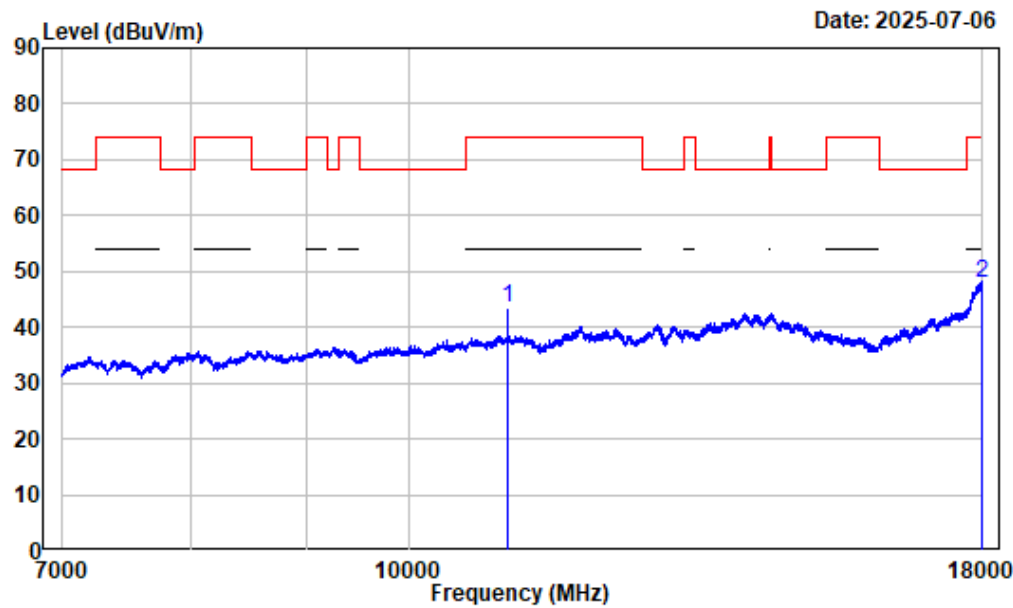
7-18GHz_Vertical_Peak_802.11ac-VHT80_5530MHz



Condition : Vertical
Project No. : 2501U63859E-RF
Tester : Zenos Qiao
Spectrum setting: Peak reading:RBW:1MHz VBW:3MHz Detector:Peak
Note : 5GWiFi-Band3-AC80-5530

Freq Factor		Read	Limit	Over	Remark
MHz	dB/m	Level	Level	Line	
		dBuV	dBuV/m	dBuV/m	dB
1 11060.000	3.71	53.02	56.73	74.00	-17.27 Peak
2 17929.870	12.86	47.42	60.28	74.00	-13.72 Peak

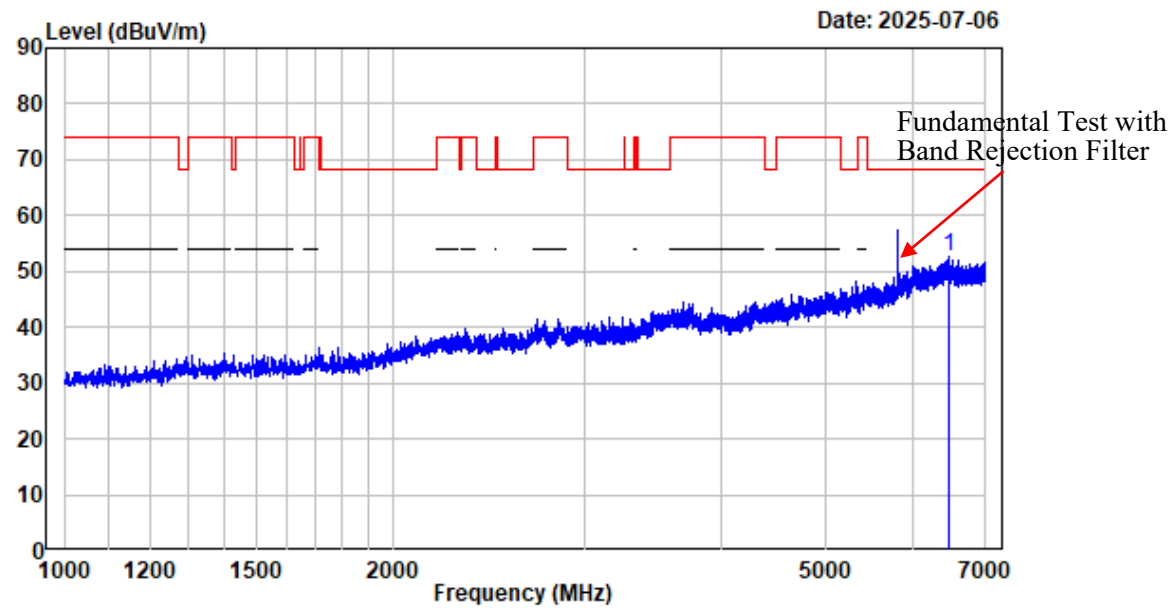
7-18GHz_Vertical_Average_802.11ac-VHT80_5530MHz



Condition : Vertical
Project No. : 2501U63859E-RF
Tester : Zenos Qiao
Spectrum setting: Average reading:RBW:1MHz VBW:5kHz Detector:Peak
Note : 5GWiFi-Band3-AC80-5530

Freq Factor		Read Level		Limit	Over	Remark
MHz	dB/m	dBuV	dBuV/m	dBuV/m	dB	
1 11060.000	3.71	39.81	43.52	54.00	-10.48	Average
2 17980.750	13.11	34.80	47.91	54.00	-6.09	Average

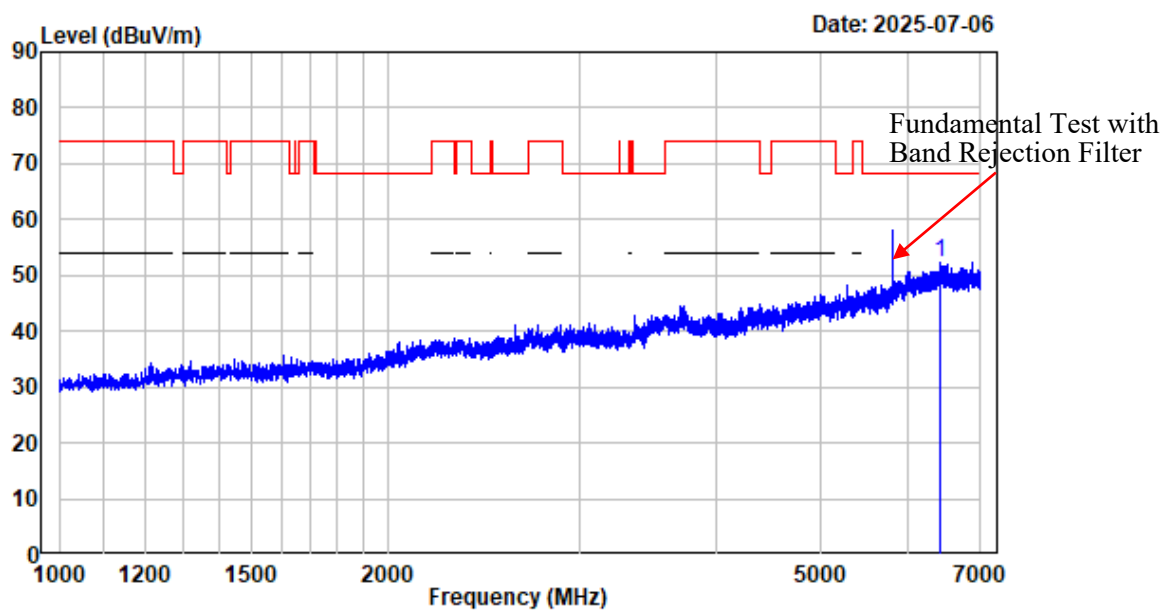
1-7GHz_Horizontal_802.11a_5825MHz



Condition : Horizontal
Project No. : 2501U63859E-RF
Tester : Zenos Qiao
Spectrum setting: Peak reading:RBW:1MHz VBW:3MHz Detector:Peak
Note : 5GWiFi-Band4-A-5825

	Freq	Factor	Read Level	Level	Limit Line	Over Limit	Remark
	MHz	dB/m	dBuV	dBuV/m	dBuV/m	dB	
1	6474.935	-2.91	55.63	52.72	68.20	-15.48	Peak

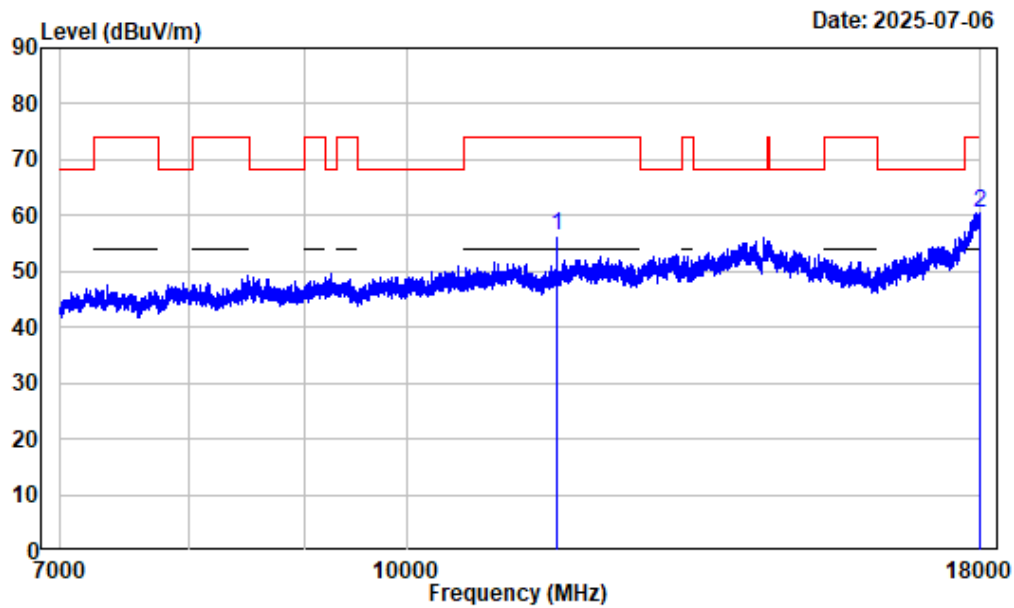
1-7GHz Vertical 802.11a 5825MHz



Condition : Vertical
Project No. : 2501U63859E-RF
Tester : Zenos Qiao
Spectrum setting: Peak reading:RBW:1MHz VBW:3MHz Detector:Peak
Note : 5GWiFi-Band4-A-5825

	Freq	Factor	Read Level	Level	Limit Line	Over Limit	Remark
	MHz	dB/m	dBuV	dBuV/m	dBuV/m	dB	
1	6435.179	-2.88	55.06	52.18	68.20	-16.02	Peak

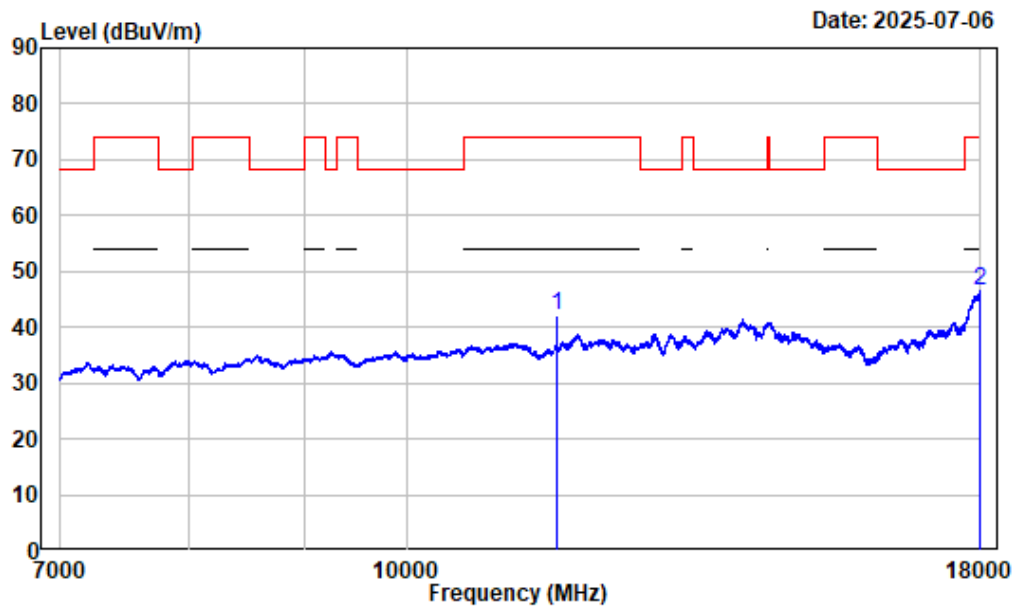
7-18GHz_Horizontal_Peak_802.11a_5825MHz



Condition : Horizontal
Project No. : 2501U63859E-RF
Tester : Zenos Qiao
Spectrum setting: Peak reading:RBW:1MHz VBW:3MHz Detector:Peak
Note : 5GWiFi-Band4-A-5825

Freq Factor		Read	Limit	Over	Remark
MHz	dB/m	Level	Level	Line	
		dBuV	dBuV/m	dBuV/m	dB
1 11650.000	3.43	52.87	56.30	74.00	-17.70 Peak
2 17989.000	13.14	47.32	60.46	74.00	-13.54 Peak

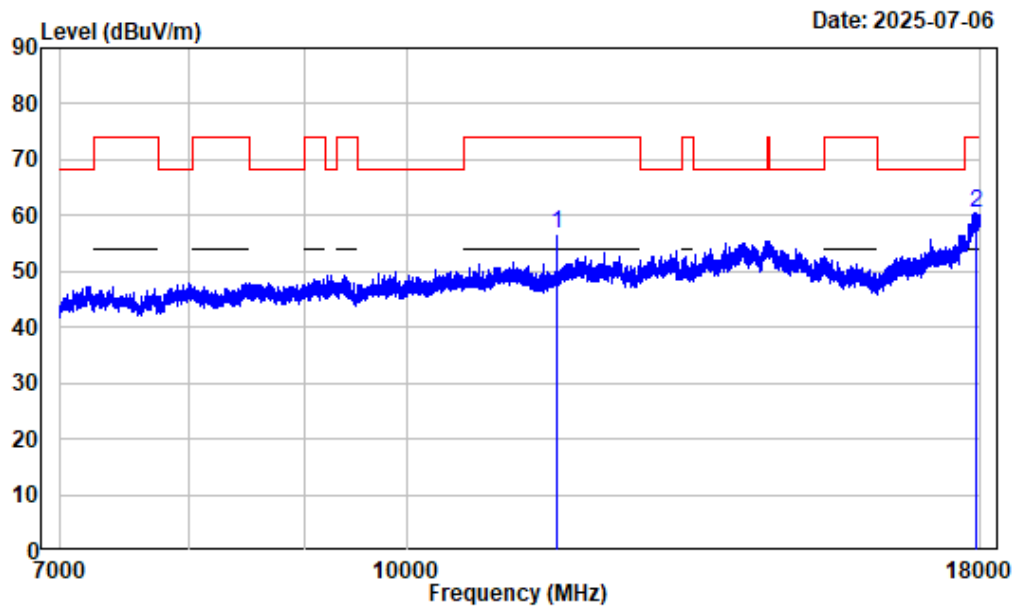
7-18GHz_Horizontal_Average_802.11a_5825MHz



Condition : Horizontal
Project No. : 2501U63859E-RF
Tester : Zenos Qiao
Spectrum setting: Average reading:RBW:1MHz VBW:1kHz Detector:Peak
Note : 5GWiFi-Band4-A-5825

Freq Factor		Read Level		Limit	Over	Remark
MHz	dB/m	dBuV	dBuV/m	dBuV/m	dB	
1 11650.000	3.43	38.68	42.11	54.00	-11.89	Average
2 17995.880	13.18	33.30	46.48	54.00	-7.52	Average

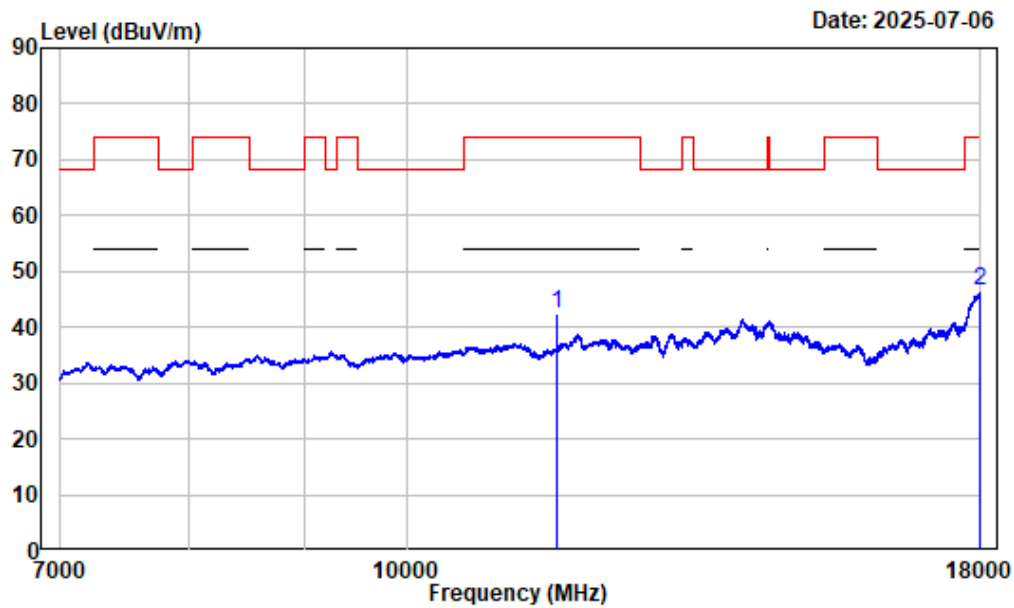
7-18GHz_Vertical_Peak_802.11a_5825MHz



Condition : Vertical
Project No. : 2501U63859E-RF
Tester : Zenos Qiao
Spectrum setting: Peak reading:RBW:1MHz VBW:3MHz Detector:Peak
Note : 5GWiFi-Band4-A-5825

	Freq	Factor	Read Level	Level	Limit Line	Over Limit	Remark
	MHz	dB/m	dBuV	dBuV/m	dBuV/m	dB	
1	11650.000	3.43	53.34	56.77	74.00	-17.23	Peak
2	17928.490	12.85	47.71	60.56	74.00	-13.44	Peak

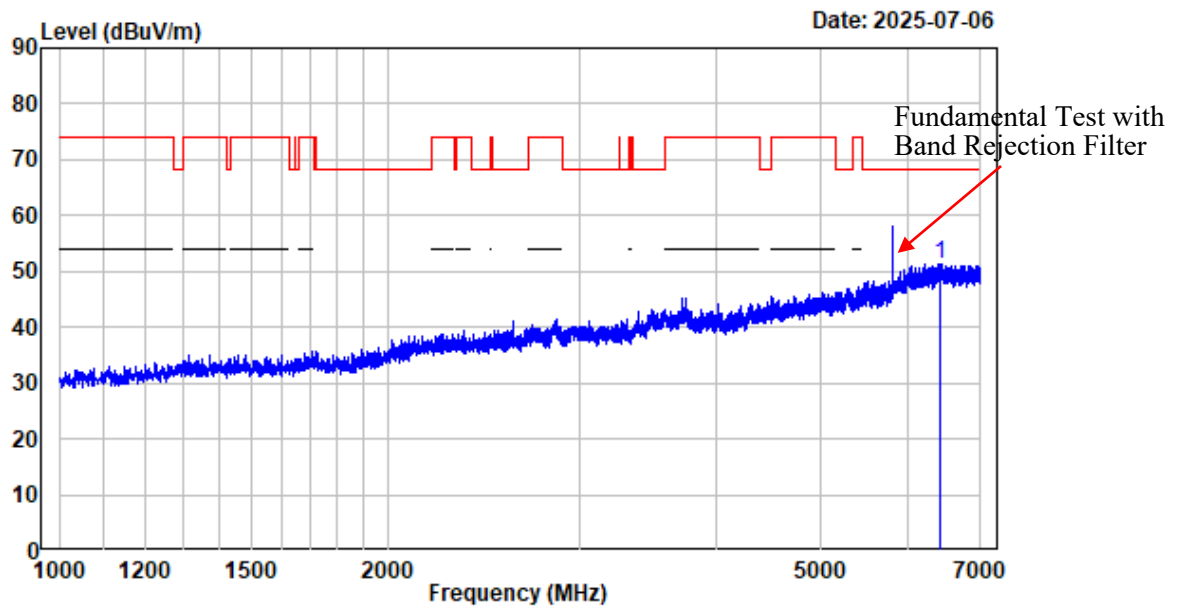
7-18GHz_Vertical_Average_802.11a_5825MHz



Condition : Vertical
Project No. : 2501U63859E-RF
Tester : Zenos Qiao
Spectrum setting: Average reading:RBW:1MHz VBW:1kHz Detector:Peak
Note : 5GWiFi-Band4-A-5825

Freq Factor		Read		Limit	Over	Remark
MHz	dB/m	Level	Level	Line	Limit	
		dBuV	dBuV/m	dBuV/m	dB	
1 11650.000	3.43	38.91	42.34	54.00	-11.66	Average
2 17983.500	13.11	33.46	46.57	54.00	-7.43	Average

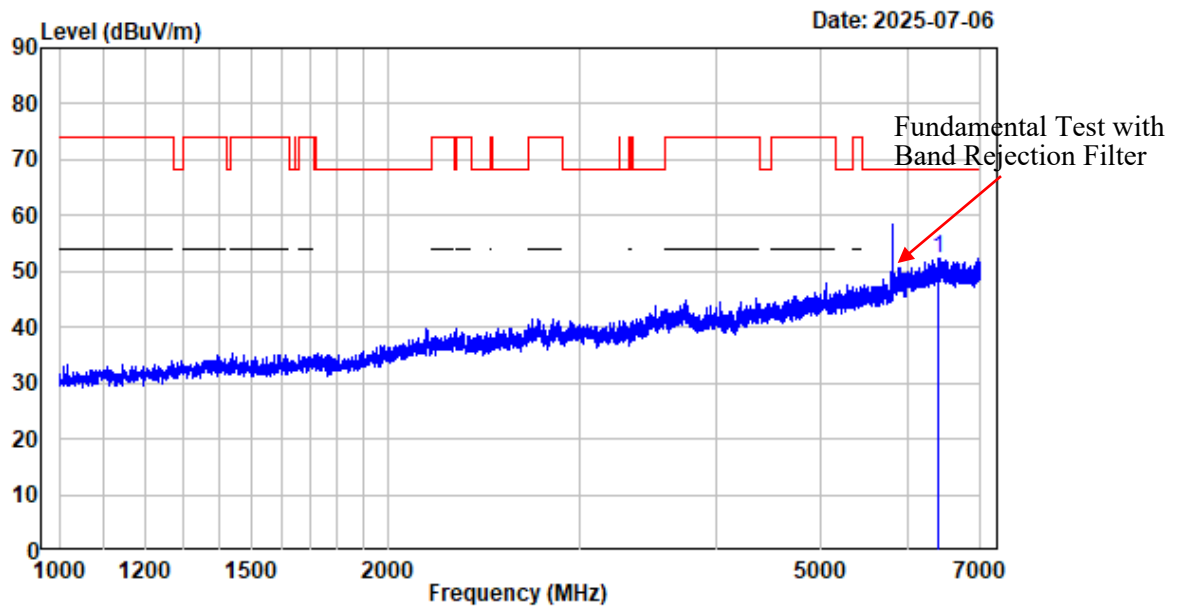
1-7GHz_Horizontal_802.11ac-VHT20_5825MHz



Condition : Horizontal
Project No. : 2501U63859E-RF
Tester : Zenos Qiao
Spectrum setting: Peak reading:RBW:1MHz VBW:3MHz Detector:Peak
Note : 5GWiFi-Band4-AC20-5825

	Freq	Factor	Read Level	Level	Limit Line	Over Limit	Remark
	MHz	dB/m	dBuV	dBuV/m	dBuV/m	dB	
1	6417.177	-2.88	54.21	51.33	68.20	-16.87	Peak

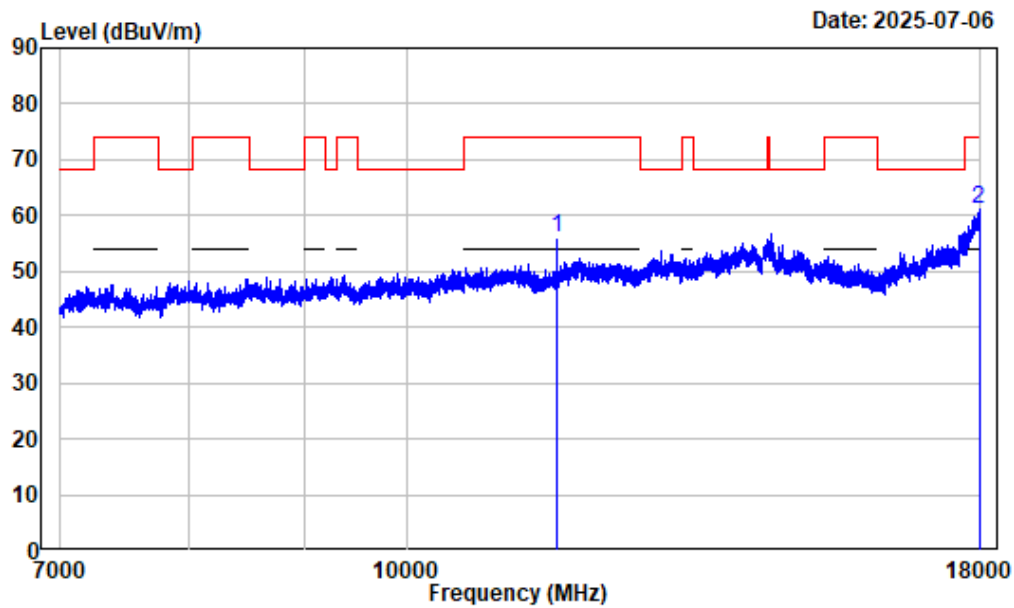
1-7GHz_Vertical_802.11ac-VHT20_5825MHz



Condition : Vertical
Project No. : 2501U63859E-RF
Tester : Zenos Qiao
Spectrum setting: Peak reading:RBW:1MHz VBW:3MHz Detector:Peak
Note : 5GWiFi-Band4-AC20-5825

Freq Factor		Read	Limit	Over	Remark
		Level	Level	Line	
MHz	dB/m	dBuV	dBuV/m	dBuV/m	dB
1	6407.426	-2.89	55.23	52.34	68.20 -15.86 Peak

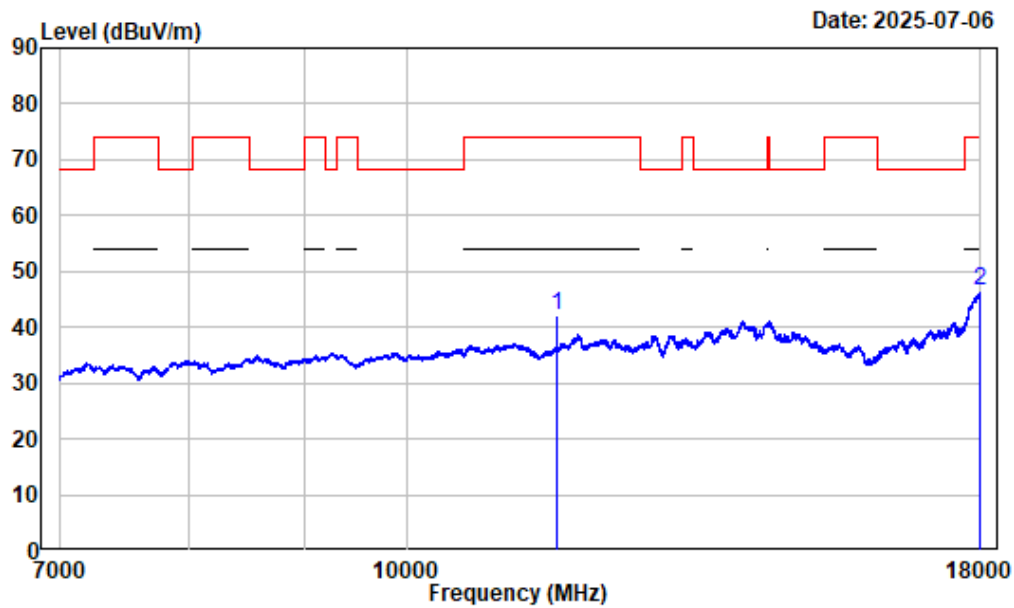
7-18GHz_Horizontal_Peak_802.11ac-VHT20_5825MHz



Condition : Horizontal
Project No. : 2501U63859E-RF
Tester : Zenos Qiao
Spectrum setting: Peak reading:RBW:1MHz VBW:3MHz Detector:Peak
Note : 5GWiFi-Band4-AC20-5825

	Freq	Factor	Read Level	Level	Limit Line	Over Limit	Remark
	MHz	dB/m	dBuV	dBuV/m	dBuV/m	dB	
1	11650.000	3.43	52.75	56.18	74.00	-17.82	Peak
2	17972.500	13.07	47.93	61.00	74.00	-13.00	Peak

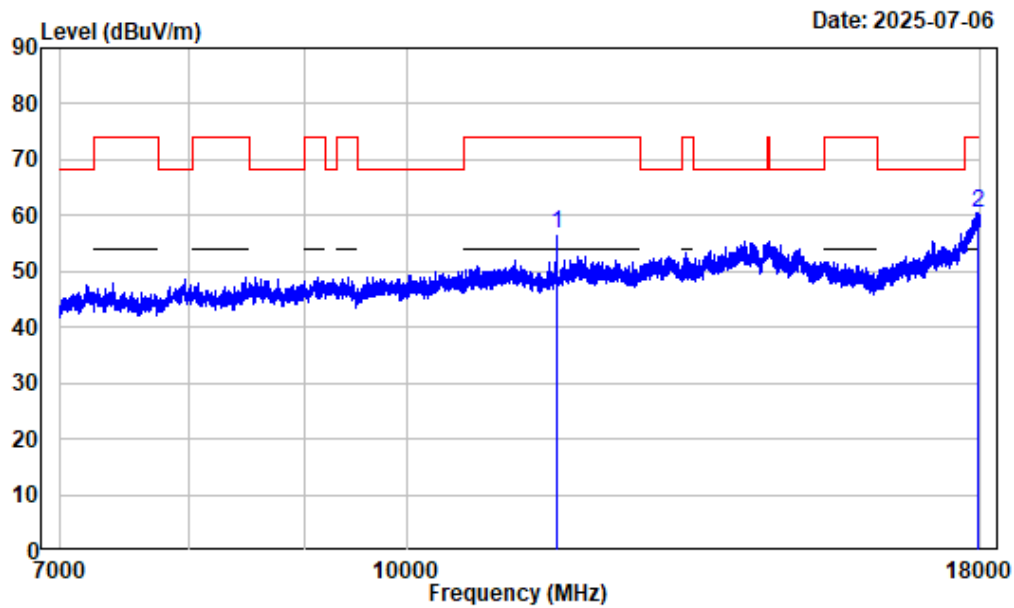
7-18GHz_Horizontal_Average_802.11ac-VHT20_5825MHz



Condition : Horizontal
Project No. : 2501U63859E-RF
Tester : Zenos Qiao
Spectrum setting: Average reading:RBW:1MHz VBW:1kHz Detector:Peak
Note : 5GWiFi-Band4-AC20-5825

Freq Factor		Read Level		Limit	Over	Remark
MHz	dB/m	dBuV	dBuV/m	dBuV/m	dB	
1 11650.000	3.43	38.59	42.02	54.00	-11.98	Average
2 17998.630	13.19	33.26	46.45	54.00	-7.55	Average

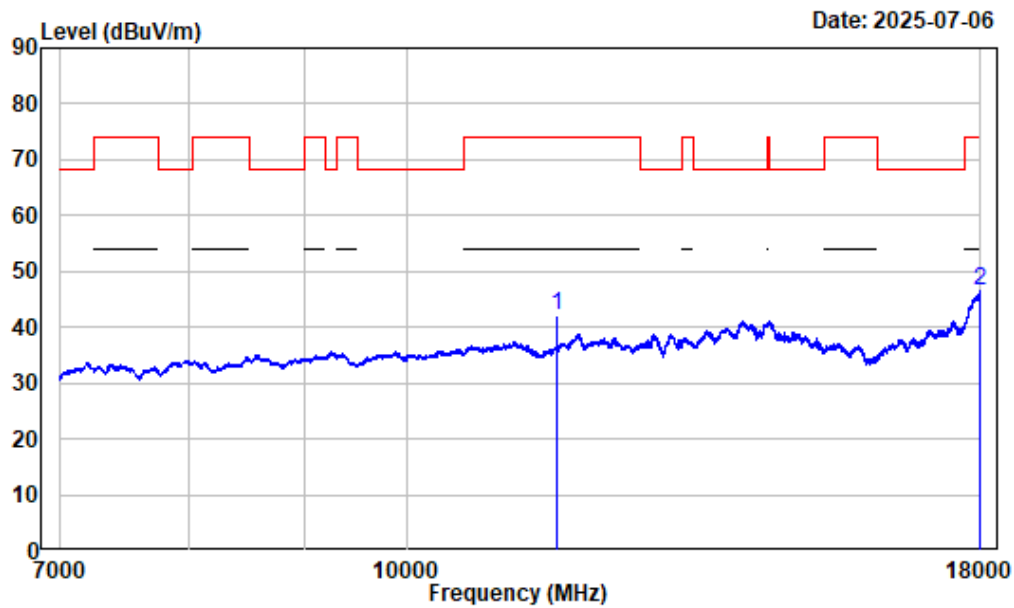
7-18GHz_Vertical_Peak_802.11ac-VHT20_5825MHz



Condition : Vertical
Project No. : 2501U63859E-RF
Tester : Zenos Qiao
Spectrum setting: Peak reading:RBW:1MHz VBW:3MHz Detector:Peak
Note : 5GWiFi-Band4-AC20-5825

	Freq	Factor	Read Level	Level	Limit Line	Over Limit	Remark
	MHz	dB/m	dBuV	dBuV/m	dBuV/m	dB	
1	11650.000	3.43	53.21	56.64	74.00	-17.36	Peak
2	17968.370	13.05	47.43	60.48	74.00	-13.52	Peak

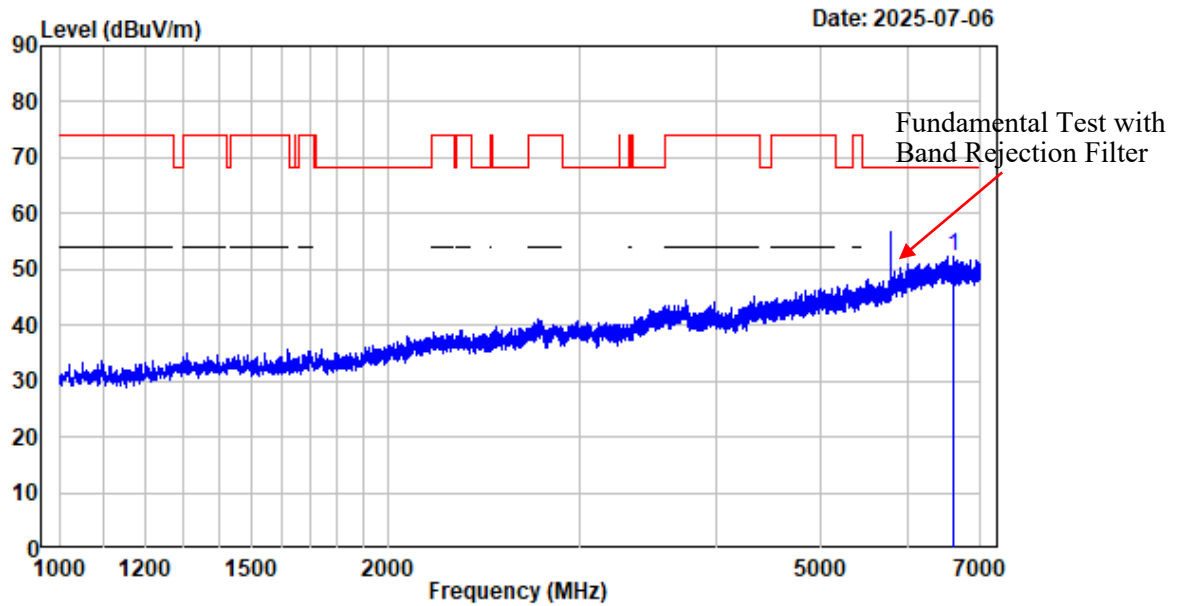
7-18GHz_Vertical_Average_802.11ac-VHT20_5825MHz



Condition : Vertical
Project No. : 2501U63859E-RF
Tester : Zenos Qiao
Spectrum setting: Average reading:RBW:1MHz VBW:1kHz Detector:Peak
Note : 5GWiFi-Band4-AC20-5825

Freq Factor		Read Level		Limit	Over	Remark
MHz	dB/m	dBuV	dBuV/m	dBuV/m	dB	
1 11650.000	3.43	38.80	42.23	54.00	-11.77	Average
2 17995.880	13.18	33.38	46.56	54.00	-7.44	Average

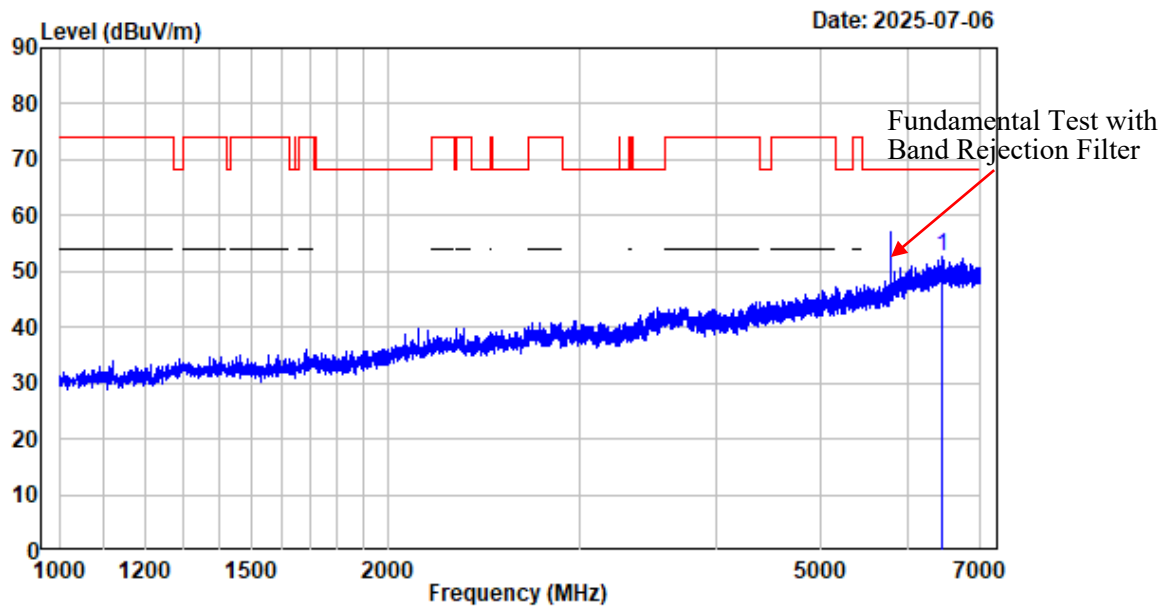
1-7GHz_Horizontal_802.11ac-VHT40_5795MHz



Condition : Horizontal
Project No. : 2501U63859E-RF
Tester : Zenos Qiao
Spectrum setting: Peak reading:RBW:1MHz VBW:3MHz Detector:Peak
Note : 5GWiFi-Band4-AC40-5795

	Freq	Factor	Read Level	Level	Limit Line	Over Limit	Remark
	MHz	dB/m	dBuV	dBuV/m	dBuV/m	dB	
1	6598.700	-3.13	55.51	52.38	68.20	-15.82	Peak

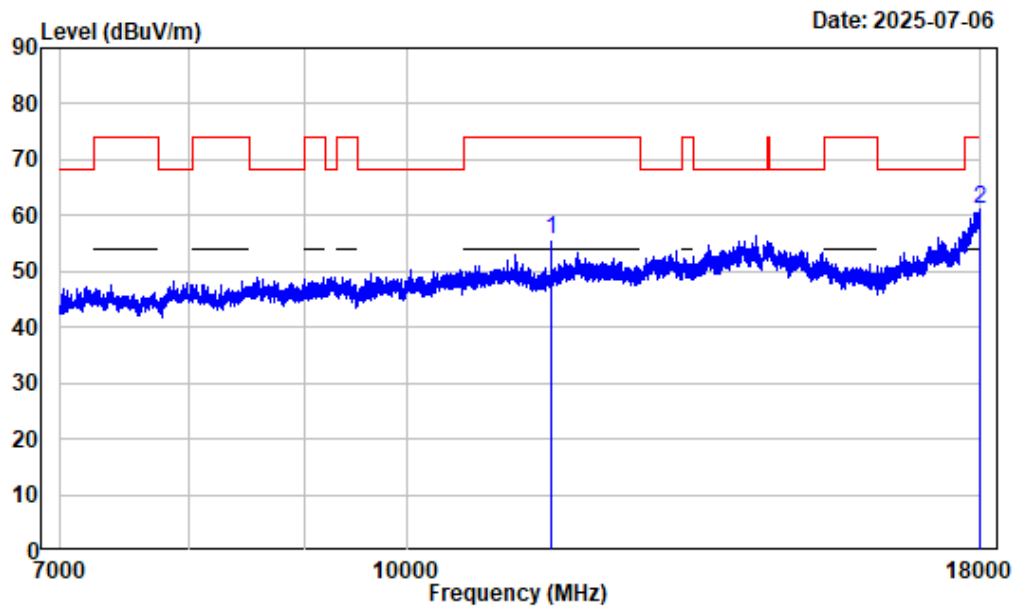
1-7GHz_Vertical_802.11ac-VHT40_5795MHz



Condition : Vertical
Project No. : 2501U63859E-RF
Tester : Zenos Qiao
Spectrum setting: Peak reading:RBW:1MHz VBW:3MHz Detector:Peak
Note : 5GWiFi-Band4-AC40-5795

	Freq	Factor	Read Level	Level	Limit Line	Over Limit	Remark
	MHz	dB/m	dBuV	dBuV/m	dBuV/m	dB	
1	6453.932	-2.88	55.37	52.49	68.20	-15.71	Peak

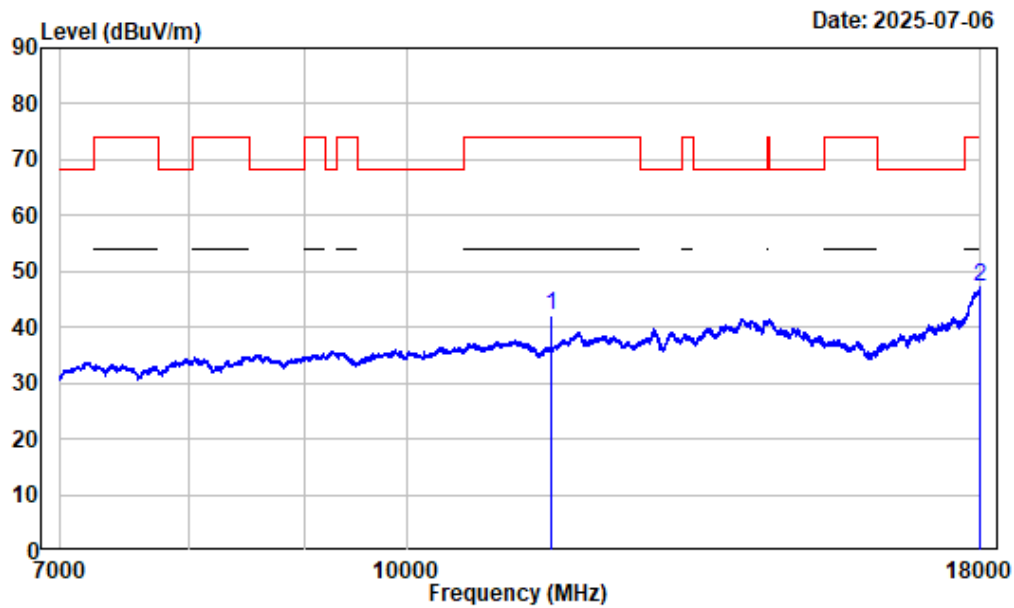
7-18GHz_Horizontal_Peak_802.11ac-VHT40_5795MHz



Condition : Horizontal
Project No. : 2501U63859E-RF
Tester : Zenos Qiao
Spectrum setting: Peak reading:RBW:1MHz VBW:3MHz Detector:Peak
Note : 5GWiFi-Band4-AC40-5795

Freq Factor		Read	Limit	Over	Remark
MHz	dB/m	Level	Level	Line	
		dBuV	dBuV/m	dBuV/m	dB
1 11590.000	3.21	52.45	55.66	74.00	-18.34 Peak
2 17984.870	13.12	48.08	61.20	74.00	-12.80 Peak

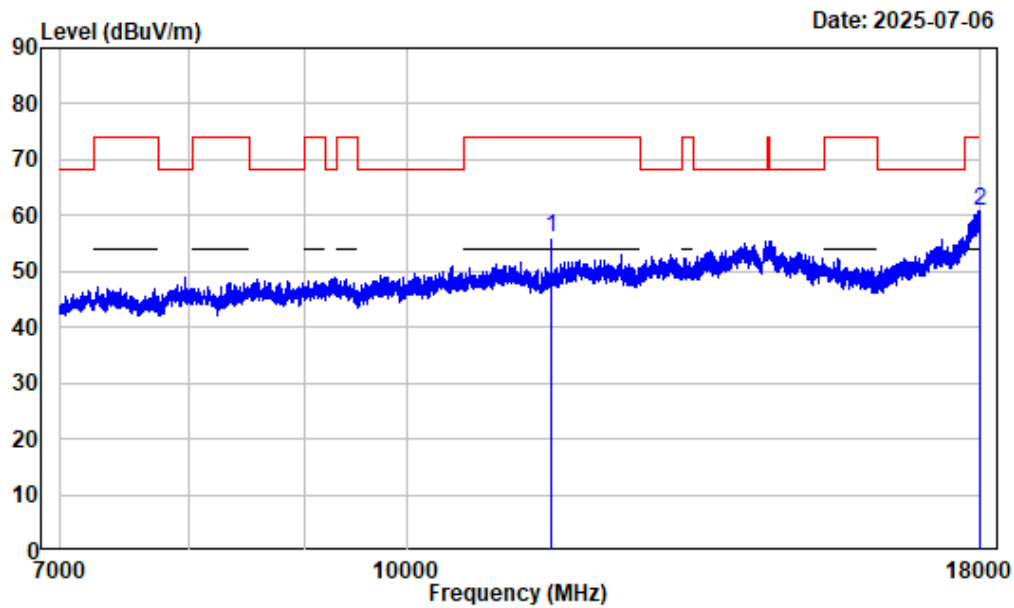
7-18GHz_Horizontal_Average_802.11ac-VHT40_5795MHz



Condition : Horizontal
Project No. : 2501U63859E-RF
Tester : Zenos Qiao
Spectrum setting: Average reading:RBW:1MHz VBW:2kHz Detector:Peak
Note : 5GWiFi-Band4-AC40-5795

Freq Factor		Read Level		Limit	Over	Remark
MHz	dB/m	dBuV	dBuV/m	dBuV/m	dB	
1 11590.000	3.21	38.92	42.13	54.00	-11.87	Average
2 17995.880	13.18	33.96	47.14	54.00	-6.86	Average

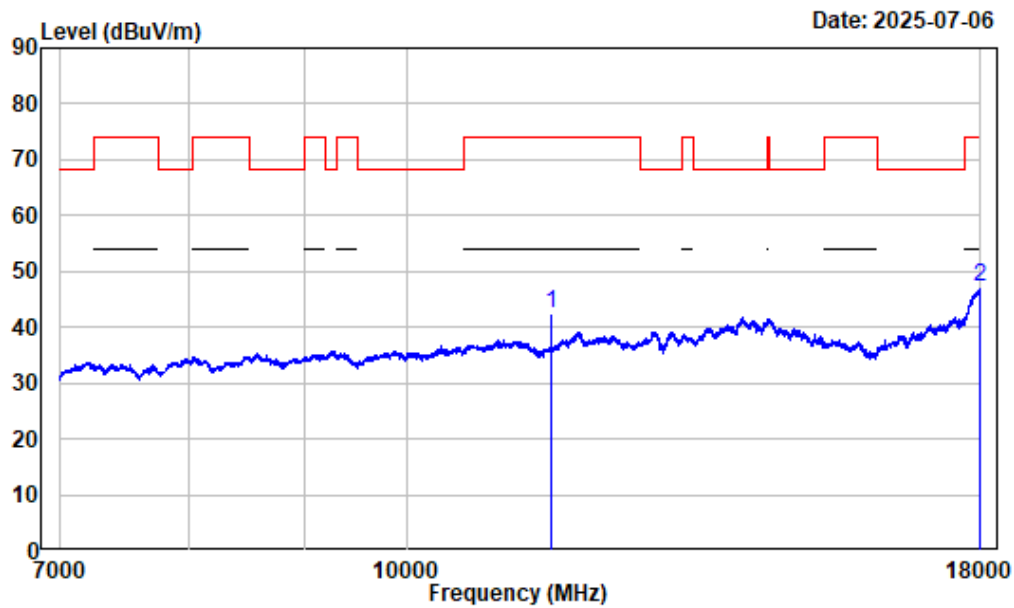
7-18GHz_Vertical_Peak_802.11ac-VHT40_5795MHz



Condition : Vertical
Project No. : 2501U63859E-RF
Tester : Zenos Qiao
Spectrum setting: Peak reading:RBW:1MHz VBW:3MHz Detector:Peak
Note : 5GWiFi-Band4-AC40-5795

Freq Factor		Read	Limit	Over	Remark
MHz	dB/m	Level	Level	Line	
		dBuV	dBuV/m	dBuV/m	dB
1 11590.000	3.21	52.89	56.10	74.00	-17.90 Peak
2 17998.630	13.19	47.66	60.85	74.00	-13.15 Peak

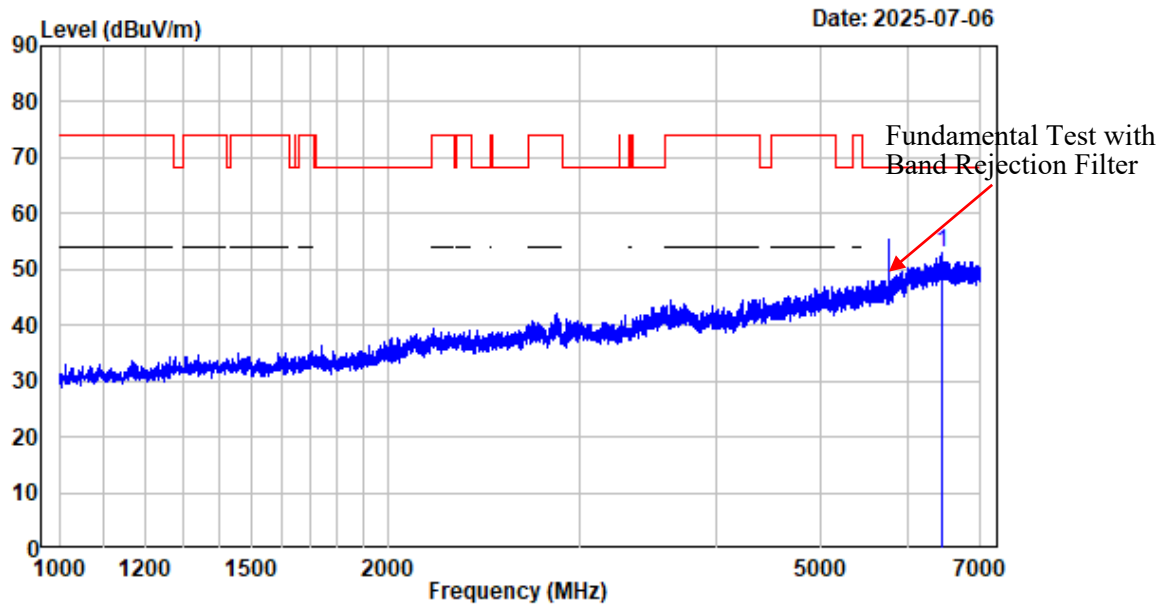
7-18GHz_Vertical_Average_802.11ac-VHT40_5795MHz



Condition : Vertical
Project No. : 2501U63859E-RF
Tester : Zenos Qiao
Spectrum setting: Average reading:RBW:1MHz VBW:2kHz Detector:Peak
Note : 5GWiFi-Band4-AC40-5795

Freq Factor		Read Level		Limit	Over	Remark
				Line	Limit	
MHz	dB/m	dBuV	dBuV/m	dBuV/m	dB	
1 11590.000	3.21	39.14	42.35	54.00	-11.65	Average
2 17990.370	13.15	34.10	47.25	54.00	-6.75	Average

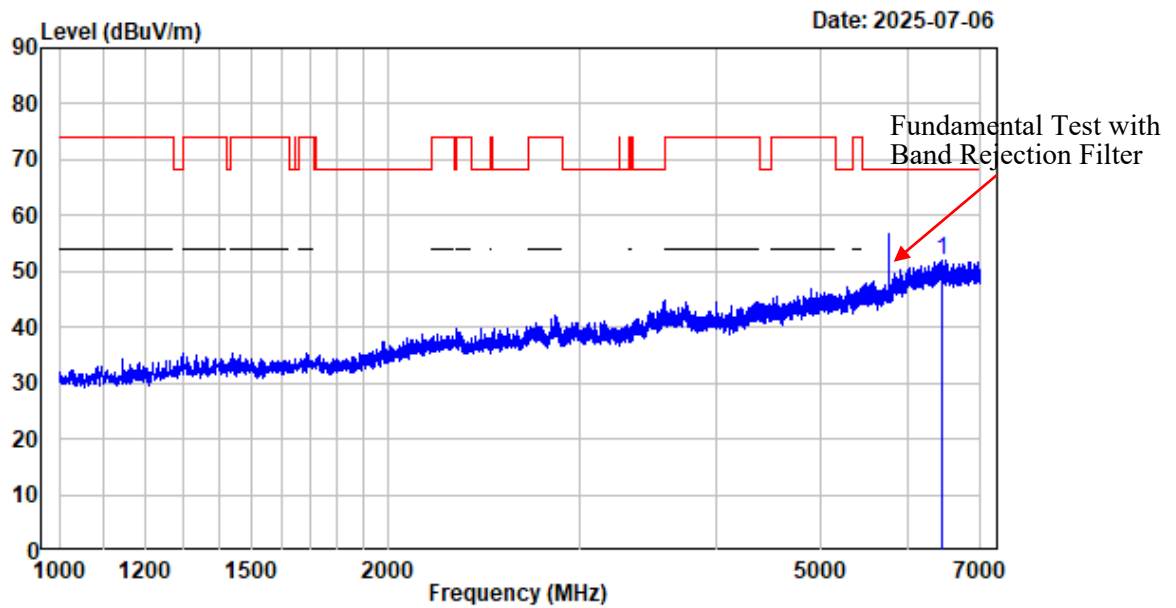
1-7GHz_Horizontal_802.11ac-VHT80_5775MHz



Condition : Horizontal
Project No. : 2501U63859E-RF
Tester : Zenos Qiao
Spectrum setting: Peak reading:RBW:1MHz VBW:3MHz Detector:Peak
Note : 5GWiFi-Band4-AC80-5775

Freq Factor		Read	Limit	Over	Remark
		Level	Level	Line	
MHz	dB/m	dBuV	dBuV/m	dBuV/m	dB
1	6447.181	-2.87	55.95	53.08	68.20 -15.12 Peak

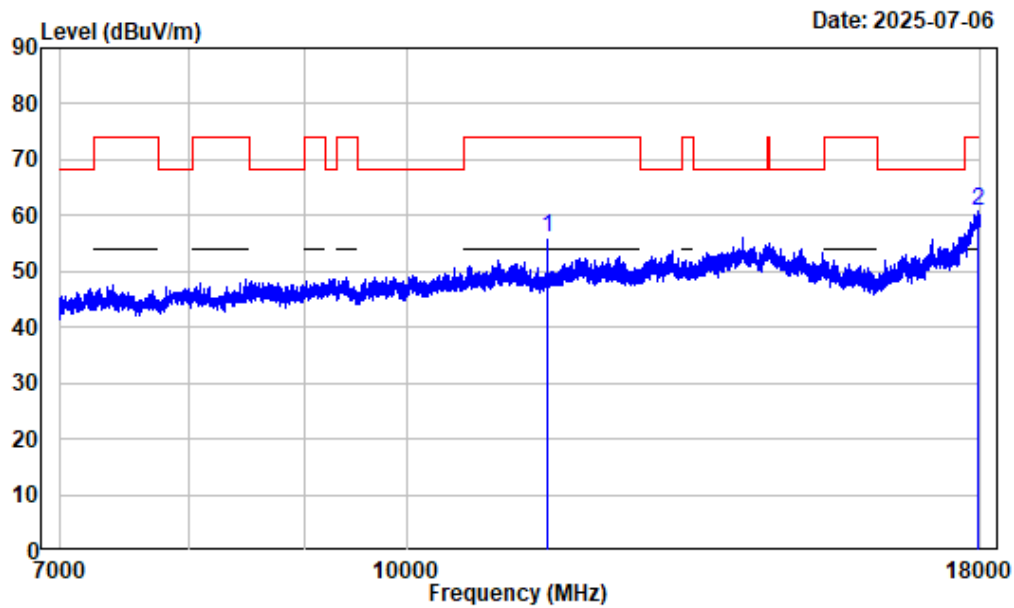
1-7GHz_Vertical_802.11ac-VHT80_5775MHz



Condition : Vertical
Project No. : 2501U63859E-RF
Tester : Zenos Qiao
Spectrum setting: Peak reading:RBW:1MHz VBW:3MHz Detector:Peak
Note : 5GWiFi-Band4-AC80-5775

Freq Factor		Read	Limit	Over	Remark
		Level	Level	Line	
MHz	dB/m	dBuV	dBuV/m	dBuV/m	dB
1	6453.932	-2.88	54.81	51.93	68.20 -16.27 Peak

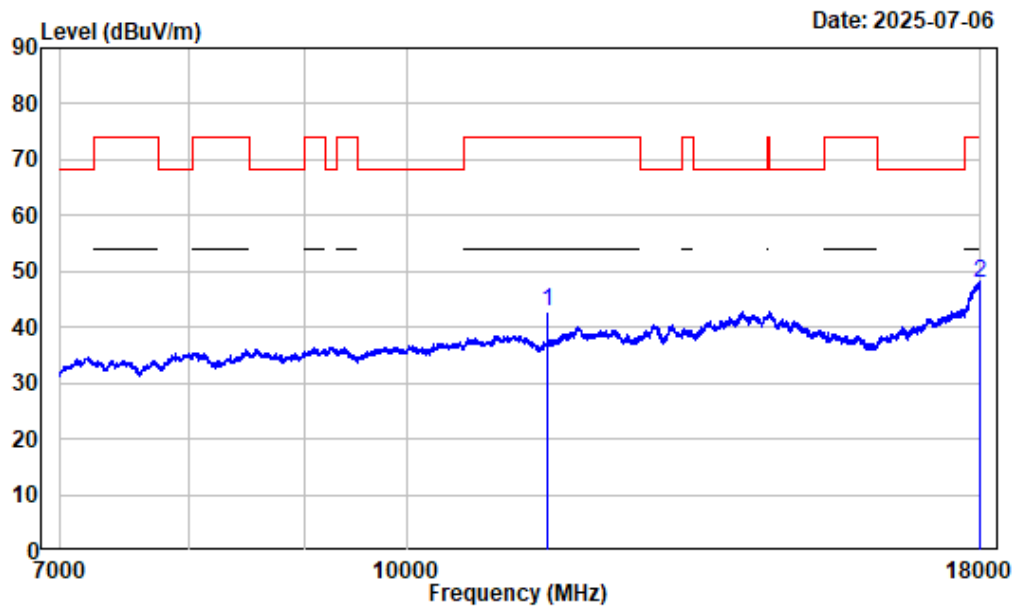
7-18GHz_Horizontal_Peak_802.11ac-VHT80_5775MHz



Condition : Horizontal
Project No. : 2501U63859E-RF
Tester : Zenos Qiao
Spectrum setting: Peak reading:RBW:1MHz VBW:3MHz Detector:Peak
Note : 5GWiFi-Band4-AC80-5775

Freq Factor		Read		Limit	Over	Remark
MHz	dB/m	Level	Level	Line	Limit	
		dBuV	dBuV/m	dBuV/m	dB	
1 11550.000	3.37	52.50	55.87	74.00	-18.13	Peak
2 17957.370	12.99	47.75	60.74	74.00	-13.26	Peak

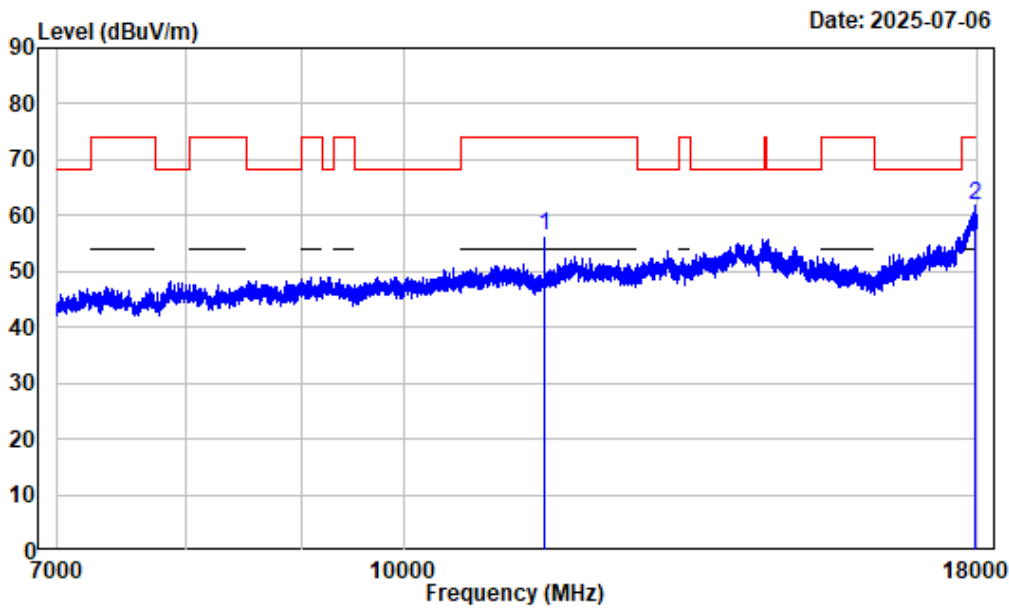
7-18GHz_Horizontal_Average_802.11ac-VHT80_5775MHz



Condition : Horizontal
Project No. : 2501U63859E-RF
Tester : Zenos Qiao
Spectrum setting: Average reading:RBW:1MHz VBW:5kHz Detector:Peak
Note : 5GWiFi-Band4-AC80-5775

Freq Factor		Read Level		Limit	Over	Remark
MHz	dB/m	dBuV	dBuV/m	dBuV/m	dB	
1 11550.000	3.37	39.49	42.86	54.00	-11.14	Average
2 17994.500	13.17	34.65	47.82	54.00	-6.18	Average

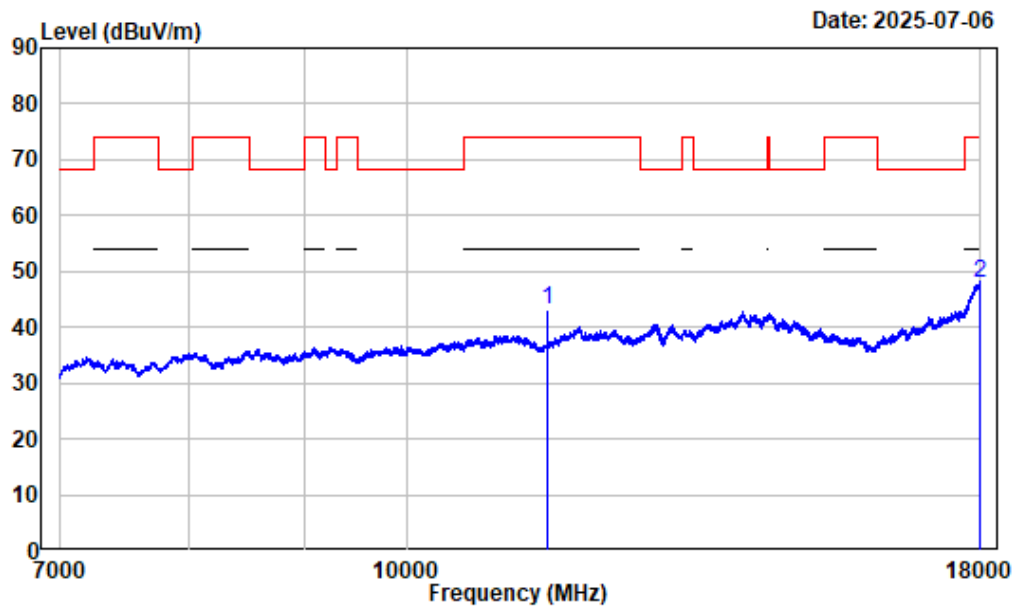
7-18GHz_Vertical_Peak_802.11ac-VHT80_5775MHz



Condition : Vertical
Project No. : 2501U63859E-RF
Tester : Zenos Qiao
Spectrum setting: Peak reading:RBW:1MHz VBW:3MHz Detector:Peak
Note : 5GWiFi-Band4-AC80-5775

Freq Factor		Read	Limit	Over	Remark
MHz	dB/m	Level	Level	Line	
		dBuV	dBuV/m	dBuV/m	dB
1 11550.000	3.37	52.97	56.34	74.00	-17.66 Peak
2 17958.740	12.99	48.83	61.82	74.00	-12.18 Peak

7-18GHz_Vertical_Average_802.11ac-VHT80_5775MHz

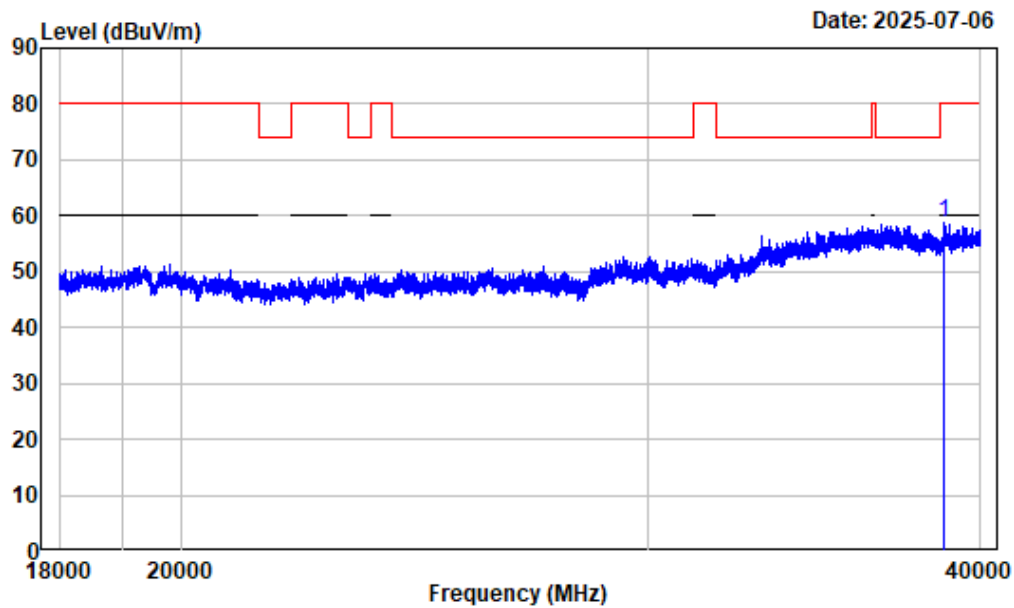


Condition : Vertical
Project No. : 2501U63859E-RF
Tester : Zenos Qiao
Spectrum setting: Average reading:RBW:1MHz VBW:5kHz Detector:Peak
Note : 5GWiFi-Band4-AC80-5775

Freq Factor		Read Level		Limit	Over	Remark
				Line	Limit	
MHz	dB/m	dBuV	dBuV/m	dBuV/m	dB	
1 11550.000	3.37	39.72	43.09	54.00	-10.91	Average
2 17993.130	13.17	34.76	47.93	54.00	-6.07	Average

18-40GHz (Only Listed with the worst harmonic margin test plot)

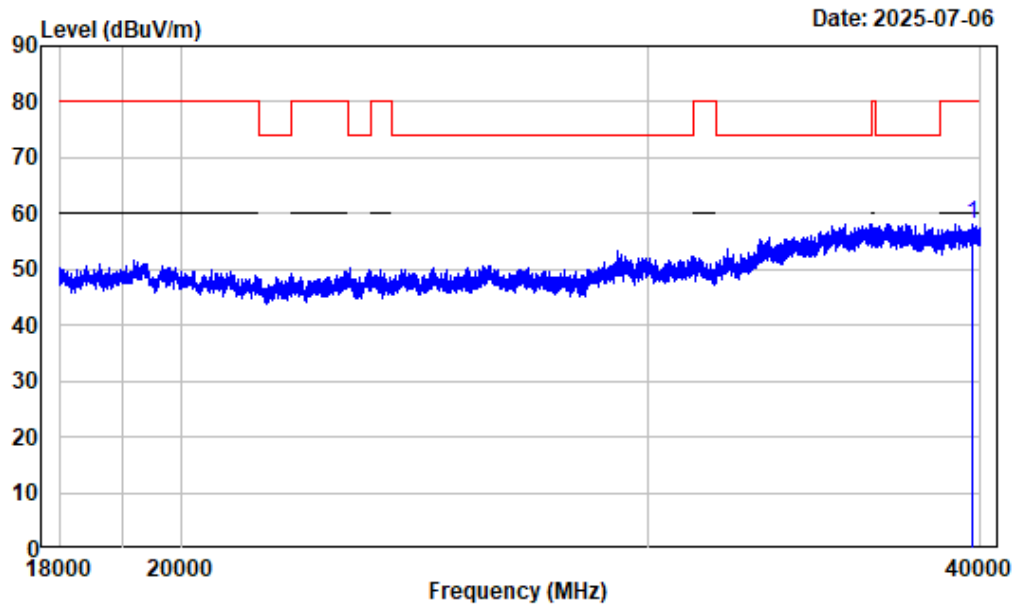
18-40GHz_Horizontal_802.11ac-VHT80_5530MHz



Condition : Horizontal
Project No. : 2501U63859E-RF
Tester : Zenos Qiao
Spectrum setting: Peak reading:RBW:1MHz VBW:3MHz Detector:Peak
Note : 5GWiFi-Band3-AC80-5530

Freq Factor		Read Level		Limit	Over	Remark
MHz	dB/m	dBuV	dBuV/m	dBuV/m	dB	
1 38740.340	22.17	36.58	58.75	80.00	-21.25	Peak

18-40GHz_Vertical_802.11ac-VHT80_5530MHz



Condition : Vertical
Project No. : 2501U63859E-RF
Tester : Zenos Qiao
Spectrum setting: Peak reading:RBW:1MHz VBW:3MHz Detector:Peak
Note : 5GWiFi-Band3-AC80-5530

Freq Factor		Read	Limit	Over	Remark
		Level	Level	Line	
MHz	dB/m	dBuV	dBuV/m	dBuV/m	dB
1 39744.220	22.27	35.86	58.13	80.00	-21.87 Peak

RF Conducted data**26dB attenuated below the channel power****Test Information:**

Sample No.:	34AK-1	Test Date:	2025/07/28
Test Site:	RF	Test Mode:	Transmitting
Tester:	Brian Li	Test Result:	Pass

Environmental Conditions:

Temperature: (°C)	26.2	Relative Humidity: (%)	46	ATM Pressure: (kPa)	100.5
-----------------------------	------	----------------------------------	----	-------------------------------	-------

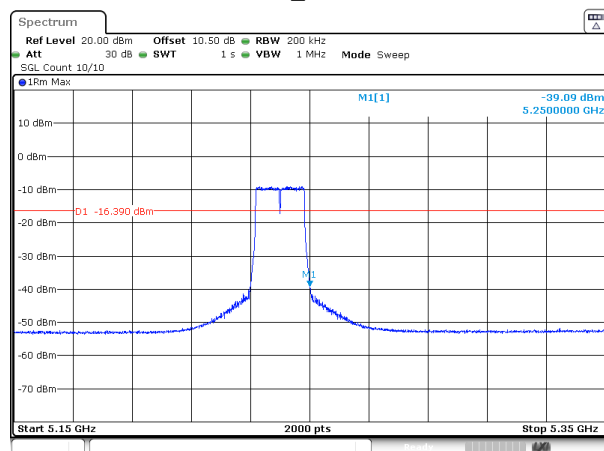
Test Data:

5150-5250MHz

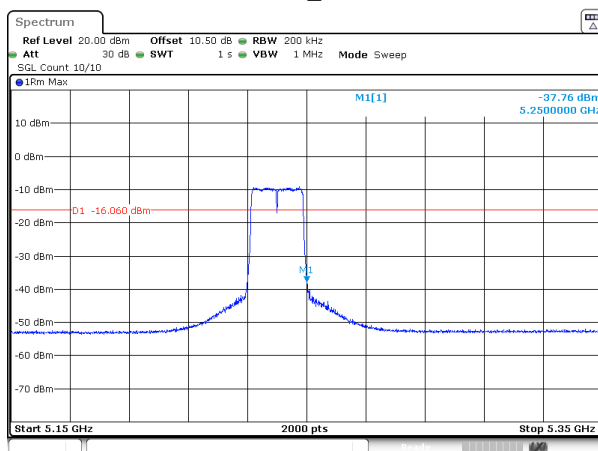
Mode	Test Frequency (MHz)	Result (dBm)	Limit (dBm)	Verdict
802.11a	5240	-39.09	-16.39	Pass
802.11ac20	5240	-37.76	-16.06	Pass
802.11ac40	5230	-36.29	-16.33	Pass
802.11ac80	5210	-41.01	-17.48	Pass

5150-5250MHz

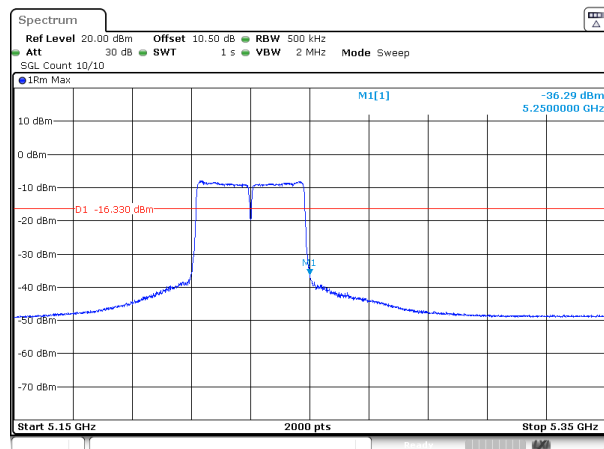
802.11a_5240MHz



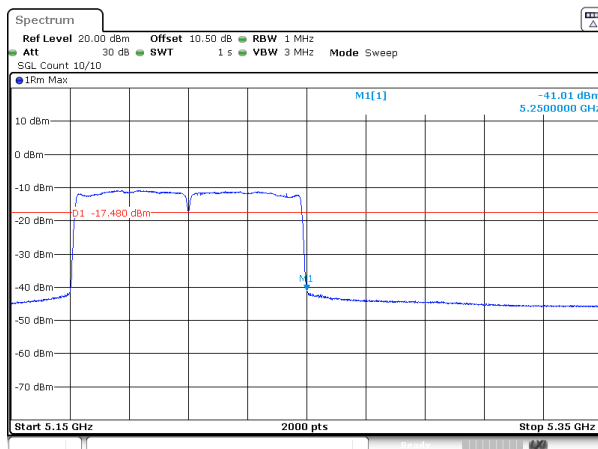
802.11ac20_5240MHz



802.11ac40_5230MHz



802.11ac80_5210MHz



Emission Bandwidth**Test Information:**

Sample No.:	34AK-1	Test Date:	2025/06/26~2025/09/04
Test Site:	RF	Test Mode:	Transmitting
Tester:	Brian Li	Test Result:	Pass

Environmental Conditions:

Temperature: (°C)	24.5-26.2	Relative Humidity: (%)	46-62	ATM Pressure: (kPa)	99.1-100.5
------------------------------	-----------	---------------------------------------	-------	--------------------------------	------------

Test Data:**26dB Emission Bandwidth****5150-5250MHz**

Mode	Test Frequency (MHz)	Result (MHz)
802.11a	5180	29.216
	5200	26.941
	5240	26.997
802.11ac20	5180	26.506
	5200	27.867
	5240	29.409
802.11ac40	5190	71.062
	5230	72.771
802.11ac80	5210	92.793

5250-5350MHz

Mode	Test Frequency (MHz)	Result (MHz)
802.11a	5260	28.570
	5280	28.370
	5320	28.477
802.11ac20	5260	32.522
	5280	30.914
	5320	31.389
802.11ac40	5270	57.113
	5310	49.950
802.11ac80	5290	89.790

5470-5725MHz

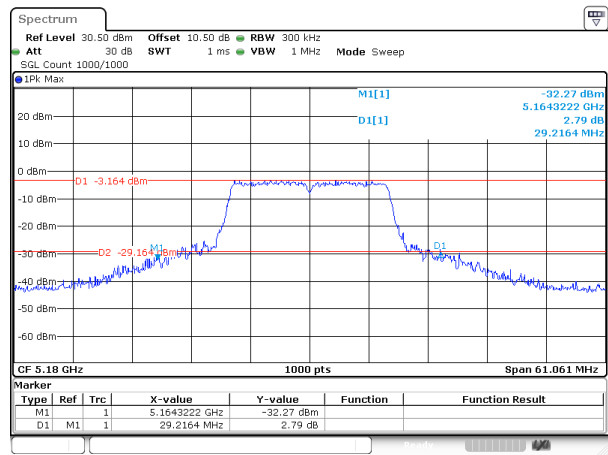
Mode	Test Frequency (MHz)	Result (MHz)
802.11a	5500	28.113
	5580	28.919
	5700	26.722
802.11ac20	5500	29.133
	5580	34.971
	5700	29.543
802.11ac40	5510	49.650
	5550	57.972
	5670	59.258
802.11ac80	5530	84.284
	5610	85.485
	5690	86.086

6dB Emission Bandwidth
5725-5850MHz

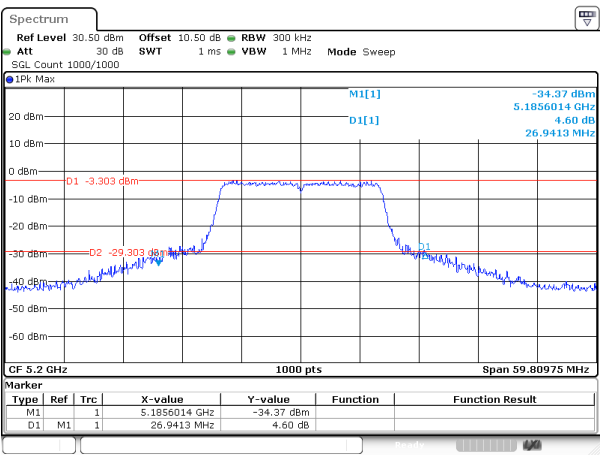
Mode	Test Frequency (MHz)	Result (MHz)	Limit (MHz)	Verdict
802.11a	5745	16.416	0.5	Pass
	5785	16.416	0.5	Pass
	5825	16.416	0.5	Pass
802.11ac20	5745	17.317	0.5	Pass
	5785	17.267	0.5	Pass
	5825	17.317	0.5	Pass
802.11ac40	5755	36.036	0.5	Pass
	5795	36.236	0.5	Pass
802.11ac80	5775	75.676	0.5	Pass

5150-5250MHz

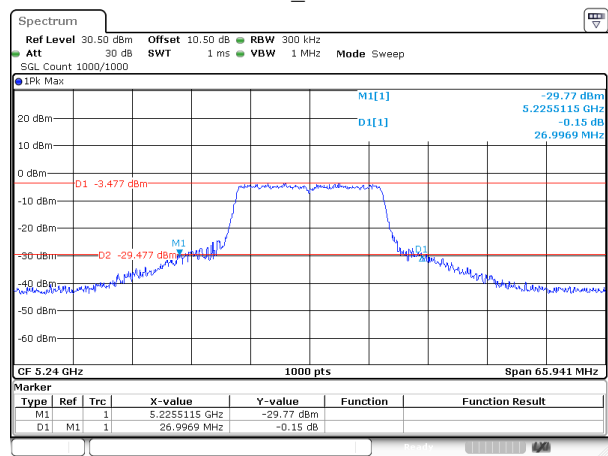
802.11a_5180MHz



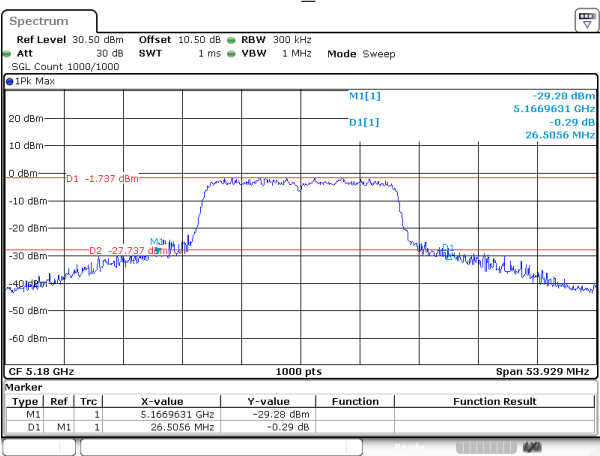
802.11a_5200MHz



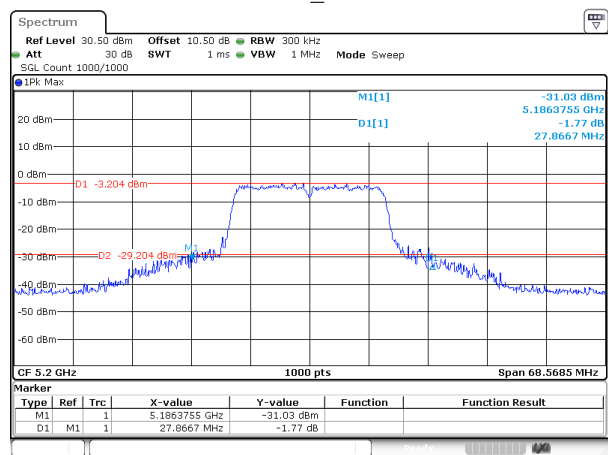
802.11a_5240MHz



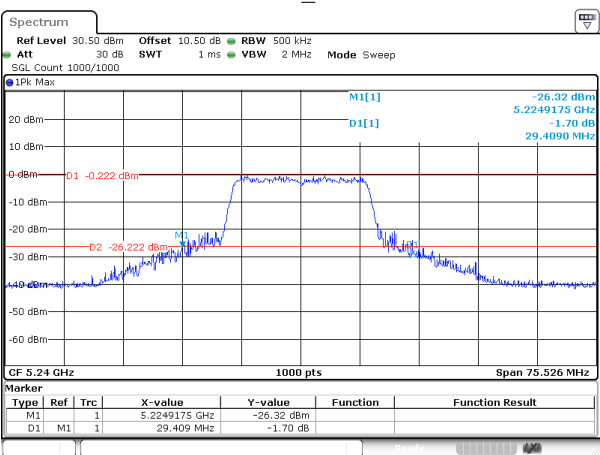
802.11ac20_5180MHz



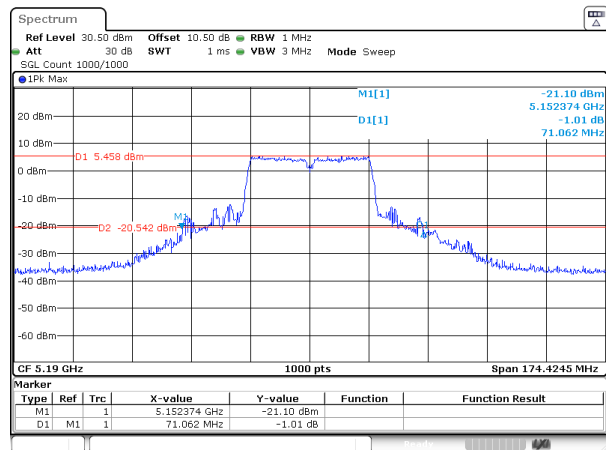
802.11ac20_5200MHz



802.11ac20_5240MHz

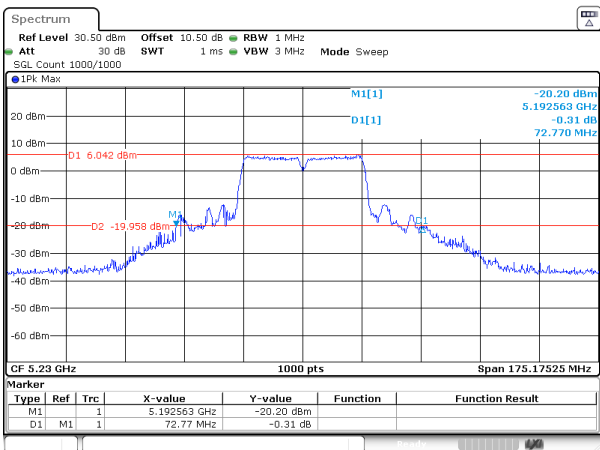


802.11ac40_5190MHz



ProjectNo.:2501U63859E-RF Tester:Brian Li
Date: 28.JUL.2025 20:21:17

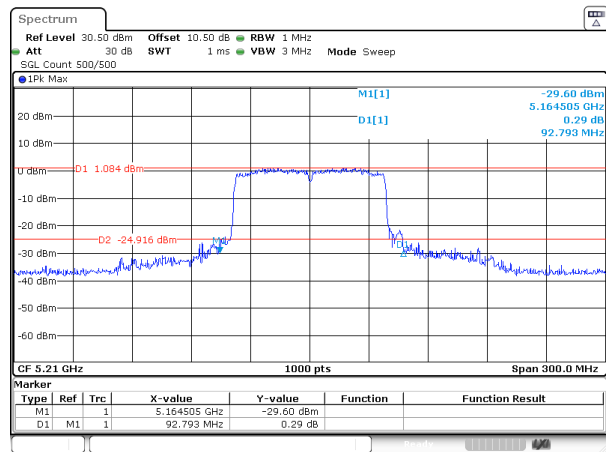
802.11ac40_5230MHz



ProjectNo.:2501U63859E-RF Tester:Brian Li
Date: 28.JUL.2025 20:20:27

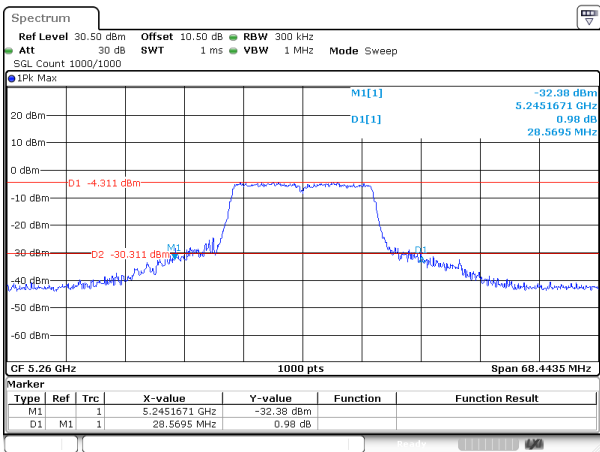
5250-5350MHz

802.11ac80_5210MHz



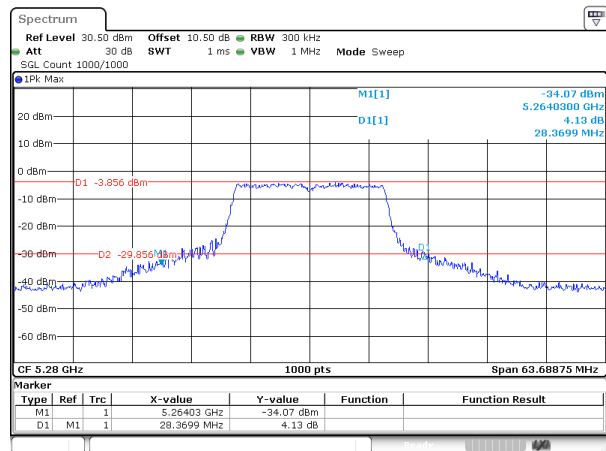
ProjectNo.:2501U63859E-RF Tester:Brian Li
Date: 28.JUL.2025 19:27:24

802.11a_5260MHz



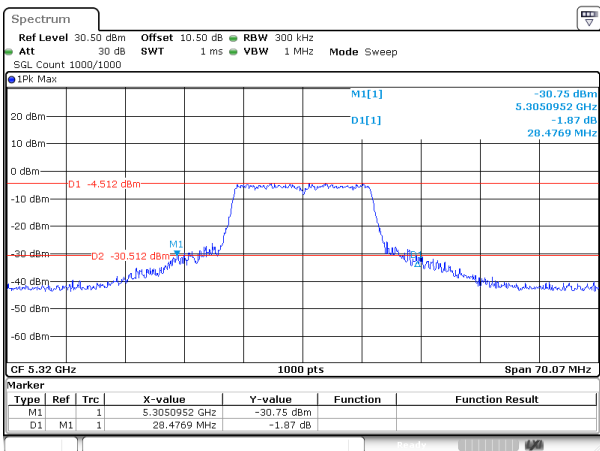
ProjectNo.:2501U63859E-RF Tester:Brian Li
Date: 4.SEP.2025 10:19:07

802.11a_5280MHz



ProjectNo.:2501U63859E-RF Tester:Brian Li
Date: 4.SEP.2025 10:19:57

802.11a_5320MHz



ProjectNo.:2501U63859E-RF Tester:Brian Li
Date: 4.SEP.2025 10:20:56