

FCC Test Report

Report No.: AGC16253250102FR02

FCC ID : 2AOVU-SG0006D2VA
APPLICATION PURPOSE : Original Equipment
PRODUCT DESIGNATION : GPON WiFi6 2+2
BRAND NAME : N/A
MODEL NAME : SG0006D2VA, EVO6022GP, EVO6022GP3, SG401EB, SG401EX(X: A~Z)
APPLICANT : Shenzhen SEI Robotics Co., Ltd.
DATE OF ISSUE : Feb. 10, 2025
STANDARD(S) : FCC Part 15 Subpart E §15.407
REPORT VERSION : V1.0

Attestation of Global Compliance (Shenzhen) Co., Ltd



Any report having not been signed by authorized approver, or having been altered without authorization, or having not been stamped by the "Dedicated Testing/Inspection Stamp" is deemed to be invalid. Copying or excerpting portion of, or altering the content of the report is not permitted without the written authorization of AGC. The test results presented in the report apply only to the tested sample. Any objections to report issued by AGC should be submitted to AGC within 15days after the issuance of the test report. Further enquiry of validity or verification of the test report should be addressed to AGC by agc01@agccert.com.

Attestation of Global Compliance(Shenzhen)Co., Ltd
Attestation of Global Compliance(Shenzhen)Std & Tech Co., Ltd
Tel: +86-755 2523 4088 E-mail: agc@agccert.com Web: <http://www.agccert.com/>



Report Revise Record

Report Version	Revise Time	Issued Date	Valid Version	Notes
V1.0	/	Feb. 10, 2025	Valid	Initial Release

Any report having not been signed by authorized approver, or having been altered without authorization, or having not been stamped by the “Dedicated Testing/Inspection Stamp” is deemed to be invalid. Copying or excerpting portion of, or altering the content of the report is not permitted without the written authorization of AGC. The test results presented in the report apply only to the tested sample. Any objections to report issued by AGC should be submitted to AGC within 15days after the issuance of the test report. Further enquiry of validity or verification of the test report should be addressed to AGC by agc01@agccert.com.

Attestation of Global Compliance(Shenzhen)Co., Ltd
Attestation of Global Compliance(Shenzhen)Std & Tech Co., Ltd
Tel: +86-755 2523 4088 E-mail: agc@agccert.com Web: <http://www.agccert.com/>

Table of Contents

1. General Information	5
2. Product Information	6
2.1 Product Technical Description	6
2.2 Table of Carrier Frequency	8
2.3 IEEE 802.11n Modulation Scheme	11
2.4 Related Submittal(S) / Grant (S)	12
2.5 Test Methodology	12
2.6 Special Accessories	12
2.7 Equipment Modifications	12
2.8 Antenna Requirement	12
2.9 Description of Available Antennas	13
2.10 Description of Test Software	14
3. Test Environment	16
3.1 Address of The Test Laboratory	16
3.2 Test Facility	16
3.3 Environmental Conditions	17
3.4 Measurement Uncertainty	17
3.5 List of Equipment Used	18
4. System Test Configuration	20
4.1 EUT Configuration	20
4.2 EUT Exercise	20
4.3 Configuration of Tested System	20
4.4 Equipment Used in Tested System	20
4.5 Summary of Test Results	21
5. Description of Test Modes	22
6. Duty Cycle Measurement	25
7. RF Output Power Measurement	45
7.1 Provisions Applicable	45
7.2 Measurement Procedure	45
7.3 Measurement Setup (Block Diagram of Configuration)	45
7.4 Measurement Result	46
8. 6dB&26dB Bandwidth Measurement	59
8.1 Provisions Applicable	59
8.2 Measurement Procedure	59
8.3 Measurement Setup (Block Diagram of Configuration)	59

Any report having not been signed by authorized approver, or having been altered without authorization, or having not been stamped by the "Dedicated Testing/Inspection Stamp" is deemed to be invalid. Copying or excerpting portion of, or altering the content of the report is not permitted without the written authorization of AGC. The test results presented in the report apply only to the tested sample. Any objections to report issued by AGC should be submitted to AGC within 15days after the issuance of the test report. Further enquiry of validity or verification of the test report should be addressed to AGC by agc01@agccert.com.

8.4 Measurement Results	60
9. Power Spectral Density Measurement.....	179
9.1 Provisions Applicable	179
9.2 Measurement Procedure.....	179
9.3 Measurement Setup (Block Diagram of Configuration)	179
9.4 Measurement Result	180
10. Conducted Band Edge and Out-of-Band Emissions.....	282
10.1 Provisions Applicable	282
10.2 Measurement Procedure.....	282
10.3 Measurement Setup (Block Diagram of Configuration)	283
10.4 Measurement Results	284
11. Radiated Spurious Emission	439
11.1 Measurement Limit	439
11.2 Measurement Procedure	440
11.3 Measurement Setup (Block Diagram of Configuration)	442
11.4 Measurement Result	443
12. AC Power Line Conducted Emission Test.....	482
12.1 Measurement limit.....	482
12.2 Block Diagram of Line Conducted Emission Test	482
12.3 Preliminary Procedure of Line Conducted Emission Test.....	483
12.4 Final Procedure of Line Conducted Emission Test.....	483
12.5 Test Result of Line Conducted Emission Test.....	484
Appendix I: Photographs of Test Setup.....	486
Appendix II: Photographs of EUT.....	486

Any report having not been signed by authorized approver, or having been altered without authorization, or having not been stamped by the “Dedicated Testing/Inspection Stamp” is deemed to be invalid. Copying or excerpting portion of, or altering the content of the report is not permitted without the written authorization of AGC. The test results presented in the report apply only to the tested sample. Any objections to report issued by AGC should be submitted to AGC within 15days after the issuance of the test report. Further enquiry of validity or verification of the test report should be addressed to AGC by agc01@agccert.com.

1. General Information

Applicant	Shenzhen SEI Robotics Co., Ltd.
Address	11F, Kangtai Innovation Plaza Building A, No. 222 Kefa Road, Yue Hai Sub-district, Nanshan District, Shenzhen 518054, China
Manufacturer	Shenzhen SEI Robotics Co., Ltd.
Address	11F, Kangtai Innovation Plaza Building A, No. 222 Kefa Road, Yue Hai Sub-district, Nanshan District, Shenzhen 518054, China
Factory	Shenzhen SEI Robotics Co., Ltd.
Address	11F, Kangtai Innovation Plaza Building A, No. 222 Kefa Road, Yue Hai Sub-district, Nanshan District, Shenzhen 518054, China
Product Designation	GPON WiFi6 2+2
Brand Name	N/A
Test Model	SG0006D2VA
Series Model(s)	EVO6022GP, EVO6022GP3, SG401EB, SG401EX(X:A~Z)
Difference Description	All the same except model names
Date of receipt of test item	Jan. 08, 2025
Date of Test	Jan. 08, 2025 –Jan. 24, 2025
Deviation from Standard	No any deviation from the test method
Condition of Test Sample	Normal
Test Result	Pass
Test Report Form No	AGCER-FCC-5G WLAN-V1

Note: The test results of this report relate only to the tested sample identified in this report.

Prepared By



Cici Li
(Project Engineer)

Feb. 10, 2025

Reviewed By



Calvin Liu
(Reviewer)

Feb. 10, 2025

Approved By



Angela Li
Authorized Officer

Feb. 10, 2025

Any report having not been signed by authorized approver, or having been altered without authorization, or having not been stamped by the “Dedicated Testing/Inspection Stamp” is deemed to be invalid. Copying or excerpting portion of, or altering the content of the report is not permitted without the written authorization of AGC. The test results presented in the report apply only to the tested sample. Any objections to report issued by AGC should be submitted to AGC within 15days after the issuance of the test report. Further enquiry of validity or verification of the test report should be addressed to AGC by agc01@agccert.com.

Attestation of Global Compliance(Shenzhen)Co., Ltd

Attestation of Global Compliance(Shenzhen)Std & Tech Co., Ltd

Tel: +86-755 2523 4088 E-mail: agc@agccert.com Web: http://www.agccert.com/

2. Product Information

2.1 Product Technical Description

Equipment Type	<input type="checkbox"/> Outdoor access points <input type="checkbox"/> Fixed P2P access points	<input type="checkbox"/> Indoor access points <input checked="" type="checkbox"/> Client devices
Operation Frequency	<input checked="" type="checkbox"/> U-NII 1:5150MHz~5250MHz <input checked="" type="checkbox"/> U-NII 2C:5470MHz~5725MHz	<input checked="" type="checkbox"/> U-NII 2A: 5250MHz~5350MHz <input checked="" type="checkbox"/> U-NII 3: 5725MHz~5850MHz
DFS Design Type	<input type="checkbox"/> Master <input checked="" type="checkbox"/> Slave with radar detection <input type="checkbox"/> Slave without radar detection	
TPC Function	<input type="checkbox"/> Yes <input checked="" type="checkbox"/> No	
Hardware Version	SG402EB	
Software Version	V1	
Test Frequency Range	For 802.11a/n-HT20/ac-VHT20/ax-HE20: 5180~5240MHz/5260~5320MHz/5500~5700MHz/5745~5825MHz; For 802.11n-HT40/ac-VHT40/ax-HE40: 5190~5230MHz/5270~5310MHz/5510~5670MHz/5755~5795MHz; For 802.11ac-VHT80/ ax-HE80: 5210MHz/5290MHz/5530~5610MHz/5775MHz For 802.11ac-VHT160/ ax-HE160: 5250MHz/5570MHz	
RF Output Power	802.11a:15.77dBm,802.11n(HT20):15.15dBm; 802.11n(HT40):15.26dBm; 802.11ac (VHT20):15.20dBm;802.11ac (VHT40):15.30dBm; 802.11ac (VHT80):14.58dBm; 802.11ac (VHT160):15.41dBm; 802.11ax (HE20):15.58dBm; 802.11ax (HE40):14.87dBm; 802.11ax (HE80):11.88dBm; 802.11ax (HE160):12.42dBm	
RF Output Power(MIMO)	802.11n(HT20):17.03dBm; 802.11n(HT40):17.11dBm; 802.11ac (VHT20):17.07dBm;802.11ac (VHT40):17.10dBm; 802.11ac (VHT80):16.41dBm; 802.11ac (VHT160):17.25dBm; 802.11ax (HE20):17.36dBm; 802.11ax (HE40):16.67dBm; 802.11ax (HE80):14.20dBm; 802.11ax (HE160):14.39dBm	
Modulation	802.11a/n:(64-QAM, 16-QAM, QPSK, BPSK) OFDM 802.11ac :(256-QAM, 64-QAM, 16-QAM, QPSK, BPSK) OFDM 802.11ax :(1024-QAM,256-QAM, 64-QAM, 16-QAM, QPSK, BPSK) OFDMA	
Data Rate	802.11a:6/9/12/18/24/36/48/54Mbps; 802.11n: up to 300Mbps; 802.11ac: up to 866.6Mbps; 802.11ax: up to 1201Mbps	
Number of channels	7 channels of U-NII-1 Band;7 channels of U- NII-2A Band 19 channels of U-NII-2C Band;8 channels of U- NII 3 Band 1 channels of U- NII 1+2A Band	

Any report having not been signed by authorized approver, or having been altered without authorization, or having not been stamped by the "Dedicated Testing/Inspection Stamp" is deemed to be invalid. Copying or excerpting portion of, or altering the content of the report is not permitted without the written authorization of AGC. The test results presented in the report apply only to the tested sample. Any objections to report issued by AGC should be submitted to AGC within 15days after the issuance of the test report. Further enquiry of validity or verification of the test report should be addressed to AGC by agc01@agccert.com.

Antenna Designation	Built-in Antenna
Antenna Gain	Refer to Chapter 2.9 of the report.
Power Supply	DC 12V by adapter
Adapter Information	Model: RD1201500-C55-153MG Input: 100-240V, 50/60Hz, 0.6A Output: 12V $\overline{=}$ 1.5A

Any report having not been signed by authorized approver, or having been altered without authorization, or having not been stamped by the "Dedicated Testing/Inspection Stamp" is deemed to be invalid. Copying or excerpting portion of, or altering the content of the report is not permitted without the written authorization of AGC. The test results presented in the report apply only to the tested sample. Any objections to report issued by AGC should be submitted to AGC within 15days after the issuance of the test report. Further enquiry of validity or verification of the test report should be addressed to AGC by agc01@agccert.com.

Attestation of Global Compliance(Shenzhen)Co., Ltd
Attestation of Global Compliance(Shenzhen)Std & Tech Co., Ltd
Tel: +86-755 2523 4088 E-mail: agc@agccert.com Web: <http://www.agccert.com/>

2.2 Table of Carrier Frequency

For 5180~5240MHz:

4 channels are provided for 802.11a, 802.11n (HT20), 802.11ac (VHT20), 802.11ax (HE20):

Channel	Frequency	Channel	Frequency
36	5180 MHz	44	5220 MHz
40	5200 MHz	48	5240 MHz

2 channels are provided for 802.11n (HT40), 802.11ac (VHT40), 802.11ax (HE40):

Channel	Frequency	Channel	Frequency
38	5190 MHz	46	5230 MHz

1 channel is provided for 802.11ac (VHT80), 802.11ax (VHT80):

Channel	Frequency	Channel	Frequency
42	5210 MHz	--	--

For 5260~5320MHz:

5 channels are provided for 802.11a, 802.11n (HT20), 802.11ac (VHT20) , 802.11ax (HE20):

Channel	Frequency	Channel	Frequency
52	5260 MHz	60	5300 MHz
56	5280 MHz	64	5320 MHz

2 channels are provided for 802.11n (HT40), 802.11ac (VHT40) , 802.11ax (HE40):

Channel	Frequency	Channel	Frequency
54	5270 MHz	62	5310 MHz

1 channel is provided for 802.11ac (VHT80), 802.11ax (HE80):

Channel	Frequency	Channel	Frequency
58	5290 MHz	--	--

For 5180~5240MHz+5260~5320MHz (U-NII 1+U-NII 2A)

1 channel is provided for 802.11ac (VHT160), 802.11ax (HE160):

Channel	Frequency
50	5250 MHz

Any report having not been signed by authorized approver, or having been altered without authorization, or having not been stamped by the "Dedicated Testing/Inspection Stamp" is deemed to be invalid. Copying or excerpting portion of, or altering the content of the report is not permitted without the written authorization of AGC. The test results presented in the report apply only to the tested sample. Any objections to report issued by AGC should be submitted to AGC within 15days after the issuance of the test report. Further enquiry of validity or verification of the test report should be addressed to AGC by agc01@agccert.com.

For 5500~5700MHz:

11 channels are provided for 802.11a, 802.11n (HT20), 802.11ac (VHT20), 802.11ax (HE20):

Channel	Frequency	Channel	Frequency
100	5500 MHz	124	5620 MHz
104	5520 MHz	128	5640 MHz
108	5540 MHz	132	5660 MHz
112	5560 MHz	136	5680 MHz
116	5580 MHz	140	5700 MHz
120	5600 MHz		

5 channels are provided for 802.11n (HT40), 802.11ac (VHT40), 802.11ax (HE40):

Channel	Frequency	Channel	Frequency
102	5510 MHz	126	5630 MHz
110	5550 MHz	134	5670 MHz
118	5590 MHz		

2 channel is provided for 802.11ac (VHT80), 802.11ax (HE80):

Channel	Frequency	Channel	Frequency
106	5530 MHz	122	5610 MHz

1 channel is provided for 802.11ac (VHT160), 802.11ax (HE160):

Channel	Frequency
114	5570 MHz

Any report having not been signed by authorized approver, or having been altered without authorization, or having not been stamped by the “Dedicated Testing/Inspection Stamp” is deemed to be invalid. Copying or excerpting portion of, or altering the content of the report is not permitted without the written authorization of AGC. The test results presented in the report apply only to the tested sample. Any objections to report issued by AGC should be submitted to AGC within 15days after the issuance of the test report. Further enquiry of validity or verification of the test report should be addressed to AGC by agc01@agccert.com.

For 5745~5825MHz:

5 channels are provided for 802.11a, 802.11n (HT20), 802.11ac (VHT20) , 802.11ax (HE20):

Channel	Frequency	Channel	Frequency
149	5745 MHz	161	5805 MHz
153	5765 MHz	165	5825 MHz
157	5785 MHz	--	--

2 channels are provided for 802.11n (HT40), 802.11ac (VHT40), 802.11ax (HE40):

Channel	Frequency	Channel	Frequency
151	5755 MHz	159	5795 MHz

1 channel is provided for 802.11ac (VHT80), 802.11ax (HE80):

Channel	Frequency	Channel	Frequency
155	5775 MHz	--	--

Any report having not been signed by authorized approver, or having been altered without authorization, or having not been stamped by the "Dedicated Testing/Inspection Stamp" is deemed to be invalid. Copying or excerpting portion of, or altering the content of the report is not permitted without the written authorization of AGC. The test results presented in the report apply only to the tested sample. Any objections to report issued by AGC should be submitted to AGC within 15days after the issuance of the test report. Further enquiry of validity or verification of the test report should be addressed to AGC by agc01@agccert.com.

2.3 IEEE 802.11n Modulation Scheme

MCS Index	N _{ss}	Modulation	R	N _{BPSC}	N _{CBPS}		N _{DBPS}		Data rate (Mbps)	
					20MHz	40MHz	20MHz	40MHz	800nsGI	
0	1	BPSK	1/2	1	52	108	26	54	6.5	13.5
1	1	QPSK	1/2	2	104	216	52	108	13.0	27.0
2	1	QPSK	3/4	2	104	216	78	162	19.5	40.5
3	1	16-QAM	1/2	4	208	432	104	216	26.0	54.0
4	1	16-QAM	3/4	4	208	432	156	324	39.0	81.0
5	1	64-QAM	2/3	6	312	648	208	432	52.0	108.0
6	1	64-QAM	3/4	6	312	648	234	489	58.5	121.5
7	1	64-QAM	5/6	6	312	648	260	540	65.0	135.0

Symbol	Explanation
NSS	Number of spatial streams
R	Code rate
NBPSC	Number of coded bits per single carrier
NCBPS	Number of coded bits per symbol
NDBPS	Number of data bits per symbol
GI	Guard interval

Any report having not been signed by authorized approver, or having been altered without authorization, or having not been stamped by the "Dedicated Testing/Inspection Stamp" is deemed to be invalid. Copying or excerpting portion of, or altering the content of the report is not permitted without the written authorization of AGC. The test results presented in the report apply only to the tested sample. Any objections to report issued by AGC should be submitted to AGC within 15days after the issuance of the test report. Further enquiry of validity or verification of the test report should be addressed to AGC by agc01@agccert.com.

2.4 Related Submittal(S) / Grant (S)

This submittal(s) (test report) is intended for FCC ID: 2AOVU-SG0006D2VA filing to comply with the FCC Part 15 requirements.

2.5 Test Methodology

No.	Identity	Document Title
1	FCC 47 CFR Part 2	Frequency allocations and radio treaty matters; general rules and regulations
2	FCC 47 CFR Part 15	Radio Frequency Devices
3	ANSI C63.10-2013	American National Standard for Testing Unlicensed Wireless Devices
4	KDB 662911	662911 D01 Multiple Transmitter Output v02r01
5	KDB 789033	789033 D02 General U-NII Test Procedures New Rules v02r01

2.6 Special Accessories

Refer to section 4.4.

2.7 Equipment Modifications

Not available for this EUT intended for grant.

2.8 Antenna Requirement

Standard Requirement
<p>15.203 requirement: An intentional radiator shall be designed to ensure that no antenna other than that furnished by the responsible party shall be used with the device. The use of a permanently attached antenna or of an antenna that uses a unique coupling to the intentional radiator, the manufacturer may design the unit so that a broken antenna can be replaced by the user, but the use of a standard antenna jack or electrical connector is prohibited.</p>
<p>EUT Antenna: The non-detachable antenna inside the device cannot be replaced by the user at will. The gain of the antenna refer to Section 2.9 of the report</p>

Any report having not been signed by authorized approver, or having been altered without authorization, or having not been stamped by the "Dedicated Testing/Inspection Stamp" is deemed to be invalid. Copying or excerpting portion of, or altering the content of the report is not permitted without the written authorization of AGC. The test results presented in the report apply only to the tested sample. Any objections to report issued by AGC should be submitted to AGC within 15days after the issuance of the test report. Further enquiry of validity or verification of the test report should be addressed to AGC by agc01@agccert.com.

Attestation of Global Compliance(Shenzhen)Co., Ltd
Attestation of Global Compliance(Shenzhen)Std & Tech Co., Ltd
Tel: +86-755 2523 4088 E-mail: agc@agccert.com Web: http://www.agccert.com/

2.9 Description of Available Antennas

Antenna Type	Frequency Band (MHz)	TX Paths	Bandwidth (MHz)	Max Peak Gain (dBi)		Max Directional Gain (dBi)
				Chain A	Chain B	
5G WIFI Built-in Antenna List (5GHz 2*2 MIMO)						
Built-in Antenna	5150 ~ 5250	2	20,40,80	3.00	2.97	6.00
	5250 ~ 5350	2	20,40,80	2.84	3.07	5.97
	5470 ~ 5725	2	20,40,80	3.69	3.80	6.76
	5725 ~ 5850	2	20,40,80	3.91	3.83	6.88
Antenna Type	Frequency Band (MHz)	TX Paths	Bandwidth (MHz)	Max Peak Gain (dBi)		Max Directional Gain (dBi)
				Chain A	Chain B	
5G WIFI Built-in Antenna List (5GHz 2*2 MIMO)						
Built-in Antenna	5150 ~ 5350	2	160	3.00	3.07	6.05
	5470 ~ 5725	2	160	3.69	3.80	6.76

Note 1: The EUT supports Cyclic Delay Diversity (CDD) technology for 802.11n/ac/ax mode.

Note 2: The EUT supports Cyclic Delay Diversity (CDD) mode, and CDD signals are correlated.

If all antennas have the same gain, G_{ANT} , Directional gain = G_{ANT} + Array Gain, where Array Gain is as follows.

- For power spectral density (PSD) measurements on devices:

$$\text{Array Gain} = 10 \log (N_{ANT} / N_{SS}) \text{ dB} = 3.01;$$

- For power measurements on IEEE 802.11 devices:

$$\text{Array Gain} = 0 \text{ dB for } N_{ANT} \leq 4;$$

$$\text{Array Gain} = 0 \text{ dB (i.e., no array gain) for channel widths } \geq 40 \text{ MHz for any } N_{ANT};$$

$$\text{Array Gain} = 5 \log(N_{ANT}/N_{SS}) \text{ dB or } 3 \text{ dB, whichever is less, for } 20 \text{ MHz channel widths with } N_{ANT} \geq 5.$$

If antenna gains are not equal, Directional gain may be calculated by using the formulas applicable to equal gain antennas with G_{ANT} set equal to the gain of the antenna having the highest gain.

2.10 Description of Test Software

For IEEE 802.11 mode:

The test utility software used during testing was “SecureCRT”, and the version was “4.0.00132.0”.

Software Setting Diagram

```

Serial-COM5
文件(F) 编辑(E) 查看(V) 选项(O) 传输(T) 脚本(S) | 工具(L) 帮助(H)

Serial-COM5
mt76-test phy1 set tx_length=1024
mt76-test phy1 set tx_antenna=2
mt76-test phy1 set aid=1
mt76-test phy1 set tx_count=1000000
mt76-test phy1 set tx_power=30,0,0,0
mt76-test phy1 set state=tx_frames
admin@home:/# mt76-test phy1 set tx_ipg=50
admin@home:/# mt76-test phy1 set tx_rate_mode=he_su
admin@home:/# mt76-test phy1 set tx_rate_idx=0
admin@home:/# mt76-test phy1 set tx_rate_sgi=0
admin@home:/# mt76-test phy1 set tx_ltf=0
admin@home:/# mt76-test phy1 set tx_rate_ldpc=1
admin@home:/# mt76-test phy1 set tx_length=1024
admin@home:/# mt76-test phy1 set tx_antenna=2
admin@home:/# mt76-test phy1 set aid=1
admin@home:/# mt76-test phy1 set tx_count=1000000
admin@home:/# mt76-test phy1 set tx_power=30,0,0,0
admin@home:/# mt76-test phy1 set state=tx_frames
[22806.366208]
[22806.366208] Enter resolve name: [peripheral.acs11a.com]
[22806.366208] resolve Name failed!
[22831.442627] mt7915_mac_sta_add:780 enter band=1 wcid=1 !!!!!
[22831.458220] WIFI_MAIL_API_SET_WAIT_ADD_DEL_STA L1136 send!
admin@home:/#

Default 1 2 3 4 5 6 7 reset show reboot

就绪 Serial: COM5, 115200, 24, 15, 24行, 80列, VT100 大写 数字
  
```

Test Mode U-NII 1	Channel	Power Index	
		Chain A	Chain B
802.11a	L/M/H	30	30
802.11n(HT20)	L/M/H	30	30
802.11n(HT40)	L/M/H	30	30
802.11ac(VHT20)	L/M/H	30	30
802.11ac(VHT40)	L/M/H	30	30
802.11ac(VHT80)	L/M/H	30	30
802.11ax(HE20)	L/M/H	30	30
802.11ax(HE40)	L/M/H	30	30
802.11ax(HE80)	L/M/H	30	30
Test Mode U-NII 2A	Channel	Power Index	
		Chain A	Chain B
802.11a	L/M/H	30	30
802.11n(HT20)	L/M/H	30	30

Any report having not been signed by authorized approver, or having been altered without authorization, or having not been stamped by the “Dedicated Testing/Inspection Stamp” is deemed to be invalid. Copying or excerpting portion of, or altering the content of the report is not permitted without the written authorization of AGC. The test results presented in the report apply only to the tested sample. Any objections to report issued by AGC should be submitted to AGC within 15days after the issuance of the test report. Further enquiry of validity or verification of the test report should be addressed to AGC by agc01@agccert.com.

802.11n(HT40)	L/M/H	30	30
802.11ac(VHT20)	L/M/H	30	30
802.11ac(VHT40)	L/M/H	30	30
802.11ac(VHT80)	L/M/H	30	30
802.11ax(HE20)	L/M/H	30	30
802.11ax(HE40)	L/M/H	30	30
802.11ax(HE80)	L/M/H	30	30
Test Mode U-NII 2C	Channel	Power Index	
		Chain A	Chain B
802.11a	L/M/H	30	30
802.11n(HT20)	L/M/H	30	30
802.11n(HT40)	L/M/H	30	30
802.11ac(VHT20)	L/M/H	30	30
802.11ac(VHT40)	L/M/H	30	30
802.11ac(VHT80)	L/M/H	30	30
802.11ax(HE20)	L/M/H	30	30
802.11ax(HE40)	L/M/H	30	30
802.11ax(HE80)	L/M/H	30	30
Test Mode U-NII 3	Channel	Power Index	
		Chain A	Chain B
802.11a	L/M/H	30	30
802.11n(HT20)	L/M/H	30	30
802.11n(HT40)	L/M/H	30	30
802.11ac(VHT20)	L/M/H	30	30
802.11ac(VHT40)	L/M/H	30	30
802.11ac(VHT80)	L/M/H	30	30
802.11ax(HE20)	L/M/H	30	30
802.11ax(HE40)	L/M/H	30	30
802.11ax(HE80)	L/M/H	30	30

Test Mode 5150MHz~5350MHz	Channel	Power Index	
		Chain A	Chain B
802.11ac(VHT160)	L/M/H	9.5	9.5
802.11ax(HE160)	L/M/H	9.5	9.5
Test Mode 5500MHz~5700MHz	Channel	Power Index	
		Chain A	Chain B
802.11ac(VHT160)	L/M/H	9.5	9.5
802.11ax(HE160)	L/M/H	9.5	9.5

Any report having not been signed by authorized approver, or having been altered without authorization, or having not been stamped by the "Dedicated Testing/Inspection Stamp" is deemed to be invalid. Copying or excerpting portion of, or altering the content of the report is not permitted without the written authorization of AGC. The test results presented in the report apply only to the tested sample. Any objections to report issued by AGC should be submitted to AGC within 15days after the issuance of the test report. Further enquiry of validity or verification of the test report should be addressed to AGC by agc01@agccert.com.

3. Test Environment

3.1 Address of The Test Laboratory

Laboratory: Attestation of Global Compliance (Shenzhen) Co., Ltd.

Address: 1-2/F, Building 19, Junfeng Industrial Park, Chongqing Road, Heping Community, Fuhai Street, Bao'an District, Shenzhen, Guangdong, China

3.2 Test Facility

The test facility is recognized, certified, or accredited by the following organizations:

CNAS-Lab Code: L5488

Attestation of Global Compliance (Shenzhen) Co., Ltd. has been assessed and proved to follow CNAS-CL01 Accreditation Criteria for Testing and Calibration Laboratories (identical to ISO/IEC17025: 2017 General Requirements for the Competence of Testing and Calibration Laboratories.)

A2LA-Lab Cert. No.: 5054.02

Attestation of Global Compliance (Shenzhen) Co., Ltd. EMC Laboratory has been accredited by A2LA for technical competence in the field of electrical testing, and proved to follow ISO/IEC 17025: 2017 General Requirements for the Competence of Testing and Calibration Laboratories and any additional program requirements in the identified field of testing.

FCC-Registration No.: 975832

Attestation of Global Compliance (Shenzhen) Co., Ltd. EMC Laboratory has been registered and fully described in a report filed with the FCC (Federal Communications Commission). The acceptance letter from the FCC is maintained in our files with Registration 975832.

IC-Registration No.: 24842 (CAB identifier: CN0063)

Attestation of Global Compliance (Shenzhen) Co., Ltd. EMC Laboratory has been registered and fully described in a report filed with the Certification and Engineering Bureau of Industry Canada. The acceptance letter from the IC is maintained in our files with Registration 24842.

Any report having not been signed by authorized approver, or having been altered without authorization, or having not been stamped by the "Dedicated Testing/Inspection Stamp" is deemed to be invalid. Copying or excerpting portion of, or altering the content of the report is not permitted without the written authorization of AGC. The test results presented in the report apply only to the tested sample. Any objections to report issued by AGC should be submitted to AGC within 15days after the issuance of the test report. Further enquiry of validity or verification of the test report should be addressed to AGC by agc01@agccert.com.

Attestation of Global Compliance(Shenzhen)Co., Ltd
Attestation of Global Compliance(Shenzhen)Std & Tech Co., Ltd
Tel: +86-755 2523 4088 E-mail: agc@agccert.com Web: <http://www.agccert.com/>

3.3 Environmental Conditions

	Normal Conditions
Temperature range (°C)	15 - 35
Relative humidity range	20% - 75%
Pressure range (kPa)	86 - 106
Power supply	DC 12V

3.4 Measurement Uncertainty

The reported uncertainty of measurement $y \pm U$, where expanded uncertainty U is based on a standard uncertainty multiplied by a coverage factor of $k=2$, providing a level of confidence of approximately 95%.

Item	Measurement Uncertainty
Uncertainty of Conducted Emission for AC Port	$U_c = \pm 2.9 \text{ dB}$
Uncertainty of Radiated Emission below 1GHz	$U_c = \pm 3.9 \text{ dB}$
Uncertainty of Radiated Emission above 1GHz	$U_c = \pm 4.9 \text{ dB}$
Uncertainty of total RF power, conducted	$U_c = \pm 0.8 \text{ dB}$
Uncertainty of RF power density, conducted	$U_c = \pm 2.6 \text{ dB}$
Uncertainty of spurious emissions, conducted	$U_c = \pm 2 \%$
Uncertainty of Occupied Channel Bandwidth	$U_c = \pm 2.7 \%$

Any report having not been signed by authorized approver, or having been altered without authorization, or having not been stamped by the "Dedicated Testing/Inspection Stamp" is deemed to be invalid. Copying or excerpting portion of, or altering the content of the report is not permitted without the written authorization of AGC. The test results presented in the report apply only to the tested sample. Any objections to report issued by AGC should be submitted to AGC within 15days after the issuance of the test report. Further enquiry of validity or verification of the test report should be addressed to AGC by agc01@agccert.com.

Attestation of Global Compliance(Shenzhen)Co., Ltd
Attestation of Global Compliance(Shenzhen)Std & Tech Co., Ltd
Tel: +86-755 2523 4088 E-mail: agc@agccert.com Web: <http://www.agccert.com/>

3.5 List of Equipment Used

● RF Conducted Test System							
Used	Equipment No.	Test Equipment	Manufacturer	Model No.	Serial No.	Last Cal. Date (YY-MM-DD)	Next Cal. Date (YY-MM-DD)
<input checked="" type="checkbox"/>	AGC-ER-E036	Spectrum Analyzer	Agilent	N9020A	MY49100060	2024-05-24	2025-05-23
<input checked="" type="checkbox"/>	AGC-ER-E062	Power Sensor	Agilent	U2021XA	MY54110007	2024-02-01	2025-01-31
<input checked="" type="checkbox"/>	AGC-ER-E063	Power Sensor	Agilent	U2021XA	MY54110009	2024-02-01	2025-01-31
<input checked="" type="checkbox"/>	AGC-EM-A152	6dB Attenuator	Eeatsheep	LM-XX-6-5W	N/A	2023-09-21	2025-09-20
<input checked="" type="checkbox"/>	AGC-ER-E083	Signal Generator	Agilent	E4421B	US39340815	2024-05-23	2025-05-22
<input checked="" type="checkbox"/>	N/A	RF Connection Cable	N/A	1#	N/A	Each time	N/A
<input checked="" type="checkbox"/>	N/A	RF Connection Cable	N/A	2#	N/A	Each time	N/A
<input checked="" type="checkbox"/>	AGC-EM-E061	EXA Signal Analyzer	Agilent	N9010A	MY53470504	2024-05-28	2025-05-27

● Radiated Spurious Emission							
Used	Equipment No.	Test Equipment	Manufacturer	Model No.	Serial No.	Last Cal. Date (YY-MM-DD)	Next Cal. Date (YY-MM-DD)
<input type="checkbox"/>	AGC-EM-E046	EMI Test Receiver	R&S	ESCI	10096	2024-02-01	2025-01-31
<input checked="" type="checkbox"/>	AGC-EM-E116	EMI Test Receiver	R&S	ESCI	100034	2024-05-24	2025-05-23
<input checked="" type="checkbox"/>	AGC-EM-E061	Spectrum Analyzer	Agilent	N9010A	MY53470504	2024-05-28	2025-05-27
<input checked="" type="checkbox"/>	AGC-EM-E086	Loop Antenna	ZHINAN	ZN30900C	18051	2024-03-05	2026-03-04
<input checked="" type="checkbox"/>	AGC-EM-E001	Wideband Antenna	SCHWARZBECK	VULB9168	D69250	2023-05-11	2025-05-10
<input checked="" type="checkbox"/>	AGC-EM-E029	Broadband Ridged Horn Antenna	ETS	3117	00034609	2024-03-31	2025-03-30
<input checked="" type="checkbox"/>	AGC-EM-E082	Horn Antenna	SCHWARZBECK	BBHA 9170	#768	2023-09-24	2025-09-23
<input checked="" type="checkbox"/>	AGC-EM-E146	Pre-amplifier	ETS	3117-PA	00246148	2024-07-24	2026-07-23
<input checked="" type="checkbox"/>	AGC-EM-E083	Pre-amplifier	CHENGXI	EMC184045SE	980508	2023-09-20	2025-09-19
<input checked="" type="checkbox"/>	AGC-EM-A118	5G Filter	SongYi	N/A	N/A	2024-05-23	2025-05-22
<input checked="" type="checkbox"/>	AGC-EM-A138	6dB Attenuator	Eeatsheep	LM-XX-6-5W	N/A	2023-06-09	2025-06-08
<input type="checkbox"/>	AGC-EM-A139	6dB Attenuator	Eeatsheep	LM-XX-6-5W	N/A	2023-06-09	2025-06-08

● AC Power Line Conducted Emission							
Used	Equipment No.	Test Equipment	Manufacturer	Model No.	Serial No.	Last Cal. Date (YY-MM-DD)	Next Cal. Date (YY-MM-DD)
<input checked="" type="checkbox"/>	AGC-EM-E045	EMI Test Receiver	R&S	ESPI	101206	2024-05-28	2025-05-27
<input checked="" type="checkbox"/>	AGC-EM-A130	6dB Attenuator	Eeatsheep	LM-XX-6-5W	DC-6GZ	2023-06-09	2025-06-08
<input checked="" type="checkbox"/>	AGC-EM-E023	AMN	R&S	100086	ESH2-Z5	2024-05-28	2025-05-27

Any report having not been signed by authorized approver, or having been altered without authorization, or having not been stamped by the "Dedicated Testing/Inspection Stamp" is deemed to be invalid. Copying or excerpting portion of, or altering the content of the report is not permitted without the written authorization of AGC. The test results presented in the report apply only to the tested sample. Any objections to report issued by AGC should be submitted to AGC within 15days after the issuance of the test report. Further enquiry of validity or verification of the test report should be addressed to AGC by agc01@agccert.com.

● Test Software					
Used	Equipment No.	Test Equipment	Manufacturer	Model No.	Version Information
<input checked="" type="checkbox"/>	AGC-EM-S001	CE Test System	R&S	ES-K1	V1.71
<input checked="" type="checkbox"/>	AGC-EM-S003	RE Test System	FARA	EZ-EMC	VRA-03A
<input type="checkbox"/>	AGC-EM-S004	RE Test System	Tonscend	TS+Ver2.1(JS32-RE)	4.0.0.0
<input checked="" type="checkbox"/>	AGC-ER-S012	BT/WIFI Test System	Tonscend	JS1120-2	2.6
<input checked="" type="checkbox"/>	AGC-EM-S011	RSE Test System	Tonscend	TS+-Ver2.1(JS36-RSE)	4.0.0.0

Any report having not been signed by authorized approver, or having been altered without authorization, or having not been stamped by the “Dedicated Testing/Inspection Stamp” is deemed to be invalid. Copying or excerpting portion of, or altering the content of the report is not permitted without the written authorization of AGC. The test results presented in the report apply only to the tested sample. Any objections to report issued by AGC should be submitted to AGC within 15days after the issuance of the test report. Further enquiry of validity or verification of the test report should be addressed to AGC by agc01@agccert.com.

4. System Test Configuration

4.1 EUT Configuration

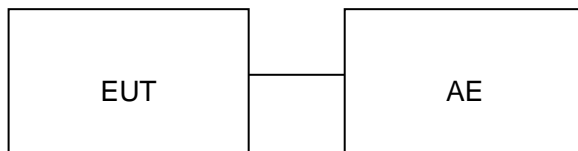
The EUT configuration for testing is installed on RF field strength measurement to meet the Commission's requirement and operating in a manner which intends to maximize its emission characteristics in a continuous normal application.

4.2 EUT Exercise

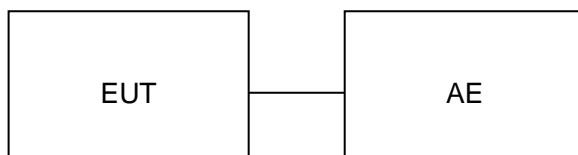
The Transmitter was operated in the normal operating mode. The TX frequency was fixed which was for the purpose of the measurements.

4.3 Configuration of Tested System

Radiated Emission Configure:



Conducted Emission Configure:



4.4 Equipment Used in Tested System

The following peripheral devices and interface cables were connected during the measurement:

☒ Test Accessories Come From The Laboratory

No.	Equipment	Manufacturer	Model No.	Specification Information	Cable
1	Control Box	RISYM	USB-TTL	--	--

☐ Test Accessories Come From The Manufacturer

No.	Equipment	Manufacturer	Model No.	Specification Information	Cable
1	--	--	--	--	--

Any report having not been signed by authorized approver, or having been altered without authorization, or having not been stamped by the "Dedicated Testing/Inspection Stamp" is deemed to be invalid. Copying or excerpting portion of, or altering the content of the report is not permitted without the written authorization of AGC. The test results presented in the report apply only to the tested sample. Any objections to report issued by AGC should be submitted to AGC within 15days after the issuance of the test report. Further enquiry of validity or verification of the test report should be addressed to AGC by agc01@agccert.com.

Attestation of Global Compliance(Shenzhen)Co., Ltd
Attestation of Global Compliance(Shenzhen)Std & Tech Co., Ltd
Tel: +86-755 2523 4088 E-mail: agc@agccert.com Web: <http://www.agccert.com/>

4.5 Summary of Test Results

Item	FCC Rules	Description of Test	Result
1	§15.203	Antenna Equipment	Pass
2	§15.407(a/1/2/3)	RF Output Power	Pass
3	§15.407(e)	6 dB Bandwidth	Pass
4	§15.407(a/1/2/3)	26dB Bandwidth	Pass
5	§15.403(i)	99% Occupied Bandwidth	Pass
6	§15.407(a/1/2/3)	Power Spectral Density	Pass
7	§15.407(g)	Frequency Stability	Pass (See Note 1)
8	§15.407(c)	Transmission Discontinuation Requirement	Pass (See Note 2)
9	§15.407(b)(1/2/3/4)	Conducted Band Edge and Out-of-Band Emissions	Pass
10	§15.209, §15.407(b)(1/2/3/4)	Radiated Spurious Emission	Pass
11	§15.207	AC Power Line Conducted Emission	Pass

Note:

1. Refer to the manufacturer's declaration in the user manual.
2. The device operates without the transmission of information.

Any report having not been signed by authorized approver, or having been altered without authorization, or having not been stamped by the "Dedicated Testing/Inspection Stamp" is deemed to be invalid. Copying or excerpting portion of, or altering the content of the report is not permitted without the written authorization of AGC. The test results presented in the report apply only to the tested sample. Any objections to report issued by AGC should be submitted to AGC within 15days after the issuance of the test report. Further enquiry of validity or verification of the test report should be addressed to AGC by agc01@agccert.com.

Attestation of Global Compliance(Shenzhen)Co., Ltd
Attestation of Global Compliance(Shenzhen)Std & Tech Co., Ltd
Tel: +86-755 2523 4088 E-mail: agc@agccert.com Web: <http://www.agccert.com/>

5. Description of Test Modes

EUT Configure Mode	Applicable To				Description
	RE > 1G	RE < 1G	PLC	APCM	
A	<input checked="" type="checkbox"/>	<input checked="" type="checkbox"/>	<input checked="" type="checkbox"/>	<input checked="" type="checkbox"/>	Powered by Adapter with WIFI(5G) Link
B	--	--	--	--	Powered by Battery with WIFI(5G) Link
C	--	--	--	--	Powered by USB with WIFI(5G) Link

Where, **RE > 1G: Radiated Emission above 1GHz** **PLC: Power Line Conducted Emission**
RE < 1G: Radiated Emission below 1GHz **APCM: Antenna Port Conducted Measurement**

NOTE 1: The EUT had been pre-tested on the positioned of each 3 axis. The worst case was found when positioned on X-plane.

NOTE 2: "--" means no effect.

NOTE 3: The radiation part tests the dual-antenna MIMO as the worst combination.

● Radiated Emission Test (Above 1GHz):

- ☒ Pre-Scan has been conducted to determine the worst-case mode from all possible combinations be Meen available modulations, data rates and antenna ports (IF EUT with antenna diversity architecture).
- ☒ Support 802.11ax, device debugging is tested in Full RU state
- ☒ The device under test has multiple antennas. The mode that supports MIMO technology records the worst data, and the mode that does not support MIMO technology records Chain B as the worst data.
- ☒ Following channel(s) was (were) selected for the final test as listed below.

EUT Configure Mode	Mode	Freq. Band (MHz)	Available Channel	Tested Channel	Modulation	Data Rate (Mbps)
A	802.11a	5180-5240	36 to 48	36, 40, 48	OFDM	6.0
A	802.11a	5260-5320	52 to 64	52, 60, 64	OFDM	6.0
A	802.11a	5500-5700	100 to 140	100, 120, 140	OFDM	6.0
A	802.11a	5745-5825	149 to 165	149, 157, 165	OFDM	6.0

Any report having not been signed by authorized approver, or having been altered without authorization, or having not been stamped by the "Dedicated Testing/Inspection Stamp" is deemed to be invalid. Copying or excerpting portion of, or altering the content of the report is not permitted without the written authorization of AGC. The test results presented in the report apply only to the tested sample. Any objections to report issued by AGC should be submitted to AGC within 15days after the issuance of the test report. Further enquiry of validity or verification of the test report should be addressed to AGC by agc01@agccert.com.

● **Radiated Emission Test (Below 1GHz):**

- ☒ Pre-Scan has been conducted to determine the worst-case mode from all possible combinations be Meen available modulations, data rates and antenna ports (If EUT with antenna diversity architecture).
- ☒ The device under test has multiple antennas. The mode that supports MIMO technology records the worst data, and the mode that does not support MIMO technology records Chain B as the worst data.
- ☒ Following channel(s) was (were) selected for the final test as listed below.

EUT Configure Mode	Mode	Freq. Band (MHz)	Available Channel	Tested Channel	Modulation	Data Rate (Mbps)
A	802.11a	5260-5320	52 to 64	52	OFDM	6.0

● **Power Line Conducted Emission Test:**

- ☒ Pre-Scan has been conducted to determine the worst-case mode from all possible combinations be Meen available modulations, data rates and antenna ports (If EUT with antenna diversity architecture).
- ☒ The device under test has multiple antennas. The mode that supports MIMO technology records the worst data, and the mode that does not support MIMO technology records Chain B as the worst data.
- ☒ Following channel(s) was (were) selected for the final test as listed below.

EUT Configure Mode	Mode	Freq. Band (MHz)	Available Channel	Tested Channel	Modulation	Data Rate (Mbps)
A	802.11a	5260-5320	52 to 64	52	OFDM	6.0

● **Radiated Band edge Measurement:**

- ☒ Pre-Scan has been conducted to determine the worst-case mode from all possible combinations be Meen available modulations, data rates and antenna ports (If EUT with antenna diversity architecture).
- ☒ Support 802.11ax, device debugging is tested in Full RU state
- ☒ The device under test has multiple antennas. The mode that supports MIMO technology records the worst data, and the mode that does not support MIMO technology records Chain B as the worst data.
- ☒ Following channel(s) was (were) selected for the final test as listed below.

EUT Configure Mode	Mode	Freq. Band (MHz)	Available Channel	Tested Channel	Modulation	Data Rate (Mbps)
A	802.11a	5180-5240	36 to 48	36	OFDM	6.0
A	802.11n (40MHz)		38 to 46	38	OFDM	MCS0
A	802.11ac (80MHz)		42	42	OFDM	MCS0
A	802.11ax (80MHz)		42	42	OFDMA	MCS0
A	802.11a	5260-5320	52 to 64	64	OFDM	6.0
A	802.11n (40MHz)		54 to 62	62	OFDM	MCS0
A	802.11ac (80MHz)		58	58	OFDM	MCS0
A	802.11ax (80MHz)		58	58	OFDMA	MCS0
A	802.11a	5500-5700	100 to 140	100	OFDM	6.0
A	802.11n (40MHz)		102 to 134	102	OFDM	MCS0
A	802.11ac (80MHz)		106	106	OFDM	MCS0
A	802.11ax (80MHz)		106	106	OFDMA	MCS0

Note: Only the data of band edge emission at the restricted band 4.5GHz-5.15GHz and 5.35GHz-5.46GHz record in the report. Other restricted band 7.25GHz-7.77GHz were considered as ambient noise. No recording in the test report.

Any report having not been signed by authorized approver, or having been altered without authorization, or having not been stamped by the "Dedicated Testing/Inspection Stamp" is deemed to be invalid. Copying or excerpting portion of, or altering the content of the report is not permitted without the written authorization of AGC. The test results presented in the report apply only to the tested sample. Any objections to report issued by AGC should be submitted to AGC within 15days after the issuance of the test report. Further enquiry of validity or verification of the test report should be addressed to AGC by agc01@agccert.com.

● **Antenna Port Conducted Measurement:**

- ☒ Pre-Scan has been conducted to determine the worst-case mode from all possible combinations be Meen available modulations, data rates and antenna ports (If EUT with antenna diversity architecture).
- ☒ Support 802.11ax, device debugging is tested in Full RU state
- ☒ Following channel(s) was (were) selected for the final test as listed below.

EUT Configure Mode	Mode	Freq. Band (MHz)	Available Channel	Tested Channel	Modulation	Data Rate (Mbps)
A	802.11a	5180-5240	36 to 48	36, 40, 48	OFDM	6.0
A	802.11n (20MHz)		36 to 48	36, 40, 48	OFDM	MCS0
A	802.11n (40MHz)		38 to 46	38, 46	OFDM	MCS0
A	802.11ac (20MHz)		36 to 48	36, 40, 48	OFDM	MCS0
A	802.11ac (40MHz)		38 to 46	38, 46	OFDM	MCS0
A	802.11ac (80MHz)		42	42	OFDM	MCS0
A	802.11ax (20MHz)		36 to 48	36, 40, 48	OFDMA	MCS0
A	802.11ax (40MHz)		38 to 46	38, 46	OFDMA	MCS0
A	802.11ax (80MHz)		42	42	OFDMA	MCS0
A	802.11ac (160MHz)	5180-5320	50	50	OFDM	MCS0
A	802.11ax (160MHz)		50	50	OFDMA	MCS0
A	802.11a	5260-5320	52 to 64	52, 60, 64	OFDM	6.0
A	802.11n (20MHz)		52 to 64	52, 60, 64	OFDM	MCS0
A	802.11n (40MHz)		54 to 62	54, 62	OFDM	MCS0
A	802.11ac (20MHz)		52 to 64	52, 60, 64	OFDM	MCS0
A	802.11ac (40MHz)		54 to 62	54, 62	OFDM	MCS0
A	802.11ac (80MHz)		58	58	OFDM	MCS0
A	802.11ax (20MHz)		52 to 64	52, 60, 64	OFDMA	MCS0
A	802.11ax (40MHz)		54 to 62	54, 62	OFDMA	MCS0
A	802.11ax (80MHz)		58	58	OFDMA	MCS0
A	802.11a	5500-5700	100 to 140	100, 120, 140	OFDM	6.0
A	802.11n (20MHz)		100 to 140	100, 120, 140	OFDM	MCS0
A	802.11n (40MHz)		102 to 134	102, 110, 134	OFDM	MCS0
A	802.11ac (20MHz)		100 to 140	100, 120, 140	OFDM	MCS0
A	802.11ac (40MHz)		102 to 134	102, 110, 134	OFDM	MCS0
A	802.11ac (80MHz)		106,122	106,122	OFDM	MCS0
A	802.11ac (160MHz)		114	114	OFDM	MCS0
A	802.11ax (20MHz)		100 to 140	100, 120, 140	OFDMA	MCS0
A	802.11ax (40MHz)		102 to 134	102, 110, 134	OFDMA	MCS0
A	802.11ax (80MHz)		106,122	106,122	OFDMA	MCS0
A	802.11ax (160MHz)		114	114	OFDM	MCS0
A	802.11a	5745-5825	149 to 165	149, 157, 165	OFDM	6.0
A	802.11n (20MHz)		149 to 165	149, 157, 165	OFDM	MCS0
A	802.11n (40MHz)		151 to 159	151, 159	OFDM	MCS0
A	802.11ac (20MHz)		149 to 165	149, 157, 165	OFDM	MCS0
A	802.11ac (40MHz)		151 to 159	151, 159	OFDM	MCS0
A	802.11ac (80MHz)		155	155	OFDM	MCS0
A	802.11ax (20MHz)		149 to 165	149, 157, 165	OFDM	MCS0
A	802.11ax (40MHz)		151 to 159	151, 159	OFDM	MCS0
A	802.11ax (80MHz)		155	155	OFDMA	MCS0

Any report having not been signed by authorized approver, or having been altered without authorization, or having not been stamped by the "Dedicated Testing/Inspection Stamp" is deemed to be invalid. Copying or excerpting portion of, or altering the content of the report is not permitted without the written authorization of AGC. The test results presented in the report apply only to the tested sample. Any objections to report issued by AGC should be submitted to AGC within 15days after the issuance of the test report. Further enquiry of validity or verification of the test report should be addressed to AGC by agc01@agccert.com.

6. Duty Cycle Measurement

5GHz WLAN (NII) operation is possible in 20MHz, 40MHz and 80MHz channel bandwidths. The maximum achievable duty cycles for all modes were determined based on measurements performed on a spectrum analyzer in zero-span mode with RBW = 8MHz, VBW = 50MHz, and detector = Average. The RBW and VBW were both greater than $50/T$, where T is the minimum transmission duration, and the number of sweep points across T was greater than 100. The duty cycles are as follows:

Chain A

Operating mode	Data rates (Mbps)	Duty Cycle (%)	Duty Cycle Factor (dB)
Band U-NII1:5150MHz-5250MHz			
802.11a	6	95.55	0.20
802.11n_HT20	MCS0	95.25	0.21
802.11n_HT40	MCS0	90.91	0.41
802.11ac_VHT20	MCS0	95.37	0.21
802.11ac_VHT40	MCS0	90.98	0.41
802.11ac_VHT80	MCS0	83.37	0.79
802.11ax_HE20	MCS0	94.00	0.27
802.11ax_HE40	MCS0	89.19	0.50
802.11ax_HE80	MCS0	83.85	0.76
Band U-NII 2A:5250MHz-5350MHz			
802.11a	6	95.62	0.19
802.11n_HT20	MCS0	95.25	0.21
802.11n_HT40	MCS0	90.91	0.41
802.11ac_VHT20	MCS0	95.37	0.21
802.11ac_VHT40	MCS0	91.12	0.40
802.11ac_VHT80	MCS0	83.37	0.79
802.11ax_HE20	MCS0	93.91	0.27
802.11ax_HE40	MCS0	89.21	0.50
802.11ax_HE80	MCS0	81.42	0.89

Any report having not been signed by authorized approver, or having been altered without authorization, or having not been stamped by the "Dedicated Testing/Inspection Stamp" is deemed to be invalid. Copying or excerpting portion of, or altering the content of the report is not permitted without the written authorization of AGC. The test results presented in the report apply only to the tested sample. Any objections to report issued by AGC should be submitted to AGC within 15days after the issuance of the test report. Further enquiry of validity or verification of the test report should be addressed to AGC by agc01@agccert.com.

Operating mode	Data rates (Mbps)	Duty Cycle (%)	Duty Cycle Factor (dB)
Band U-NII1+2:5150MHz-5350MHz			
802.11ac_VHT160	MCS0	74.05	1.30
802.11ax_HE160	MCS0	72.34	1.41

Operating mode	Data rates (Mbps)	Duty Cycle (%)	Duty Cycle Factor (dB)
Band U-NII 2C:5470MHz-5725MHz			
802.11a	6	95.48	0.20
802.11n_HT20	MCS0	95.25	0.21
802.11n_HT40	MCS0	90.90	0.41
802.11ac_VHT20	MCS0	95.37	0.21
802.11ac_VHT40	MCS0	91.12	0.40
802.11ac_VHT80	MCS0	83.37	0.79
802.11ac_VHT160	MCS0	74.11	1.30
802.11ax_HE20	MCS0	93.91	0.27
802.11ax_HE40	MCS0	89.54	0.48
802.11ax_HE80	MCS0	81.41	0.89
802.11ax_HE160	MCS0	72.38	1.40
Band U-NII 3:5725MHz-5850MHz			
802.11a	6	95.55	0.20
802.11n_HT20	MCS0	95.25	0.21
802.11n_HT40	MCS0	91.02	0.41
802.11ac_VHT20	MCS0	95.29	0.21
802.11ac_VHT40	MCS0	91.03	0.41
802.11ac_VHT80	MCS0	83.37	0.79
802.11ax_HE20	MCS0	93.91	0.27
802.11ax_HE40	MCS0	89.17	0.50
802.11ax_HE80	MCS0	81.47	0.89

Any report having not been signed by authorized approver, or having been altered without authorization, or having not been stamped by the "Dedicated Testing/Inspection Stamp" is deemed to be invalid. Copying or excerpting portion of, or altering the content of the report is not permitted without the written authorization of AGC. The test results presented in the report apply only to the tested sample. Any objections to report issued by AGC should be submitted to AGC within 15days after the issuance of the test report. Further enquiry of validity or verification of the test report should be addressed to AGC by agc01@agccert.com.

Chain B

Operating mode	Data rates (Mbps)	Duty Cycle (%)	Duty Cycle Factor (dB)
Band U-NII1:5150MHz-5250MHz			
802.11a	6	95.55	0.2
802.11n_HT20	MCS0	95.25	0.21
802.11n_HT40	MCS0	91.02	0.41
802.11ac_VHT20	MCS0	95.29	0.21
802.11ac_VHT40	MCS0	90.98	0.41
802.11ac_VHT80	MCS0	83.39	0.79
802.11ax_HE20	MCS0	93.91	0.27
802.11ax_HE40	MCS0	89.21	0.5
802.11ax_HE80	MCS0	81.44	0.89
Band U-NII 2A:5250MHz-5350MHz			
802.11a	6	95.55	0.20
802.11n_HT20	MCS0	95.25	0.21
802.11n_HT40	MCS0	90.91	0.41
802.11ac_VHT20	MCS0	95.29	0.21
802.11ac_VHT40	MCS0	91.01	0.41
802.11ac_VHT80	MCS0	83.37	0.79
802.11ax_HE20	MCS0	94.00	0.27
802.11ax_HE40	MCS0	89.17	0.50
802.11ax_HE80	MCS0	81.45	0.89

Operating mode	Data rates (Mbps)	Duty Cycle (%)	Duty Cycle Factor (dB)
Band U-NII1+2:5150MHz-5350MHz			
802.11ac_VHT160	MCS0	74.11	1.30
802.11ax_HE160	MCS0	72.37	1.40

Any report having not been signed by authorized approver, or having been altered without authorization, or having not been stamped by the "Dedicated Testing/Inspection Stamp" is deemed to be invalid. Copying or excerpting portion of, or altering the content of the report is not permitted without the written authorization of AGC. The test results presented in the report apply only to the tested sample. Any objections to report issued by AGC should be submitted to AGC within 15days after the issuance of the test report. Further enquiry of validity or verification of the test report should be addressed to AGC by agc01@agccert.com.

Operating mode	Data rates (Mbps)	Duty Cycle (%)	Duty Cycle Factor (dB)
Band U-NII 2C:5470MHz-5725MHz			
802.11a	6	95.62	0.19
802.11n_HT20	MCS0	95.25	0.21
802.11n_HT40	MCS0	90.89	0.41
802.11ac_VHT20	MCS0	95.30	0.21
802.11ac_VHT40	MCS0	91.01	0.41
802.11ac_VHT80	MCS0	83.40	0.79
802.11ac_VHT160	MCS0	74.11	1.30
802.11ax_HE20	MCS0	94.00	0.27
802.11ax_HE40	MCS0	89.06	0.50
802.11ax_HE80	MCS0	81.47	0.89
802.11ax_HE160	MCS0	72.34	1.41
Band U-NII 3:5725MHz-5850MHz			
802.11a	6	95.48	0.20
802.11n_HT20	MCS0	95.22	0.21
802.11n_HT40	MCS0	90.91	0.41
802.11ac_VHT20	MCS0	95.29	0.21
802.11ac_VHT40	MCS0	90.99	0.41
802.11ac_VHT80	MCS0	83.37	0.79
802.11ax_HE20	MCS0	94.00	0.27
802.11ax_HE40	MCS0	89.19	0.50
802.11ax_HE80	MCS0	81.44	0.89

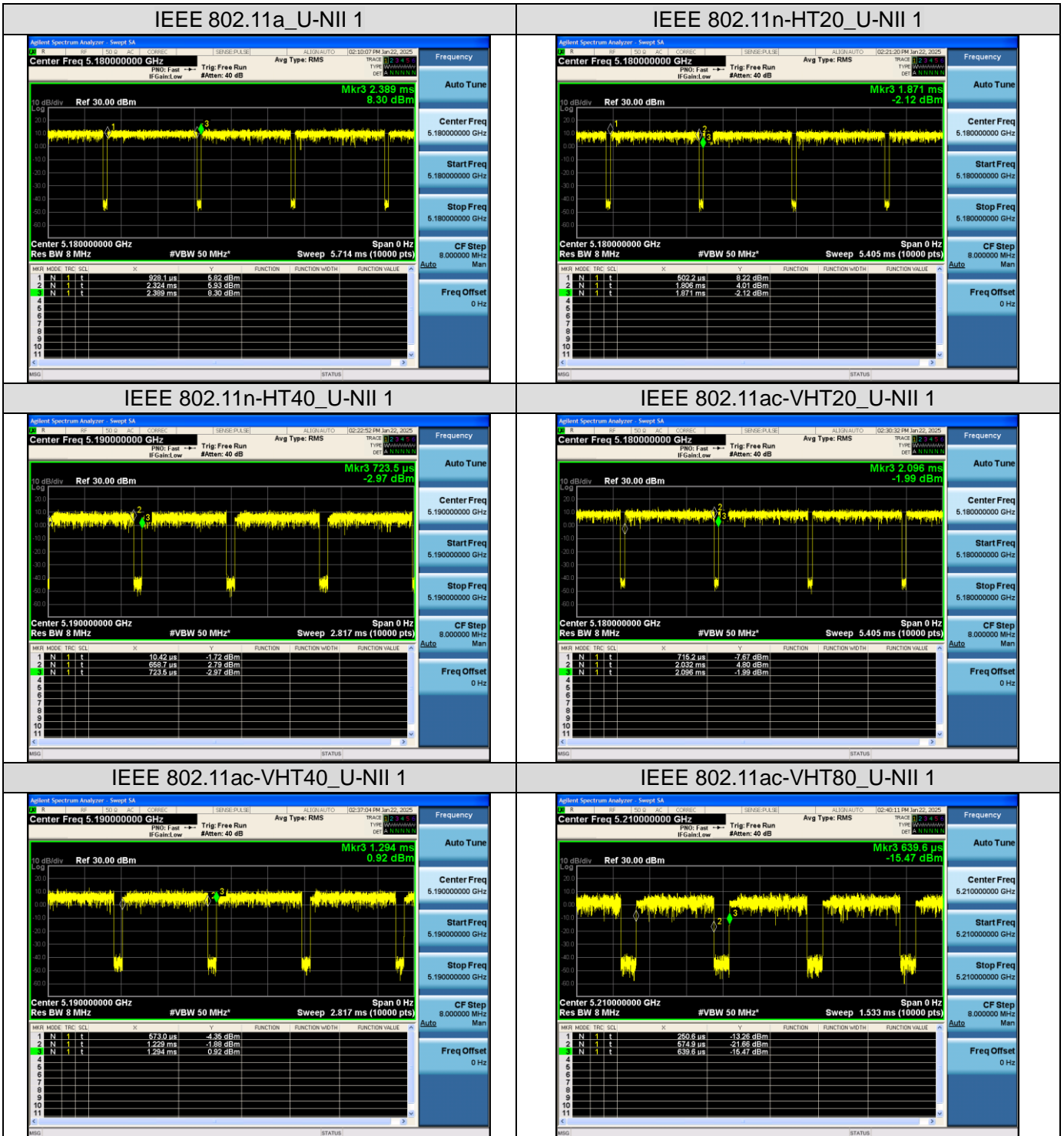
Remark:

1. Duty Cycle factor = $10 * \log (1/ \text{Duty cycle})$
2. The duty cycle of each frequency band mode reflects the determination requirements of the low channel measurement value.
3. Involving the test items of duty cycle compensation coefficient, the final results have been added and calculated by the software and presented.

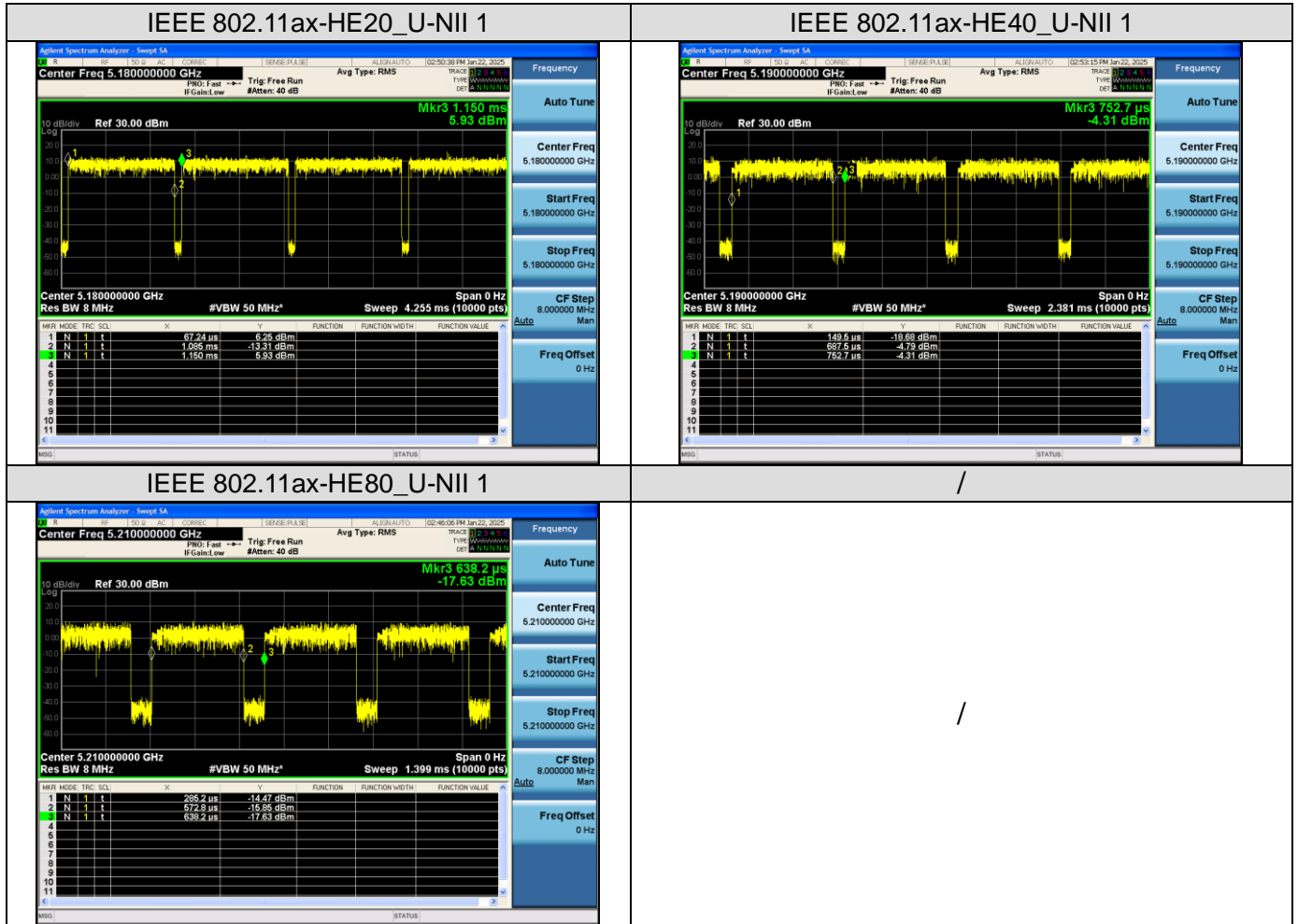
Any report having not been signed by authorized approver, or having been altered without authorization, or having not been stamped by the "Dedicated Testing/Inspection Stamp" is deemed to be invalid. Copying or excerpting portion of, or altering the content of the report is not permitted without the written authorization of AGC. The test results presented in the report apply only to the tested sample. Any objections to report issued by AGC should be submitted to AGC within 15days after the issuance of the test report. Further enquiry of validity or verification of the test report should be addressed to AGC by agc01@agccert.com.

The test plots as follows:

Chain A



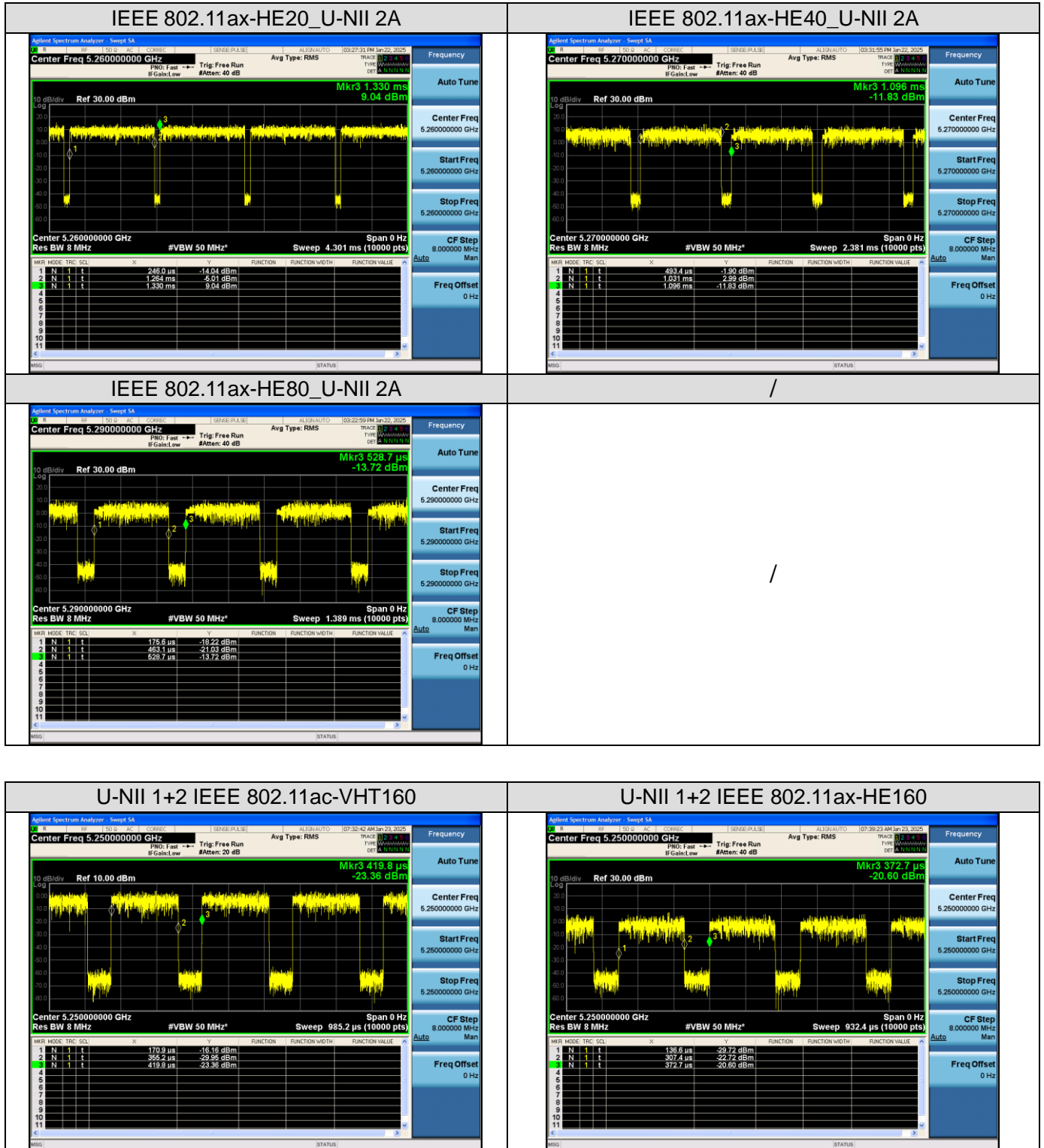
Any report having not been signed by authorized approver, or having been altered without authorization, or having not been stamped by the "Dedicated Testing/Inspection Stamp" is deemed to be invalid. Copying or excerpting portion of, or altering the content of the report is not permitted without the written authorization of AGC. The test results presented in the report apply only to the tested sample. Any objections to report issued by AGC should be submitted to AGC within 15days after the issuance of the test report. Further enquiry of validity or verification of the test report should be addressed to AGC by agc01@agccert.com.



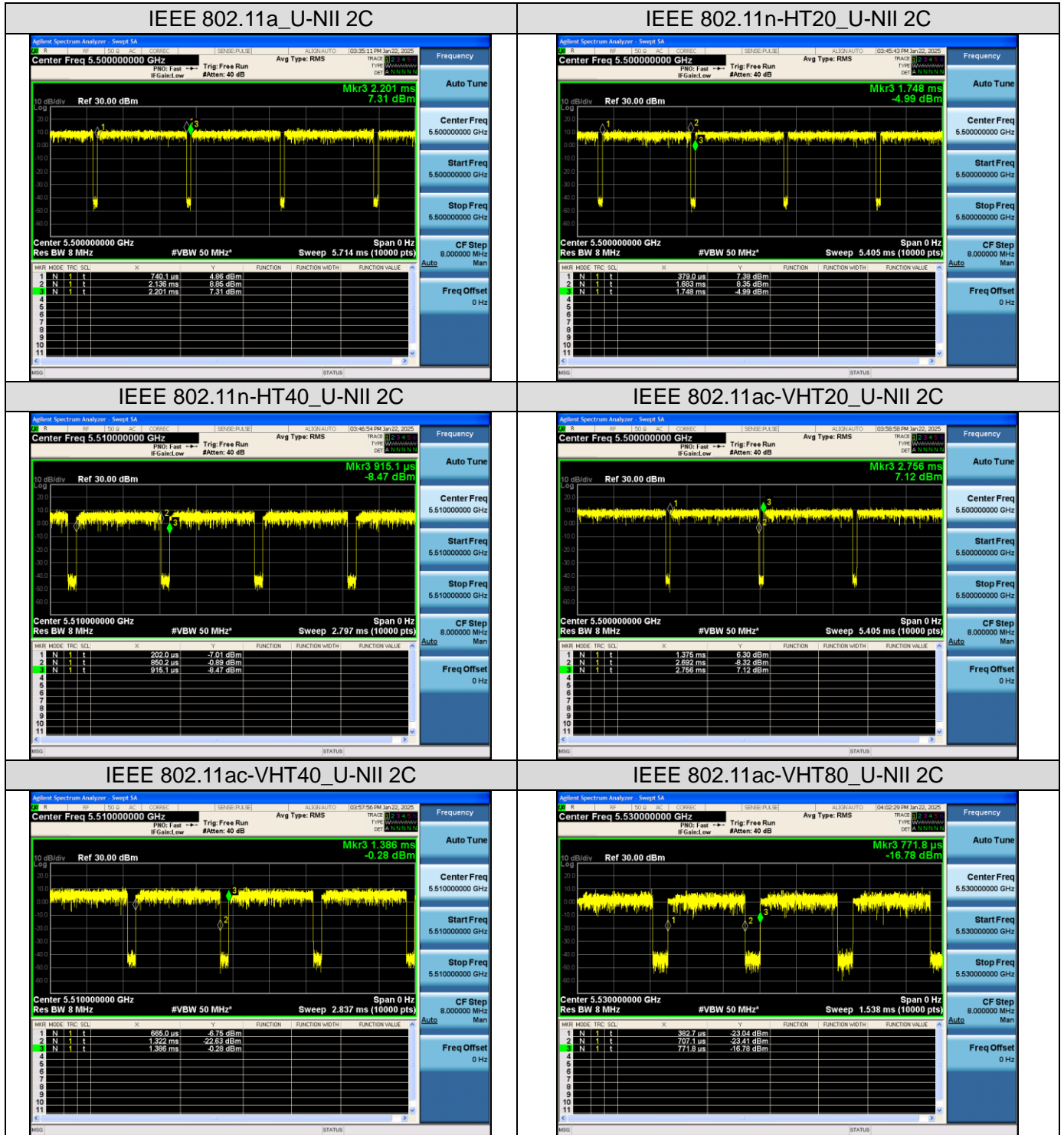
Any report having not been signed by authorized approver, or having been altered without authorization, or having not been stamped by the "Dedicated Testing/Inspection Stamp" is deemed to be invalid. Copying or excerpting portion of, or altering the content of the report is not permitted without the written authorization of AGC. The test results presented in the report apply only to the tested sample. Any objections to report issued by AGC should be submitted to AGC within 15days after the issuance of the test report. Further enquiry of validity or verification of the test report should be addressed to AGC by agc01@agccert.com.



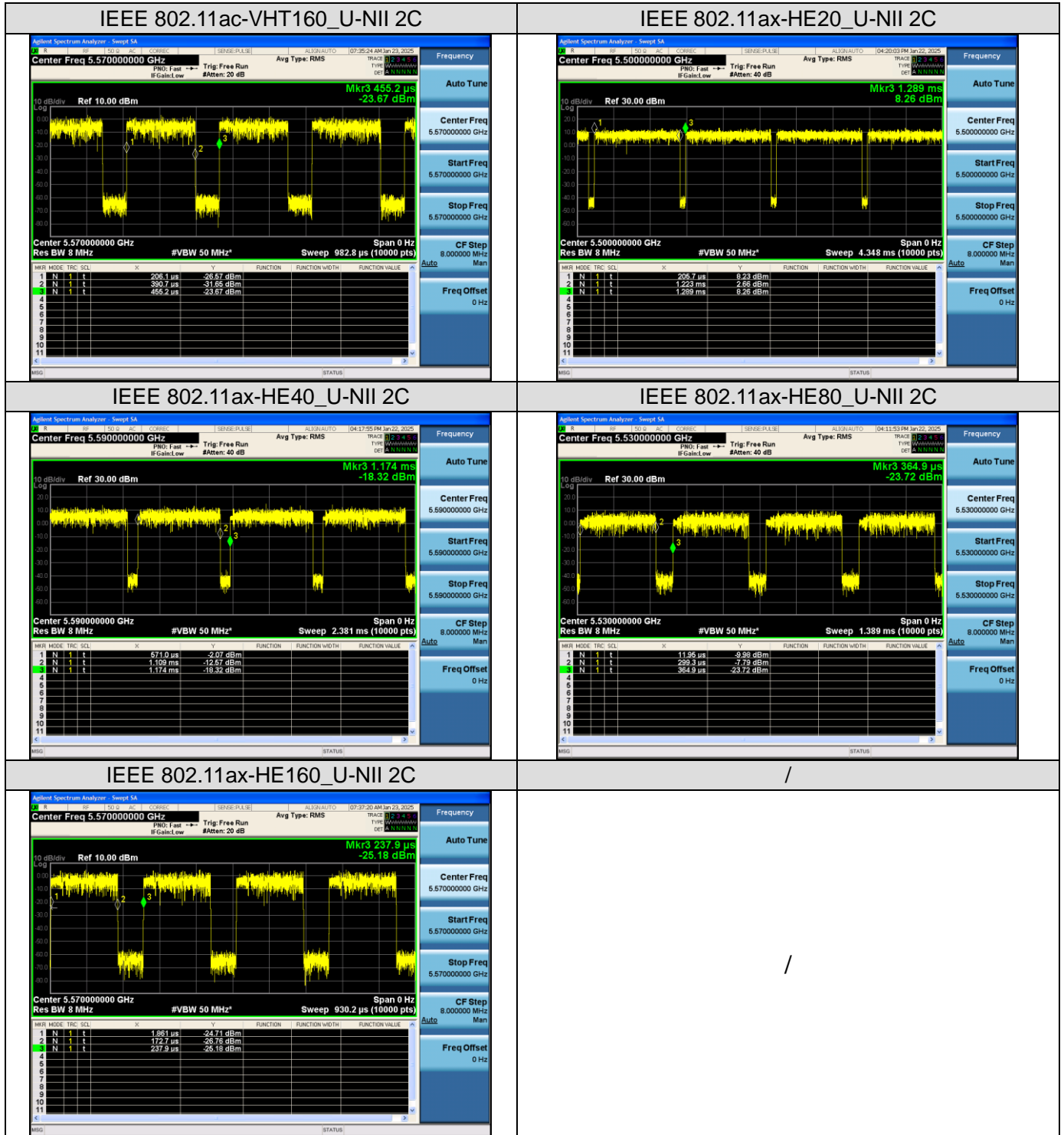
Any report having not been signed by authorized approver, or having been altered without authorization, or having not been stamped by the "Dedicated Testing/Inspection Stamp" is deemed to be invalid. Copying or excerpting portion of, or altering the content of the report is not permitted without the written authorization of AGC. The test results presented in the report apply only to the tested sample. Any objections to report issued by AGC should be submitted to AGC within 15days after the issuance of the test report. Further enquiry of validity or verification of the test report should be addressed to AGC by agc01@agccert.com.



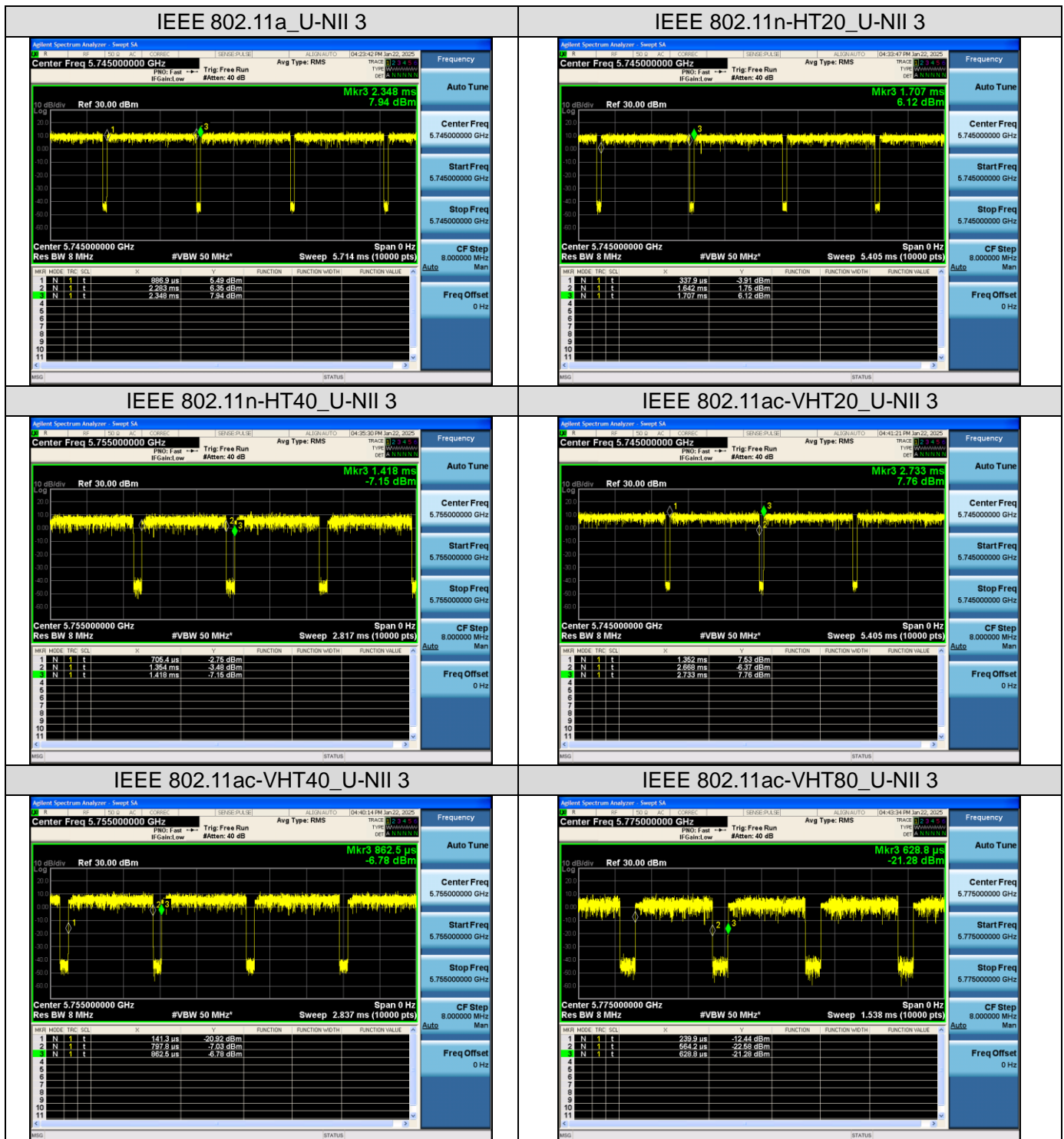
Any report having not been signed by authorized approver, or having been altered without authorization, or having not been stamped by the “Dedicated Testing/Inspection Stamp” is deemed to be invalid. Copying or excerpting portion of, or altering the content of the report is not permitted without the written authorization of AGC. The test results presented in the report apply only to the tested sample. Any objections to report issued by AGC should be submitted to AGC within 15days after the issuance of the test report. Further enquiry of validity or verification of the test report should be addressed to AGC by agc01@agccert.com.



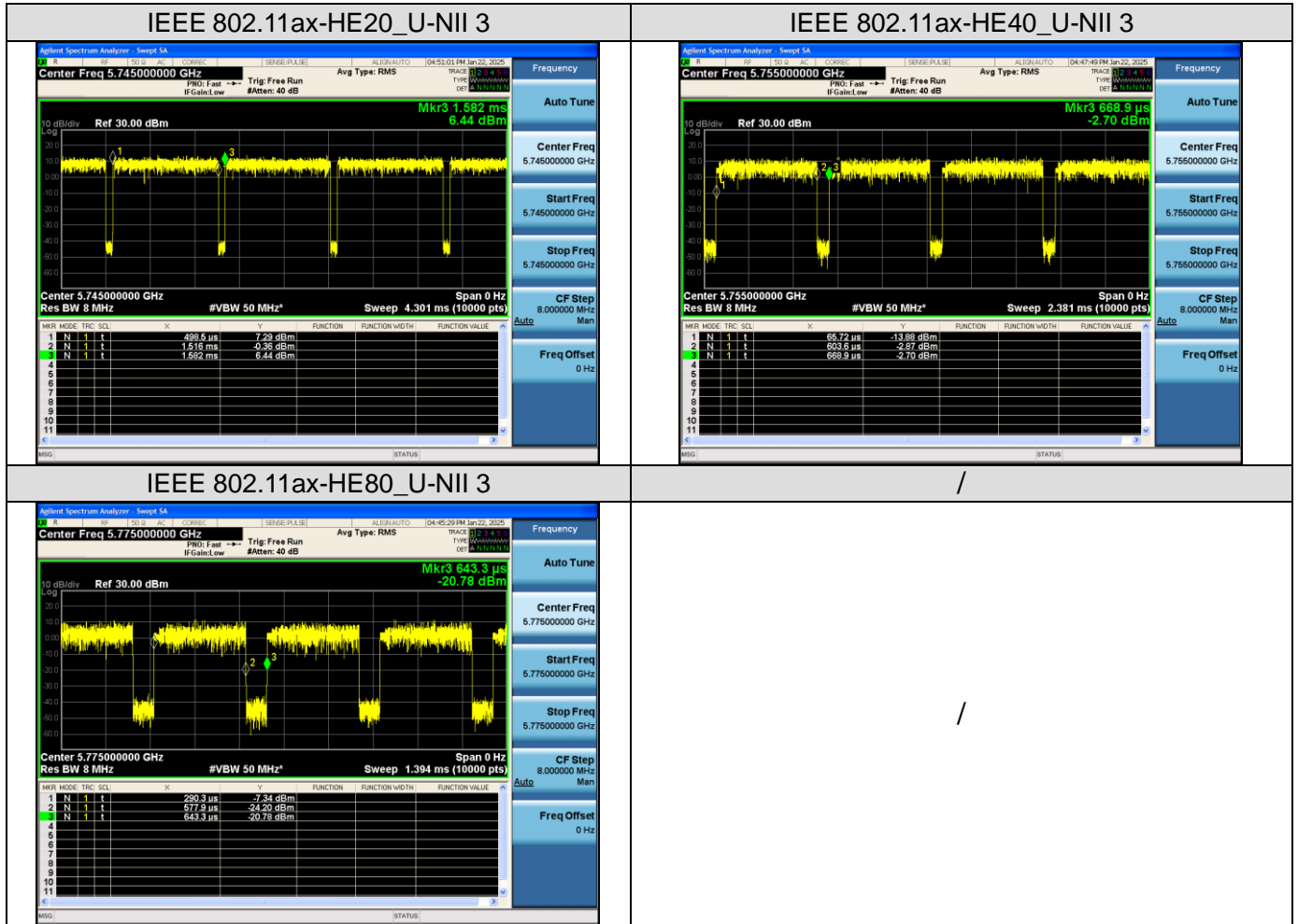
Any report having not been signed by authorized approver, or having been altered without authorization, or having not been stamped by the "Dedicated Testing/Inspection Stamp" is deemed to be invalid. Copying or excerpting portion of, or altering the content of the report is not permitted without the written authorization of AGC. The test results presented in the report apply only to the tested sample. Any objections to report issued by AGC should be submitted to AGC within 15days after the issuance of the test report. Further enquiry of validity or verification of the test report should be addressed to AGC by agc01@agccert.com.



Any report having not been signed by authorized approver, or having been altered without authorization, or having not been stamped by the “Dedicated Testing/Inspection Stamp” is deemed to be invalid. Copying or excerpting portion of, or altering the content of the report is not permitted without the written authorization of AGC. The test results presented in the report apply only to the tested sample. Any objections to report issued by AGC should be submitted to AGC within 15days after the issuance of the test report. Further enquiry of validity or verification of the test report should be addressed to AGC by agc01@agccert.com.



Any report having not been signed by authorized approver, or having been altered without authorization, or having not been stamped by the "Dedicated Testing/Inspection Stamp" is deemed to be invalid. Copying or excerpting portion of, or altering the content of the report is not permitted without the written authorization of AGC. The test results presented in the report apply only to the tested sample. Any objections to report issued by AGC should be submitted to AGC within 15days after the issuance of the test report. Further enquiry of validity or verification of the test report should be addressed to AGC by agc01@agccert.com.



Any report having not been signed by authorized approver, or having been altered without authorization, or having not been stamped by the “Dedicated Testing/Inspection Stamp” is deemed to be invalid. Copying or excerpting portion of, or altering the content of the report is not permitted without the written authorization of AGC. The test results presented in the report apply only to the tested sample. Any objections to report issued by AGC should be submitted to AGC within 15days after the issuance of the test report. Further enquiry of validity or verification of the test report should be addressed to AGC by agc01@agccert.com.

Chain B



Any report having not been signed by authorized approver, or having been altered without authorization, or having not been stamped by the "Dedicated Testing/Inspection Stamp" is deemed to be invalid. Copying or excerpting portion of, or altering the content of the report is not permitted without the written authorization of AGC. The test results presented in the report apply only to the tested sample. Any objections to report issued by AGC should be submitted to AGC within 15days after the issuance of the test report. Further enquiry of validity or verification of the test report should be addressed to AGC by agc01@agccert.com.