版本号:V1

封面

SEI ROBOTICS

QUICK GUIDE

Homatics App Download on the App Store GET IT ON Google Play

PRODUCT OVERVIEW

The Battery Camera is a versatile, wireless surveillance solution designed for convenience and reliability. Featuring an internal battery pack, this camera eliminates the need for external power sources, offering greater flexibility in placement. With an IP65 rating for dust and water resistance, it is suitable for installation in various environments, both indoors and outdoors.

Key Features
- Dust and Waterproof (IP65 Rated): Ensures the camera's durability and reliable operation in different weather conditions.
- Wireless and Wired Connectivity: Supports both wireless and wired connections for flexible installation options.
- Built-in Battery Pack: Eliminates the need for external power, offering greater convenience and placement options.
- Easy Installation: Suitable for both indoor and outdoor use, the camera can be mounted easily in various locations.
- Two-Way Audio: Allows clear and real-time communication between the camera and your app.
- WiFi Connectivity: Connects to your home network via WiFi, allowing for seamless integration with smart home systems.
- Work with App: The camera seamlessly integrates with the Homatics app on smartphones and TV, allowing for easy setup and control.
- Real-Time Remote Viewing: Users can view live footage remotely using either the TV app or the mobile app.
- AI Event Detection: The camera is equipped with AI technology that detects events and sends notifications to the Homatics app, ensuring users are always informed of important activities.
- Flexible Storage Options: Recording can be stored onto an SD card (not included) or opt for cloud storage by purchasing a suitable cloud storage package.

CONTENTS

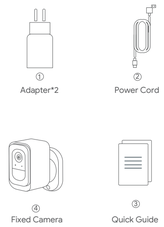

DEVICE INFORMATION

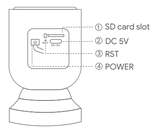

SETUP DIAGRAM

Specifications

[Name] Indoor and outdoor camera
[Resolution] 3MP
[Wi-Fi] 2.4GHz
[Smart Alarm] Motion detection, person detection
[Microphone] Support
[Speaker] 8Ω/1W
[Night Vision] Infrared & Color night vision
[Battery] Lion 5200mAh
[Power Supply] 5V,2A
[Material] Plastic
[Storage] SD/Cloud Storage
[Operating Temperature] -20° ~ +50°C
[Operate Humidity] 0% – 85% non-condensing
[International Protection Rating] IP65

GETTING STARTED

***How to add the device**

Search "Homatics" in the App Store or Google Play to download the app. Register an account and login to start.

1. Click on the plus icon in the top right corner, select "Add Device"
2. Choose the device type: Battery Camera.
3. Follow the guide in the app to power on the device, then use a pin to long press the reset button for 5 seconds until you hear the 'reset successful'.

GETTING STARTED

***How to add the device**

4. Enter the 2.4G WiFi password for the camera to connect.
5. Use the camera to scan the QR code (10-20cm). Once you hear a "beep" sound, press NEXT button to continue.
6. The camera will start connecting to the network as well as app will start connecting the device.

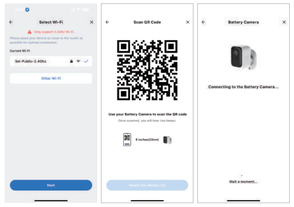

GETTING STARTED

***How to add the device**

7. You can see the camera as it added successfully.
8. The camera will be shown on the home page.

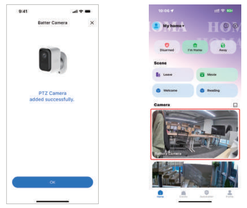

GETTING STARTED

****How to use the device**

1. Click on the device from homepage to view the real-time video and have more operations.
2. Click on the settings button and have more configurations.
3. In AI Detection Settings, you can turn on both motion and human detection and notification.

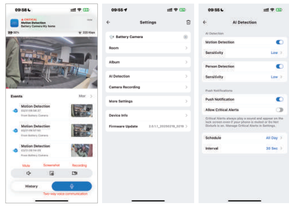

GETTING STARTED

****How to use the device**

4. After pressing 'Choose Cloud Plan'(based on Step2), you can confirm a event cloud package.
5. When you activate the cloud package successfully, you can see the recording in the 'History' page.

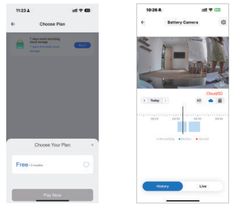

GETTING STARTED

*****How to delete the device**

1. Click the delete button on the top right and confirm to delete the device. After deletion, you will not be able to operate the device in the app.

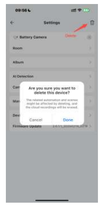

SAFETY INFORMATION

CAUTION!

NOTICE: To prevent fire and electric shock, do not expose this device to rain or moisture. In order to avoid any possible risk of electric shock, never attempt to open the unit. In case of the unit breaking down, repair of the unit should be carried out by qualified technicians. No part of this unit should be repaired by users.

WARNING!
- Place the device in a well-ventilated location to prevent accumulation of internal heat.
- Protect the device from high temperatures, humidity, water and dust.
- Do not place any objects that might damage your unit near it (e.g. liquid filled objects or candles).

For more information, please scan the QR code below

User Manual

FCC Statement

This equipment has been tested and found to comply with the limits for a Class B digital device, pursuant to part 15 of the FCC Rules. These limits are designed to provide reasonable protection against harmful interference in a residential installation. This equipment generates, uses and can radiate radio frequency energy and, if not installed and used in accordance with the instructions, may cause harmful interference to radio communications. However, there is no guarantee that interference will not occur in a particular installation. If this equipment does cause harmful interference to radio or television reception, which can be determined by turning the equipment off and on, the user is encouraged to try to correct the interference by one or more of the following measures:
•Reorient or relocate the receiving antenna.
•Increase the separation between the equipment and receiver.
•Connect the equipment into an outlet on a circuit different from that to which the receiver is connected.
•Consult the dealer or an experienced radio/TV technician for help.
Caution: Any changes or modifications to this device not explicitly approved by manufacturer could void your authority to operate this equipment.
This device complies with part 15 of the FCC Rules. Operation is subject to the following two conditions: (1) This device may not cause harmful interference, and (2) this device must accept any interference received, including interference that may cause undesired operation.

RF Exposure Information
This equipment complies with FCC radiation exposure limits set forth for an uncontrolled environment. This equipment should be installed and operated with minimum distance 20cm between the radiator and your body.

更改记录	DCN/ECN编号	版本	变更内容	签名	日期

设计		名称	低能耗说明书	材料	
产品部审核					
市场部审核				单位	mm
软件部审核		型号		共 张	第 张
质量部审核		图号	SY.SMS.	深圳感臻智能股份有限公司 Shenzhen SEI Robotics Co., Ltd.	
审批		物料编号	3301-ML0759-PP0A		

未注尺寸公差	
0<L≤200	1mm
200<L≤400	2mm