

Instruction Sheet

Model:BS01



1.Instrction

Thank you for chosing our bluetooth speaker which which can offer you perfect sound and comfortable feeling of touch and they have cute egg shape.For the better customer experiance and safety ,please read the manual carefully and use the products exactly as the manual instruct.

2.Maintenace and clean



Please don't put this product in places with high humidity such as bath room for a long time as it will shorten the life of products.
Please use the soft dry towle to clean the surface.
Alcohol ,diluent ,benzene or other equivalent chemicals should not be used for cleansing the surface of products.



3.Charging The Battery :

- (1).insert the usb cable into the micro usb input port and connect the usb plug into 5V usb power terminal.
The charging led indicator will be turned on.
- (2)After the charging complete ,the led indicator will be turned off.

NOTE:when music sound become smaller then you can hear the warning tone,pls charging the speaker in time.

Bluetooth pairing for music /phone call /camera remote shutter

- 1.a. Turn on the speaker by pressing the bottom  for 3 seconds.
The speaker will have a voice prompt and blue indicator will flash.
- b.Stereo mode (only for two speakers):
power on two speakers ,double press  on one speaker .Connected prompts are heard once the speakers are paired successfully.Then the main speaker will blink and vice speaker will light on.
After the first pairing ,the two speakers will connect automatically when you turn them both on.

- 2.Turn on your device and activate the bluetooth func-tion.
- 3.Search for bluetooth pairing name“BS01” and click to pair, the speaker will pair automatically and the speaker will have a voice prompt.
Then,you can play music or just need to press  bottom to answer the call when the call is coming.
- 4.Long press  bottom to turn off the speaker .

NOTE: Turn off the main speaker ,two speakers will turn off together ,but turn off the vice speaker first ,the main speaker still work.

Specification

Power rating	3W
Frequency Response	20HZ-20KHZ
THD	<1%
SW	>80DB
Speaker Parameter	4Ω 3W diameter 33mm
Battery	3.7V/400mah
Bluetooth Version	V4.2
Product Size	H60*D45mm
Product Weight	47.5g

NOTE: This equipment has been tested and found to comply with the limits for a Class B digital device, pursuant to part 15 of the FCC Rules. These limits are designed to provide reasonable protection against harmful interference in a residential installation. This equipment generates uses and can radiate radio frequency energy and, if not installed and used in accordance with the instructions, may cause harmful interference to radio communications. However, there is no guarantee that interference will not occur in a particular installation. If this equipment does cause harmful interference to radio or television reception, which can be determined by turning the equipment off and on, the user is encouraged to try to correct the interference by one or more of the following measures:

- Reorient or relocate the receiving antenna.
- Increase the separation between the equipment and receiver.
- Connect the equipment into an outlet on a circuit different from that to which the receiver is connected.
- Consult the dealer or an experienced radio/TV technician for help

Changes or modifications not expressly approved by the party responsible for compliance could void the user's authority to operate the equipment.

This device complies with Part 15 of the FCC Rules. Operation is subject to the following two conditions:

- (1) this device may not cause harmful interference, and
- (2) this device must accept any interference received, including interference that may cause undesired operation.