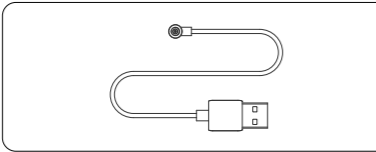
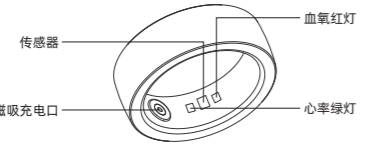


智能戒指快速指南



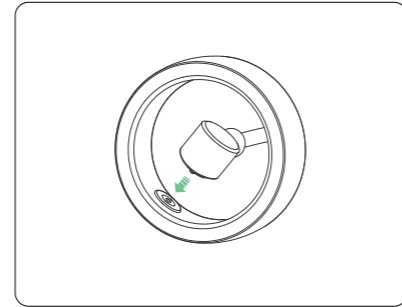
概览与包装清单

戒指、充电线和快速指南



开机

充电线连接至戒指即可开机



连接

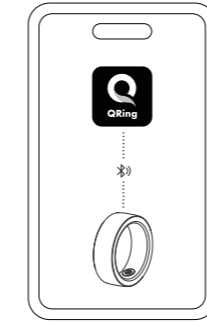
搜索下载APP，打开并配对戒指



APP Store: QRing

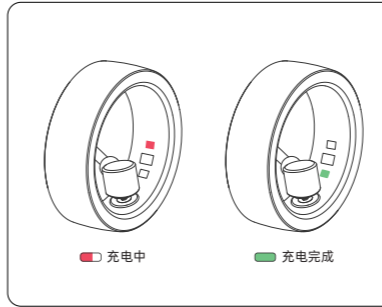


Google Play: QRing



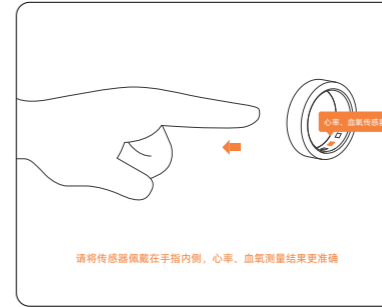
充电提示

充电时红灯闪烁，充满电时绿灯闪烁



佩戴方式

将戒指佩戴在自己适宜的手指上，选择舒适尺寸
建议佩戴在食指、中指、无名指上，能够更好的监测数据



注意事项

在使用和操作设备之前，请阅读并遵守下面的注意事项，以确保设备性能最佳，并避免出现危险或非法情况。

日常使用中请选择适合自己手指的尺寸，避免佩戴过紧，请保持戒指接触部位的干爽，遇水后请及时擦干。如接触部位出现红肿等症状时，请立即停止使用，并咨询医生。

安全

充电时请保持充电线和设备处在干燥的环境中，请勿使用湿手触摸充电线，请避免充电线被水等液体浸入。

请勿拆解或改装电池、插入异物、或浸入水或其他液体中，以免引起电池漏液、过热、起火或爆炸。

请勿跌落、挤压或穿刺电池。避免让电池遭受外部大的压力，从而导致电池内部短路和过热。

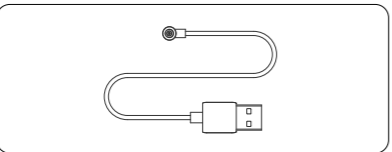
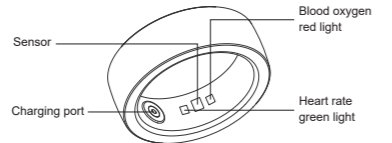


Quick Guide of Smart Ring



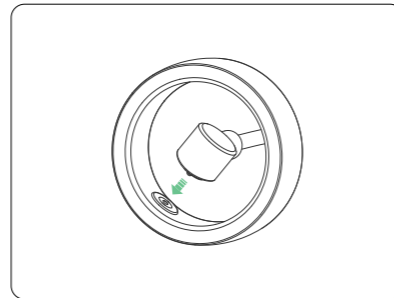
Overview And Packaging

Ring, charging cable, and quick guide.



Power On

Connect the charging cable to the ring to booting up the device.



Connection

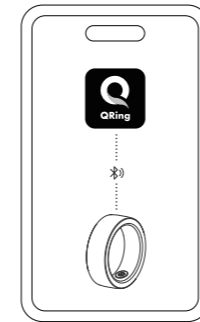
Search and download the app, open and pair rings.



APP Store: QRing

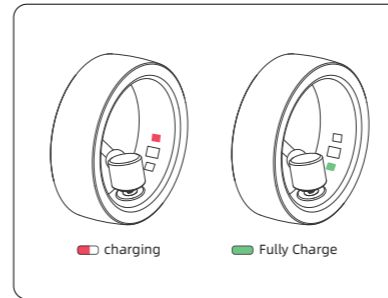


Google Play: QRing



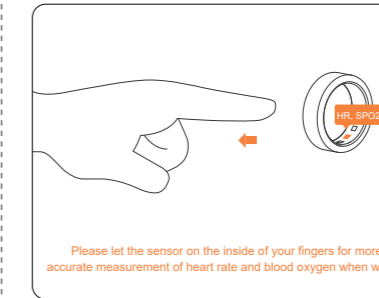
Charging Reminder

The red light will flash when it's charging, and the green light will flash after fully charged.



Wearing Method

Wear the ring on your suitable finger and choose a comfortable size. Suggest wear it on the index finger, middle finger, and ring finger for better monitoring of data.



Note

Before using and operating the device, please read and follow the following precautions to ensure optimal device performance and avoid dangerous or illegal situations.

In daily use, please choose a suitable size for your fingers, avoiding wear it too tightly, keep the dry contact area of the ring, and wipe it in time when it comes into water. If have symptoms such as redness and swelling appeared in the contact area, please stop using immediately and consult the doctor.

Secure

Please keep the charging cable and device in a dry environment when charging. Do not touch the charging cable with wet hands and avoid it being immersed in liquids such as water.

Do not disassemble or modify the battery, insert foreign objects, or immerse it in water or other liquids to avoid causing battery leakage, overheating, fire, or explosion.

Do not drop, squeeze, or puncture the battery. Avoid the battery causing the big external pressure, which can cause internal short circuits and overheating issues.



FCC Statement

This device complies with part 15 of the FCC rules. Operation is subject to the following two conditions: (1) this device may not cause harmful interference, and (2) this device must accept any interference received, including interference that may cause undesired operation.

Changes or modifications not expressly approved by the party responsible for compliance could void the user's authority to operate the equipment.

NOTE: This equipment has been tested and found to comply with the limits for a Class B digital device, pursuant to part 15 of the FCC Rules. These limits are designed to provide reasonable protection against harmful interference in a residential installation. This equipment generates uses and can radiate radio frequency energy and, if not installed and used in accordance with the instructions, may cause harmful interference to radio communications. However, there is no guarantee that interference will not occur in a particular installation. If this equipment does cause harmful interference to radio or television reception, which can be determined by turning the equipment off and on, the user is encouraged to try to correct the interference by one or more of the following measures:

- Reorient or relocate the receiving antenna.
- Increase the separation between the equipment and receiver.
- Connect the equipment into an outlet on a circuit different from that to which the receiver is connected.
- Consult the dealer or an experienced radio/TV technician for help.

The device has been evaluated to meet general RF exposure requirement. The device can be used in portable exposure condition without restriction.