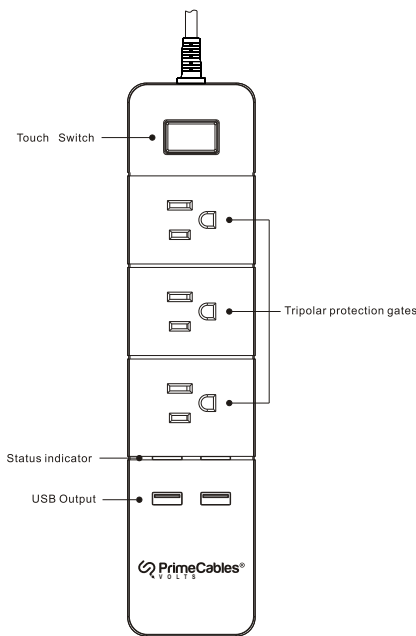


Wi-Fi Smart Power Strip

User Manual

Wi-Fi Smart Strip



- 01 -

This product is a three jack + 2 USB multifunction Wi-Fi smart socket, can use Wi-Fi connection to the Internet, mobile phones can realize intelligent remote control of home appliances products. Has the protection against electric shock, USB charging, timing tasks, real-time two-way feedback and intelligence, and other functions.

- Quick Start
- 1. Installation

Method 1:

Scan QR code to install APP



Android/ios

Housekeeper

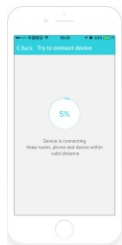
Method 2:

Android users: Search and install "Tuyasmart" from Google Play.
Apple users: Search and install "Tuyasmart" from App Store.

- 2. Device Configuration

Make sure the phone is connected Wi-Fi, power on, Then open the "Tuyasmart" client, click [+], then enter the mobile phone is connected Wi-Fi password configured.
◇ When used for the first time, red LED in a flash state, if there is no flash or reconfigure, please long press button about 5 seconds to restore the factory Settings.
◇ Make sure under the red LED flash state, configure the operation again.

- 02 -



3. Device Management

After the success of the device configuration, jump to device control interface, click [...]. Can manage the device, such as: modify the name, check the firmware update and restore factory Settings, and so on. Return to [Devices] page, sliding interface can refresh the device status.

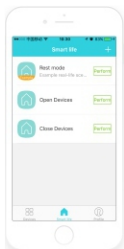


4. Scene Management

Into the [Smart Life] page, click on the top right corner [+] can add scene. Enter the scene name, and then add needs to perform a single or multiple tasks, can be a key

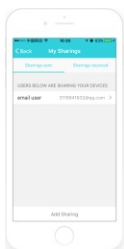
- 03 -

management device after save.



5. Device Sharing

Enter [Profile], select [Device Sharing], you can share device to family members or friends, at the same time also can accept other users to share device.



- Status Indication

1. LED State

- 04 -

Red flash: waiting for the configuration.

Red normally on: configuration successfully. The socket is connected Wi-Fi.

Red normally off: socket is not connected Wi-Fi.

Blue normally on: at least one jack power.

Blue normally off: all jack without power.

2. Button State

Short press: All jack ON or OFF.

Long press: restore factory Settings and waiting for the configuration.

- Basic Parameters

Input voltage: 125V~ 60Hz

Max load: 1875W 15A

Single USB output limit: 5V= 3.1A

Dual USB output limit: 5V= 3.1A

Wireless type: Wi-Fi 2.4GHz

Wireless standard: IEEE 802.11 b/g/n

Amazon Alexa control.

Notice:

If max load is beyond the normal range, will damage the device, please use within the scope of security.

- 05 -

FCC Caution.

This device complies with part 15 of the FCC Rules. Operation is subject to the following two conditions: (1) This device may not cause harmful interference, and (2) this device must accept any interference received, including interference that may cause undesired operation.

Any Changes or modifications not expressly approved by the party responsible for compliance could void the user's authority to operate the equipment.

Note: This equipment has been tested and found to comply with the limits for a Class B digital device, pursuant to part 15 of the FCC Rules. These limits are designed to provide reasonable protection against harmful interference in a residential installation. This equipment generates uses and can radiate radio frequency energy and, if not installed and used in accordance with the instructions, may cause harmful interference to radio communications. However, there is no guarantee that interference will not occur in a particular installation. If this equipment does cause harmful interference to radio or television reception, which can be determined by turning the equipment off and on, the user is encouraged to try to correct the interference by one or more of the following measures:

- Reorient or relocate the receiving antenna.
- Increase the separation between the equipment and receiver.
- Connect the equipment into an outlet on a circuit different from that to which the receiver is connected.
- Consult the dealer or an experienced radio/TV technician for help.

*RF warning for Mobile device:

This equipment complies with FCC radiation exposure limits set forth for an uncontrolled environment. This equipment should be installed and operated with minimum distance 20cm between the radiator & your body.