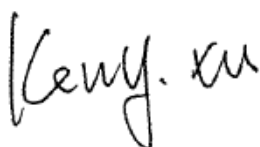


## TEST REPORT

**Application No.:** SZEM2001000644CR  
**Applicant:** Sichuan AI-Link Technology Co., Ltd.  
**Address of Applicant:** Anzhou, Industrial park, Mianyang, Sichuan, china  
**Manufacturer:** Sichuan AI-Link Technology Co., Ltd.  
**Address of Manufacturer:** Anzhou, Industrial park, Mianyang, Sichuan, china  
**Factory:** Sichuan AI-Link Technology Co., Ltd.  
**Address of Factory:** Anzhou, Industrial park, Mianyang, Sichuan, china  
**Equipment Under Test (EUT):**  
**EUT Name:** WIFI module  
**Model No.:** WF-R12B-UWD1, WF-R12B-UWD2, WF-R12B-UWD3 ♣  
 ♣ Please refer to section 2 of this report which indicates which model was actually tested and which were electrically identical.  
**FCC ID:** 2AOKI-WFR12BUWD1  
**Standard(s) :** 47 CFR Part 15, Subpart E 15.407  
**Date of Receipt:** 2020-01-19  
**Date of Test:** 2020-02-26 to 2020-03-17  
**Date of Issue:** 2020-03-24

<b>Test Result:</b>	<b>Pass*</b>
---------------------	--------------

\* In the configuration tested, the EUT complied with the standards specified above.





Keny Xu  
 EMC Laboratory Manager



Unless otherwise agreed in writing, this document is issued by the Company subject to its General Conditions of Service printed overleaf, available on request or accessible at <http://www.sgs.com/en/Terms-and-Conditions.aspx> and, for electronic format documents, subject to Terms and Conditions for Electronic Documents at <http://www.sgs.com/en/Terms-and-Conditions/Terms-e-Documents.aspx>. Attention is drawn to the limitation of liability, indemnification and jurisdiction issues defined therein. Any holder of this document is advised that information contained hereon reflects the Company's findings at the time of its intervention only and within the limits of Client's instructions, if any. The Company's sole responsibility is to its Client and this document does not exonerate parties to a transaction from exercising all their rights and obligations under the transaction documents. This document cannot be reproduced except in full, without prior written approval of the Company. Any unauthorized alteration, forgery or falsification of the content or appearance of this document is unlawful and offenders may be prosecuted to the fullest extent of the law. Unless otherwise stated the results shown in this test report refer only to the sample(s) tested and such sample(s) are retained for 30 days only.  
 Attention: To check the authenticity of testing / inspection report & certificate, please contact us at telephone: (86-755) 8307 1443, or email: [CN.Doccheck@sgs.com](mailto:CN.Doccheck@sgs.com)

Revision Record				
Version	Chapter	Date	Modifier	Remark
01		2020-03-24		Original

Authorized for issue by:			
			
		Edison Li /Project Engineer	
			
		Eric Fu /Reviewer	



Unless otherwise agreed in writing, this document is issued by the Company subject to its General Conditions of Service printed overleaf, available on request or accessible at <http://www.sgs.com/en/Terms-and-Conditions.aspx> and, for electronic format documents, subject to Terms and Conditions for Electronic Documents at <http://www.sgs.com/en/Terms-and-Conditions/Terms-e-Documents.aspx>. Attention is drawn to the limitation of liability, indemnification and jurisdiction issues defined therein. Any holder of this document is advised that information contained hereon reflects the Company's findings at the time of its intervention only and within the limits of Client's instructions, if any. The Company's sole responsibility is to its Client and this document does not exonerate parties to a transaction from exercising all their rights and obligations under the transaction documents. This document cannot be reproduced except in full, without prior written approval of the Company. Any unauthorized alteration, forgery or falsification of the content or appearance of this document is unlawful and offenders may be prosecuted to the fullest extent of the law. Unless otherwise stated the results shown in this test report refer only to the sample(s) tested and such sample(s) are retained for 30 days only.

Attention: To check the authenticity of testing /inspection report & certificate, please contact us at telephone: (86-755) 8307 1443, or email: [CN.Doccheck@sgs.com](mailto:CN.Doccheck@sgs.com)

## 2 Test Summary

Radio Spectrum Technical Requirement				
Item	Standard	Method	Requirement	Result
Antenna Requirement	47 CFR Part 15, Subpart E 15.407	N/A	47 CFR Part 15, Subpart C 15.203	Pass
Transmission in the Absence of Data	47 CFR Part 15, Subpart E 15.407	N/A	47 CFR Part 15, Subpart C 15.407 (c)	Pass

N/A: Not applicable

Radio Spectrum Matter Part				
Item	Standard	Method	Requirement	Result
Conducted Emissions at AC Power Line (150kHz-30MHz)	47 CFR Part 15, Subpart C 15.247	ANSI C63.10 (2013) Section 6.2	47 CFR Part 15, Subpart C 15.207	Pass
99% Bandwidth	47 CFR Part 15, Subpart E 15.407	KDB 789033 II D	N/A	Pass
26dB Emission bandwidth	47 CFR Part 15, Subpart E 15.407	KDB 789033 D02 II C 1	47 CFR Part 15, Subpart C 15.407 (a)	Pass
Minimum 6 dB bandwidth (5.725-5.85GHz band)	47 CFR Part 15, Subpart E 15.407	KDB 789033 D02 II C 2	47 CFR Part 15, Subpart C 15.407 (e)	Pass
Maximum Conducted output power	47 CFR Part 15, Subpart E 15.407	KDB 789033 D02 II E	47 CFR Part 15, Subpart C 15.407 (a)	Pass
Peak Power spectrum density	47 CFR Part 15, Subpart E 15.407	KDB 789033 D02 II F	47 CFR Part 15, Subpart C 15.407 (a)	Pass
DFS: Non-occupancy period	47 CFR Part 15, Subpart E 15.407	KDB 905462 D02 Section 7.8.3	KDB 905462 D02 Section 5.1	Pass
DFS: Channel Move Time	47 CFR Part 15, Subpart E 15.407	KDB 905462 D02 Section 7.8.3	KDB 905462 D02 Section 5.1	Pass
DFS: Channel Closing Transmission Time	47 CFR Part 15, Subpart E 15.407	KDB 905462 D02 Section 7.8.3	KDB 905462 D02 Section 5.1	Pass
Radiated Emissions	47 CFR Part 15, Subpart E 15.407	KDB 789033 D02 II G	47 CFR Part 15, Subpart C 15.209 & 15.407(b)	Pass
Radiated Emissions which fall in the restricted bands	47 CFR Part 15, Subpart E 15.407	KDB 789033 D02 II G	47 CFR Part 15, Subpart C 15.209 & 15.407(b)	Pass
Frequency Stability	47 CFR Part 15, Subpart E 15.407	ANSI C63.10 (2013) Section 6.8	47 CFR Part 15, Subpart C 15.407 (g)	Pass
Duty Cycle	47 CFR Part 15, Subpart E 15.407	KDB 789033 II B 1	KDB 789033 D02 II B 1	Pass

N/A: Not applicable



Unless otherwise agreed in writing, this document is issued by the Company subject to its General Conditions of Service printed overleaf, available on request or accessible at <http://www.sgs.com/en/Terms-and-Conditions.aspx> and, for electronic format documents, subject to Terms and Conditions for Electronic Documents at <http://www.sgs.com/en/Terms-and-Conditions/Terms-e-Documents.aspx>. Attention is drawn to the limitation of liability, indemnification and jurisdiction issues defined therein. Any holder of this document is advised that information contained hereon reflects the Company's findings at the time of its intervention only and within the limits of Client's instructions, if any. The Company's sole responsibility is to its Client and this document does not exonerate parties to a transaction from exercising all their rights and obligations under the transaction documents. This document cannot be reproduced except in full, without prior written approval of the Company. Any unauthorized alteration, forgery or falsification of the content or appearance of this document is unlawful and offenders may be prosecuted to the fullest extent of the law. Unless otherwise stated the results shown in this test report refer only to the sample(s) tested and such sample(s) are retained for 30 days only.

Attention: To check the authenticity of testing / inspection report & certificate, please contact us at telephone: (86-755) 8307 1443, or email: [CN.Dorcheck@sgs.com](mailto:CN.Dorcheck@sgs.com)

SGS-CSTC Standards Technical Services Co., Ltd.  
Shenzhen Branch Laboratory

No.1 Workshop, M-10, Middle Section, Science & Technology Park, Shenzhen, China 518057 t (86-755) 26012053 f (86-755) 26710594 www.sgs.com.cn  
中国·深圳·科技园中区M-10栋一号厂房 邮编: 518057 t (86-755) 26012053 f (86-755) 26710594 sgs.china@sgs.com

### Remark:

Model No.: WF-R12B-UWD1, WF-R12B-UWD2, WF-R12B-UWD3

Only the model WF-R12B-UWD1 was tested, since the electrical circuit design, layout, components used, internal wiring and functions were identical for all the above models, with only the model WF-R12B-UWD1 and WF-R12B-UWD2 difference on the connector part and model No., WF-R12B-UWD2 and WF-R12B-UWD3 difference on overall dimension and model No. and for all the above models difference on the cable length of antennas, other details as below:

Antenna Type Code	Antenna Project Code	Max Antenna Gain (dBi)	Cable Length (Unit: cm)	Part No.	Antenna
Walsin RF Device	Metal Antenna	2.4G WiFi Ant1: 4.51dBi Ant2: 4.93dBi	10cm	RFMTA370610IMLB701	Antenna1
			15cm	RFMTA370615IMLB701	Antenna2
			20cm	RFMTA370620IMLB702	Antenna3
			25cm	RFMTA370625IMLB701	Antenna4
			27cm	RFMTA370627IMLB701	Antenna5
			30cm	RFMTA370630IMLB702	Antenna6
		5G WiFi: Ant1: 4.78dBi Ant2: 4.94dBi	35cm	RFMTA370635IMLB702	Antenna7
			40cm	RFMTA370640IMLB701	Antenna8
			45cm	RFMTA370645IMLB701	Antenna9
			50cm	RFMTA370650IMLB701	Antenna10
			55cm	RFMTA370655IMLB702	Antenna11
			60cm	RFMTA370660IMLB702	Antenna12

Note: Pretest the EUT at antenna1, antenna2, antenna3, antenna4, antenna5, antenna6, antenna7, antenna8, antenna9, antenna10, antenna11 and antenna12, found the antenna 1 which is worst case for 802.11a/n/ac mode; So, Only the worst test data is recorded in the report.



Unless otherwise agreed in writing, this document is issued by the Company subject to its General Conditions of Service printed overleaf, available on request or accessible at <http://www.sgs.com/en/Terms-and-Conditions.aspx> and, for electronic format documents, subject to Terms and Conditions for Electronic Documents at <http://www.sgs.com/en/Terms-and-Conditions/Terms-e-Documents.aspx>. Attention is drawn to the limitation of liability, indemnification and jurisdiction issues defined therein. Any holder of this document is advised that information contained hereon reflects the Company's findings at the time of its intervention only and within the limits of Client's instructions, if any. The Company's sole responsibility is to its Client and this document does not exonerate parties to a transaction from exercising all their rights and obligations under the transaction documents. This document cannot be reproduced except in full, without prior written approval of the Company. Any unauthorized alteration, forgery or falsification of the content or appearance of this document is unlawful and offenders may be prosecuted to the fullest extent of the law. Unless otherwise stated the results shown in this test report refer only to the sample(s) tested and such sample(s) are retained for 30 days only.  
Attention: To check the authenticity of testing / inspection report & certificate, please contact us at telephone: (86-755) 83071443, or email: [CN.Doccheck@sgs.com](mailto:CN.Doccheck@sgs.com)

No.1 Workshop, M-10, Middle Section, Science & Technology Park, Shenzhen, China 518057 t (86-755) 26012053 f (86-755) 26710594 www.sgsgroup.com.cn  
中国·深圳·科技园中区M-10栋一号厂房 邮编: 518057 t (86-755) 26012053 f (86-755) 26710594 sgs.china@sgs.com



### 3 Contents

	Page
1 COVER PAGE .....	1
2 TEST SUMMARY .....	3
3 CONTENTS .....	5
4 GENERAL INFORMATION .....	7
4.1 DETAILS OF E.U.T. ....	7
4.2 DESCRIPTION OF SUPPORT UNITS .....	7
4.3 MEASUREMENT UNCERTAINTY .....	8
4.4 TEST LOCATION .....	9
4.5 TEST FACILITY .....	9
4.6 DEVIATION FROM STANDARDS .....	9
4.7 ABNORMALITIES FROM STANDARD CONDITIONS .....	9
5 EQUIPMENT LIST .....	10
6 RADIO SPECTRUM TECHNICAL REQUIREMENT .....	14
6.1 ANTENNA REQUIREMENT .....	14
6.1.1 Test Requirement: .....	14
6.1.2 Conclusion .....	14
6.2 TRANSMISSION IN THE ABSENCE OF DATA .....	15
6.2.1 Test Requirement: .....	15
6.2.2 Conclusion .....	15
7 RADIO SPECTRUM MATTER TEST RESULTS .....	16
7.1 CONDUCTED EMISSIONS AT AC POWER LINE (150kHz-30MHz) .....	16
7.1.1 E.U.T. Operation .....	16
7.1.2 Test Setup Diagram .....	17
7.1.3 Measurement Procedure and Data .....	18
7.2 99% BANDWIDTH .....	21
7.2.1 E.U.T. Operation .....	21
7.2.2 Test Setup Diagram .....	22
7.2.3 Measurement Procedure and Data .....	22
7.3 26dB EMISSION BANDWIDTH .....	23
7.3.1 E.U.T. Operation .....	23
7.3.2 Test Setup Diagram .....	24
7.3.3 Measurement Procedure and Data .....	24
7.4 MINIMUM 6 dB BANDWIDTH (5.725-5.85 GHz BAND) .....	25
7.4.1 E.U.T. Operation .....	25
7.4.2 Test Setup Diagram .....	25
7.4.3 Measurement Procedure and Data .....	25
7.5 MAXIMUM CONDUCTED OUTPUT POWER .....	26
7.5.1 E.U.T. Operation .....	26
7.5.2 Test Setup Diagram .....	27
7.5.3 Measurement Procedure and Data .....	27



Unless otherwise agreed in writing, this document is issued by the Company subject to its General Conditions of Service printed overleaf, available on request or accessible at <http://www.sgs.com/en/Terms-and-Conditions.aspx> and, for electronic format documents, subject to Terms and Conditions for Electronic Documents at <http://www.sgs.com/en/Terms-and-Conditions/Terms-e-Documents.aspx>. Attention is drawn to the limitation of liability, indemnification and jurisdiction issues defined therein. Any holder of this document is advised that information contained hereon reflects the Company's findings at the time of its intervention only and within the limits of Client's instructions, if any. The Company's sole responsibility is to its Client and this document does not exonerate parties to a transaction from exercising all their rights and obligations under the transaction documents. This document cannot be reproduced except in full, without prior written approval of the Company. Any unauthorized alteration, forgery or falsification of the content or appearance of this document is unlawful and offenders may be prosecuted to the fullest extent of the law. Unless otherwise stated the results shown in this test report refer only to the sample(s) tested and such sample(s) are retained for 30 days only.

Attention: To check the authenticity of testing / inspection report & certificate, please contact us at telephone: (86-755) 8307 1443, or email: [CN.Doccheck@sgs.com](mailto:CN.Doccheck@sgs.com)

SGS-CSTC Standards Technical Services Co., Ltd.  
Shenzhen Branch Laboratory

No.1 Workshop, M-10, Middle Section, Science & Technology Park, Shenzhen, China 518057 t (86-755) 26012053 f (86-755) 26710594 www.sgs.com.cn  
中国·深圳·科技园中区M-10栋一号厂房 邮编: 518057 t (86-755) 26012053 f (86-755) 26710594 sgs.china@sgs.com

7.6	PEAK POWER SPECTRUM DENSITY .....	28
7.6.1	E.U.T. Operation .....	28
7.6.2	Test Setup Diagram .....	29
7.6.3	Measurement Procedure and Data .....	29
7.7	DFS: NON-OCCUPANCY PERIOD .....	30
7.7.1	E.U.T. Operation .....	30
7.7.2	Test Setup Diagram .....	31
7.7.3	Measurement Procedure and Data .....	32
7.8	DFS: CHANNEL MOVE TIME .....	33
7.8.1	E.U.T. Operation .....	33
7.8.2	Test Setup Diagram .....	34
7.8.3	Measurement Procedure and Data .....	35
7.9	DFS: CHANNEL CLOSING TRANSMISSION TIME .....	36
7.9.1	E.U.T. Operation .....	36
7.9.2	Test Setup Diagram .....	37
7.9.3	Measurement Procedure and Data .....	38
7.10	RADIATED EMISSIONS .....	39
7.10.1	E.U.T. Operation .....	40
7.10.2	Test Setup Diagram .....	41
7.10.3	Measurement Procedure and Data .....	42
7.11	RADIATED EMISSIONS WHICH FALL IN THE RESTRICTED BANDS .....	163
7.11.1	E.U.T. Operation .....	164
7.11.2	Test Setup Diagram .....	165
7.11.3	Measurement Procedure and Data .....	166
7.12	FREQUENCY STABILITY .....	313
7.12.1	E.U.T. Operation .....	313
7.12.2	Test Setup Diagram .....	314
7.12.3	Measurement Procedure and Data .....	314
7.13	DUTY CYCLE .....	315
7.13.1	E.U.T. Operation .....	315
7.13.2	Test Setup Diagram .....	316
7.13.3	Measurement Procedure and Data .....	316
8	PHOTOGRAPHS .....	317
8.1	TEST SETUP .....	317
8.2	EUT CONSTRUCTIONAL DETAILS (EUT PHOTOS) .....	317
9	APPENDIX .....	318
9.1	APPENDIX 15.407 .....	318-580



Unless otherwise agreed in writing, this document is issued by the Company subject to its General Conditions of Service printed overleaf, available on request or accessible at <http://www.sgs.com/en/Terms-and-Conditions.aspx> and, for electronic format documents, subject to Terms and Conditions for Electronic Documents at <http://www.sgs.com/en/Terms-and-Conditions/Terms-e-Documents.aspx>. Attention is drawn to the limitation of liability, indemnification and jurisdiction issues defined therein. Any holder of this document is advised that information contained hereon reflects the Company's findings at the time of its intervention only and within the limits of Client's instructions, if any. The Company's sole responsibility is to its Client and this document does not exonerate parties to a transaction from exercising all their rights and obligations under the transaction documents. This document cannot be reproduced except in full, without prior written approval of the Company. Any unauthorized alteration, forgery or falsification of the content or appearance of this document is unlawful and offenders may be prosecuted to the fullest extent of the law. Unless otherwise stated the results shown in this test report refer only to the sample(s) tested and such sample(s) are retained for 30 days only.

Attention: To check the authenticity of testing / inspection report & certificate, please contact us at telephone: (86-755) 8307 1443, or email: [CN.Doccheck@sgs.com](mailto:CN.Doccheck@sgs.com)

SGS-CSTC Standards Technical Services Co., Ltd.  
Shenzhen Branch (China) Laboratory

No.1 Workshop, M-10, Middle Section, Science & Technology Park, Shenzhen, China 518057 t (86-755) 26012053 f (86-755) 26710594 www.sgs.com.cn  
中国·深圳·科技园中区M-10栋一号厂房 邮编: 518057 t (86-755) 26012053 f (86-755) 26710594 sgs.china@sgs.com

## 4 General Information

### 4.1 Details of E.U.T.

Power Supply:	DC3.3V			
Internal source:	More than 108MHz			
Operation Frequency:	Band	Mode	Frequency Range(MHz)	Number of channels
	UNII Band I	802.11a/n(HT20)/ac(HT20)	5180-5240	4
		802.11n(HT40)/ac(HT40)	5190-5230	2
		802.11ac(HT80)	5210	1
	UNII Band II-A	802.11a/n(HT20)/ac(HT20)	5260-5320	4
		802.11n(HT40)/ac(HT40)	5270-5310	2
		802.11ac(HT80)	5290	1
	UNII Band II-C	802.11a/n(HT20)/ac(HT20)	5500-5700	11
		802.11n(HT40)/ac(HT40)	5510-5670	5
		802.11ac(HT80)	5530, 5610MHz	2
	UNII Band III	802.11a/n(HT20)/ac(HT20)	5745-5825	5
		802.11n(HT40)/ac(HT40)	5755-5795	2
		802.11ac(HT80)	5775	1
Modulation Type:	802.11a: OFDM(64QAM, 16QAM, QPSK, BPSK) 802.11n: OFDM (BPSK, QPSK, 16QAM, 64QAM) 802.11ac: OFDM (BPSK, QPSK, 16QAM, 64QAM, 256QAM)			
DFS Function:	Slave without radar detection			
Sample Type:	Fixed production			
Antenna Type:	Please refer to section 2 of this report.			
Antenna Gain:	Please refer to section 2 of this report. Note: two antennas can simultaneous transmission.			

### 4.2 Description of Support Units

Description	Manufacturer	Model No.	Serial No.
Laptop	Lenovo	T430u	REF. No.SEA1800

### 4.3 Measurement Uncertainty

No.	Item	Measurement Uncertainty
1	Radio Frequency	$\pm 7.25 \times 10^{-8}$
2	Duty cycle	$\pm 0.37\%$
3	Occupied Bandwidth	$\pm 3\%$
4	Conduction emission	$\pm 3.0\text{dB}$ (150kHz to 30MHz)
5	RF conducted power	$\pm 0.75\text{dB}$
6	RF power density	$\pm 2.84\text{dB}$
7	Conducted Spurious emissions	$\pm 0.75\text{dB}$
8	RF Radiated power	$\pm 4.5\text{dB}$ (Below 1GHz)
		$\pm 4.8\text{dB}$ (Above 1GHz)
9	Radiated Spurious emission test	$\pm 4.5\text{dB}$ (Below 1GHz)
		$\pm 4.8\text{dB}$ (Above 1GHz)
10	Temperature test	$\pm 1^\circ\text{C}$
11	Humidity test	$\pm 3\%$
12	Supply voltages	$\pm 1.5\%$
13	Time	$\pm 3\%$



Unless otherwise agreed in writing, this document is issued by the Company subject to its General Conditions of Service printed overleaf, available on request or accessible at <http://www.sgs.com/en/Terms-and-Conditions.aspx> and, for electronic format documents, subject to Terms and Conditions for Electronic Documents at <http://www.sgs.com/en/Terms-and-Conditions/Terms-e-Documents.aspx>. Attention is drawn to the limitation of liability, indemnification and jurisdiction issues defined therein. Any holder of this document is advised that information contained hereon reflects the Company's findings at the time of its intervention only and within the limits of Client's instructions, if any. The Company's sole responsibility is to its Client and this document does not exonerate parties to a transaction from exercising all their rights and obligations under the transaction documents. This document cannot be reproduced except in full, without prior written approval of the Company. Any unauthorized alteration, forgery or falsification of the content or appearance of this document is unlawful and offenders may be prosecuted to the fullest extent of the law. Unless otherwise stated the results shown in this test report refer only to the sample(s) tested and such sample(s) are retained for 30 days only.

Attention: To check the authenticity of testing / inspection report & certificate, please contact us at telephone: (86-755) 8307 1443, or email: [CN.Doccheck@sgs.com](mailto:CN.Doccheck@sgs.com)

SGS-CSTC Standards Technical Services Co., Ltd.  
Shenzhen Branch (China) CSTC Laboratory

No.1 Workshop, M-10, Middle Section, Science & Technology Park, Shenzhen, China 518057 t (86-755) 26012053 f (86-755) 26710594 www.sgsgroup.com.cn  
中国·深圳·科技园中区M-10栋一号厂房 邮编: 518057 t (86-755) 26012053 f (86-755) 26710594 sgs.china@sgs.com



#### 4.4 Test Location

All tests were performed at:

SGS-CSTC Standards Technical Services Co., Ltd., Shenzhen Branch

No. 1 Workshop, M-10, Middle Section, Science & Technology Park, Shenzhen, Guangdong, China. 518057.

Tel: +86 755 2601 2053 Fax: +86 755 2671 0594

No tests were sub-contracted.

#### 4.5 Test Facility

The test facility is recognized, certified, or accredited by the following organizations:

- **A2LA (Certificate No. 3816.01)**

SGS-CSTC Standards Technical Services Co., Ltd., Shenzhen EMC Laboratory is accredited by the American Association for Laboratory Accreditation(A2LA). Certificate No. 3816.01.

- **VCCI**

The 3m Fully-anechoic chamber for above 1GHz, 10m Semi-anechoic chamber for below 1GHz, Shielded Room for Mains Port Conducted Interference Measurement and Telecommunication Port Conducted Interference Measurement of SGS-CSTC Standards Technical Services Co., Ltd. have been registered in accordance with the Regulations for Voluntary Control Measures with Registration No.: G-20026, R-14188, C-12383 and T-11153 respectively.

- **FCC –Designation Number: CN1178**

SGS-CSTC Standards Technical Services Co., Ltd., Shenzhen EMC Laboratory has been recognized as an accredited testing laboratory.

Designation Number: CN1178. Test Firm Registration Number: 406779.

- **Innovation, Science and Economic Development Canada**

SGS-CSTC Standards Technical Services Co., Ltd., Shenzhen EMC Laboratory has been recognized by ISED as an accredited testing laboratory.

CAB identifier: CN0006.

IC#: 4620C.

#### 4.6 Deviation from Standards

None

#### 4.7 Abnormalities from Standard Conditions

None



Unless otherwise agreed in writing, this document is issued by the Company subject to its General Conditions of Service printed overleaf, available on request or accessible at <http://www.sgs.com/en/Terms-and-Conditions.aspx> and, for electronic format documents, subject to Terms and Conditions for Electronic Documents at <http://www.sgs.com/en/Terms-and-Conditions/Terms-e-Documents.aspx>. Attention is drawn to the limitation of liability, indemnification and jurisdiction issues defined therein. Any holder of this document is advised that information contained hereon reflects the Company's findings at the time of its intervention only and within the limits of Client's instructions, if any. The Company's sole responsibility is to its Client and this document does not exonerate parties to a transaction from exercising all their rights and obligations under the transaction documents. This document cannot be reproduced except in full, without prior written approval of the Company. Any unauthorized alteration, forgery or falsification of the content or appearance of this document is unlawful and offenders may be prosecuted to the fullest extent of the law. Unless otherwise stated the results shown in this test report refer only to the sample(s) tested and such sample(s) are retained for 30 days only.  
Attention: To check the authenticity of testing /inspection report & certificate, please contact us at telephone: (86-755) 8307 1443, or email: [CN.Doccheck@sgs.com](mailto:CN.Doccheck@sgs.com)

SGS-CSTC Standards Technical Services Co., Ltd.  
Shenzhen Branch EMC Laboratory

No.1 Workshop, M-10, Middle Section, Science & Technology Park, Shenzhen, China 518057 t (86-755) 26012053 f (86-755) 26710594 www.sgsgroup.com.cn  
中国·深圳·科技园中区M-10栋一号厂房 邮编: 518057 t (86-755) 26012053 f (86-755) 26710594 sgs.china@sgs.com

## 5 Equipment List

Conducted Emissions at AC Power Line (150kHz-30MHz)					
Equipment	Manufacturer	Model No	Inventory No	Cal Date	Cal Due Date
Shielding Room	ZhongYu Electron	GB-88	SEM001-06	2019-06-13	2022-06-12
Measurement Software	AUDIX	e3 V8.2014-6-27	N/A	N/A	N/A
Coaxial Cable	SGS	N/A	SEM024-01	2019-07-11	2020-07-10
LISN	Rohde & Schwarz	ENV216	SEM007-01	2019-09-24	2020-09-23
LISN	ETS-LINDGREN	3816/2	SEM007-02	2019-04-01	2020-03-31
EMI Test Receiver	Rohde & Schwarz	ESCI	SEM004-02	2019-04-01	2020-03-31

RF Conducted Test					
Equipment	Manufacturer	Model No	Inventory No	Cal Date	Cal Due Date
Shielding Room	SAEMC	MSR733	SEM001-09	2019-06-13	2022-06-12
DC Power Supply	ZhaoXin	RXN-305D	SEM011-02	2019-09-24	2020-09-23
Spectrum Analyzer	Rohde & Schwarz	FSU43	SEM004-08	2019-04-01	2020-03-31
Measurement Software	JS Tonscend	JS1120-2 BT/WIFI V2.	N/A	N/A	N/A
Coaxial Cable	SGS	N/A	SEM031-01	2019-07-11	2020-07-10
Attenuator	Weinschel Associates	WA41	SEM021-09	N/A	N/A
Signal Generator	KEYSIGHT	N5173B	SEM006-05	2019-09-24	2020-09-23
Power Meter	Rohde & Schwarz	NRVS	SEM014-02	2019-09-24	2020-09-23
Electric and Magnetic Field Analyzer	Narda	EHP-50F	SEM022-05	2019-11-28	2020-11-27
Electric Field Probe	WANDEL & GOLTERMANN	EMR-20	EMC0907	2019-05-21	2020-05-20
EMF Tester	Narda	ELT-400	SZE039-4	2019-07-08	2020-07-07



RE in Chamber					
Test Equipment	Manufacturer	Model No.	Inventory No.	Cal. Date	Cal. Due date
3m Semi-Anechoic Chamber	ETS-LINDGREN	N/A	SEM001-01	2017-08-05	2020-08-04
MXE EMI Receiver (20Hz-8.4GHz)	Agilent Technologies	N9038A	SEM004-05	2019-09-24	2020-09-23
BiConiLog Antenna (26-3000MHz)	ETS-LINDGREN	3142C	SEM003-01	2017-06-27	2020-06-26
Pre-amplifier (0.1-1300MHz)	Agilent Technologies	8447D	SEM005-01	2019-04-01	2020-03-31
Measurement Software	AUDIX	e3 V8.2014-6-27	N/A	N/A	N/A
Coaxial Cable	SGS	N/A	SEM025-01	2019-07-11	2020-07-10

Radiated Emissions which fall in the restricted bands					
Equipment	Manufacturer	Model No	Inventory No	Cal Date	Cal Due Date
3m Semi-Anechoic Chamber	AUDIX	N/A	SEM001-02	2018-03-13	2021-03-12
Measurement Software	AUDIX	e3 V8.2014-6-27	N/A	N/A	N/A
Coaxial Cable	SGS	N/A	SEM026-01	2019-07-11	2020-07-10
EXA Spectrum Analyzer	Agilent Technologies Inc	N9010A	SEM004-12	2019-04-12	2020-04-11
Horn Antenna	Rohde & Schwarz	HF907	SEM003-07	2018-04-13	2021-04-12
Horn Antenna	Schwarzbeck	BBHA 9170	SEM003-15	2017-10-17	2020-10-16
Pre-Amplifier	Compliance Directions Systems Inc.	PAP-0126	SEM004-11	2019-09-24	2020-09-23
Pre-amplifier	Rohde & Schwarz	CH14-H052	SEM005-17	2019-04-01	2020-03-31
Pre-amplifier	Compliance Directions Systems Inc.	PAP-2640-50	SEM005-08	2019-04-01	2020-03-31
DC Power Supply	Zhao Xin	KXN-6020D	SEM011-08	2019-09-24	2020-09-23
Active Loop Antenna	ETS-Lindgren	6502	SEM003-08	2017-08-22	2020-08-21



Unless otherwise agreed in writing, this document is issued by the Company subject to its General Conditions of Service printed overleaf, available on request or accessible at <http://www.sgs.com/en/Terms-and-Conditions.aspx> and, for electronic format documents, subject to Terms and Conditions for Electronic Documents at <http://www.sgs.com/en/Terms-and-Conditions/Terms-e-Documents.aspx>. Attention is drawn to the limitation of liability, indemnification and jurisdiction issues defined therein. Any holder of this document is advised that information contained hereon reflects the Company's findings at the time of its intervention only and within the limits of Client's instructions, if any. The Company's sole responsibility is to its Client and this document does not exonerate parties to a transaction from exercising all their rights and obligations under the transaction documents. This document cannot be reproduced except in full, without prior written approval of the Company. Any unauthorized alteration, forgery or falsification of the content or appearance of this document is unlawful and offenders may be prosecuted to the fullest extent of the law. Unless otherwise stated the results shown in this test report refer only to the sample(s) tested and such sample(s) are retained for 30 days only.

Attention: To check the authenticity of testing / inspection report and certificate, please contact us at telephone: (86-755) 83071443, or email: [CN.Doccheck@sgs.com](mailto:CN.Doccheck@sgs.com)

SGS-CSTC Standards Technical Services Co., Ltd.  
Shenzhen Branch, EMC Laboratory

No.1 Workshop, M-10, Middle Section, Science & Technology Park, Shenzhen, China 518057 t (86-755) 26012053 f (86-755) 26710594 www.sgs.com.cn  
中国·深圳·科技园中区M-10栋一号厂房 邮编: 518057 t (86-755) 26012053 f (86-755) 26710594 sgs.china@sgs.com

Radiated Spurious Emissions					
Equipment	Manufacturer	Model No	Inventory No	Cal Date	Cal Due Date
3m Semi-Anechoic Chamber	AUDIX	N/A	SEM001-02	2018-03-13	2021-03-12
Measurement Software	AUDIX	e3 V8.2014-6-27	N/A	N/A	N/A
Coaxial Cable	SGS	N/A	SEM026-01	2019-07-11	2020-07-10
EXA Spectrum Analyzer	Agilent Technologies Inc	N9010A	SEM004-12	2019-04-12	2020-04-11
Horn Antenna	Rohde & Schwarz	HF907	SEM003-07	2018-04-13	2021-04-12
Horn Antenna	Schwarzbeck	BBHA 9170	SEM003-15	2017-10-17	2020-10-16
Pre-Amplifier	Compliance Directions Systems Inc.	PAP-0126	SEM004-11	2019-09-24	2020-09-23
Pre-amplifier	Rohde & Schwarz	CH14-H052	SEM005-17	2019-04-01	2020-03-31
Pre-amplifier	Compliance Directions Systems Inc.	PAP-2640-50	SEM005-08	2019-04-01	2020-03-31
DC Power Supply	Zhao Xin	KXN-6020D	SEM011-08	2019-09-24	2020-09-23
Active Loop Antenna	ETS-Lindgren	6502	SEM003-08	2017-08-22	2020-08-21

Frequency Stability					
Equipment	Manufacturer	Model No	Inventory No	Cal Date	Cal Due Date
Shielding Room	SAEMC	MSR733	SEM001-09	2019-06-13	2022-06-12
DC Power Supply	ZhaoXin	RXN-305D	SEM011-02	2019-09-24	2020-09-23
Spectrum Analyzer	Rohde & Schwarz	FSU43	SEM004-08	2019-04-01	2020-03-31
Measurement Software	JS Tonscend	JS1120-2 BT/WIFI V2.	N/A	N/A	N/A
Coaxial Cable	SGS	N/A	SEM031-01	2019-07-11	2020-07-10
Attenuator	Weinschel Associates	WA41	SEM021-09	N/A	N/A
Signal Generator	KEYSIGHT	N5173B	SEM006-05	2019-09-24	2020-09-23
Power Meter	Rohde & Schwarz	NRVS	SEM014-02	2019-09-24	2020-09-23
Electric and Magnetic Field Analyzer	Narda	EHP-50F	SEM022-05	2019-11-28	2020-11-27
Electric Field Probe	WANDEL & GOLTERMANN	EMR-20	EMC0907	2019-05-21	2020-05-20
EMF Tester	Narda	ELT-400	SZE039-4	2019-07-08	2020-07-07



Unless otherwise agreed in writing, this document is issued by the Company subject to its General Conditions of Service printed overleaf, available on request or accessible at <http://www.sgs.com/en/Terms-and-Conditions.aspx> and, for electronic format documents, subject to Terms and Conditions for Electronic Documents at <http://www.sgs.com/en/Terms-and-Conditions/Terms-e-Documents.aspx>. Attention is drawn to the limitation of liability, indemnification and jurisdiction issues defined therein. Any holder of this document is advised that information contained hereon reflects the Company's findings at the time of its intervention only and within the limits of Client's instructions, if any. The Company's sole responsibility is to its Client and this document does not exonerate parties to a transaction from exercising all their rights and obligations under the transaction documents. This document cannot be reproduced except in full, without prior written approval of the Company. Any unauthorized alteration, forgery or falsification of the content or appearance of this document is unlawful and offenders may be prosecuted to the fullest extent of the law. Unless otherwise stated the results shown in this test report refer only to the sample(s) tested and such sample(s) are retained for 30 days only.

Attention: To check the authenticity of testing / inspection report and certificate, please contact us at telephone: (86-755) 8307 1443, or email: [CN.Doccheck@sgs.com](mailto:CN.Doccheck@sgs.com)

SGS-CSTC Standards Technical Services Co., Ltd.  
Shenzhen Branch Laboratory

No.1 Workshop, M-10, Middle Section, Science & Technology Park, Shenzhen, China 518057 t (86-755) 26012053 f (86-755) 26710594 www.sgs.com.cn  
中国·深圳·科技园中区M-10栋一号厂房 邮编: 518057 t (86-755) 26012053 f (86-755) 26710594 sgs.china@sgs.com



DFS					
Equipment	Manufacturer	Model No	Inventory No	Cal Date	Cal Due Date
Shielding Room	SAEMC	MSR433	SEM001-11	2019-06-13	2022-06-12
EXA Spectrum Analyzer	KEYSIGHT	N9010A	SEM004-09	2019-04-12	2020-04-11
Signal Generator	KEYSIGHT	N5171B	SEM006-13	2019-04-12	2020-04-11
Measurement Software	Agilent	Ismonitor 10	N/A	N/A	N/A
Coaxial Cable	SGS	N/A	SEM028-01	2019-07-11	2020-07-10
MXG Vector Signal Generator	KEYSIGHT	N5182A	SEM006-14	2019-04-12	2020-04-11
DC Power Supply	KEYSIGHT	E3642A	SEM011-07	2019-04-12	2020-04-11
Manual Step Attenuator	KEYSIGHT	8494B	SEM021-05	2019-04-12	2020-04-11
Manual Step Attenuator	KEYSIGHT	8496B	SEM021-06	2019-04-12	2020-04-11
2-way Splitter	Mini-Circuits	ZFSC-2-10G	SF767300626	N/A	N/A
2-way Splitter	Mini-Circuits	ZFSC-2-10G	SF767300627	N/A	N/A
Wireless Router	Linksys	WRT32X	22C10609709 105	N/A	N/A

General used equipment					
Equipment	Manufacturer	Model No	Inventory No	Cal Date	Cal Due Date
Humidity/ Temperature Indicator	Shanghai Meteorological Industry Factory	ZJ1-2B	SEM002-03	2019-09-26	2020-09-25
Humidity/ Temperature Indicator	Shanghai Meteorological Industry Factory	ZJ1-2B	SEM002-04	2019-09-26	2020-09-25
Humidity/ Temperature Indicator	Mingle	N/A	SEM002-08	2019-09-26	2020-09-25
Barometer	Changchun Meteorological Industry Factory	DYM3	SEM002-01	2019-04-04	2020-04-03



Unless otherwise agreed in writing, this document is issued by the Company subject to its General Conditions of Service printed overleaf, available on request or accessible at <http://www.sgs.com/en/Terms-and-Conditions.aspx> and, for electronic format documents, subject to Terms and Conditions for Electronic Documents at <http://www.sgs.com/en/Terms-and-Conditions/Terms-e-Document.aspx>. Attention is drawn to the limitation of liability, indemnification and jurisdiction issues defined therein. Any holder of this document is advised that information contained hereon reflects the Company's findings at the time of its intervention only and within the limits of Client's instructions, if any. The Company's sole responsibility is to its Client and this document does not exonerate parties to a transaction from exercising all their rights and obligations under the transaction documents. This document cannot be reproduced except in full, without prior written approval of the Company. Any unauthorized alteration, forgery or falsification of the content or appearance of this document is unlawful and offenders may be prosecuted to the fullest extent of the law. Unless otherwise stated the results shown in this test report refer only to the sample(s) tested and such sample(s) are retained for 30 days only.

Attention: To check the authenticity of testing / inspection report & certificate, please contact us at telephone: (86-755) 83071443, or email: [CN.Doccheck@sgs.com](mailto:CN.Doccheck@sgs.com)

SGS-CSTC Standards Technical Services Co., Ltd.  
Shenzhen Branch (CMAA) Laboratory

No.1 Workshop, M-10, Middle Section, Science & Technology Park, Shenzhen, China 518057 t (86-755) 26012053 f (86-755) 26710594 www.sgsgroup.com.cn  
中国·深圳·科技园中区M-10栋一号厂房 邮编: 518057 t (86-755) 26012053 f (86-755) 26710594 sgs.china@sgs.com

## 6 Radio Spectrum Technical Requirement

### 6.1 Antenna Requirement

#### 6.1.1 Test Requirement:

47 CFR Part 15, Subpart C 15.203

#### 6.1.2 Conclusion

Standard Requirement:

An intentional radiator shall be designed to ensure that no antenna other than that furnished by the responsible party shall be used with the device. The use of a antenna that uses a unique coupling to the intentional radiator, the manufacturer may design the unit permanently attached antenna or of an so that a broken antenna can be replaced by the user, but the use of a standard antenna jack or electrical connector is prohibited.

EUT Antenna:

The antenna is integrated on the main PCB and no consideration of replacement. The best case gain of the antenna1 is 4.78dBi, antenna2: 4.94dBi.

Antenna location: Refer to Internal photos.

## 6.2 Transmission in the Absence of Data

### 6.2.1 Test Requirement:

47 CFR Part 15, Subpart C 15.407 (c)

### 6.2.2 Conclusion

Standard Requirement:

The device shall automatically discontinue transmission in case of either absence of information to transmit or operational failure. These provisions are not intended to preclude the transmission of control or signalling information or the use of repetitive codes used by certain digital technologies to complete frame or burst intervals.

Applicants shall include in their application for equipment authorization a description of how this requirement is met.

EUT Details:

WIFI chip (RTL8812BU-VR) support automatically discontinue transmission in case of either absence of information to transmit or operational failure, if the chip detect absence of information to transmit or operational failure, it will be automatically shut off.

## 7 Radio Spectrum Matter Test Results

### 7.1 Conducted Emissions at AC Power Line (150kHz-30MHz)

Test Requirement 47 CFR Part 15, Subpart C 15.207

Test Method: ANSI C63.10 (2013) Section 6.2

Limit:

Frequency of emission(MHz)	Conducted limit(dBμV)	
	Quasi-peak	Average
0.15-0.5	66 to 56*	56 to 46*
0.5-5	56	46
5-30	60	50

\*Decreases with the logarithm of the frequency.

#### 7.1.1 E.U.T. Operation

Operating Environment:

Temperature: 25.3 °C Humidity: 49.6 % RH Atmospheric Pressure: 1020 mbar

Pretest these modes to find the worst case:  
c:TX mode (Band 1)\_Keep the EUT in continuously transmitting mode with all modulation types. All data rates for each modulation type have been tested and found the data rate @ 6Mbps is the worst case of IEEE 802.11a; data rate @ MCS0 is the worst case of IEEE 802.11n(HT20); data rate @ MCS0 is the worst case of IEEE 802.11n(HT40); data rate @ MCS0 is the worst case of IEEE 802.11ac(VHT20); data rate @ MCS0 is the worst case of IEEE 802.11ac(VHT40); data rate @ MCS0 is the worst case of IEEE 802.11ac(VHT80). Only the data of worst case is recorded in the report.

d:TX mode (Band 2A)\_Keep the EUT in continuously transmitting mode with all modulation types. All data rates for each modulation type have been tested and found the data rate @ 6Mbps is the worst case of IEEE 802.11a; data rate @ MCS0 is the worst case of IEEE 802.11n(HT20); data rate @ MCS0 is the worst case of IEEE 802.11n(HT40); data rate @ MCS0 is the worst case of IEEE 802.11ac(VHT20); data rate @ MCS0 is the worst case of IEEE 802.11ac(VHT40); data rate @ MCS0 is the worst case of IEEE 802.11ac(VHT80). Only the data of worst case is recorded in the report.

e:TX mode (Band 2C)\_Keep the EUT in continuously transmitting mode with all modulation types. All data rates for each modulation type have been tested and found the data rate @ 6Mbps is the worst case of IEEE 802.11a; data rate @ MCS0 is the worst case of IEEE 802.11n(HT20); data rate @ MCS0 is the worst case of IEEE 802.11n(HT40); data rate @ MCS0 is the worst case of IEEE 802.11ac(VHT20); data rate @ MCS0 is the worst case of IEEE 802.11ac(VHT40); data rate @ MCS0 is the worst case of IEEE 802.11ac(VHT80). Only the data of worst case is recorded in the report.



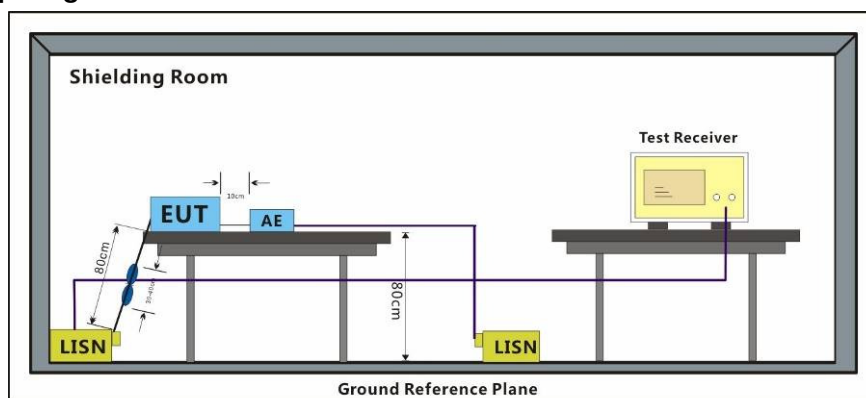


f:TX mode (Band 3)\_Keep the EUT in continuously transmitting mode with all modulation types. All data rates for each modulation type have been tested and found the data rate @ 6Mbps is the worst case of IEEE 802.11a; data rate @ MCS0 is the worst case of IEEE 802.11n(HT20); data rate @ MCS0 is the worst case of IEEE 802.11n(HT40); data rate @ MCS0 is the worst case of IEEE 802.11ac(VHT20); data rate @ MCS0 is the worst case of IEEE 802.11ac(VHT40); data rate @ MCS0 is the worst case of IEEE 802.11ac(VHT80). Only the data of worst case is recorded in the report.

The worst case for final test:

c:TX mode (Band 1)\_Keep the EUT in continuously transmitting mode with all modulation types. All data rates for each modulation type have been tested and found the data rate @ 6Mbps is the worst case of IEEE 802.11a; data rate @ MCS0 is the worst case of IEEE 802.11n(HT20); data rate @ MCS0 is the worst case of IEEE 802.11n(HT40); data rate @ MCS0 is the worst case of IEEE 802.11ac(VHT20); data rate @ MCS0 is the worst case of IEEE 802.11ac(VHT40); data rate @ MCS0 is the worst case of IEEE 802.11ac(VHT80). Only the data of worst case is recorded in the report.

### 7.1.2 Test Setup Diagram



### 7.1.3 Measurement Procedure and Data

- 1) The mains terminal disturbance voltage test was conducted in a shielded room.
- 2) The EUT was connected to AC power source through a LISN 1 (Line Impedance Stabilization Network) which provides a 50ohm/50μH + 5ohm linear impedance. The power cables of all other units of the EUT were connected to a second LISN 2, which was bonded to the ground reference plane in the same way as the LISN 1 for the unit being measured. A multiple socket outlet strip was used to connect multiple power cables to a single LISN provided the rating of the LISN was not exceeded.
- 3) The tabletop EUT was placed upon a non-metallic table 0.8m above the ground reference plane. And for floor-standing arrangement, the EUT was placed on the horizontal ground reference plane,
- 4) The test was performed with a vertical ground reference plane. The rear of the EUT shall be 0.4 m from the vertical ground reference plane. The vertical ground reference plane was bonded to the horizontal ground reference plane. The LISN 1 was placed 0.8 m from the boundary of the unit under test and bonded to a ground reference plane for LISNs mounted on top of the ground reference plane. This distance was between the closest points of the LISN 1 and the EUT. All other units of the EUT and associated equipment was at least 0.8 m from the LISN 2.
- 5) In order to find the maximum emission, the relative positions of equipment and all of the interface cables must be changed according to ANSI C63.10 on conducted measurement.

Remark: LISN=Read Level+ Cable Loss+ LISN Factor

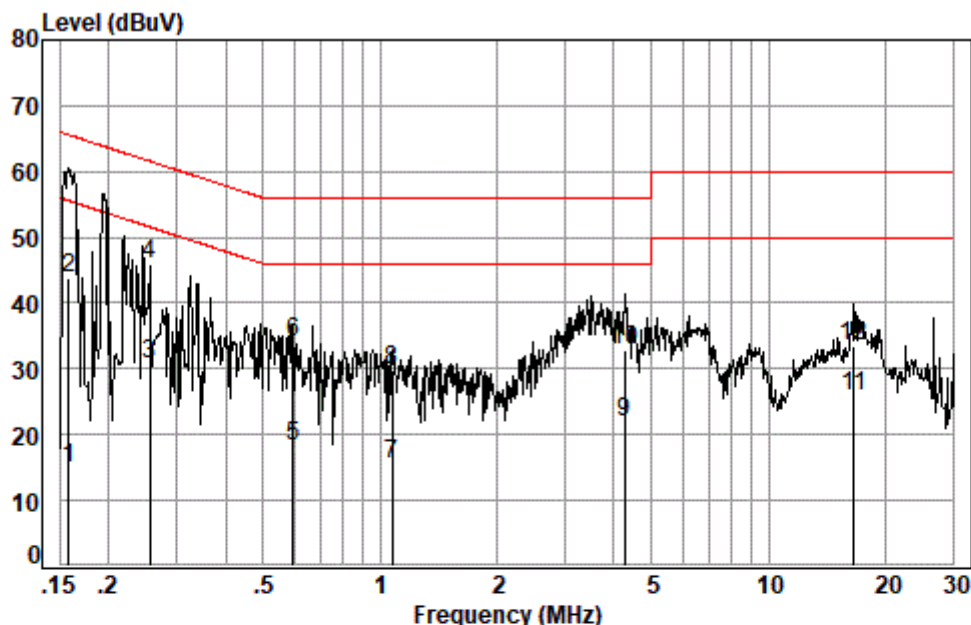


Unless otherwise agreed in writing, this document is issued by the Company subject to its General Conditions of Service printed overleaf, available on request or accessible at <http://www.sgs.com/en/Terms-and-Conditions.aspx> and, for electronic format documents, subject to Terms and Conditions for Electronic Documents at <http://www.sgs.com/en/Terms-and-Conditions/Terms-e-Documents.aspx>. Attention is drawn to the limitation of liability, indemnification and jurisdiction issues defined therein. Any holder of this document is advised that information contained hereon reflects the Company's findings at the time of its intervention only and within the limits of Client's instructions, if any. The Company's sole responsibility is to its Client and this document does not exonerate parties to a transaction from exercising all their rights and obligations under the transaction documents. This document cannot be reproduced except in full, without prior written approval of the Company. Any unauthorized alteration, forgery or falsification of the content or appearance of this document is unlawful and offenders may be prosecuted to the fullest extent of the law. Unless otherwise stated the results shown in this test report refer only to the sample(s) tested and such sample(s) are retained for 30 days only.  
Attention: To check the authenticity of testing / inspection report & certificate, please contact us at telephone: (86-755) 8307 1443, or email: [CN.Doccheck@sgs.com](mailto:CN.Doccheck@sgs.com)

SGS-CSTC Standards Technical Services Co., Ltd.  
Shenzhen Branch (China) CSTC Laboratory

No.1 Workshop, M-10, Middle Section, Science & Technology Park, Shenzhen, China 518057 t (86-755) 26012053 f (86-755) 26710594 www.sgsgroup.com.cn  
中国·深圳·科技园中区M-10栋一号厂房 邮编: 518057 t (86-755) 26012053 f (86-755) 26710594 sgs.china@sgs.com

Mode:c; Line:Live Line



Site : Shielding Room

Condition: Line

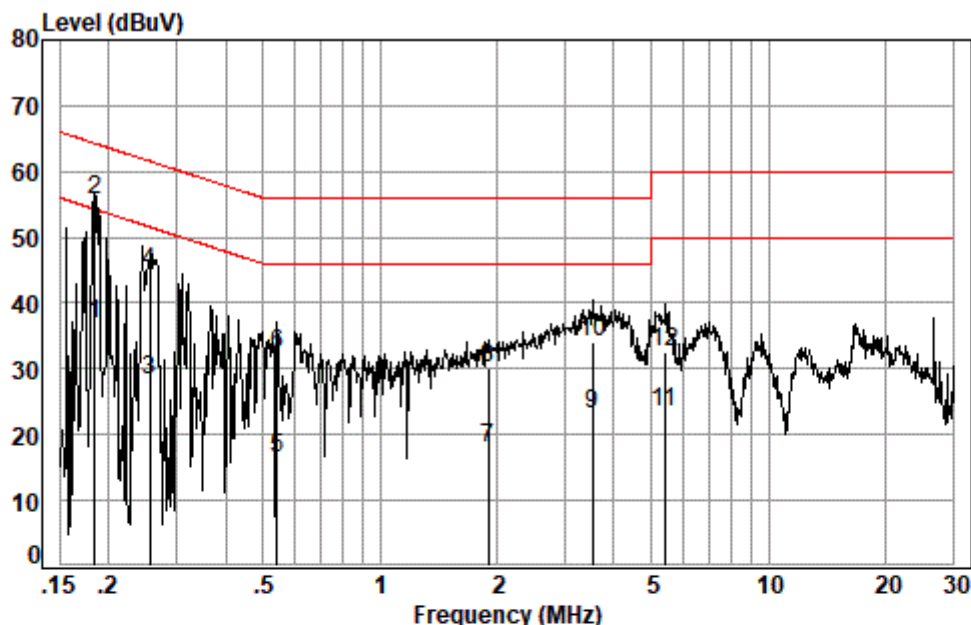
Job No. : 00644CR

Test mode: c

	Freq	Cable Loss	LISN Factor	Read Level	Level	Limit Line	Over Limit	Remark
	MHz	dB	dB	dBuV	dBuV	dBuV	dB	
1	0.1582	0.01	9.59	5.30	14.90	55.56	-40.66	Average
2	0.1582	0.01	9.59	34.33	43.93	65.56	-21.63	QP
3	0.2548	0.03	9.59	21.12	30.74	51.60	-20.86	Average
4	0.2548	0.03	9.59	36.34	45.96	61.60	-15.64	QP
5	0.5979	0.07	9.60	8.59	18.26	46.00	-27.74	Average
6	0.5979	0.07	9.60	24.29	33.96	56.00	-22.04	QP
7	1.0767	0.10	9.60	5.92	15.62	46.00	-30.38	Average
8	1.0767	0.10	9.60	20.09	29.79	56.00	-26.21	QP
9	4.2692	0.16	9.66	11.93	21.75	46.00	-24.25	Average
10	4.2692	0.16	9.66	22.92	32.74	56.00	-23.26	QP
11	16.5732	0.22	10.29	15.42	25.93	50.00	-24.07	Average
12	16.5732	0.22	10.29	22.90	33.41	60.00	-26.59	QP



Mode:c; Line:Neutral Line



Site : Shielding Room

Condition: Neutral

Job No. : 00644CR

Test mode: c

	Freq	Cable Loss	LISN Factor	Read Level	Level	Limit Line	Over Limit	Remark
	MHz	dB	dB	dBuV	dBuV	dBuV	dB	
1	0.1844	0.02	9.55	27.27	36.84	54.28	-17.44	Average
2	0.1844	0.02	9.55	45.95	55.52	64.28	-8.76	QP
3	0.2562	0.03	9.54	18.66	28.23	51.56	-23.33	Average
4	0.2562	0.03	9.54	35.23	44.80	61.56	-16.76	QP
5	0.5436	0.06	9.54	6.80	16.40	46.00	-29.60	Average
6	0.5436	0.06	9.54	22.78	32.38	56.00	-23.62	QP
7	1.8979	0.15	9.56	8.11	17.82	46.00	-28.18	Average
8	1.8979	0.15	9.56	20.33	30.04	56.00	-25.96	QP
9	3.5278	0.16	9.59	13.22	22.97	46.00	-23.03	Average
10	3.5278	0.16	9.59	24.20	33.95	56.00	-22.05	QP
11	5.4186	0.17	9.64	13.70	23.51	50.00	-26.49	Average
12	5.4186	0.17	9.64	22.83	32.64	60.00	-27.36	QP





## 7.2 99% Bandwidth

Test Requirement: N/A  
Test Method: KDB 789033 II D

### 7.2.1 E.U.T. Operation

Operating Environment:

Temperature: 25.3 °C Humidity: 49.6 % RH Atmospheric Pressure: 1020 mbar

Test mode: c:TX mode (Band 1)\_Keep the EUT in continuously transmitting mode with all modulation types. All data rates for each modulation type have been tested and found the data rate @ 6Mbps is the worst case of IEEE 802.11a; data rate @ MCS0 is the worst case of IEEE 802.11n(HT20); data rate @ MCS0 is the worst case of IEEE 802.11n(HT40); data rate @ MCS0 is the worst case of IEEE 802.11ac(VHT20); data rate @ MCS0 is the worst case of IEEE 802.11ac(VHT40); data rate @ MCS0 is the worst case of IEEE 802.11ac(VHT80). Only the data of worst case is recorded in the report.

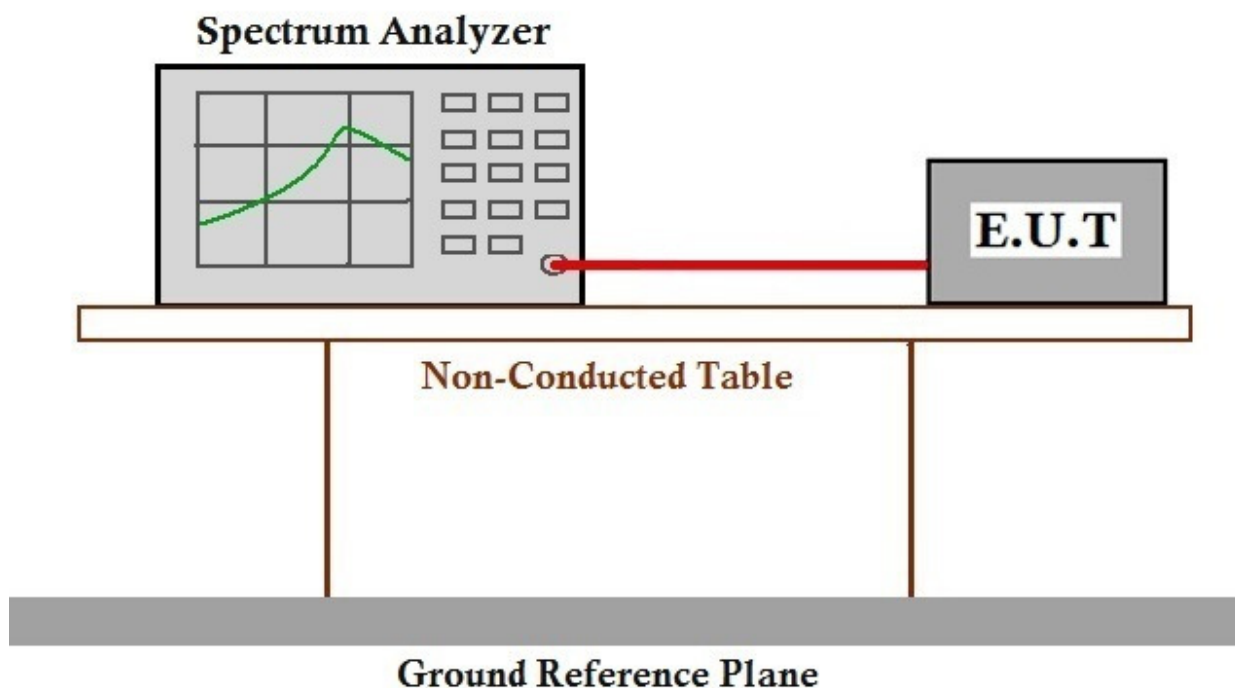
d:TX mode (Band 2A)\_Keep the EUT in continuously transmitting mode with all modulation types. All data rates for each modulation type have been tested and found the data rate @ 6Mbps is the worst case of IEEE 802.11a; data rate @ MCS0 is the worst case of IEEE 802.11n(HT20); data rate @ MCS0 is the worst case of IEEE 802.11n(HT40); data rate @ MCS0 is the worst case of IEEE 802.11ac(VHT20); data rate @ MCS0 is the worst case of IEEE 802.11ac(VHT40); data rate @ MCS0 is the worst case of IEEE 802.11ac(VHT80). Only the data of worst case is recorded in the report.

e:TX mode (Band 2C)\_Keep the EUT in continuously transmitting mode with all modulation types. All data rates for each modulation type have been tested and found the data rate @ 6Mbps is the worst case of IEEE 802.11a; data rate @ MCS0 is the worst case of IEEE 802.11n(HT20); data rate @ MCS0 is the worst case of IEEE 802.11n(HT40); data rate @ MCS0 is the worst case of IEEE 802.11ac(VHT20); data rate @ MCS0 is the worst case of IEEE 802.11ac(VHT40); data rate @ MCS0 is the worst case of IEEE 802.11ac(VHT80). Only the data of worst case is recorded in the report.

f:TX mode (Band 3)\_Keep the EUT in continuously transmitting mode with all modulation types. All data rates for each modulation type have been tested and found the data rate @ 6Mbps is the worst case of IEEE 802.11a; data rate @ MCS0 is the worst case of IEEE 802.11n(HT20); data rate @ MCS0 is the worst case of IEEE 802.11n(HT40); data rate @ MCS0 is the worst case of IEEE 802.11ac(VHT20); data rate @ MCS0 is the worst case of IEEE 802.11ac(VHT40); data rate @ MCS0 is the worst case of IEEE 802.11ac(VHT80). Only the data of worst case is recorded in the report.



## 7.2.2 Test Setup Diagram



## 7.2.3 Measurement Procedure and Data

The detailed test data see: Appendix 15.407

## 7.3 26dB Emission bandwidth

Test Requirement 47 CFR Part 15, Subpart C 15.407 (a)

Test Method: KDB 789033 D02 II C 1

### 7.3.1 E.U.T. Operation

Operating Environment:

Temperature: 25.3 °C Humidity: 49.6 % RH Atmospheric Pressure: 1020 mbar

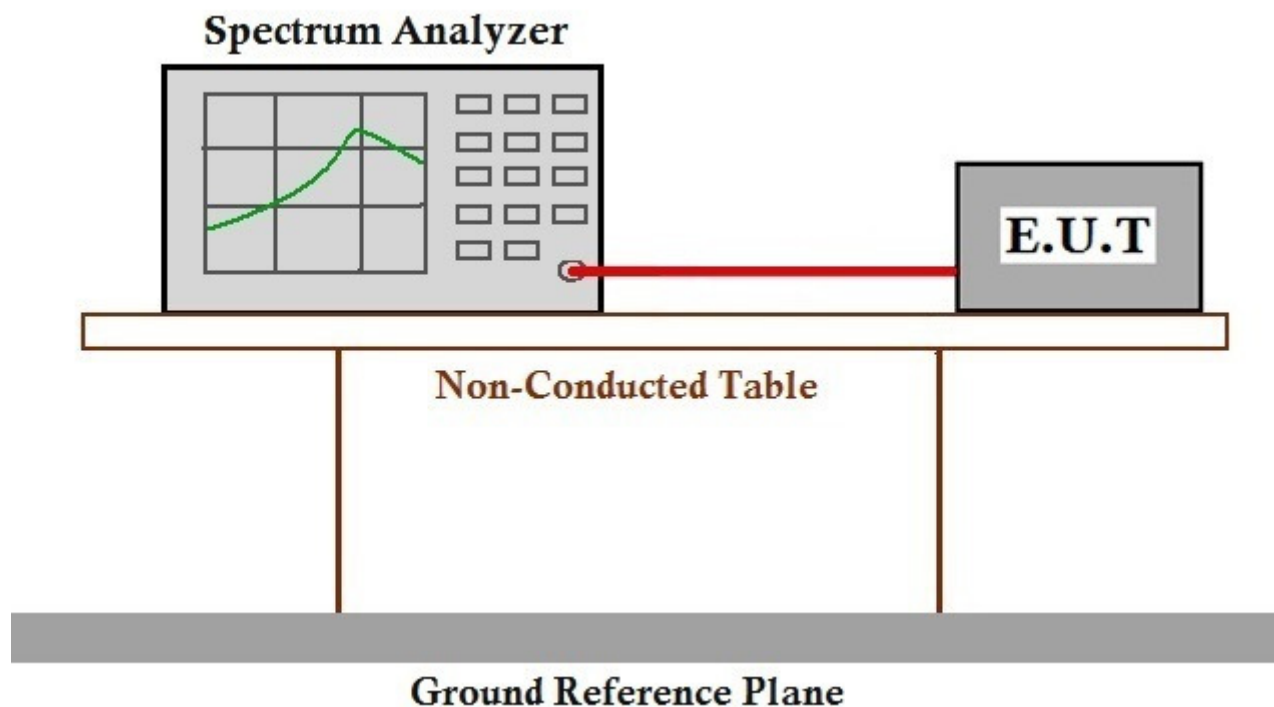
Test mode: d:TX mode (Band 2A)\_Keep the EUT in continuously transmitting mode with all modulation types. All data rates for each modulation type have been tested and found the data rate @ 6Mbps is the worst case of IEEE 802.11a; data rate @ MCS0 is the worst case of IEEE 802.11n(HT20); data rate @ MCS0 is the worst case of IEEE 802.11n(HT40); data rate @ MCS0 is the worst case of IEEE 802.11ac(VHT20); data rate @ MCS0 is the worst case of IEEE 802.11ac(VHT40); data rate @ MCS0 is the worst case of IEEE 802.11ac(VHT80). Only the data of worst case is recorded in the report.

e:TX mode (Band 2C)\_Keep the EUT in continuously transmitting mode with all modulation types. All data rates for each modulation type have been tested and found the data rate @ 6Mbps is the worst case of IEEE 802.11a; data rate @ MCS0 is the worst case of IEEE 802.11n(HT20); data rate @ MCS0 is the worst case of IEEE 802.11n(HT40); data rate @ MCS0 is the worst case of IEEE 802.11ac(VHT20); data rate @ MCS0 is the worst case of IEEE 802.11ac(VHT40); data rate @ MCS0 is the worst case of IEEE 802.11ac(VHT80). Only the data of worst case is recorded in the report.

f:TX mode (Band 3)\_Keep the EUT in continuously transmitting mode with all modulation types. All data rates for each modulation type have been tested and found the data rate @ 6Mbps is the worst case of IEEE 802.11a; data rate @ MCS0 is the worst case of IEEE 802.11n(HT20); data rate @ MCS0 is the worst case of IEEE 802.11n(HT40); data rate @ MCS0 is the worst case of IEEE 802.11ac(VHT20); data rate @ MCS0 is the worst case of IEEE 802.11ac(VHT40); data rate @ MCS0 is the worst case of IEEE 802.11ac(VHT80). Only the data of worst case is recorded in the report.



## 7.3.2 Test Setup Diagram



## 7.3.3 Measurement Procedure and Data

The detailed test data see: Appendix 15.407



### 7.4 Minimum 6 dB bandwidth (5.725-5.85 GHz band)

Test Requirement 47 CFR Part 15, Subpart C 15.407 (e)

Test Method: KDB 789033 D02 II C 2

Limit:  $\geq 500$  kHz

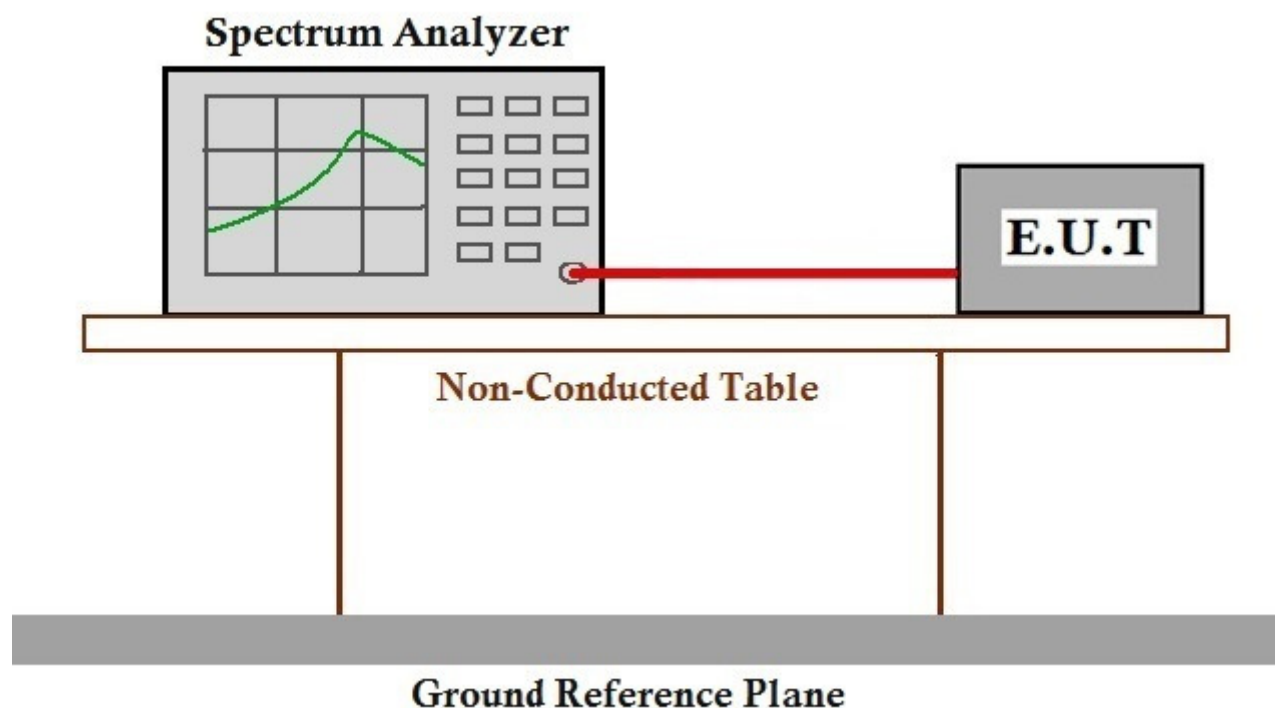
#### 7.4.1 E.U.T. Operation

Operating Environment:

Temperature: 25.3 °C Humidity: 49.6 % RH Atmospheric Pressure: 1020 mbar

Test mode: f:TX mode (Band 3)\_ Keep the EUT in continuously transmitting mode with all modulation types. All data rates for each modulation type have been tested and found the data rate @ 6Mbps is the worst case of IEEE 802.11a; data rate @ MCS0 is the worst case of IEEE 802.11n(HT20); data rate @ MCS0 is the worst case of IEEE 802.11n(HT40); data rate @ MCS0 is the worst case of IEEE 802.11ac(VHT20); data rate @ MCS0 is the worst case of IEEE 802.11ac(VHT40); data rate @ MCS0 is the worst case of IEEE 802.11ac(VHT80). Only the data of worst case is recorded in the report.

#### 7.4.2 Test Setup Diagram



#### 7.4.3 Measurement Procedure and Data

The detailed test data see: Appendix 15.407

## 7.5 Maximum Conducted output power

Test Requirement 47 CFR Part 15, Subpart C 15.407 (a)

Test Method: KDB 789033 D02 II E

Limit:

Frequency band(MHz)	Limit
5150-5250	≤1W(30dBm) for master device
	≤250mW(23.98dBm) for client device
5250-5350	≤250mW(23.98dBm) for client device or 11dBm+10logB*
5470-5725	≤250mW(23.98dBm) for client device or 11dBm+10logB*
5725-5850	≤1W(30dBm)
Remark:	<p>* Where B is the 26dB emission bandwidth in MHz.</p> <p>The maximum conducted output power must be measured over any interval of continuous transmission using instrumentation calibrated in terms of an rms-equivalent voltage.</p>

### 7.5.1 E.U.T. Operation

Operating Environment:

Temperature: 25.3 °C Humidity: 49.6 % RH Atmospheric Pressure: 1020 mbar

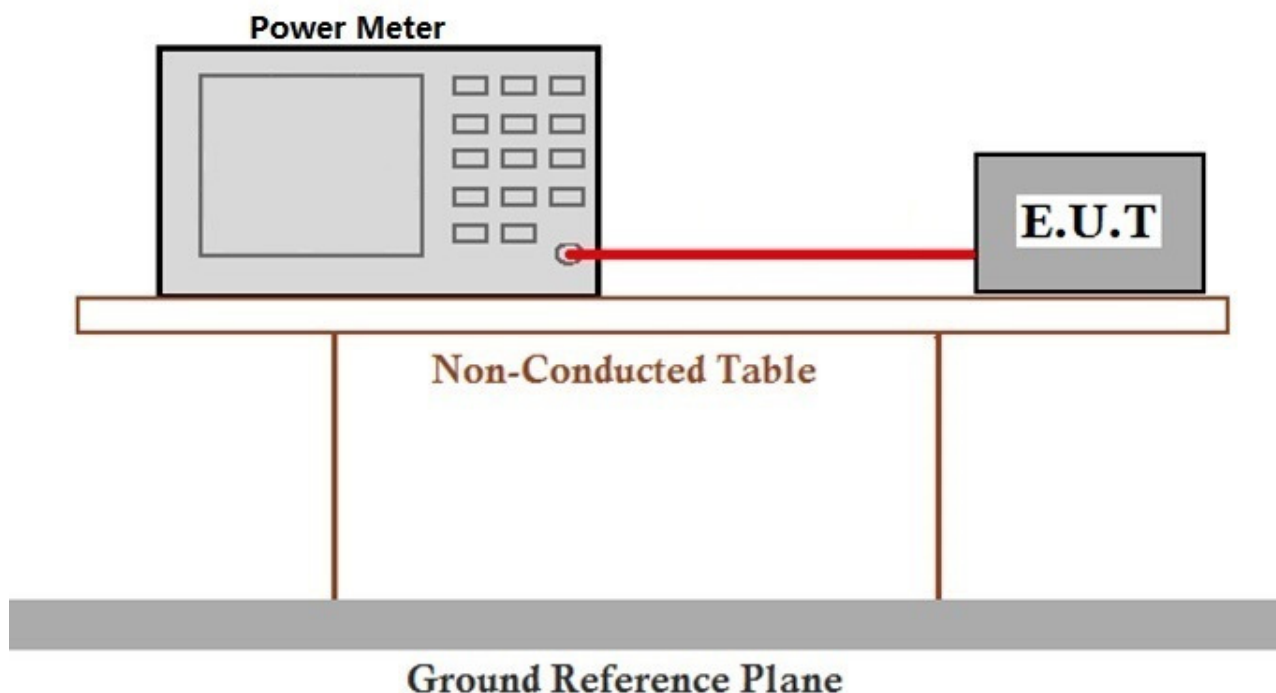
Test mode: c:TX mode (Band 1)\_Keep the EUT in continuously transmitting mode with all modulation types. All data rates for each modulation type have been tested and found the data rate @ 6Mbps is the worst case of IEEE 802.11a; data rate @ MCS0 is the worst case of IEEE 802.11n(HT20); data rate @ MCS0 is the worst case of IEEE 802.11n(HT40); data rate @ MCS0 is the worst case of IEEE 802.11ac(VHT20); data rate @ MCS0 is the worst case of IEEE 802.11ac(VHT40); data rate @ MCS0 is the worst case of IEEE 802.11ac(VHT80). Only the data of worst case is recorded in the report.

d:TX mode (Band 2A)\_Keep the EUT in continuously transmitting mode with all modulation types. All data rates for each modulation type have been tested and found the data rate @ 6Mbps is the worst case of IEEE 802.11a; data rate @ MCS0 is the worst case of IEEE 802.11n(HT20); data rate @ MCS0 is the worst case of IEEE 802.11n(HT40); data rate @ MCS0 is the worst case of IEEE 802.11ac(VHT20); data rate @ MCS0 is the worst case of IEEE 802.11ac(VHT40); data rate @ MCS0 is the worst case of IEEE 802.11ac(VHT80). Only the data of worst case is recorded in the report.

e:TX mode (Band 2C)\_Keep the EUT in continuously transmitting mode with all modulation types. All data rates for each modulation type have been tested and found the data rate @ 6Mbps is the worst case of IEEE 802.11a; data rate @ MCS0 is the worst case of IEEE 802.11n(HT20); data rate @ MCS0 is the worst case of IEEE 802.11n(HT40); data rate @ MCS0 is the worst case of IEEE 802.11ac(VHT20); data rate @ MCS0 is the worst case of IEEE 802.11ac(VHT40); data rate @ MCS0 is the worst case of IEEE 802.11ac(VHT80). Only the data of worst case is recorded in the report.

f:TX mode (Band 3)\_Keep the EUT in continuously transmitting mode with all modulation types. All data rates for each modulation type have been tested and found the data rate @ 6Mbps is the worst case of IEEE 802.11a; data rate @ MCS0 is the worst case of IEEE 802.11n(HT20); data rate @ MCS0 is the worst case of IEEE 802.11n(HT40); data rate @ MCS0 is the worst case of IEEE 802.11ac(VHT20); data rate @ MCS0 is the worst case of IEEE 802.11ac(VHT40); data rate @ MCS0 is the worst case of IEEE 802.11ac(VHT80). Only the data of worst case is recorded in the report.

## 7.5.2 Test Setup Diagram



## 7.5.3 Measurement Procedure and Data

The detailed test data see: Appendix 15.407



## 7.6 Peak Power spectrum density

Test Requirement 47 CFR Part 15, Subpart C 15.407 (a)

Test Method: KDB 789033 D02 II F

Limit:

Frequency band(MHz)	Limit
5150-5250	≤17dBm in 1MHz for master device
	≤11dBm in 1MHz for client device
5250-5350	≤11dBm in 1MHz for client device
5470-5725	≤11dBm in 1MHz for client device
5725-5850	≤30dBm in 500 kHz
Remark:	The maximum power spectral density is measured as a conducted emission by direct connection of a calibrated test instrument to the equipment under test.

### 7.6.1 E.U.T. Operation

Operating Environment:

Temperature: 25.3 °C Humidity: 49.6 % RH Atmospheric Pressure: 1020 mbar

Test mode: c:TX mode (Band 1)\_Keep the EUT in continuously transmitting mode with all modulation types. All data rates for each modulation type have been tested and found the data rate @ 6Mbps is the worst case of IEEE 802.11a; data rate @ MCS0 is the worst case of IEEE 802.11n(HT20); data rate @ MCS0 is the worst case of IEEE 802.11n(HT40); data rate @ MCS0 is the worst case of IEEE 802.11ac(VHT20); data rate @ MCS0 is the worst case of IEEE 802.11ac(VHT40); data rate @ MCS0 is the worst case of IEEE 802.11ac(VHT80). Only the data of worst case is recorded in the report.

d:TX mode (Band 2A)\_Keep the EUT in continuously transmitting mode with all modulation types. All data rates for each modulation type have been tested and found the data rate @ 6Mbps is the worst case of IEEE 802.11a; data rate @ MCS0 is the worst case of IEEE 802.11n(HT20); data rate @ MCS0 is the worst case of IEEE 802.11n(HT40); data rate @ MCS0 is the worst case of IEEE 802.11ac(VHT20); data rate @ MCS0 is the worst case of IEEE 802.11ac(VHT40); data rate @ MCS0 is the worst case of IEEE 802.11ac(VHT80). Only the data of worst case is recorded in the report.

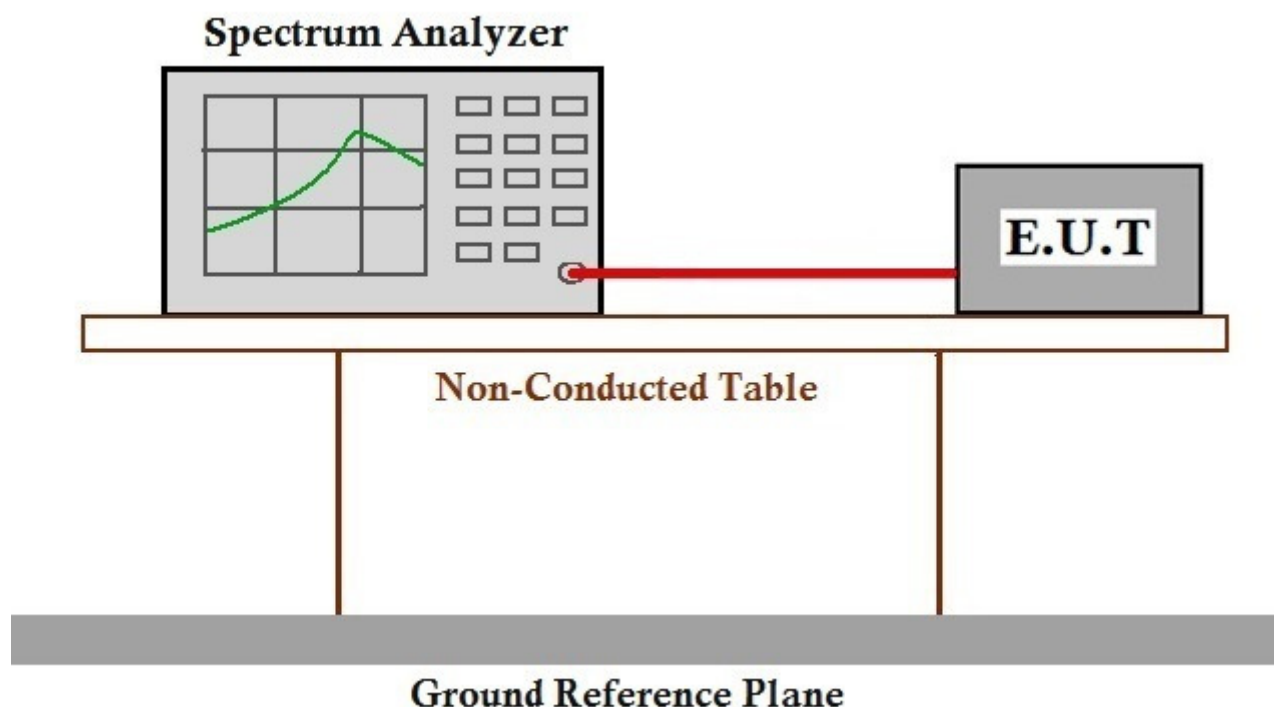
e:TX mode (Band 2C)\_Keep the EUT in continuously transmitting mode with all modulation types. All data rates for each modulation type have been tested and found the data rate @ 6Mbps is the worst case of IEEE 802.11a; data rate @ MCS0 is the worst case of IEEE 802.11n(HT20); data rate @ MCS0 is the worst case of IEEE 802.11n(HT40); data rate @ MCS0 is the worst case of IEEE 802.11ac(VHT20); data rate @ MCS0 is the worst case of IEEE 802.11ac(VHT40); data rate @ MCS0 is the worst case of IEEE 802.11ac(VHT80). Only the data of worst case is recorded in the report.





f:TX mode (Band 3)\_Keep the EUT in continuously transmitting mode with all modulation types. All data rates for each modulation type have been tested and found the data rate @ 6Mbps is the worst case of IEEE 802.11a; data rate @ MCS0 is the worst case of IEEE 802.11n(HT20); data rate @ MCS0 is the worst case of IEEE 802.11n(HT40); data rate @ MCS0 is the worst case of IEEE 802.11ac(VHT20); data rate @ MCS0 is the worst case of IEEE 802.11ac(VHT40); data rate @ MCS0 is the worst case of IEEE 802.11ac(VHT80). Only the data of worst case is recorded in the report.

### 7.6.2 Test Setup Diagram



### 7.6.3 Measurement Procedure and Data

The detailed test data see: Appendix 15.407

## 7.7 DFS: Non-occupancy period

Test Requirement KDB 905462 D02 Section 5.1  
Test Method: KDB 905462 D02 Section 7.8.3  
Limit: Minimum 30 minutes

### 7.7.1 E.U.T. Operation

Operating Environment:

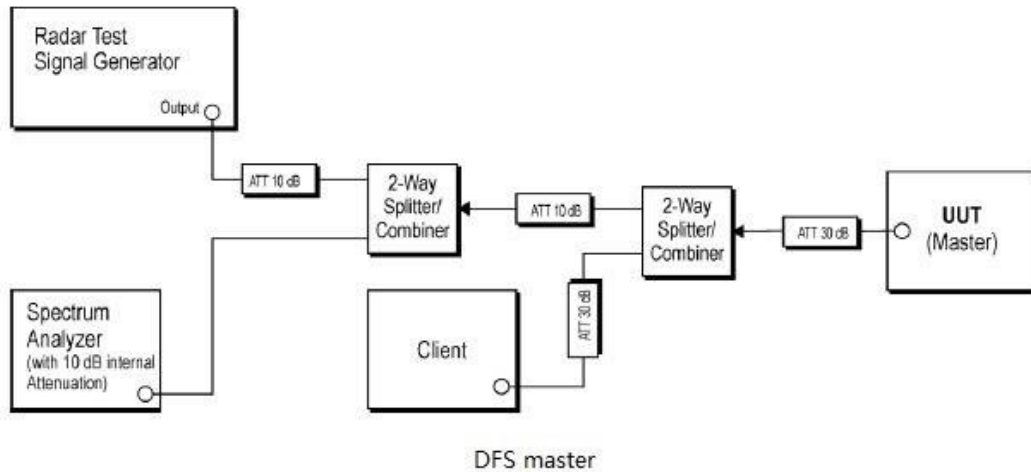
Temperature: 21.4 °C Humidity: 56.9 % RH Atmospheric Pressure: 1020 mbar

Test mode: d:TX mode (Band 2A)\_Keep the EUT in continuously transmitting mode with all modulation types. All data rates for each modulation type have been tested and found the data rate @ 6Mbps is the worst case of IEEE 802.11a; data rate @ MCS0 is the worst case of IEEE 802.11n(HT20); data rate @ MCS0 is the worst case of IEEE 802.11n(HT40); data rate @ MCS0 is the worst case of IEEE 802.11ac(VHT20); data rate @ MCS0 is the worst case of IEEE 802.11ac(VHT40); data rate @ MCS0 is the worst case of IEEE 802.11ac(VHT80). Only the data of worst case is recorded in the report.  
e:TX mode (Band 2C)\_Keep the EUT in continuously transmitting mode with all modulation types. All data rates for each modulation type have been tested and found the data rate @ 6Mbps is the worst case of IEEE 802.11a; data rate @ MCS0 is the worst case of IEEE 802.11n(HT20); data rate @ MCS0 is the worst case of IEEE 802.11n(HT40); data rate @ MCS0 is the worst case of IEEE 802.11ac(VHT20); data rate @ MCS0 is the worst case of IEEE 802.11ac(VHT40); data rate @ MCS0 is the worst case of IEEE 802.11ac(VHT80). Only the data of worst case is recorded in the report.

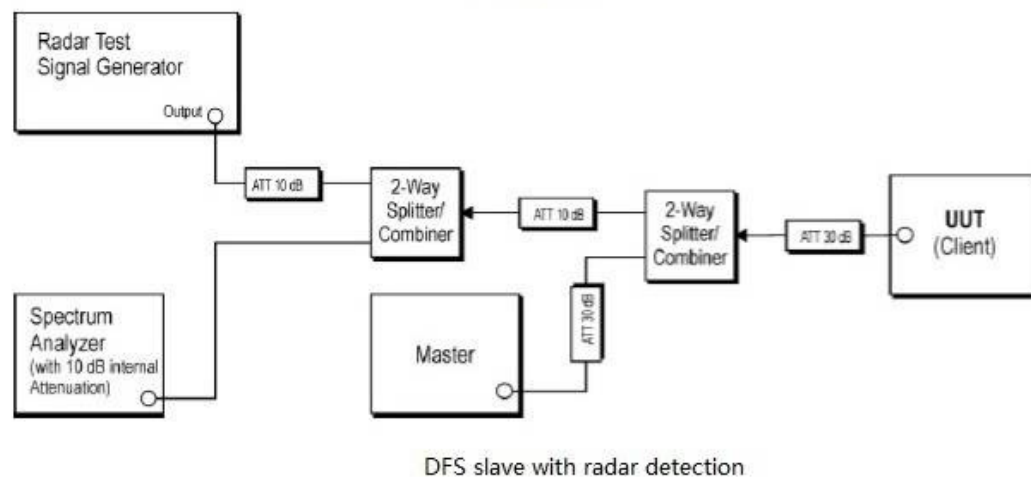


Unless otherwise agreed in writing, this document is issued by the Company subject to its General Conditions of Service printed overleaf, available on request or accessible at <http://www.sgs.com/en/Terms-and-Conditions.aspx> and, for electronic format documents, subject to Terms and Conditions for Electronic Documents at <http://www.sgs.com/en/Terms-and-Conditions/Terms-e-Documents.aspx>. Attention is drawn to the limitation of liability, indemnification and jurisdiction issues defined therein. Any holder of this document is advised that information contained hereon reflects the Company's findings at the time of its intervention only and within the limits of Client's instructions, if any. The Company's sole responsibility is to its Client and this document does not exonerate parties to a transaction from exercising all their rights and obligations under the transaction documents. This document cannot be reproduced except in full, without prior written approval of the Company. Any unauthorized alteration, forgery or falsification of the content or appearance of this document is unlawful and offenders may be prosecuted to the fullest extent of the law. Unless otherwise stated the results shown in this test report refer only to the sample(s) tested and such sample(s) are retained for 30 days only.  
Attention: To check the authenticity of testing / inspection report & certificate, please contact us at telephone: (86-755) 8307 1443, or email: [CN.Doccheck@sgs.com](mailto:CN.Doccheck@sgs.com)

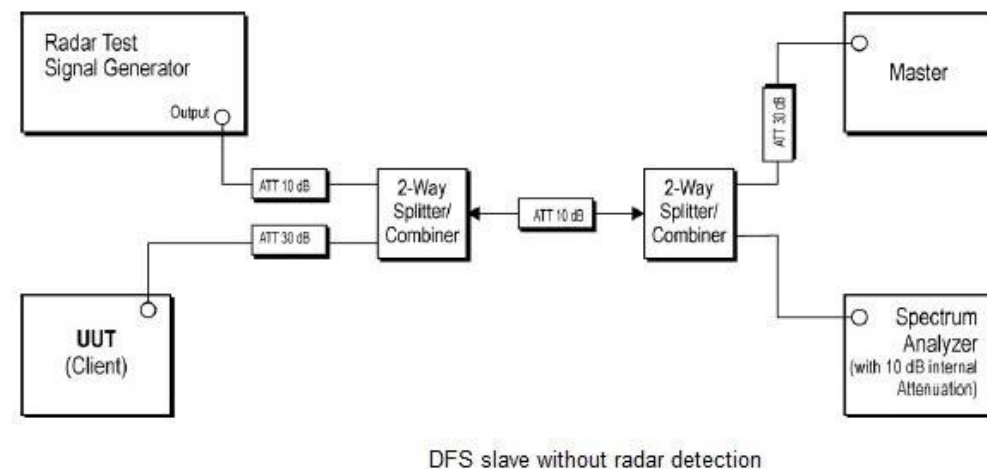
### 7.7.2 Test Setup Diagram



DFS master



DFS slave with radar detection



DFS slave without radar detection



### 7.7.3 Measurement Procedure and Data

- 1) The radar pulse generator is setup to provide a pulse at frequency that the master and client are operating. A type 0 radar pulse with a 1us pulse width and a 1428us PRI is used for the testing.
- 2) The vector signal generator is adjusted to provide the radar burst (18 pulses) at the level of approximately -61dBm at the antenna port of the master device.
- 3) A trigger is provided from the pulse generator to the DFS monitoring system in order to capture the traffic and the occurrence of the radar pulse.
- 4) EUT will associate with the master at channel. The file "iperf.exe" specified by the FCC is streamed from the PC 2 through the master and the client device to the PC 1 and played in full motion video using Media Player Classic Ver. 6.4.8.6 in order to properly load the network for the entire period of the test.
- 5) When radar burst with a level equal to the DFS Detection Threshold +1dB is generated on the operating channel of the U-NII device. At time T0 the radar waveform generator sends a burst of pulse of the radar waveform at Detection Threshold +1dB.
- 6) Observe the transmissions of the EUT at the end of the radar Burst on the Operating Channel. Measure and record the transmissions from the UUT during the observation time (Channel Move Time). One 15 seconds plot is reported for the Short Pulse Radar Type 0. The plot for the Short Pulse Radar Types start at the end of the radar burst. The Channel Move Time will be calculated based on the zoom in 600ms plot of the Short Pulse Radar Type.
- 7) Measurement of the aggregate duration of the Channel Closed Transmission Time method. With the spectrum analyzer set to zero span tuned to the center frequency of the EUT operating channel at the radar simulated frequency, peak detection, and max hold, the dwell time per bin is given by:  $Dwell (0.3ms) = S (12000ms) / B (4000)$ ; where Dwell is the dwell time per spectrum analyzer sampling bin, S is sweep time and B is the number of spectrum analyzer sampling bins. An upper bound of the aggregate duration of the intermittent control signals of Channel Closing Transmission Time is calculated by:  $C (ms) = N \times Dwell (0.3ms)$ ; where C is the Closing Time, N is the number of spectrum analyzer sampling bins (intermittent control signals) showing a U-NII transmission and Dwell is the dwell time per bin.
- 8) Measurement the EUT for more than 30 minutes following the channel move time to verify that no transmission or beacons occur on this channel.

The detailed test data see: Appendix 15.407



## 7.8 DFS: Channel Move Time

Test Requirement KDB 905462 D02 Section 5.1  
Test Method: KDB 905462 D02 Section 7.8.3  
Limit: 10 seconds(should be performed with Radar Type 0. The measurement timing begins at the end of the Radar Type 0 burst)

### 7.8.1 E.U.T. Operation

Operating Environment:

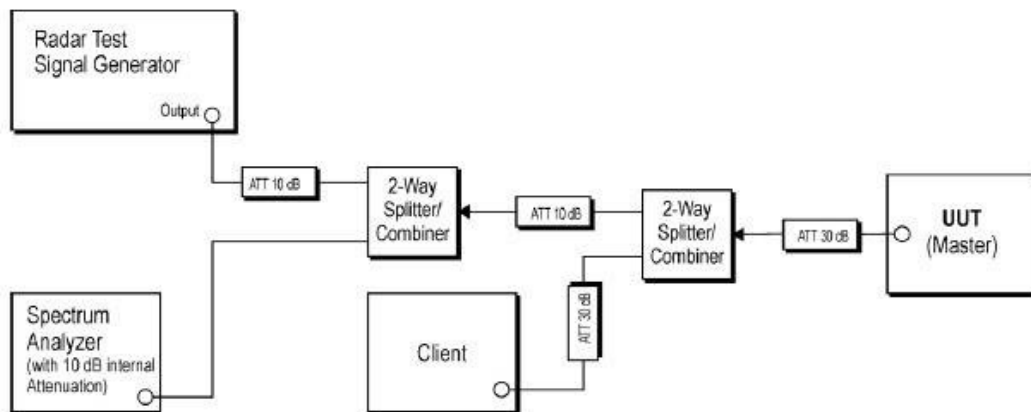
Temperature: 21.4 °C Humidity: 56.9 % RH Atmospheric Pressure: 1020 mbar

Test mode: d:TX mode (Band 2A)\_Keep the EUT in continuously transmitting mode with all modulation types. All data rates for each modulation type have been tested and found the data rate @ 6Mbps is the worst case of IEEE 802.11a; data rate @ MCS0 is the worst case of IEEE 802.11n(HT20); data rate @ MCS0 is the worst case of IEEE 802.11n(HT40); data rate @ MCS0 is the worst case of IEEE 802.11ac(VHT20); data rate @ MCS0 is the worst case of IEEE 802.11ac(VHT40); data rate @ MCS0 is the worst case of IEEE 802.11ac(VHT80). Only the data of worst case is recorded in the report.  
e:TX mode (Band 2C)\_Keep the EUT in continuously transmitting mode with all modulation types. All data rates for each modulation type have been tested and found the data rate @ 6Mbps is the worst case of IEEE 802.11a; data rate @ MCS0 is the worst case of IEEE 802.11n(HT20); data rate @ MCS0 is the worst case of IEEE 802.11n(HT40); data rate @ MCS0 is the worst case of IEEE 802.11ac(VHT20); data rate @ MCS0 is the worst case of IEEE 802.11ac(VHT40); data rate @ MCS0 is the worst case of IEEE 802.11ac(VHT80). Only the data of worst case is recorded in the report.

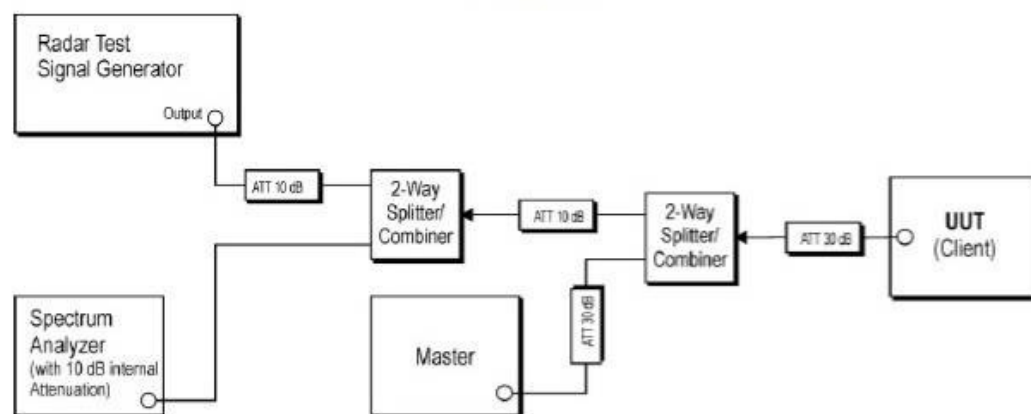


Unless otherwise agreed in writing, this document is issued by the Company subject to its General Conditions of Service printed overleaf, available on request or accessible at <http://www.sgs.com/en/Terms-and-Conditions.aspx> and, for electronic format documents, subject to Terms and Conditions for Electronic Documents at <http://www.sgs.com/en/Terms-and-Conditions/Terms-e-Documents.aspx>. Attention is drawn to the limitation of liability, indemnification and jurisdiction issues defined therein. Any holder of this document is advised that information contained hereon reflects the Company's findings at the time of its intervention only and within the limits of Client's instructions, if any. The Company's sole responsibility is to its Client and this document does not exonerate parties to a transaction from exercising all their rights and obligations under the transaction documents. This document cannot be reproduced except in full, without prior written approval of the Company. Any unauthorized alteration, forgery or falsification of the content or appearance of this document is unlawful and offenders may be prosecuted to the fullest extent of the law. Unless otherwise stated the results shown in this test report refer only to the sample(s) tested and such sample(s) are retained for 30 days only.  
Attention: To check the authenticity of testing / inspection report & certificate, please contact us at telephone: (86-755) 8307 1443, or email: [CN.Doccheck@sgs.com](mailto:CN.Doccheck@sgs.com)

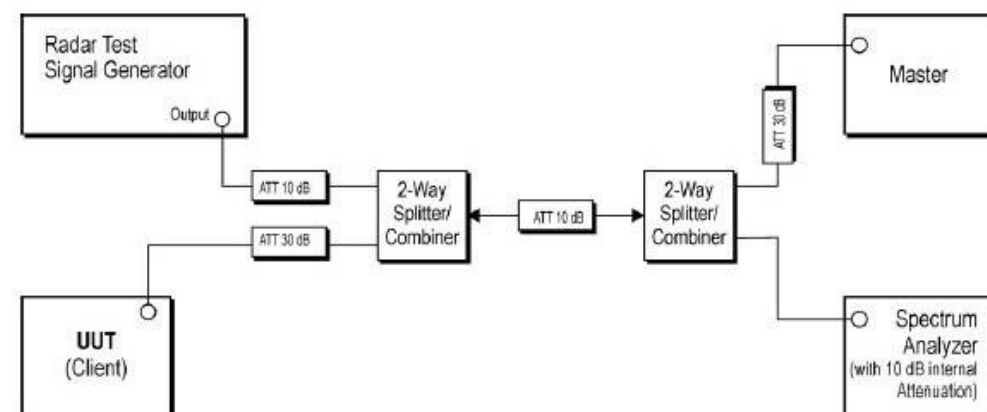
### 7.8.2 Test Setup Diagram



DFS master



DFS slave with radar detection



DFS slave without radar detection



### 7.8.3 Measurement Procedure and Data

- 1) The radar pulse generator is setup to provide a pulse at frequency that the master and client are operating. A type 0 radar pulse with a 1us pulse width and a 1428us PRI is used for the testing.
- 2) The vector signal generator is adjusted to provide the radar burst (18 pulses) at the level of approximately -61dBm at the antenna port of the master device.
- 3) A trigger is provided from the pulse generator to the DFS monitoring system in order to capture the traffic and the occurrence of the radar pulse.
- 4) EUT will associate with the master at channel. The file "iperf.exe" specified by the FCC is streamed from the PC 2 through the master and the client device to the PC 1 and played in full motion video using Media Player Classic Ver. 6.4.8.6 in order to properly load the network for the entire period of the test.
- 5) When radar burst with a level equal to the DFS Detection Threshold +1dB is generated on the operating channel of the U-NII device. At time T0 the radar waveform generator sends a burst of pulse of the radar waveform at Detection Threshold +1dB.
- 6) Observe the transmissions of the EUT at the end of the radar Burst on the Operating Channel. Measure and record the transmissions from the UUT during the observation time (Channel Move Time). One 15 seconds plot is reported for the Short Pulse Radar Type 0. The plot for the Short Pulse Radar Types start at the end of the radar burst. The Channel Move Time will be calculated based on the zoom in 600ms plot of the Short Pulse Radar Type.
- 7) Measurement of the aggregate duration of the Channel Closed Transmission Time method. With the spectrum analyzer set to zero span tuned to the center frequency of the EUT operating channel at the radar simulated frequency, peak detection, and max hold, the dwell time per bin is given by:  $Dwell (0.3ms) = S (12000ms) / B (4000)$ ; where Dwell is the dwell time per spectrum analyzer sampling bin, S is sweep time and B is the number of spectrum analyzer sampling bins. An upper bound of the aggregate duration of the intermittent control signals of Channel Closing Transmission Time is calculated by:  $C (ms) = N \times Dwell (0.3ms)$ ; where C is the Closing Time, N is the number of spectrum analyzer sampling bins (intermittent control signals) showing a U-NII transmission and Dwell is the dwell time per bin.
- 8) Measurement the EUT for more than 30 minutes following the channel move time to verify that no transmission or beacons occur on this channel.

The detailed test data see: Appendix 15.407

## 7.9 DFS: Channel Closing Transmission Time

Test Requirement	KDB 905462 D02 Section 5.1
Test Method:	KDB 905462 D02 Section 7.8.3
Limit:	200 milliseconds + an aggregate of 60 milliseconds over remaining 10 second period(should be performed with Radar Type 0. The measurement timing begins at the end of the Radar Type 0 burst. It is comprised of 200 milliseconds starting at the beginning of the Channel Move Time plus any additional intermittent control signals required facilitating a Channel move (an aggregate of 60 milliseconds) during the remainder of the 10 second period. The aggregate duration of control signals will not count quiet periods in between transmissions)

### 7.9.1 E.U.T. Operation

Operating Environment:

Temperature: 21.4 °C Humidity: 56.8 % RH Atmospheric Pressure: 1020 mbar

Test mode: d:TX mode (Band 2A)\_Keep the EUT in continuously transmitting mode with all modulation types. All data rates for each modulation type have been tested and found the data rate @ 6Mbps is the worst case of IEEE 802.11a; data rate @ MCS0 is the worst case of IEEE 802.11n(HT20); data rate @ MCS0 is the worst case of IEEE 802.11n(HT40); data rate @ MCS0 is the worst case of IEEE 802.11ac(VHT20); data rate @ MCS0 is the worst case of IEEE 802.11ac(VHT40); data rate @ MCS0 is the worst case of IEEE 802.11ac(VHT80). Only the data of worst case is recorded in the report.

e:TX mode (Band 2C)\_Keep the EUT in continuously transmitting mode with all modulation types. All data rates for each modulation type have been tested and found the data rate @ 6Mbps is the worst case of IEEE 802.11a; data rate @ MCS0 is the worst case of IEEE 802.11n(HT20); data rate @ MCS0 is the worst case of IEEE 802.11n(HT40); data rate @ MCS0 is the worst case of IEEE 802.11ac(VHT20); data rate @ MCS0 is the worst case of IEEE 802.11ac(VHT40); data rate @ MCS0 is the worst case of IEEE 802.11ac(VHT80). Only the data of worst case is recorded in the report.

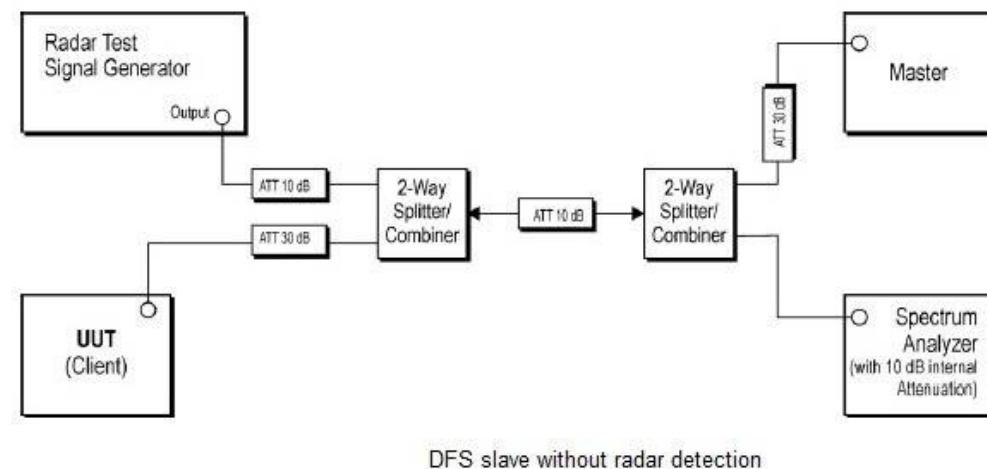
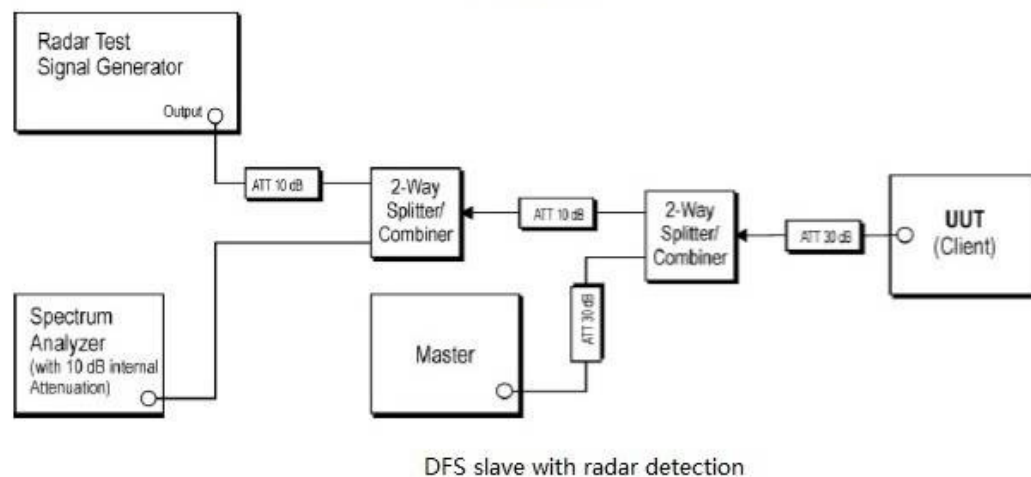
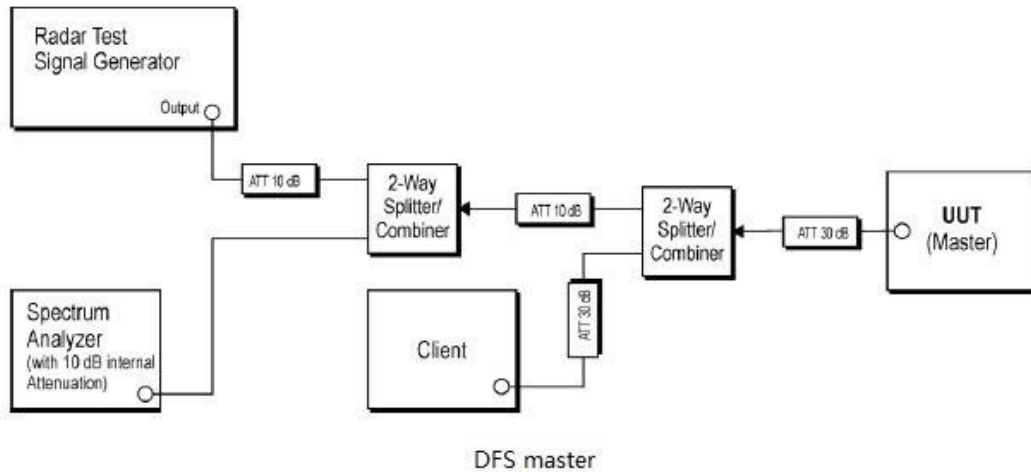


Unless otherwise agreed in writing, this document is issued by the Company subject to its General Conditions of Service printed overleaf, available on request or accessible at <http://www.sgs.com/en/Terms-and-Conditions.aspx> and, for electronic format documents, subject to Terms and Conditions for Electronic Documents at <http://www.sgs.com/en/Terms-and-Conditions/Terms-e-Documents.aspx>. Attention is drawn to the limitation of liability, indemnification and jurisdiction issues defined therein. Any holder of this document is advised that information contained hereon reflects the Company's findings at the time of its intervention only and within the limits of Client's instructions, if any. The Company's sole responsibility is to its Client and this document does not exonerate parties to a transaction from exercising all their rights and obligations under the transaction documents. This document cannot be reproduced except in full, without prior written approval of the Company. Any unauthorized alteration, forgery or falsification of the content or appearance of this document is unlawful and offenders may be prosecuted to the fullest extent of the law. Unless otherwise stated the results shown in this test report refer only to the sample(s) tested and such sample(s) are retained for 30 days only.

Attention: To check the authenticity of testing / inspection report & certificate, please contact us at telephone: (86-755) 8307 1443, or email: [CN.Doccheck@sgs.com](mailto:CN.Doccheck@sgs.com)



### 7.9.2 Test Setup Diagram



### 7.9.3 Measurement Procedure and Data

- 1) The radar pulse generator is setup to provide a pulse at frequency that the master and client are operating. A type 0 radar pulse with a 1us pulse width and a 1428us PRI is used for the testing.
- 2) The vector signal generator is adjusted to provide the radar burst (18 pulses) at the level of approximately -61dBm at the antenna port of the master device.
- 3) A trigger is provided from the pulse generator to the DFS monitoring system in order to capture the traffic and the occurrence of the radar pulse.
- 4) EUT will associate with the master at channel. The file "iperf.exe" specified by the FCC is streamed from the PC 2 through the master and the client device to the PC 1 and played in full motion video using Media Player Classic Ver. 6.4.8.6 in order to properly load the network for the entire period of the test.
- 5) When radar burst with a level equal to the DFS Detection Threshold +1dB is generated on the operating channel of the U-NII device. At time T0 the radar waveform generator sends a burst of pulse of the radar waveform at Detection Threshold +1dB.
- 6) Observe the transmissions of the EUT at the end of the radar Burst on the Operating Channel. Measure and record the transmissions from the UUT during the observation time (Channel Move Time). One 15 seconds plot is reported for the Short Pulse Radar Type 0. The plot for the Short Pulse Radar Types start at the end of the radar burst. The Channel Move Time will be calculated based on the zoom in 600ms plot of the Short Pulse Radar Type.
- 7) Measurement of the aggregate duration of the Channel Closed Transmission Time method. With the spectrum analyzer set to zero span tuned to the center frequency of the EUT operating channel at the radar simulated frequency, peak detection, and max hold, the dwell time per bin is given by:  $Dwell (0.3ms) = S (12000ms) / B (4000)$ ; where Dwell is the dwell time per spectrum analyzer sampling bin, S is sweep time and B is the number of spectrum analyzer sampling bins. An upper bound of the aggregate duration of the intermittent control signals of Channel Closing Transmission Time is calculated by:  $C (ms) = N \times Dwell (0.3ms)$ ; where C is the Closing Time, N is the number of spectrum analyzer sampling bins (intermittent control signals) showing a U-NII transmission and Dwell is the dwell time per bin.
- 8) Measurement the EUT for more than 30 minutes following the channel move time to verify that no transmission or beacons occur on this channel.

The detailed test data see: Appendix 15.407



Unless otherwise agreed in writing, this document is issued by the Company subject to its General Conditions of Service printed overleaf, available on request or accessible at <http://www.sgs.com/en/Terms-and-Conditions.aspx> and, for electronic format documents, subject to Terms and Conditions for Electronic Documents at <http://www.sgs.com/en/Terms-and-Conditions/Terms-e-Documents.aspx>. Attention is drawn to the limitation of liability, indemnification and jurisdiction issues defined therein. Any holder of this document is advised that information contained hereon reflects the Company's findings at the time of its intervention only and within the limits of Client's instructions, if any. The Company's sole responsibility is to its Client and this document does not exonerate parties to a transaction from exercising all their rights and obligations under the transaction documents. This document cannot be reproduced except in full, without prior written approval of the Company. Any unauthorized alteration, forgery or falsification of the content or appearance of this document is unlawful and offenders may be prosecuted to the fullest extent of the law. Unless otherwise stated the results shown in this test report refer only to the sample(s) tested and such sample(s) are retained for 30 days only.  
Attention: To check the authenticity of testing / inspection report & certificate, please contact us at telephone: (86-755) 8307 1443, or email: [CN.Doccheck@sgs.com](mailto:CN.Doccheck@sgs.com)

SGS-CSTC Standards Technical Services Co., Ltd.  
Shenzhen Branch (China) SGS-CSTC Laboratory

No.1 Workshop, M-10, Middle Section, Science & Technology Park, Shenzhen, China 518057 t (86-755) 26012053 f (86-755) 26710594 www.sgs.com.cn  
中国·深圳·科技园中区M-10栋一号厂房 邮编: 518057 t (86-755) 26012053 f (86-755) 26710594 sgs.china@sgs.com

## 7.10 Radiated Emissions

Test Requirement	47 CFR Part 15, Subpart C 15.209 & 15.407(b)
Test Method:	KDB 789033 D02 II G
Measurement Distance:	3m
Limit:	
For transmitters operating in the 5.15-5.25 GHz band:	All emissions outside of the 5.15-5.35 GHz band shall not exceed an e.i.r.p. of -27 dBm/MHz (68.2dBuV/m).
For transmitters operating in the 5.25-5.35 GHz band:	All emissions outside of the 5.15-5.35 GHz band shall not exceed an e.i.r.p. of -27 dBm/MHz (68.2dBuV/m).
For transmitters operating in the 5.47-5.725 GHz band:	All emissions outside of the 5.47-5.725 GHz band shall not exceed an e.i.r.p. of -27 dBm/MHz (68.2dBuV/m).
For transmitters operating in the 5.725-5.85 GHz band:	(i) All emissions shall be limited to a level of -27 dBm/MHz (68.2dBuV/m) at 75 MHz or more above or below the band edge increasing linearly to 10 dBm/MHz (105.2dBuV/m) at 25 MHz above or below the band edge, and from 25 MHz above or below the band edge increasing linearly to a level of 15.6 dBm/MHz (110.8dBuV/m) at 5 MHz above or below the band edge, and from 5 MHz above or below the band edge increasing linearly to a level of 27 dBm/MHz (122.2dBuV/m) at the band edge.

Frequency(MHz)	Field strength(microvolts/meter)	Measurement distance(meters)
0.009-0.490	2400/F(kHz)	300
0.490-1.705	24000/F(kHz)	30
1.705-30.0	30	30
30-88	100	3
88-216	150	3
216-960	200	3
Above 960	500	3

Remark: The emission limits shown in the above table are based on measurements employing a CISPR quasi-peak detector except for the frequency bands 9-90kHz, 110-490kHz and above 1000 MHz. Radiated emission limits in these three bands are based on measurements employing an average detector, the peak field strength of any emission shall not exceed the maximum permitted average limits specified above by more than 20 dB under any condition of modulation.

### 7.10.1 E.U.T. Operation

Operating Environment:

Temperature: 23.5 °C Humidity: 56.3 % RH Atmospheric Pressure: 1020 mbar

Test mode: c:TX mode (Band 1)\_Keep the EUT in continuously transmitting mode with all modulation types. All data rates for each modulation type have been tested and found the data rate @ 6Mbps is the worst case of IEEE 802.11a; data rate @ MCS0 is the worst case of IEEE 802.11n(HT20); data rate @ MCS0 is the worst case of IEEE 802.11n(HT40); data rate @ MCS0 is the worst case of IEEE 802.11ac(VHT20); data rate @ MCS0 is the worst case of IEEE 802.11ac(VHT40); data rate @ MCS0 is the worst case of IEEE 802.11ac(VHT80). Only the data of worst case is recorded in the report.

d:TX mode (Band 2A)\_Keep the EUT in continuously transmitting mode with all modulation types. All data rates for each modulation type have been tested and found the data rate @ 6Mbps is the worst case of IEEE 802.11a; data rate @ MCS0 is the worst case of IEEE 802.11n(HT20); data rate @ MCS0 is the worst case of IEEE 802.11n(HT40); data rate @ MCS0 is the worst case of IEEE 802.11ac(VHT20); data rate @ MCS0 is the worst case of IEEE 802.11ac(VHT40); data rate @ MCS0 is the worst case of IEEE 802.11ac(VHT80). Only the data of worst case is recorded in the report.

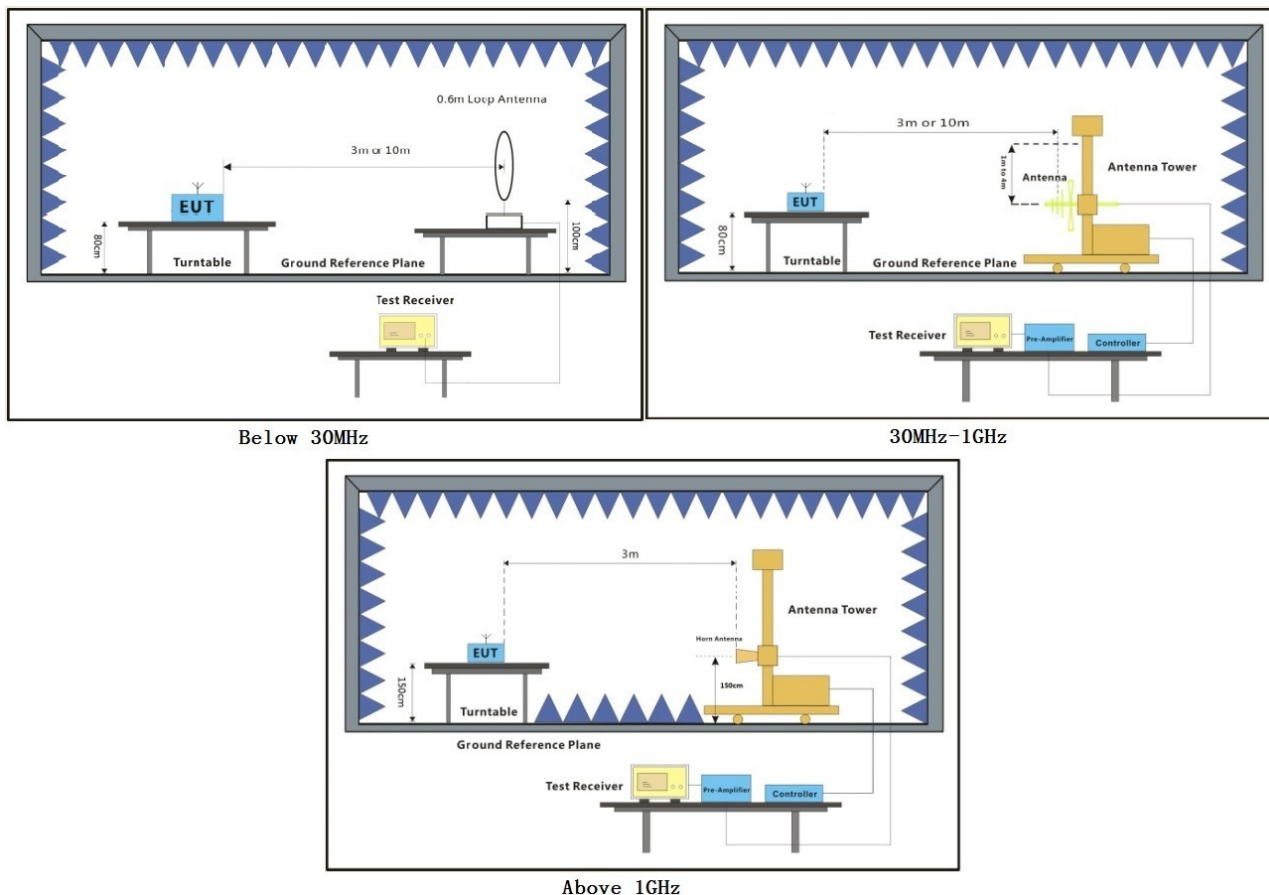
e:TX mode (Band 2C)\_Keep the EUT in continuously transmitting mode with all modulation types. All data rates for each modulation type have been tested and found the data rate @ 6Mbps is the worst case of IEEE 802.11a; data rate @ MCS0 is the worst case of IEEE 802.11n(HT20); data rate @ MCS0 is the worst case of IEEE 802.11n(HT40); data rate @ MCS0 is the worst case of IEEE 802.11ac(VHT20); data rate @ MCS0 is the worst case of IEEE 802.11ac(VHT40); data rate @ MCS0 is the worst case of IEEE 802.11ac(VHT80). Only the data of worst case is recorded in the report.

f:TX mode (Band 3)\_Keep the EUT in continuously transmitting mode with all modulation types. All data rates for each modulation type have been tested and found the data rate @ 6Mbps is the worst case of IEEE 802.11a; data rate @ MCS0 is the worst case of IEEE 802.11n(HT20); data rate @ MCS0 is the worst case of IEEE 802.11n(HT40); data rate @ MCS0 is the worst case of IEEE 802.11ac(VHT20); data rate @ MCS0 is the worst case of IEEE 802.11ac(VHT40); data rate @ MCS0 is the worst case of IEEE 802.11ac(VHT80). Only the data of worst case is recorded in the report.





### 7.10.2 Test Setup Diagram



### 7.10.3 Measurement Procedure and Data

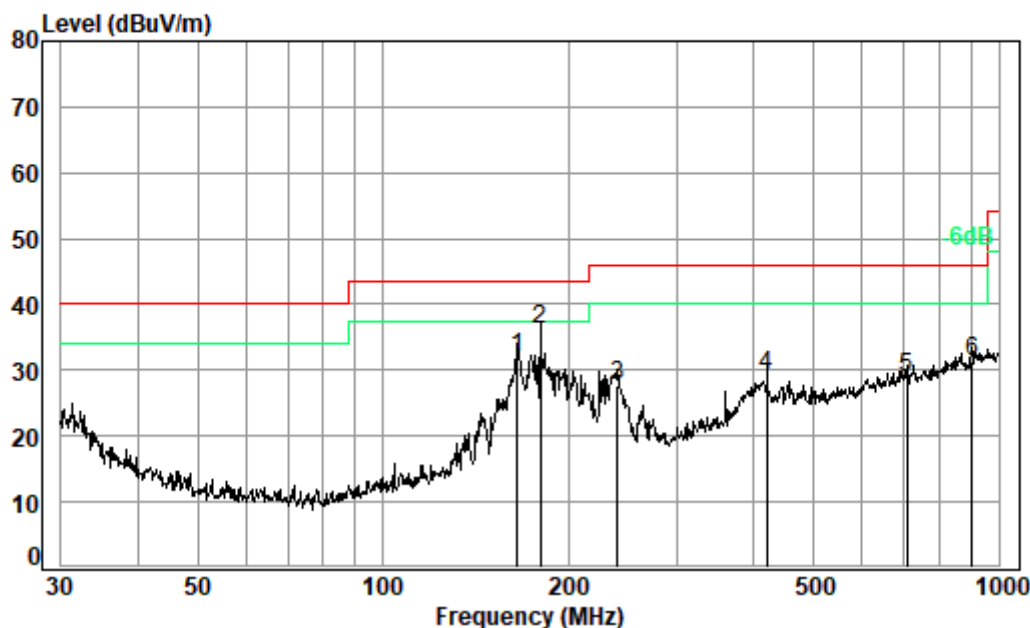
- a. For below 1GHz, the EUT was placed on the top of a rotating table 0.8 meters above the ground at a 3 or 10 meter semi-anechoic chamber. The table was rotated 360 degrees to determine the position of the highest radiation.
- b. For above 1GHz, the EUT was placed on the top of a rotating table 1.5 meters above the ground at a 3 meter fully-anechoic chamber. The table was rotated 360 degrees to determine the position of the highest radiation.
- c. The EUT was set 3 or 10 meters away from the interference-receiving antenna, which was mounted on the top of a variable-height antenna tower.
- d. The antenna height is varied from one meter to four meters above the ground to determine the maximum value of the field strength. Both horizontal and vertical polarizations of the antenna are set to make the measurement.
- e. For each suspected emission, the EUT was arranged to its worst case and then the antenna was tuned to heights from 1 meter to 4 meters (for the test frequency of below 30MHz, the antenna was tuned to heights 1 meter) and the rotatable table was turned from 0 degrees to 360 degrees to find the maximum reading.
- f. The test-receiver system was set to Peak Detect Function and Specified Bandwidth with Maximum Hold Mode.
- g. If the emission level of the EUT in peak mode was 10dB lower than the limit specified, then testing could be stopped and the peak values of the EUT would be reported. Otherwise the emissions that did not have 10dB margin would be re-tested one by one using peak, quasi-peak or average method as specified and then reported in a data sheet.
- h. Test the EUT in the lowest channel, the middle channel, the Highest channel.
- i. The radiation measurements are performed in X, Y, Z axis positioning for Transmitting mode, and found the X axis positioning which it is the worst case.
- j. Repeat above procedures until all frequencies measured was complete.

Remark:

1. Level= Read Level+ Cable Loss+ Antenna Factor- Preamp Factor
2. For emission below 1GHz, through the pre-scan found the worst case is the lowest channel of 802.11a. Only the worst case is recorded in the report.
3. Scan from 9kHz to 40GHz, the disturbance above 18GHz and below 30MHz was very low. The points marked on above plots are the highest emissions could be found when testing, so only above points had been displayed. The amplitude of spurious emissions from the radiator which are attenuated more than 20dB below the limit need not be reported.
4. As shown in this section, for frequencies above 1GHz, the field strength limits are based on average limits. However, the peak field strength of any emission shall not exceed the maximum permitted average limits specified above by more than 20 dB under any condition of modulation. For the emissions whose peak level is lower than the average limit, only the peak measurement is shown in the report.
5. Pretest the EUT at antenna 1 and antenna 2, found the antenna 1 which is worst case for 802.11a mode, Pretest the EUT at antenna 1, antenna 2 and MIMO mode, found the MIMO mode which is worst case for 802.11n/ac mode; So, Only the worst test data is recorded in the report.

### Radiated emission below 1GHz

Mode:c; Polarization:Horizontal;



Condition: 3m HORIZONTAL

Job No. : 00644CR

Test mode: c

	Freq	Cable	Ant	Preamp	Read	Limit	Over	
		Loss	Factor	Factor	Level	Line	Limit	Remark
	MHz	dB	dB/m	dB	dBuV	dBuV/m	dBuV/m	dB
1	165.49	1.35	15.61	27.30	42.38	32.04	43.50	-11.46 QP
2 pp	180.02	1.37	15.90	27.24	46.13	36.16	43.50	-7.34 QP
3	239.99	1.62	18.80	27.04	34.40	27.78	46.00	-18.22 QP
4	420.58	2.29	22.89	27.51	31.50	29.17	46.00	-16.83 QP
5	709.18	2.93	27.96	27.91	25.78	28.76	46.00	-17.24 QP
6	903.31	3.60	29.82	27.28	25.20	31.34	46.00	-14.66 QP

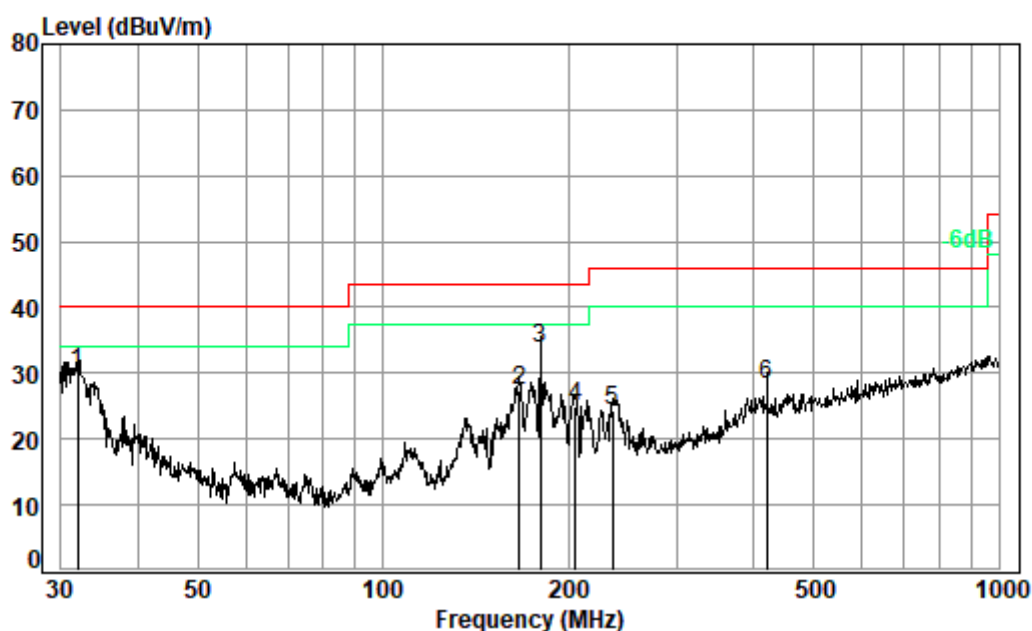


Unless otherwise agreed in writing, this document is issued by the Company subject to its General Conditions of Service printed overleaf, available on request or accessible at <http://www.sgs.com/en/Terms-and-Conditions.aspx> and, for electronic format documents, subject to Terms and Conditions for Electronic Documents at <http://www.sgs.com/en/Terms-and-Conditions/Terms-e-Documents.aspx>. Attention is drawn to the limitation of liability, indemnification and jurisdiction issues defined therein. Any holder of this document is advised that information contained hereon reflects the Company's findings at the time of its intervention only and within the limits of Client's instructions, if any. The Company's sole responsibility is to its Client and this document does not exonerate parties to a transaction from exercising all their rights and obligations under the transaction documents. This document cannot be reproduced except in full, without prior written approval of the Company. Any unauthorized alteration, forgery or falsification of the content or appearance of this document is unlawful and offenders may be prosecuted to the fullest extent of the law. Unless otherwise stated the results shown in this test report refer only to the sample(s) tested and such sample(s) are retained for 30 days only.

SGS-CSTC Standards Technical Services Co., Ltd.  
Shenzhen Branch

No.1 Workshop, M-10, Middle Section, Science & Technology Park, Shenzhen, China 518057 t (86-755) 26012053 f (86-755) 26710594 www.sgs.com.cn  
中国·深圳·科技园中区M-10栋一号厂房 邮编: 518057 t (86-755) 26012053 f (86-755) 26710594 sgs.china@sgs.com

Mode:c; Polarization:Vertical;



Condition: 3m VERTICAL

Job No. : 00644CR

Test mode: c

	Freq	Cable	Ant	Preamp	Read	Limit	Over	
	MHz	Loss	Factor	Factor	Level	Level	Line	Limit Remark
	MHz	dB	dB/m	dB	dBuV	dBuV/m	dBuV/m	dB
1	31.95	0.60	21.40	27.72	35.80	30.08	40.00	-9.92 QP
2	166.65	1.35	15.64	27.29	37.72	27.42	43.50	-16.08 QP
3 pp	180.02	1.37	15.90	27.24	43.61	33.64	43.50	-9.86 QP
4	205.68	1.43	16.71	27.15	33.91	24.90	43.50	-18.60 QP
5	235.82	1.60	18.48	27.05	31.17	24.20	46.00	-21.80 QP
6	420.58	2.29	22.89	27.51	30.56	28.23	46.00	-17.77 QP



Unless otherwise agreed in writing, this document is issued by the Company subject to its General Conditions of Service printed overleaf, available on request or accessible at <http://www.sgs.com/en/Terms-and-Conditions.aspx> and, for electronic format documents, subject to Terms and Conditions for Electronic Documents at <http://www.sgs.com/en/Terms-and-Conditions/Terms-e-Documents.aspx>. Attention is drawn to the limitation of liability, indemnification and jurisdiction issues defined therein. Any holder of this document is advised that information contained hereon reflects the Company's findings at the time of its intervention only and within the limits of Client's instructions, if any. The Company's sole responsibility is to its Client and this document does not exonerate parties to a transaction from exercising all their rights and obligations under the transaction documents. This document cannot be reproduced except in full, without prior written approval of the Company. Any unauthorized alteration, forgery or falsification of the content or appearance of this document is unlawful and offenders may be prosecuted to the fullest extent of the law. Unless otherwise stated the results shown in this test report refer only to the sample(s) tested and such sample(s) are retained for 30 days only.

Attention: To check the authenticity of testing /inspection report and certificate, please contact us at telephone: (86-755) 8307 1443, or email: CN.Doccheck@sgs.com

SGS-CSTC Standards Technical Services Co., Ltd.  
Shenzhen Branch

No.1 Workshop, M-10, Middle Section, Science & Technology Park, Shenzhen, China 518057

中国·深圳·科技园中区M-10栋一号厂房

t (86-755) 26012053 f (86-755) 26710594

邮编: 518057 t (86-755) 26012053 f (86-755) 26710594

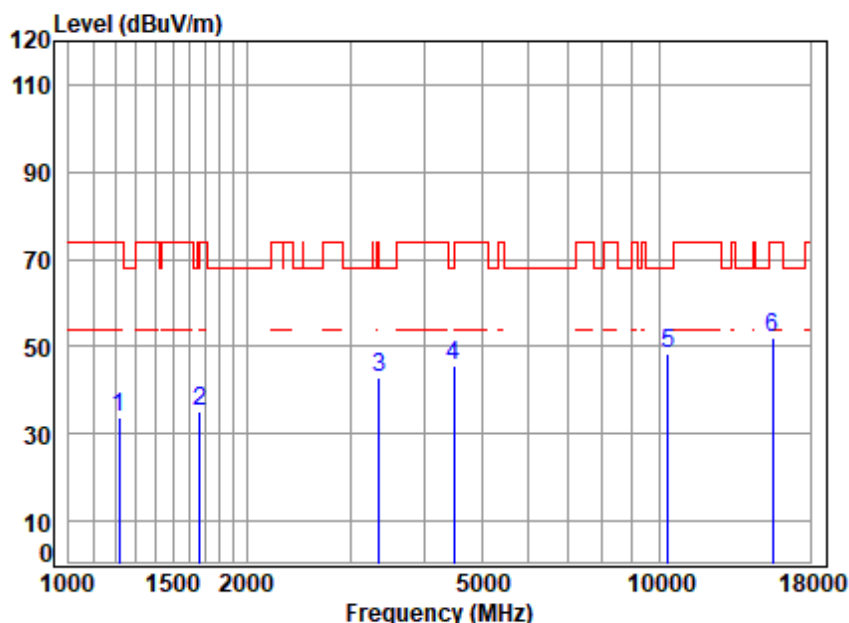
www.sgs.com.cn

sgs.china@sgs.com



### Transmitter emission Above 1GHz

Mode:c; Polarization:Horizontal; Modulation:802.11a; bandwidth:20MHz; Channel:Low

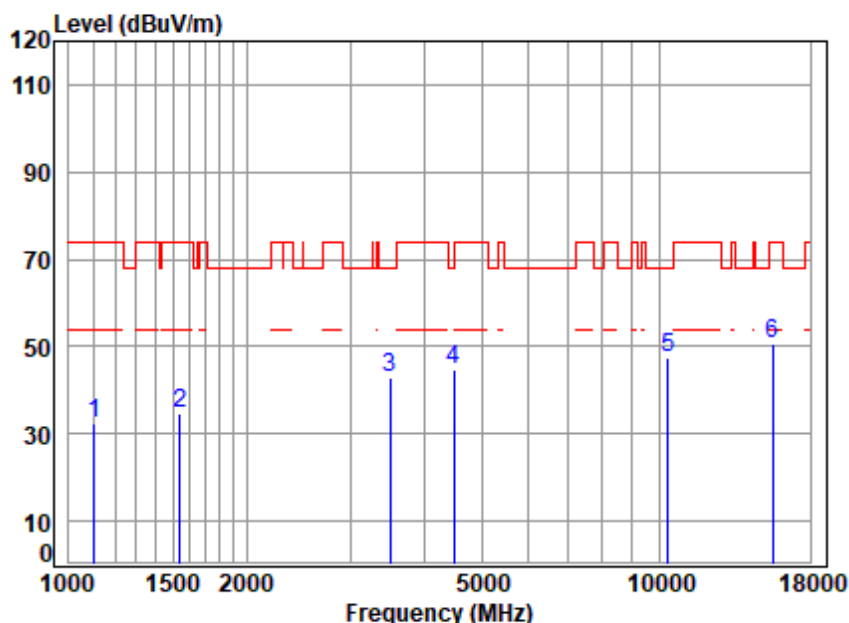


Site : chamber  
Condition: 3m HORIZONTAL  
Job No : 00644CR  
Mode : 5180 TX RSE  
Note : 5G WIFI 11A

		Cable	Ant	Preamp	Read	Limit	Over	
Freq		Loss	Factor	Factor	Level	Level	Line	Limit Remark
MHz		dB	dB/m	dB	dBuV	dBuV/m	dBuV/m	dB
1	1217.190	2.68	24.67	40.30	46.59	33.64	74.00	-40.36 peak
2	1667.951	3.20	26.54	40.61	45.78	34.91	74.00	-39.09 peak
3	3357.061	5.78	31.48	41.57	47.25	42.94	74.00	-31.06 peak
4	4482.150	6.43	33.57	42.54	48.33	45.79	68.20	-22.41 peak
5	10360.000	9.62	37.76	38.17	39.05	48.26	68.20	-19.94 peak
6	15540.000	12.08	40.72	40.58	39.94	52.16	74.00	-21.84 peak



Mode:c; Polarization:Vertical; Modulation:802.11a; bandwidth:20MHz; Channel:Low

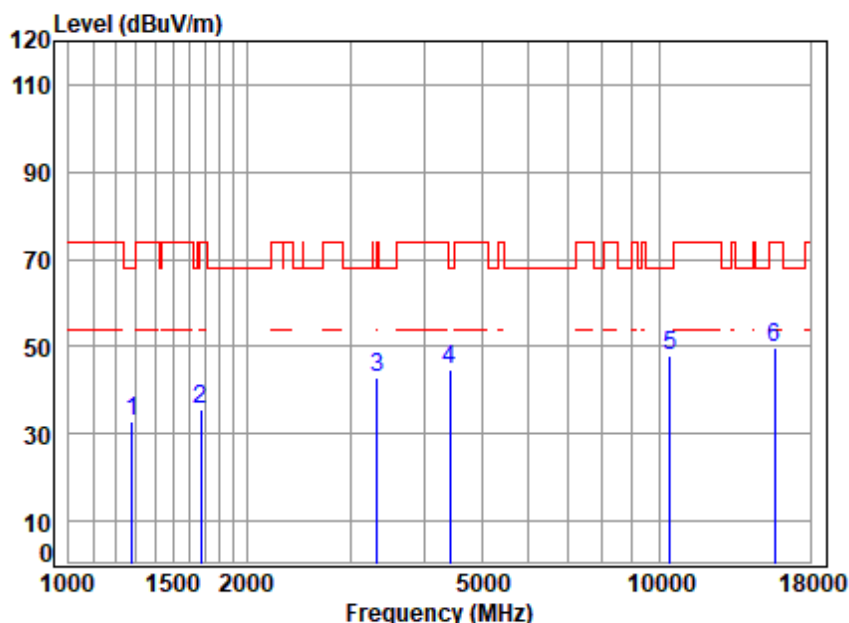


Site : chamber  
Condition: 3m VERTICAL  
Job No : 00644CR  
Mode : 5180 TX RSE  
Note : 5G WIFI 11A

		Cable	Ant	Preamp	Read		Limit	Over	
	Freq	Loss	Factor	Factor	Level	Level	Line	Limit	Remark
	MHz	dB	dB/m	dB	dBuV	dBuV/m	dBuV/m	dB	
1	1103.264	2.20	24.13	40.20	46.20	32.33	74.00	-41.67	peak
2	1542.733	2.97	26.00	40.53	46.30	34.74	74.00	-39.26	peak
3	3495.691	5.45	31.69	41.71	47.55	42.98	68.20	-25.22	peak
4	4482.150	6.43	33.57	42.54	47.09	44.55	68.20	-23.65	peak
5	10360.000	9.62	37.76	38.17	38.31	47.52	68.20	-20.68	peak
6	15540.000	12.08	40.72	40.58	38.42	50.64	74.00	-23.36	peak



Mode:c; Polarization:Horizontal; Modulation:802.11a; bandwidth:20MHz; Channel:middle

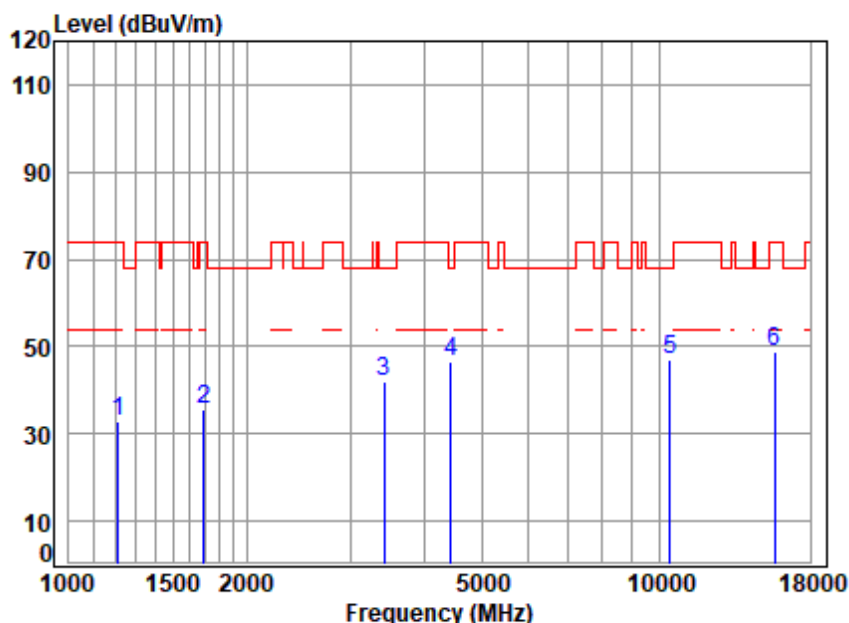


Site : chamber  
Condition: 3m HORIZONTAL  
Job No : 00644CR  
Mode : 5220 TX RSE  
Note : 5G WIFI 11A

		Cable	Ant	Preamp	Read		Limit	Over	
	Freq	Loss	Factor	Factor	Level	Level	Line	Limit	Remark
	MHz	dB	dB/m	dB	dBuV	dBuV/m	dBuV/m	dB	
1	1282.193	2.85	24.95	40.35	45.42	32.87	68.20	-35.33	peak
2	1672.779	3.21	26.56	40.62	46.66	35.81	74.00	-38.19	peak
3	3328.077	5.90	31.44	41.55	47.07	42.86	68.20	-25.34	peak
4	4417.841	6.63	33.46	42.49	47.20	44.80	68.20	-23.40	peak
5	10440.000	9.49	37.72	38.21	38.87	47.87	68.20	-20.33	peak
6	15660.000	11.70	40.80	40.58	37.80	49.72	74.00	-24.28	peak



Mode:c; Polarization:Vertical; Modulation:802.11a; bandwidth:20MHz; Channel:middle



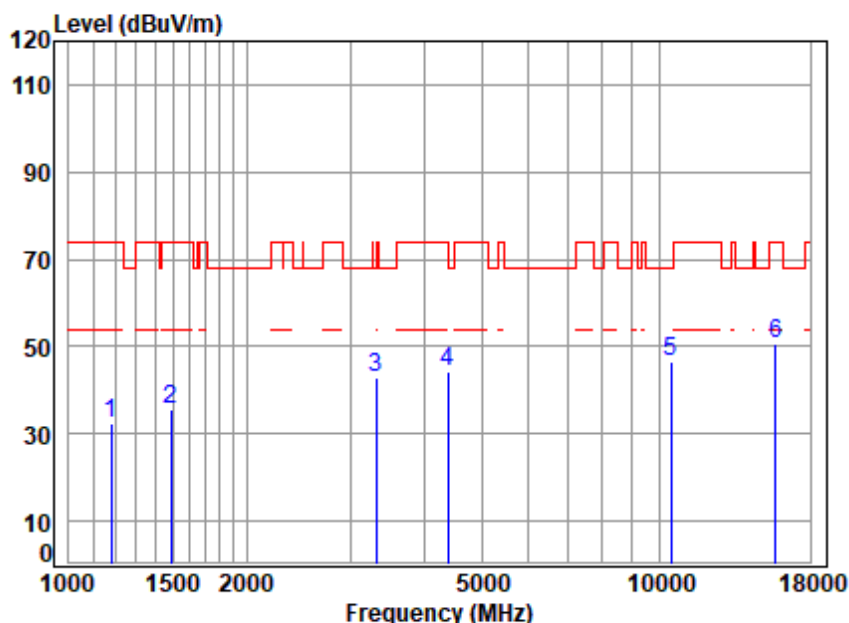
Site : chamber  
Condition: 3m VERTICAL  
Job No : 00644CR  
Mode : 5220 TX RSE  
Note : 5G WIFI 11A

		Cable	Ant	Preamp	Read		Limit	Over	
	Freq	Loss	Factor	Factor	Level	Level	Line	Limit	Remark
	MHz	dB	dB/m	dB	dBuV	dBuV/m	dBuV/m	dB	
1	1213.677	2.67	24.65	40.29	45.86	32.89	74.00	-41.11	peak
2	1692.231	3.28	26.64	40.63	46.47	35.76	74.00	-38.24	peak
3	3415.787	5.57	31.57	41.63	46.65	42.16	68.20	-26.04	peak
4	4430.628	6.59	33.48	42.50	48.90	46.47	68.20	-21.73	peak
5	10440.000	9.49	37.72	38.21	37.88	46.88	68.20	-21.32	peak
6	15660.000	11.70	40.80	40.58	36.77	48.69	74.00	-25.31	peak





Mode:c; Polarization:Horizontal; Modulation:802.11a; bandwidth:20MHz; Channel:High

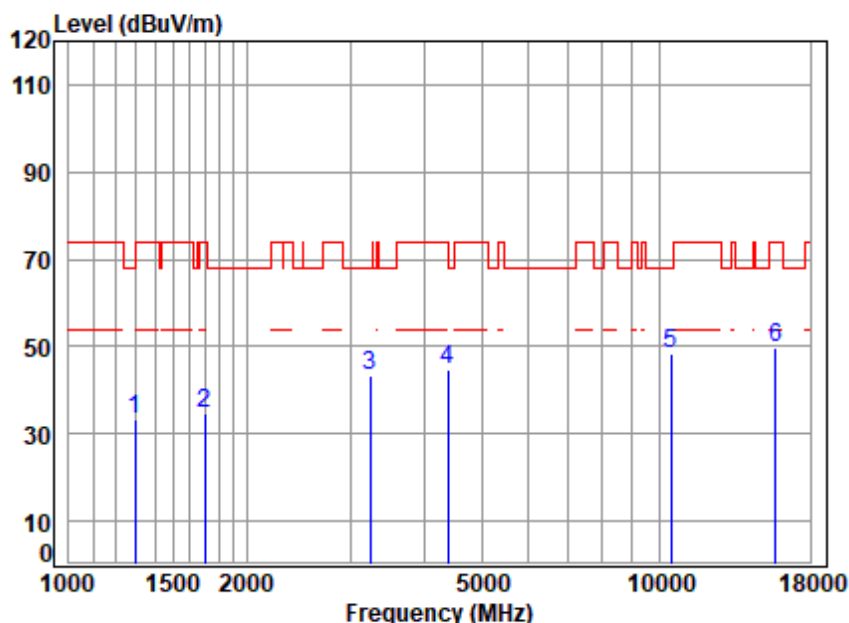


Site : chamber  
Condition: 3m HORIZONTAL  
Job No : 00644CR  
Mode : 5240 TX RSE  
Note : 5G WIFI 11A

		Cable	Ant	Preamp	Read	Limit	Over	
Freq		Loss	Factor	Factor	Level	Level	Line	Limit Remark
MHz		dB	dB/m	dB	dBuV	dBuV/m	dBuV/m	dB
1	1179.100	2.54	24.49	40.26	45.74	32.51	74.00	-41.49 peak
2	1490.142	2.93	25.76	40.50	47.26	35.45	74.00	-38.55 peak
3	3318.471	5.94	31.42	41.54	47.18	43.00	68.20	-25.20 peak
4	4379.699	6.61	33.39	42.46	46.71	44.25	74.00	-29.75 peak
5	10480.000	9.38	37.71	38.23	37.73	46.59	68.20	-21.61 peak
6	15720.000	11.46	40.83	40.57	38.72	50.44	74.00	-23.56 peak



Mode:c; Polarization:Vertical; Modulation:802.11a; bandwidth:20MHz; Channel:High

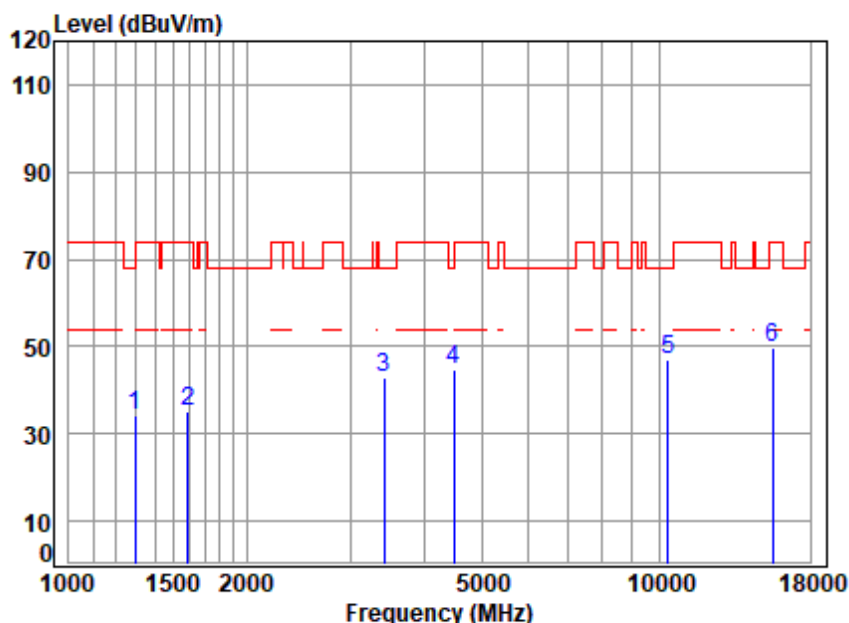


Site : chamber  
Condition: 3m VERTICAL  
Job No : 00644CR  
Mode : 5240 TX RSE  
Note : 5G WIFI 11A

		Cable	Ant	Preamp	Read		Limit	Over	
	Freq	Loss	Factor	Factor	Level	Level	Line	Limit	Remark
	MHz	dB	dB/m	dB	dBuV	dBuV/m	dBuV/m	dB	
1	1297.103	2.89	25.01	40.36	45.72	33.26	68.20	-34.94	peak
2	1702.042	3.30	26.68	40.63	45.15	34.50	74.00	-39.50	peak
3	3233.260	5.53	31.29	41.45	48.20	43.57	68.20	-24.63	peak
4	4392.376	6.66	33.42	42.47	47.32	44.93	74.00	-29.07	peak
5	10480.000	9.38	37.71	38.23	39.29	48.15	68.20	-20.05	peak
6	15720.000	11.46	40.83	40.57	37.95	49.67	74.00	-24.33	peak



Mode:c; Polarization:Horizontal; Modulation:802.11n; bandwidth:20MHz; Channel:Low

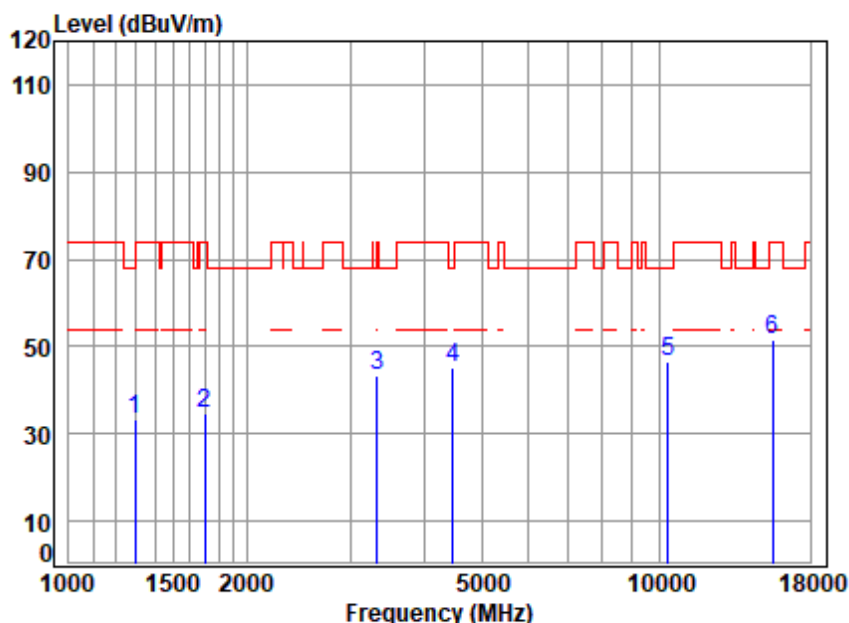


Site : chamber  
Condition: 3m HORIZONTAL  
Job No : 00644CR  
Mode : 5180 TX RSE  
Note : 5G WIFI 11N20

		Cable	Ant	Preamp	Read	Limit	Over	
	Freq	Loss	Factor	Factor	Level	Level	Line	Limit Remark
	MHz	dB	dB/m	dB	dBuV	dBuV/m	dBuV/m	dB
1	1297.103	2.89	25.01	40.36	46.68	34.22	68.20	-33.98 peak
2	1592.571	2.95	26.22	40.57	46.42	35.02	74.00	-38.98 peak
3	3425.675	5.56	31.59	41.64	47.57	43.08	68.20	-25.12 peak
4	4482.150	6.43	33.57	42.54	47.33	44.79	68.20	-23.41 peak
5	10360.000	9.62	37.76	38.17	37.60	46.81	68.20	-21.39 peak
6	15540.000	12.08	40.72	40.58	37.30	49.52	74.00	-24.48 peak



Mode:c; Polarization:Vertical; Modulation:802.11n; bandwidth:20MHz; Channel:Low



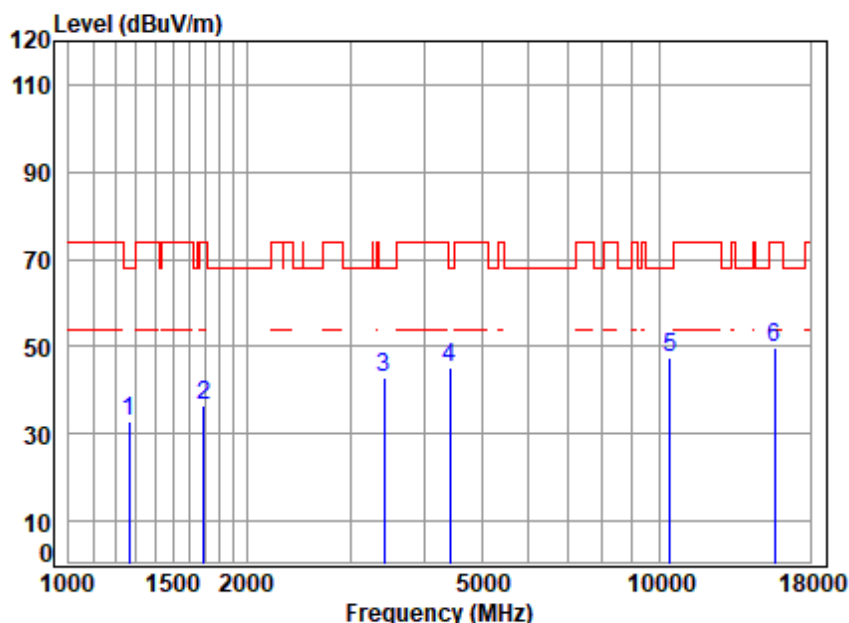
Site : chamber  
Condition: 3m VERTICAL  
Job No : 00644CR  
Mode : 5180 TX RSE  
Note : 5G WIFI 11N20

		Cable	Ant	Preamp	Read		Limit	Over	
	Freq	Loss	Factor	Factor	Level	Level	Line	Limit	Remark
	MHz	dB	dB/m	dB	dBuV	dBuV/m	dBuV/m	dB	
1	1297.103	2.89	25.01	40.36	45.96	33.50	68.20	-34.70	peak
2	1697.129	3.30	26.66	40.63	45.45	34.78	74.00	-39.22	peak
3	3328.077	5.90	31.44	41.55	47.39	43.18	68.20	-25.02	peak
4	4469.214	6.47	33.55	42.53	47.75	45.24	68.20	-22.96	peak
5	10360.000	9.62	37.76	38.17	37.55	46.76	68.20	-21.44	peak
6	15540.000	12.08	40.72	40.58	39.35	51.57	74.00	-22.43	peak





Mode:c; Polarization:Horizontal; Modulation:802.11n; bandwidth:20MHz; Channel:middle

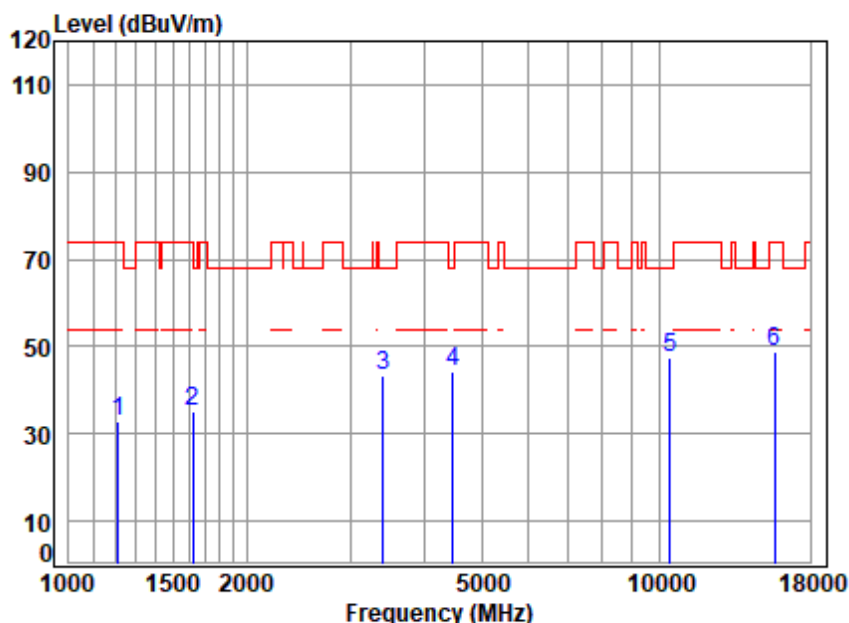


Site : chamber  
Condition: 3m HORIZONTAL  
Job No : 00644CR  
Mode : 5220 TX RSE  
Note : 5G WIFI 11N20

		Cable	Ant	Preamp	Read		Limit	Over	
	Freq	Loss	Factor	Factor	Level	Level	Line	Limit	Remark
	MHz	dB	dB/m	dB	dBuV	dBuV/m	dBuV/m	dB	
1	1263.796	2.80	24.87	40.33	45.29	32.63	68.20	-35.57	peak
2	1692.231	3.28	26.64	40.63	47.20	36.49	74.00	-37.51	peak
3	3415.787	5.57	31.57	41.63	47.32	42.83	68.20	-25.37	peak
4	4417.841	6.63	33.46	42.49	47.54	45.14	68.20	-23.06	peak
5	10440.000	9.49	37.72	38.21	38.52	47.52	68.20	-20.68	peak
6	15660.000	11.70	40.80	40.58	38.02	49.94	74.00	-24.06	peak



Mode:c; Polarization:Vertical; Modulation:802.11n; bandwidth:20MHz; Channel:middle

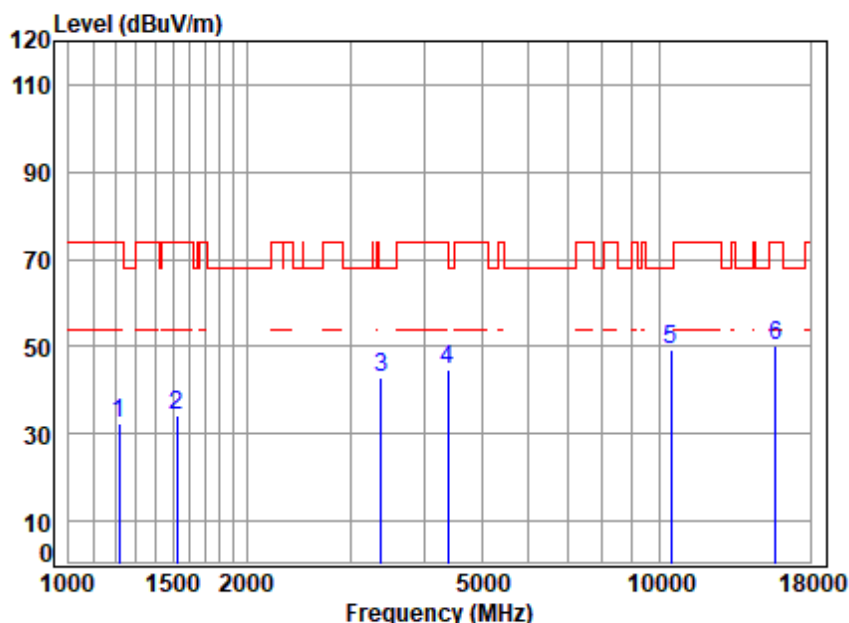


Site : chamber  
Condition: 3m VERTICAL  
Job No : 00644CR  
Mode : 5220 TX RSE  
Note : 5G WIFI 11N20

		Cable	Ant	Preamp	Read	Limit	Over	
	Freq	Loss	Factor	Factor	Level	Level	Line	Limit Remark
	MHz	dB	dB/m	dB	dBuV	dBuV/m	dBuV/m	dB
1	1213.677	2.67	24.65	40.29	46.02	33.05	74.00	-40.95 peak
2	1625.121	3.04	26.36	40.59	46.17	34.98	74.00	-39.02 peak
3	3405.929	5.59	31.56	41.62	47.85	43.38	68.20	-24.82 peak
4	4469.214	6.47	33.55	42.53	46.73	44.22	68.20	-23.98 peak
5	10440.000	9.49	37.72	38.21	38.56	47.56	68.20	-20.64 peak
6	15660.000	11.70	40.80	40.58	37.09	49.01	74.00	-24.99 peak



Mode:c; Polarization:Horizontal; Modulation:802.11n; bandwidth:20MHz; Channel:High

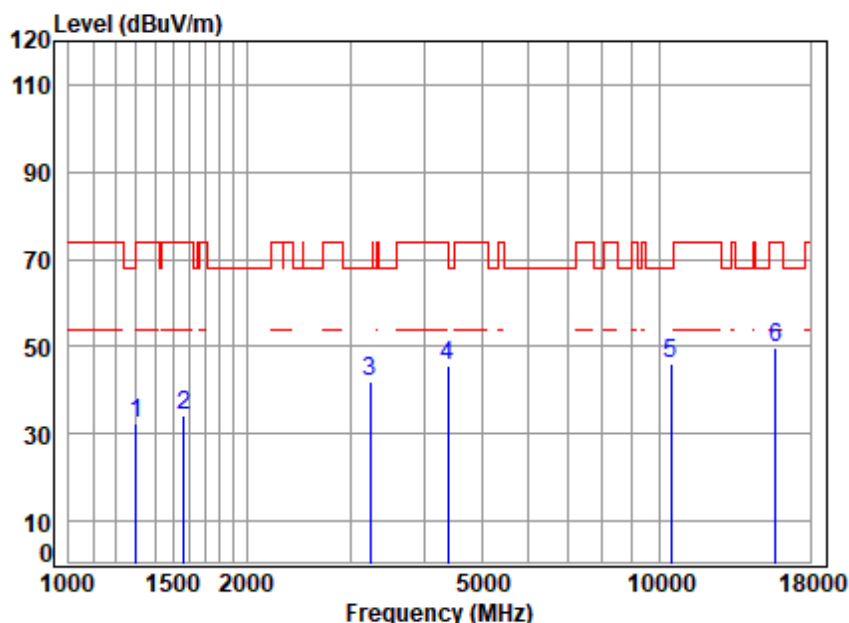


Site : chamber  
Condition: 3m HORIZONTAL  
Job No : 00644CR  
Mode : 5240 TX RSE  
Note : 5G WIFI 11N20

		Cable	Ant	Preamp	Read	Limit	Over	
	Freq	Loss	Factor	Factor	Level	Level	Line	Limit Remark
	MHz	dB	dB/m	dB	dBuV	dBuV/m	dBuV/m	dB
1	1217.190	2.68	24.67	40.30	45.18	32.23	74.00	-41.77 peak
2	1525.000	2.98	25.91	40.52	45.76	34.13	74.00	-39.87 peak
3	3376.523	5.70	31.51	41.59	47.31	42.93	68.20	-25.27 peak
4	4392.376	6.66	33.42	42.47	47.19	44.80	74.00	-29.20 peak
5	10480.000	9.38	37.71	38.23	40.59	49.45	68.20	-18.75 peak
6	15720.000	11.46	40.83	40.57	38.50	50.22	74.00	-23.78 peak



Mode:c; Polarization:Vertical; Modulation:802.11n; bandwidth:20MHz; Channel:High



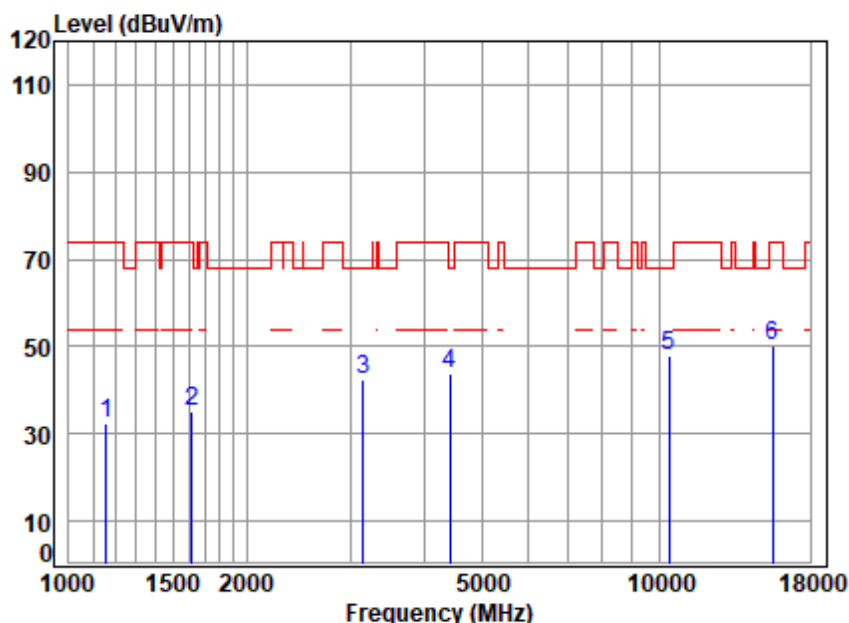
Site : chamber  
Condition: 3m VERTICAL  
Job No : 00644CR  
Mode : 5240 TX RSE  
Note : 5G WIFI 11N20

		Cable	Ant	Preamp	Read		Limit	Over	
	Freq	Loss	Factor	Factor	Level	Level	Line	Limit	Remark
	MHz	dB	dB/m	dB	dBuV	dBuV/m	dBuV/m	dB	
1	1300.858	2.90	25.03	40.36	44.83	32.40	74.00	-41.60	peak
2	1565.191	2.96	26.10	40.55	45.93	34.44	74.00	-39.56	peak
3	3242.619	5.60	31.30	41.46	46.66	42.10	68.20	-26.10	peak
4	4379.699	6.61	33.39	42.46	48.09	45.63	74.00	-28.37	peak
5	10480.000	9.38	37.71	38.23	37.10	45.96	68.20	-22.24	peak
6	15720.000	11.46	40.83	40.57	38.18	49.90	74.00	-24.10	peak





Mode:c; Polarization:Horizontal; Modulation:802.11n; bandwidth:40MHz; Channel:Low

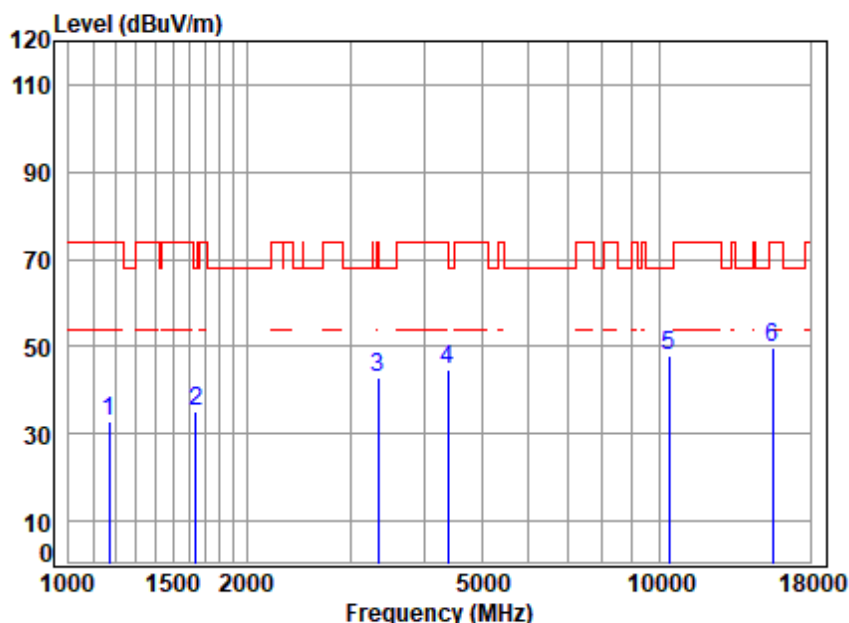


Site : chamber  
Condition: 3m HORIZONTAL  
Job No : 00644CR  
Mode : 5190 TX RSE  
Note : 5G WIFI 11N40

		Cable	Ant	Preamp	Read		Limit	Over	
	Freq	Loss	Factor	Factor	Level	Level	Line	Limit	Remark
	MHz	dB	dB/m	dB	dBuV	dBuV/m	dBuV/m	dB	
1	1158.828	2.45	24.40	40.25	45.75	32.35	74.00	-41.65	peak
2	1615.754	3.01	26.32	40.58	46.45	35.20	74.00	-38.80	peak
3	3150.237	5.14	31.15	41.36	47.55	42.48	68.20	-25.72	peak
4	4417.841	6.63	33.46	42.49	46.41	44.01	68.20	-24.19	peak
5	10380.000	9.61	37.75	38.18	38.63	47.81	68.20	-20.39	peak
6	15570.000	12.06	40.74	40.58	37.87	50.09	74.00	-23.91	peak



Mode:c; Polarization:Vertical; Modulation:802.11n; bandwidth:40MHz; Channel:Low

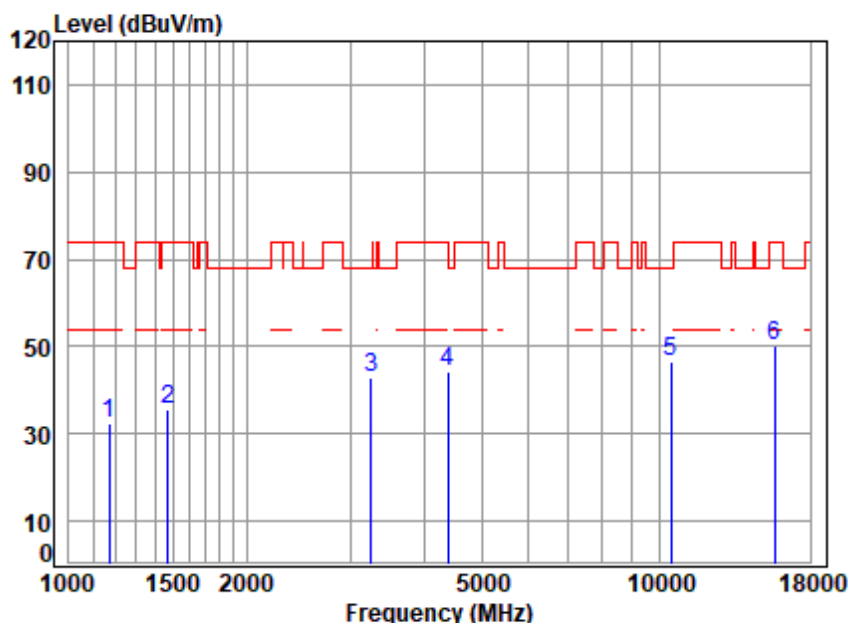


Site : chamber  
Condition: 3m VERTICAL  
Job No : 00644CR  
Mode : 5190 TX RSE  
Note : 5G WIFI 11N40

		Cable	Ant	Preamp	Read		Limit	Over	
	Freq	Loss	Factor	Factor	Level	Level	Line	Limit	Remark
	MHz	dB	dB/m	dB	dBuV	dBuV/m	dBuV/m	dB	
1	1168.920	2.50	24.45	40.26	46.11	32.80	74.00	-41.20	peak
2	1644.019	3.11	26.44	40.60	46.30	35.25	68.20	-32.95	peak
3	3337.710	5.86	31.45	41.56	47.04	42.79	74.00	-31.21	peak
4	4379.699	6.61	33.39	42.46	47.30	44.84	74.00	-29.16	peak
5	10380.000	9.61	37.75	38.18	38.63	47.81	68.20	-20.39	peak
6	15570.000	12.06	40.74	40.58	37.60	49.82	74.00	-24.18	peak



Mode:c; Polarization:Horizontal; Modulation:802.11n; bandwidth:40MHz; Channel:High

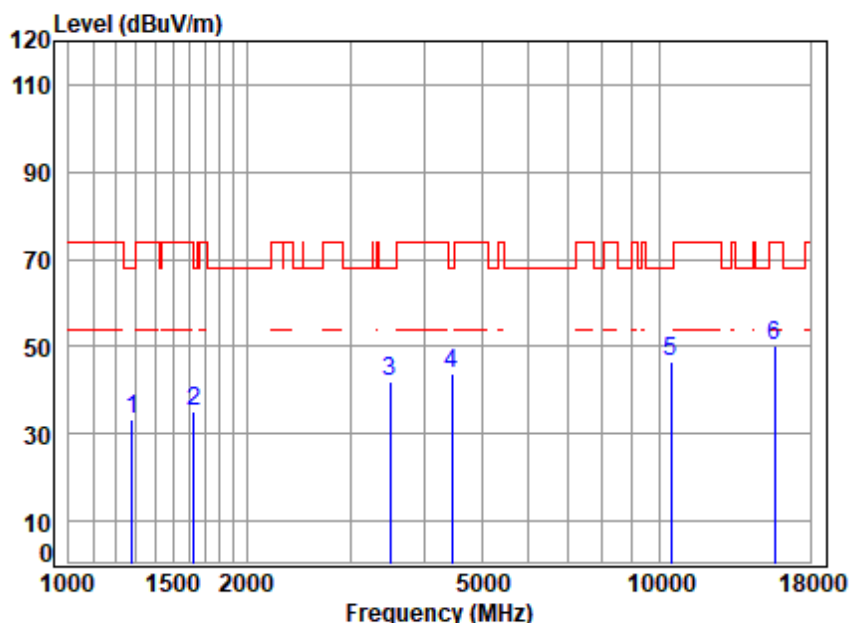


Site : chamber  
Condition: 3m HORIZONTAL  
Job No : 00644CR  
Mode : 5230 TX RSE  
Note : 5G WIFI 11N40

		Cable	Ant	Preamp	Read		Limit	Over	
	Freq	Loss	Factor	Factor	Level	Level	Line	Limit	Remark
	MHz	dB	dB/m	dB	dBuV	dBuV/m	dBuV/m	dB	
1	1168.920	2.50	24.45	40.26	45.89	32.58	74.00	-41.42	peak
2	1473.013	2.83	25.70	40.49	47.57	35.61	74.00	-38.39	peak
3	3252.005	5.67	31.32	41.47	47.35	42.87	68.20	-25.33	peak
4	4392.376	6.66	33.42	42.47	46.75	44.36	74.00	-29.64	peak
5	10460.000	9.43	37.72	38.22	37.77	46.70	68.20	-21.50	peak
6	15690.000	11.52	40.82	40.58	38.22	49.98	74.00	-24.02	peak



Mode:c; Polarization:Vertical; Modulation:802.11n; bandwidth:40MHz; Channel:High



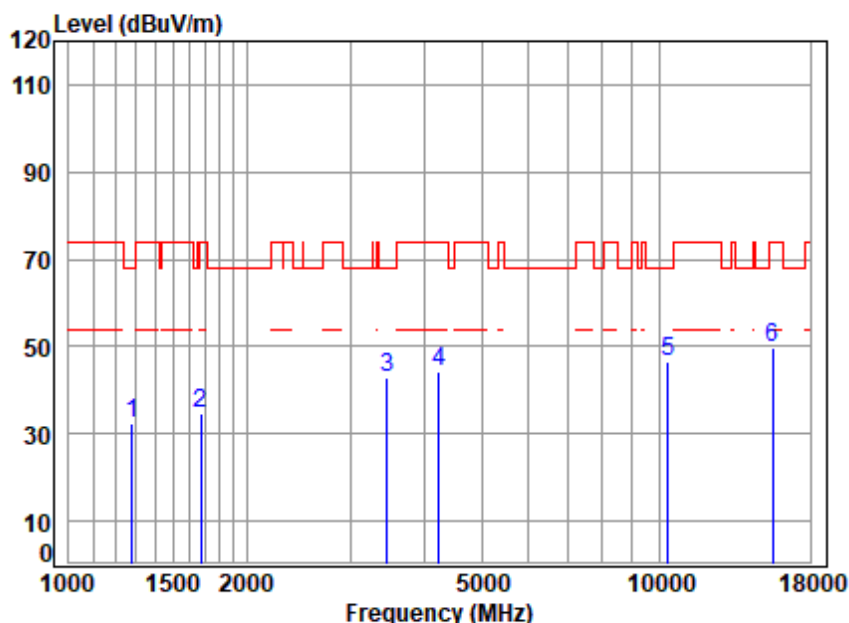
Site : chamber  
Condition: 3m VERTICAL  
Job No : 00644CR  
Mode : 5230 TX RSE  
Note : 5G WIFI 11N40

		Cable	Ant	Preamp	Read		Limit	Over	
	Freq	Loss	Factor	Factor	Level	Level	Line	Limit	Remark
	MHz	dB	dB/m	dB	dBuV	dBuV/m	dBuV/m	dB	
1	1282.193	2.85	24.95	40.35	45.67	33.12	68.20	-35.08	peak
2	1629.825	3.06	26.38	40.59	46.26	35.11	68.20	-33.09	peak
3	3495.691	5.45	31.69	41.71	46.41	41.84	68.20	-26.36	peak
4	4456.315	6.51	33.53	42.52	46.34	43.86	68.20	-24.34	peak
5	10460.000	9.43	37.72	38.22	37.57	46.50	68.20	-21.70	peak
6	15690.000	11.52	40.82	40.58	38.27	50.03	74.00	-23.97	peak





Mode:c; Polarization:Horizontal; Modulation:802.11ac; bandwidth:20MHz; Channel:Low

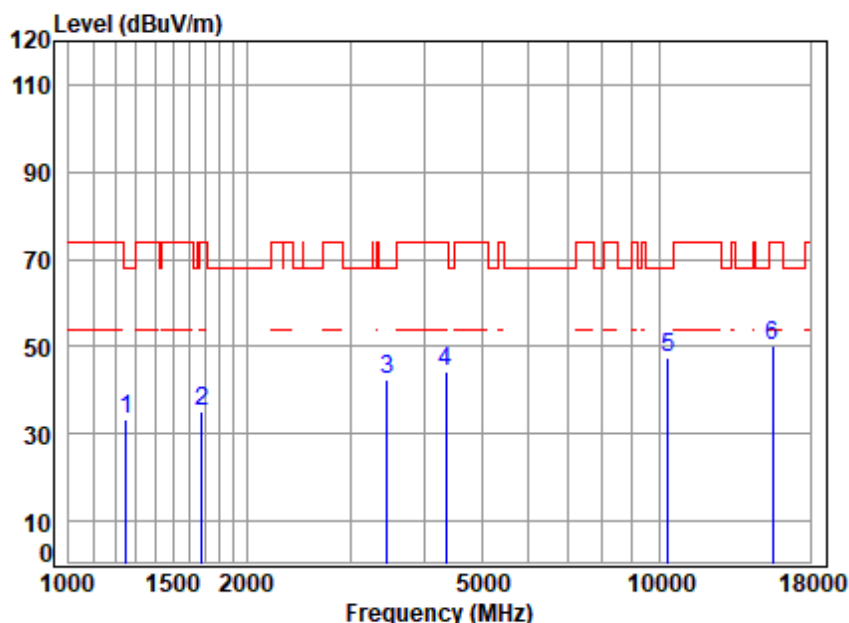


Site : chamber  
Condition: 3m HORIZONTAL  
Job No : 00644CR  
Mode : 5180 TX RSE  
Note : 5G WIFI 11AC20

		Cable	Ant	Preamp	Read		Limit	Over	
	Freq	Loss	Factor	Factor	Level	Level	Line	Limit	Remark
	MHz	dB	dB/m	dB	dBuV	dBuV/m	dBuV/m	dB	
1	1278.492	2.84	24.93	40.35	45.11	32.53	68.20	-35.67	peak
2	1672.779	3.21	26.56	40.62	45.71	34.86	74.00	-39.14	peak
3	3465.510	5.49	31.65	41.68	47.37	42.83	68.20	-25.37	peak
4	4230.396	6.18	33.13	42.34	47.36	44.33	74.00	-29.67	peak
5	10360.000	9.62	37.76	38.17	37.45	46.66	68.20	-21.54	peak
6	15540.000	12.08	40.72	40.58	37.37	49.59	74.00	-24.41	peak



Mode:c; Polarization:Vertical; Modulation:802.11ac; bandwidth:20MHz; Channel:Low

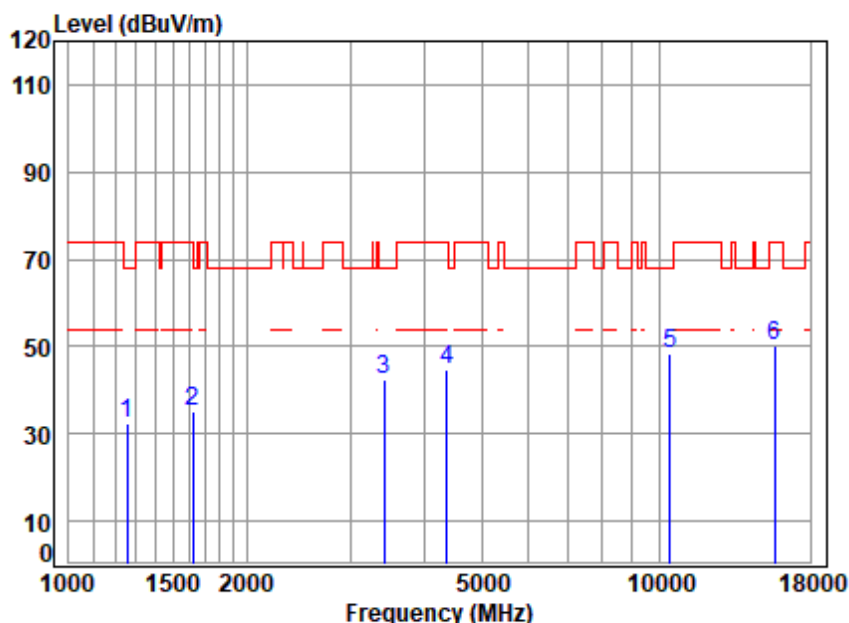


Site : chamber  
Condition: 3m VERTICAL  
Job No : 00644CR  
Mode : 5180 TX RSE  
Note : 5G WIFI 11AC20

		Cable	Ant	Preamp	Read		Limit	Over	
	Freq	Loss	Factor	Factor	Level	Level	Line	Limit	Remark
	MHz	dB	dB/m	dB	dBuV	dBuV/m	dBuV/m	dB	
1	1249.269	2.77	24.81	40.32	45.87	33.13	68.20	-35.07	peak
2	1677.621	3.23	26.58	40.62	45.94	35.13	74.00	-38.87	peak
3	3455.508	5.51	31.63	41.67	46.77	42.24	68.20	-25.96	peak
4	4354.454	6.51	33.35	42.44	47.04	44.46	74.00	-29.54	peak
5	10360.000	9.62	37.76	38.17	38.34	47.55	68.20	-20.65	peak
6	15540.000	12.08	40.72	40.58	38.08	50.30	74.00	-23.70	peak



Mode:c; Polarization:Horizontal; Modulation:802.11ac; bandwidth:20MHz; Channel:middle

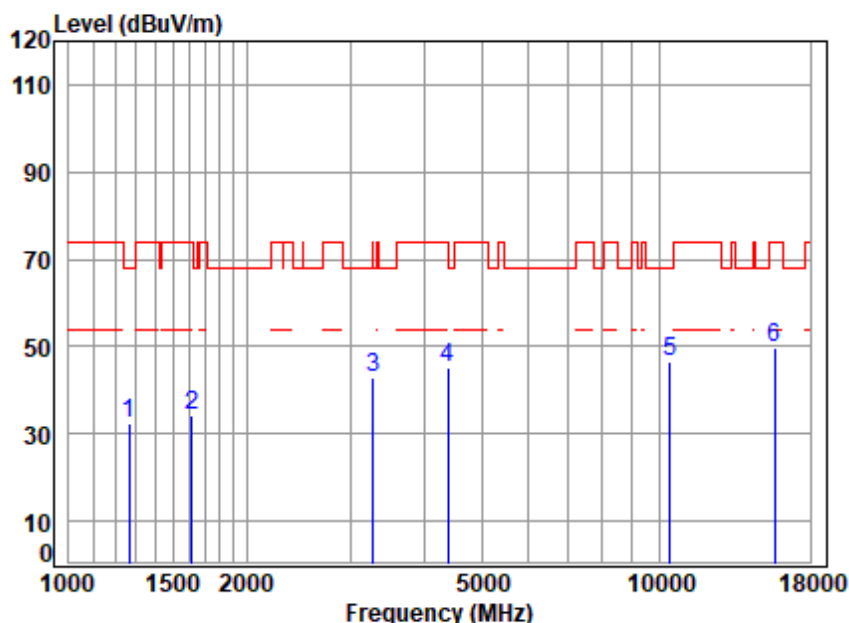


Site : chamber  
Condition: 3m HORIZONTAL  
Job No : 00644CR  
Mode : 5220 TX RSE  
Note : 5G WIFI 11AC20

		Cable	Ant	Preamp	Read		Limit	Over	
	Freq	Loss	Factor	Factor	Level	Level	Line	Limit	Remark
	MHz	dB	dB/m	dB	dBuV	dBuV/m	dBuV/m	dB	
1	1256.512	2.79	24.84	40.33	45.32	32.62	68.20	-35.58	peak
2	1625.121	3.04	26.36	40.59	46.24	35.05	74.00	-38.95	peak
3	3415.787	5.57	31.57	41.63	46.73	42.24	68.20	-25.96	peak
4	4367.058	6.56	33.37	42.45	47.13	44.61	74.00	-29.39	peak
5	10440.000	9.49	37.72	38.21	39.23	48.23	68.20	-19.97	peak
6	15660.000	11.70	40.80	40.58	38.20	50.12	74.00	-23.88	peak



Mode:c; Polarization:Vertical; Modulation:802.11ac; bandwidth:20MHz; Channel:middle



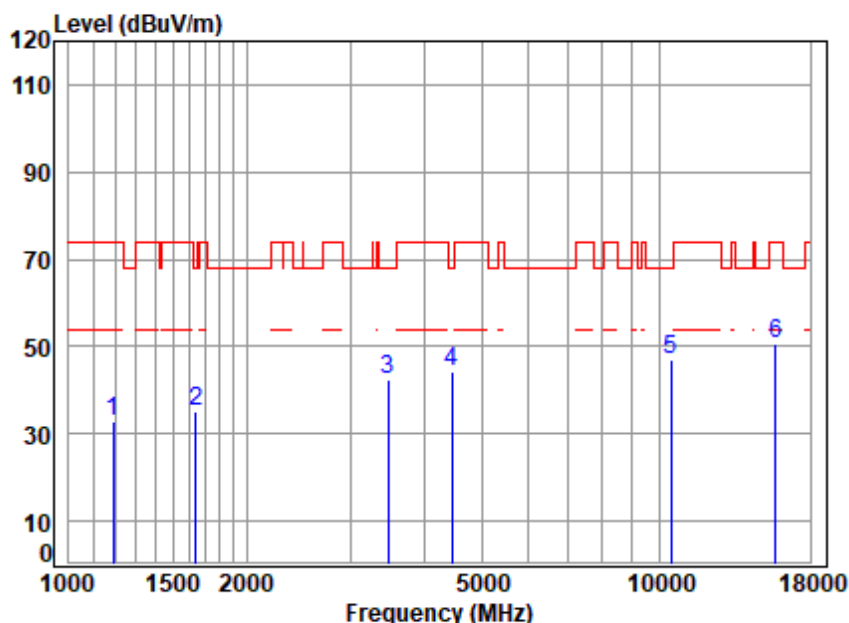
Site : chamber  
Condition: 3m VERTICAL  
Job No : 00644CR  
Mode : 5220 TX RSE  
Note : 5G WIFI 11AC20

		Cable	Ant	Preamp	Read		Limit	Over	
	Freq	Loss	Factor	Factor	Level	Level	Line	Limit	Remark
	MHz	dB	dB/m	dB	dBuV	dBuV/m	dBuV/m	dB	
1	1267.454	2.81	24.89	40.34	45.21	32.57	68.20	-35.63	peak
2	1615.754	3.01	26.32	40.58	45.29	34.04	74.00	-39.96	peak
3	3280.326	5.88	31.36	41.50	47.06	42.80	68.20	-25.40	peak
4	4392.376	6.66	33.42	42.47	47.37	44.98	74.00	-29.02	peak
5	10440.000	9.49	37.72	38.21	37.37	46.37	68.20	-21.83	peak
6	15660.000	11.70	40.80	40.58	37.60	49.52	74.00	-24.48	peak





Mode:c; Polarization:Horizontal; Modulation:802.11ac; bandwidth:20MHz; Channel:High

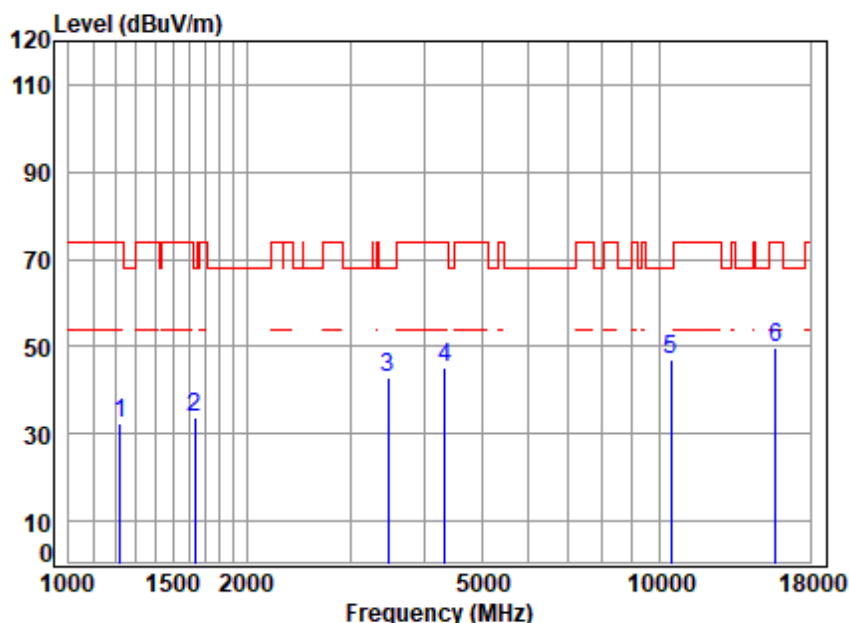


Site : chamber  
Condition: 3m HORIZONTAL  
Job No : 00644CR  
Mode : 5240 TX RSE  
Note : 5G WIFI 11AC20

		Cable	Ant	Preamp	Read		Limit	Over	
	Freq	Loss	Factor	Factor	Level	Level	Line	Limit	Remark
	MHz	dB	dB/m	dB	dBuV	dBuV/m	dBuV/m	dB	
1	1189.368	2.58	24.54	40.27	45.79	32.64	74.00	-41.36	peak
2	1644.019	3.11	26.44	40.60	46.18	35.13	68.20	-33.07	peak
3	3475.541	5.48	31.66	41.69	46.76	42.21	68.20	-25.99	peak
4	4456.315	6.51	33.53	42.52	46.71	44.23	68.20	-23.97	peak
5	10480.000	9.38	37.71	38.23	37.99	46.85	68.20	-21.35	peak
6	15720.000	11.46	40.83	40.57	38.76	50.48	74.00	-23.52	peak



Mode:c; Polarization:Vertical; Modulation:802.11ac; bandwidth:20MHz; Channel:High

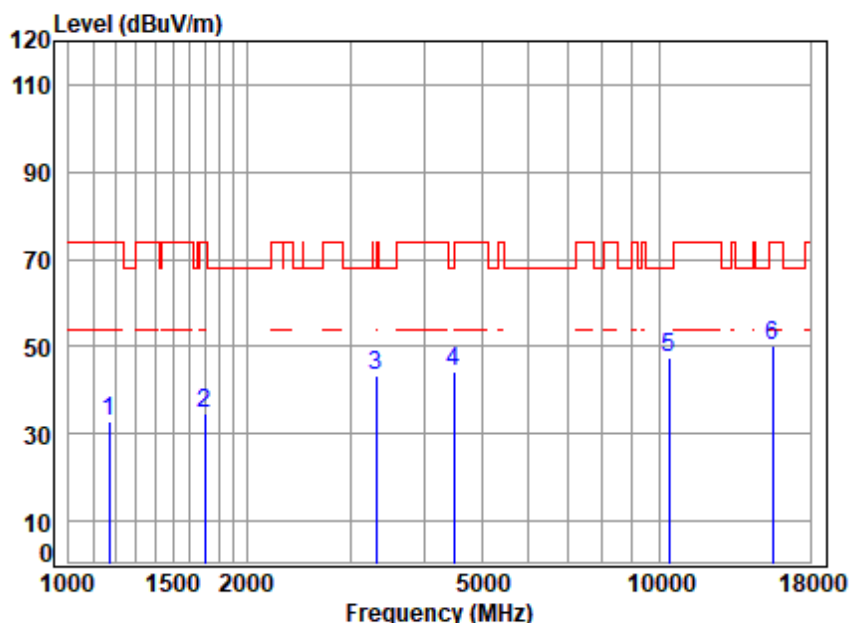


Site : chamber  
Condition: 3m VERTICAL  
Job No : 00644CR  
Mode : 5240 TX RSE  
Note : 5G WIFI 11AC20

		Cable	Ant	Preamp	Read		Limit	Over	
	Freq	Loss	Factor	Factor	Level	Level	Line	Limit	Remark
	MHz	dB	dB/m	dB	dBuV	dBuV/m	dBuV/m	dB	
1	1224.247	2.70	24.70	40.30	45.11	32.21	74.00	-41.79	peak
2	1634.543	3.08	26.40	40.59	44.97	33.86	68.20	-34.34	peak
3	3475.541	5.48	31.66	41.69	47.37	42.82	68.20	-25.38	peak
4	4329.354	6.42	33.30	42.42	48.07	45.37	74.00	-28.63	peak
5	10480.000	9.38	37.71	38.23	38.12	46.98	68.20	-21.22	peak
6	15720.000	11.46	40.83	40.57	38.14	49.86	74.00	-24.14	peak



Mode:c; Polarization:Horizontal; Modulation:802.11ac; bandwidth:40MHz; Channel:Low

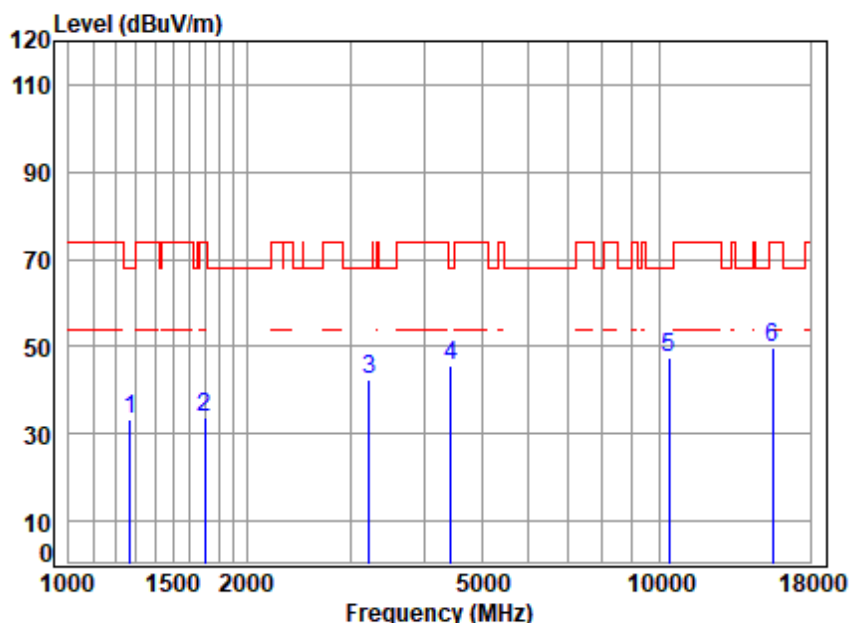


Site : chamber  
Condition: 3m HORIZONTAL  
Job No : 00644CR  
Mode : 5190 TX RSE  
Note : 5G WIFI 11AC40

		Cable	Ant	Preamp	Read		Limit	Over	
	Freq	Loss	Factor	Factor	Level	Level	Line	Limit	Remark
	MHz	dB	dB/m	dB	dBuV	dBuV/m	dBuV/m	dB	
1	1172.303	2.51	24.46	40.26	45.97	32.68	74.00	-41.32	peak
2	1697.129	3.30	26.66	40.63	45.25	34.58	74.00	-39.42	peak
3	3318.471	5.94	31.42	41.54	47.49	43.31	68.20	-24.89	peak
4	4482.150	6.43	33.57	42.54	46.78	44.24	68.20	-23.96	peak
5	10380.000	9.61	37.75	38.18	38.30	47.48	68.20	-20.72	peak
6	15570.000	12.06	40.74	40.58	38.05	50.27	74.00	-23.73	peak



Mode:c; Polarization:Vertical; Modulation:802.11ac; bandwidth:40MHz; Channel:Low



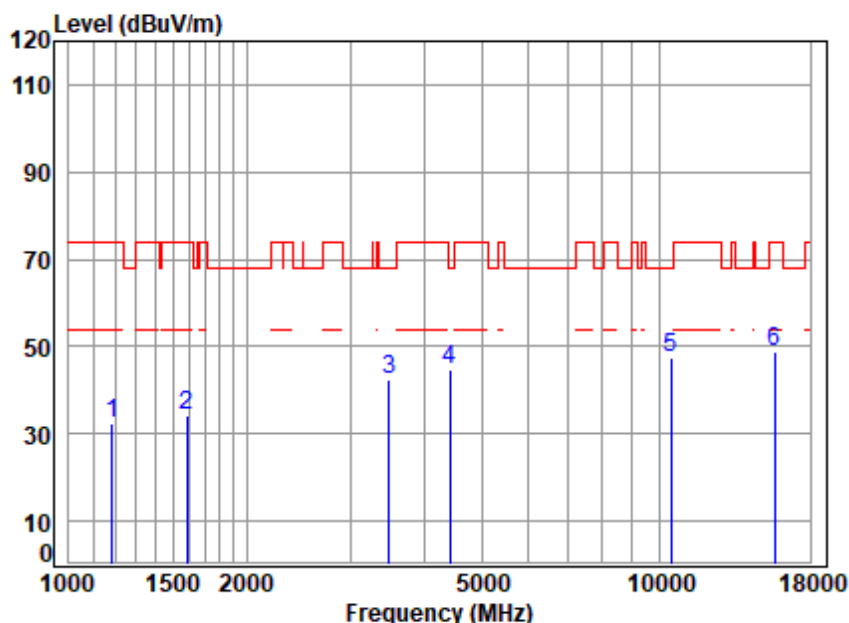
Site : chamber  
Condition: 3m VERTICAL  
Job No : 00644CR  
Mode : 5190 TX RSE  
Note : 5G WIFI 11AC40

		Cable	Ant	Preamp	Read		Limit	Over	
	Freq	Loss	Factor	Factor	Level	Level	Line	Limit	Remark
	MHz	dB	dB/m	dB	dBuV	dBuV/m	dBuV/m	dB	
1	1271.123	2.82	24.90	40.34	45.86	33.24	68.20	-34.96	peak
2	1697.129	3.30	26.66	40.63	44.54	33.87	74.00	-40.13	peak
3	3223.928	5.46	31.27	41.44	47.21	42.50	68.20	-25.70	peak
4	4443.453	6.55	33.50	42.51	48.21	45.75	68.20	-22.45	peak
5	10380.000	9.61	37.75	38.18	38.30	47.48	68.20	-20.72	peak
6	15570.000	12.06	40.74	40.58	37.38	49.60	74.00	-24.40	peak





Mode:c; Polarization:Horizontal; Modulation:802.11ac; bandwidth:40MHz; Channel:High

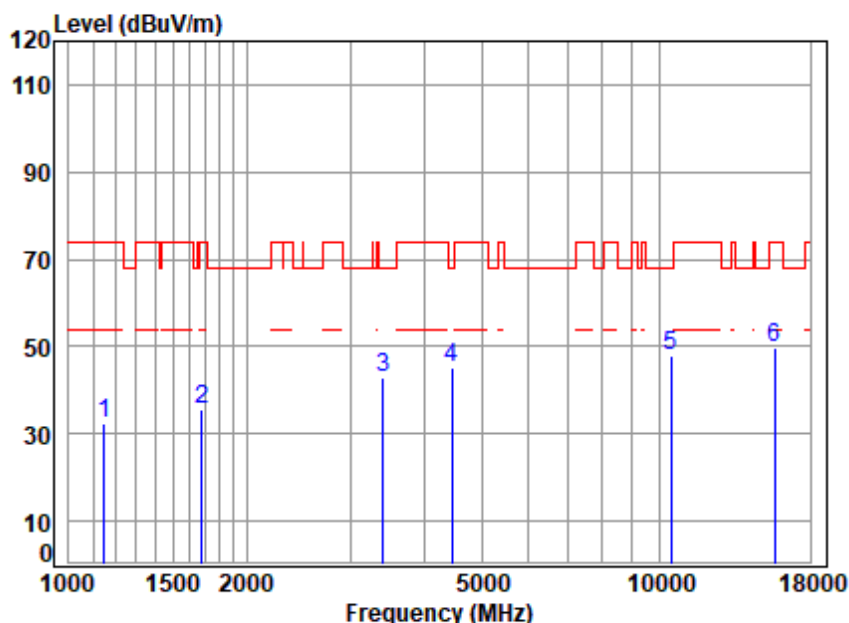


Site : chamber  
Condition: 3m HORIZONTAL  
Job No : 00644CR  
Mode : 5230 TX RSE  
Note : 5G WIFI 11AC40

		Cable	Ant	Preamp	Read		Limit	Over	
	Freq	Loss	Factor	Factor	Level	Level	Line	Limit	Remark
	MHz	dB	dB/m	dB	dBuV	dBuV/m	dBuV/m	dB	
1	1182.513	2.56	24.51	40.27	45.82	32.62	74.00	-41.38	peak
2	1583.392	2.96	26.18	40.56	45.71	34.29	74.00	-39.71	peak
3	3485.601	5.46	31.68	41.70	46.83	42.27	68.20	-25.93	peak
4	4417.841	6.63	33.46	42.49	47.07	44.67	68.20	-23.53	peak
5	10460.000	9.43	37.72	38.22	38.73	47.66	68.20	-20.54	peak
6	15690.000	11.52	40.82	40.58	37.03	48.79	74.00	-25.21	peak



Mode:c; Polarization:Vertical; Modulation:802.11ac; bandwidth:40MHz; Channel:High

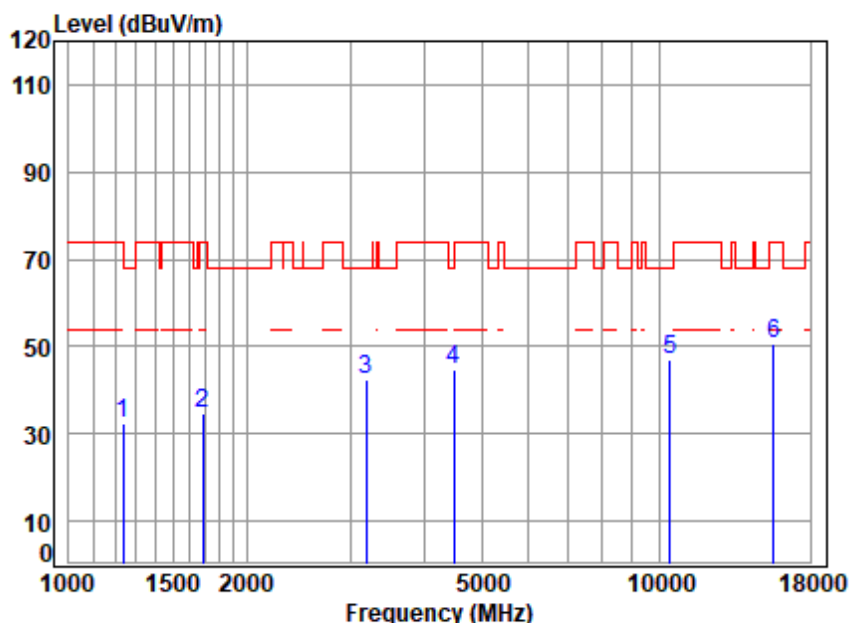


Site : chamber  
Condition: 3m VERTICAL  
Job No : 00644CR  
Mode : 5230 TX RSE  
Note : 5G WIFI 11AC40

		Cable	Ant	Preamp	Read		Limit	Over	
	Freq	Loss	Factor	Factor	Level	Level	Line	Limit	Remark
	MHz	dB	dB/m	dB	dBuV	dBuV/m	dBuV/m	dB	
1	1148.823	2.41	24.35	40.24	45.90	32.42	74.00	-41.58	peak
2	1677.621	3.23	26.58	40.62	46.50	35.69	74.00	-38.31	peak
3	3405.929	5.59	31.56	41.62	47.22	42.75	68.20	-25.45	peak
4	4456.315	6.51	33.53	42.52	47.52	45.04	68.20	-23.16	peak
5	10460.000	9.43	37.72	38.22	38.87	47.80	68.20	-20.40	peak
6	15690.000	11.52	40.82	40.58	38.01	49.77	74.00	-24.23	peak



Mode:c; Polarization:Horizontal; Modulation:802.11ac; bandwidth:80MHz; Channel:middle

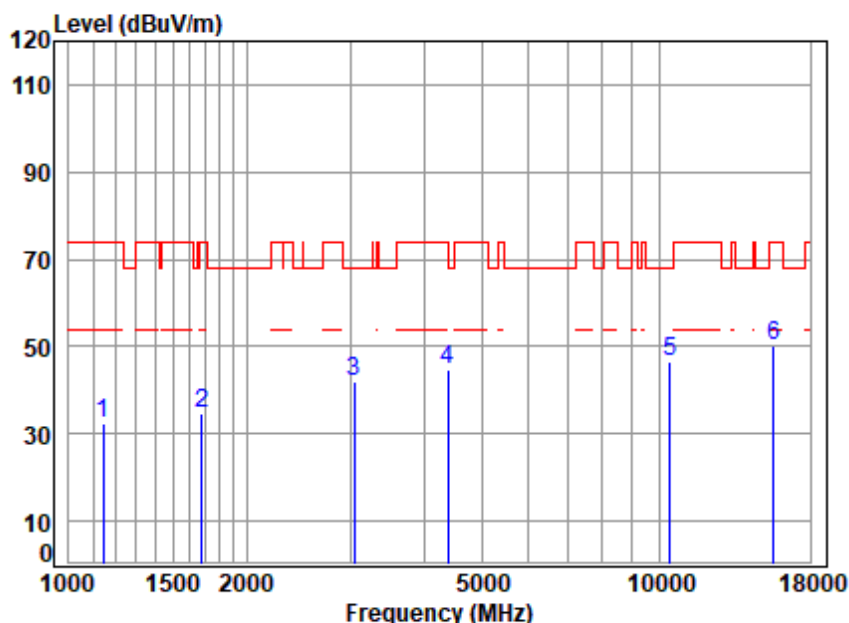


Site : chamber  
Condition: 3m HORIZONTAL  
Job No : 00644CR  
Mode : 5210 TX RSE  
Note : 5G WIFI 11AC80

		Cable	Ant	Preamp	Read	Limit	Over	
	Freq	Loss	Factor	Factor	Level	Level	Line	Limit Remark
	MHz	dB	dB/m	dB	dBuV	dBuV/m	dBuV/m	dB
1	1238.483	2.74	24.76	40.31	45.28	32.47	74.00	-41.53 peak
2	1687.347	3.27	26.62	40.62	45.58	34.85	74.00	-39.15 peak
3	3186.869	5.24	31.21	41.40	47.26	42.31	68.20	-25.89 peak
4	4482.150	6.43	33.57	42.54	47.10	44.56	68.20	-23.64 peak
5	10420.000	9.54	37.73	38.20	37.85	46.92	68.20	-21.28 peak
6	15630.000	11.87	40.78	40.58	38.41	50.48	74.00	-23.52 peak



Mode:c; Polarization:Vertical; Modulation:802.11ac; bandwidth:80MHz; Channel:middle



Site : chamber  
Condition: 3m VERTICAL  
Job No : 00644CR  
Mode : 5210 TX RSE  
Note : 5G WIFI 11AC80

		Cable	Ant	Preamp	Read		Limit	Over	
	Freq	Loss	Factor	Factor	Level	Level	Line	Limit	Remark
	MHz	dB	dB/m	dB	dBuV	dBuV/m	dBuV/m	dB	
1	1145.507	2.39	24.34	40.24	45.76	32.25	74.00	-41.75	peak
2	1682.477	3.25	26.60	40.62	45.50	34.73	74.00	-39.27	peak
3	3042.846	4.62	30.97	41.25	47.84	42.18	68.20	-26.02	peak
4	4392.376	6.66	33.42	42.47	47.08	44.69	74.00	-29.31	peak
5	10420.000	9.54	37.73	38.20	37.63	46.70	68.20	-21.50	peak
6	15630.000	11.87	40.78	40.58	38.12	50.19	74.00	-23.81	peak



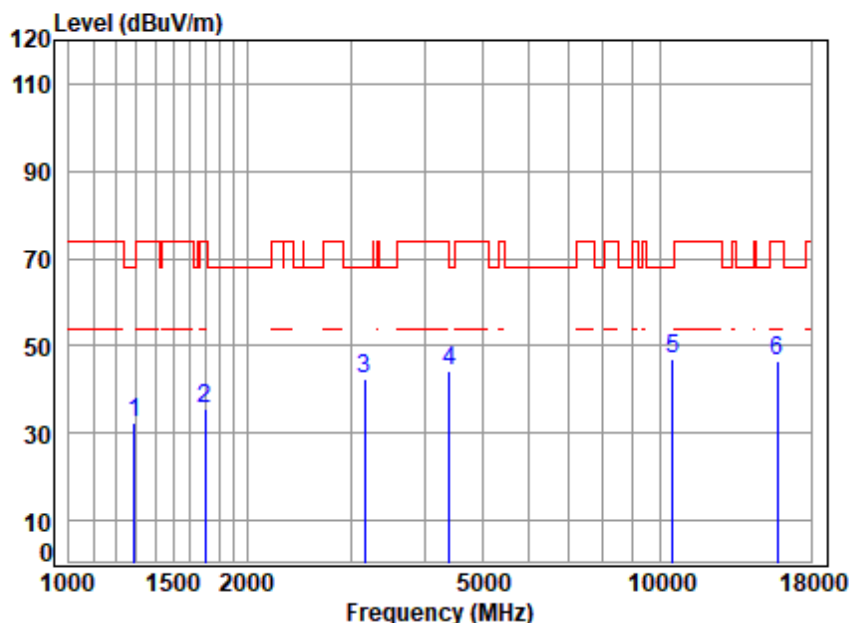
Unless otherwise agreed in writing, this document is issued by the Company subject to its General Conditions of Service printed overleaf, available on request or accessible at <http://www.sgs.com/en/Terms-and-Conditions.aspx> and, for electronic format documents, subject to Terms and Conditions for Electronic Documents at <http://www.sgs.com/en/Terms-and-Conditions/Terms-e-Documents.aspx>. Attention is drawn to the limitation of liability, indemnification and jurisdiction issues defined therein. Any holder of this document is advised that information contained hereon reflects the Company's findings at the time of its intervention only and within the limits of Client's instructions, if any. The Company's sole responsibility is to its Client and this document does not exonerate parties to a transaction from exercising all their rights and obligations under the transaction documents. This document cannot be reproduced except in full, without prior written approval of the Company. Any unauthorized alteration, forgery or falsification of the content or appearance of this document is unlawful and offenders may be prosecuted to the fullest extent of the law. Unless otherwise stated the results shown in this test report refer only to the sample(s) tested and such sample(s) are retained for 30 days only.  
Attention: To check the authenticity of testing / inspection report and certificate, please contact us at telephone: (86-755) 8307 1443, or email: [CN.Doccheck@sgs.com](mailto:CN.Doccheck@sgs.com)

SGS-CSTC Standards Technical Services Co., Ltd.  
Shenzhen Branch (China) Limited Laboratory

No.1 Workshop, M-10, Middle Section, Science & Technology Park, Shenzhen, China 518057 t (86-755) 26012053 f (86-755) 26710594 www.sgs.com.cn  
中国·深圳·科技园中区M-10栋一号厂房 邮编: 518057 t (86-755) 26012053 f (86-755) 26710594 sgs.china@sgs.com



Mode:d; Polarization:Horizontal; Modulation:802.11a; bandwidth:20MHz; Channel:Low

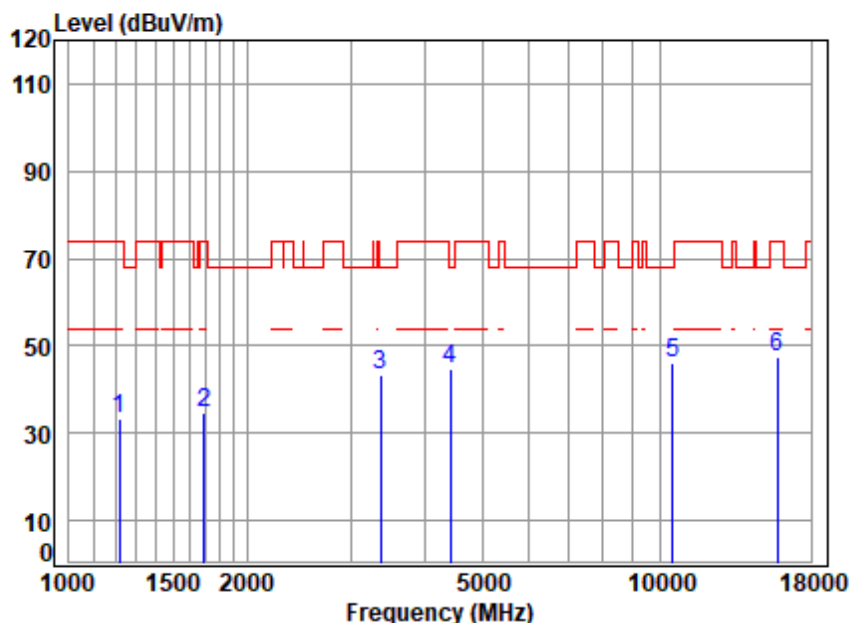


Site : chamber  
Condition: 3m HORIZONTAL  
Job No : 00644CR  
Mode : 5260 TX RSE  
Note : 5G WIFI 11A

		Cable	Ant	Preamp	Read		Limit	Over	
	Freq	Loss	Factor	Factor	Level	Level	Line	Limit	Remark
	MHz	dB	dB/m	dB	dBuV	dBuV/m	dBuV/m	dB	
1	1289.627	2.87	24.98	40.35	44.70	32.20	68.20	-36.00	peak
2	1697.129	3.30	26.66	40.63	46.13	35.46	74.00	-38.54	peak
3	3168.500	5.19	31.18	41.38	47.25	42.24	68.20	-25.96	peak
4	4405.090	6.67	33.44	42.48	46.76	44.39	68.20	-23.81	peak
5	10520.000	9.45	37.70	38.25	38.23	47.13	68.20	-21.07	peak
6	15780.000	11.48	40.87	40.57	34.76	46.54	74.00	-27.46	peak



Mode:d; Polarization:Vertical; Modulation:802.11a; bandwidth:20MHz; Channel:Low

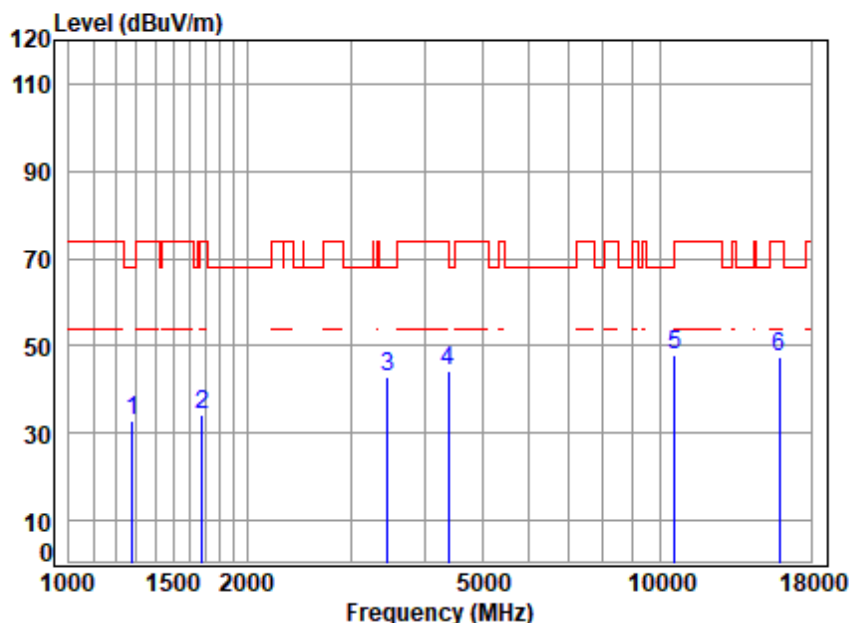


Site : chamber  
Condition: 3m VERTICAL  
Job No : 00644CR  
Mode : 5260 TX RSE  
Note : 5G WIFI 11A

		Cable	Ant	Preamp	Read	Limit	Over	
Freq		Loss	Factor	Factor	Level	Level	Line	Limit Remark
MHz		dB	dB/m	dB	dBuV	dBuV/m	dBuV/m	dB
1	1217.190	2.68	24.67	40.30	46.10	33.15	74.00	-40.85 peak
2	1692.231	3.28	26.64	40.63	45.53	34.82	74.00	-39.18 peak
3	3366.778	5.74	31.50	41.58	47.89	43.55	68.20	-24.65 peak
4	4417.841	6.63	33.46	42.49	47.22	44.82	68.20	-23.38 peak
5	10520.000	9.45	37.70	38.25	37.40	46.30	68.20	-21.90 peak
6	15780.000	11.48	40.87	40.57	35.58	47.36	74.00	-26.64 peak



Mode:d; Polarization:Horizontal; Modulation:802.11a; bandwidth:20MHz; Channel:middle

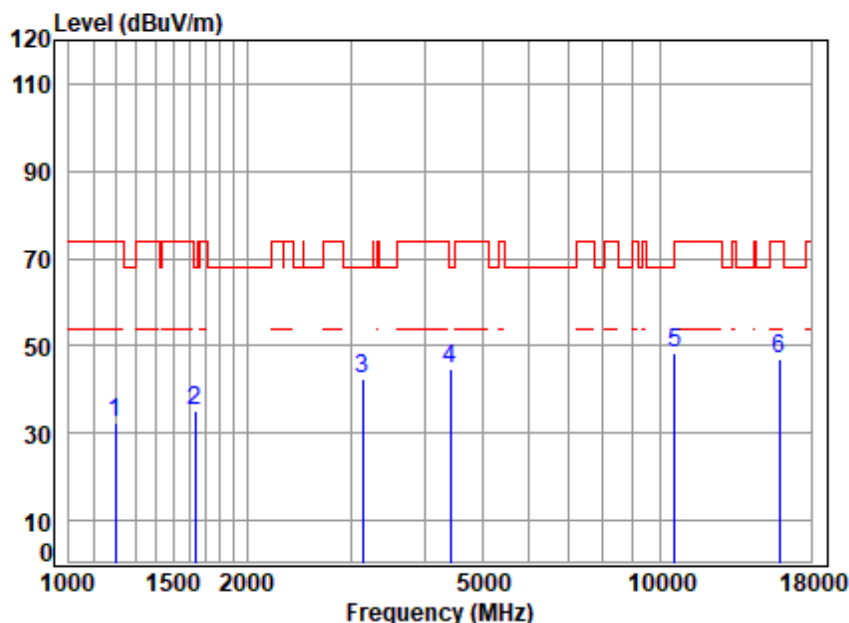


Site : chamber  
Condition: 3m HORIZONTAL  
Job No : 00644CR  
Mode : 5300 TX RSE  
Note : 5G WIFI 11A

		Cable	Ant	Preamp	Read		Limit	Over	
	Freq	Loss	Factor	Factor	Level	Level	Line	Limit	Remark
	MHz	dB	dB/m	dB	dBuV	dBuV/m	dBuV/m	dB	
1	1278.492	2.84	24.93	40.35	45.43	32.85	68.20	-35.35	peak
2	1677.621	3.23	26.58	40.62	44.86	34.05	74.00	-39.95	peak
3	3465.510	5.49	31.65	41.68	47.26	42.72	68.20	-25.48	peak
4	4392.376	6.66	33.42	42.47	46.85	44.46	74.00	-29.54	peak
5	10600.000	9.95	37.72	38.29	38.33	47.71	68.20	-20.49	peak
6	15900.000	12.16	40.94	40.57	35.02	47.55	74.00	-26.45	peak



Mode:d; Polarization:Vertical; Modulation:802.11a; bandwidth:20MHz; Channel:middle



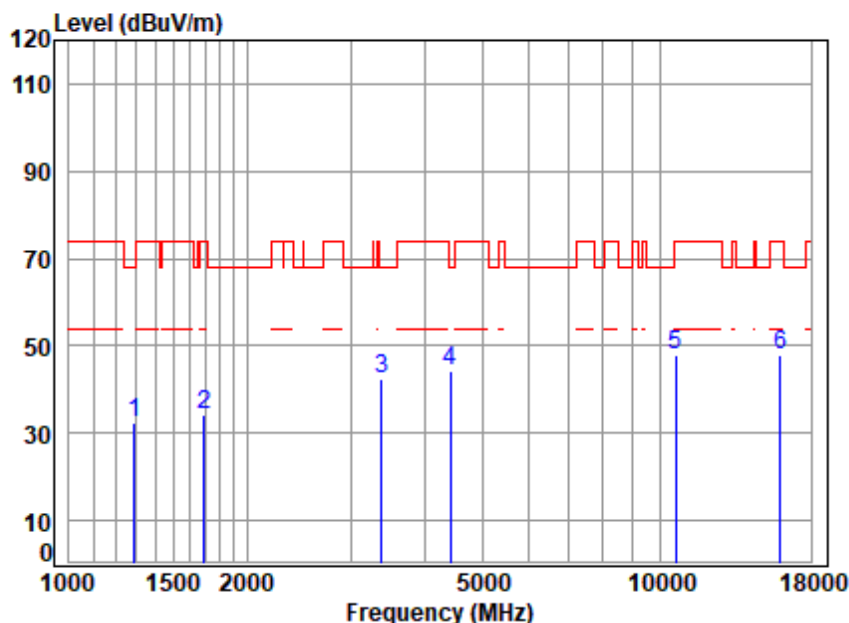
Site : chamber  
Condition: 3m VERTICAL  
Job No : 00644CR  
Mode : 5300 TX RSE  
Note : 5G WIFI 11A

		Cable	Ant	Preamp	Read		Limit	Over	
	Freq	Loss	Factor	Factor	Level	Level	Line	Limit	Remark
	MHz	dB	dB/m	dB	dBuV	dBuV/m	dBuV/m	dB	
1	1196.264	2.61	24.57	40.28	45.30	32.20	74.00	-41.80	peak
2	1634.543	3.08	26.40	40.59	46.09	34.98	68.20	-33.22	peak
3	3141.145	5.11	31.14	41.35	47.58	42.48	68.20	-25.72	peak
4	4417.841	6.63	33.46	42.49	46.97	44.57	68.20	-23.63	peak
5	10600.000	9.95	37.72	38.29	39.04	48.42	68.20	-19.78	peak
6	15900.000	12.16	40.94	40.57	34.26	46.79	74.00	-27.21	peak





Mode:d; Polarization:Horizontal; Modulation:802.11a; bandwidth:20MHz; Channel:High

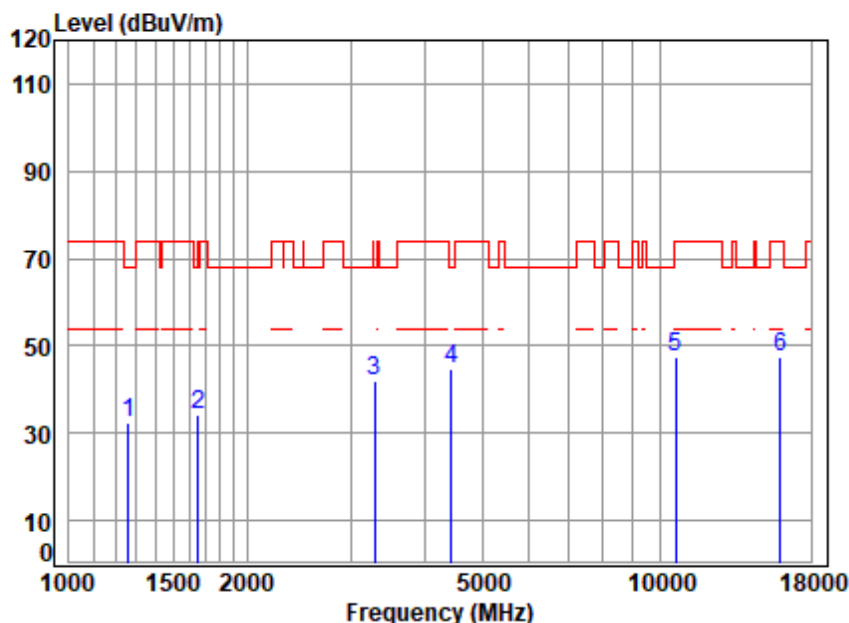


Site : chamber  
Condition: 3m HORIZONTAL  
Job No : 00644CR  
Mode : 5320 TX RSE  
Note : 5G WIFI 11A

		Cable	Ant	Preamp	Read	Limit	Over	
Freq		Loss	Factor	Factor	Level	Level	Line	Limit Remark
MHz		dB	dB/m	dB	dBuV	dBuV/m	dBuV/m	dB
1	1289.627	2.87	24.98	40.35	44.91	32.41	68.20	-35.79 peak
2	1692.231	3.28	26.64	40.63	44.96	34.25	74.00	-39.75 peak
3	3386.297	5.66	31.53	41.60	46.66	42.25	68.20	-25.95 peak
4	4417.841	6.63	33.46	42.49	46.79	44.39	68.20	-23.81 peak
5	10640.000	9.95	37.73	38.31	38.39	47.76	74.00	-26.24 peak
6	15960.000	12.17	40.98	40.57	35.39	47.97	74.00	-26.03 peak



Mode:d; Polarization:Vertical; Modulation:802.11a; bandwidth:20MHz; Channel:High

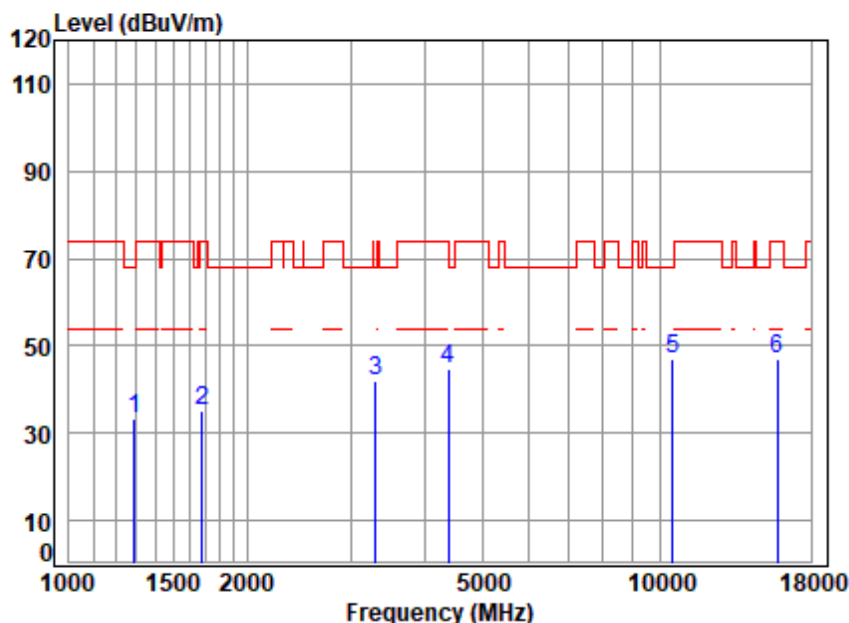


Site : chamber  
Condition: 3m VERTICAL  
Job No : 00644CR  
Mode : 5320 TX RSE  
Note : 5G WIFI 11A

		Cable	Ant	Preamp	Read		Limit	Over	
	Freq	Loss	Factor	Factor	Level	Level	Line	Limit	Remark
	MHz	dB	dB/m	dB	dBuV	dBuV/m	dBuV/m	dB	
1	1260.149	2.79	24.85	40.33	44.98	32.29	68.20	-35.91	peak
2	1653.550	3.15	26.48	40.60	45.40	34.43	68.20	-33.77	peak
3	3289.821	5.95	31.38	41.51	46.11	41.93	68.20	-26.27	peak
4	4430.628	6.59	33.48	42.50	46.97	44.54	68.20	-23.66	peak
5	10640.000	9.95	37.73	38.31	38.26	47.63	74.00	-26.37	peak
6	15960.000	12.17	40.98	40.57	35.09	47.67	74.00	-26.33	peak



Mode:d; Polarization:Horizontal; Modulation:802.11n; bandwidth:20MHz; Channel:Low

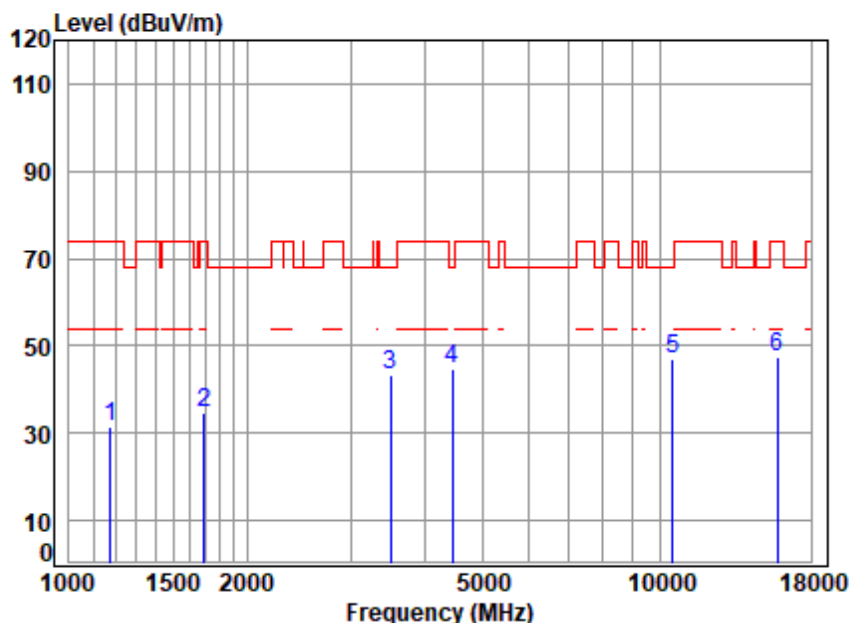


Site : chamber  
Condition: 3m HORIZONTAL  
Job No : 00644CR  
Mode : 5260 TX RSE  
Note : 5G WIFI 11N20

		Cable	Ant	Preamp	Read	Limit	Over	
Freq		Loss	Factor	Factor	Level	Level	Line	Limit Remark
MHz		dB	dB/m	dB	dBuV	dBuV/m	dBuV/m	dB
1	1289.627	2.87	24.98	40.35	45.69	33.19	68.20	-35.01 peak
2	1677.621	3.23	26.58	40.62	46.02	35.21	74.00	-38.79 peak
3	3299.344	6.02	31.39	41.52	46.19	42.08	68.20	-26.12 peak
4	4392.376	6.66	33.42	42.47	47.07	44.68	74.00	-29.32 peak
5	10520.000	9.45	37.70	38.25	38.11	47.01	68.20	-21.19 peak
6	15780.000	11.48	40.87	40.57	35.03	46.81	74.00	-27.19 peak



Mode:d; Polarization:Vertical; Modulation:802.11n; bandwidth:20MHz; Channel:Low



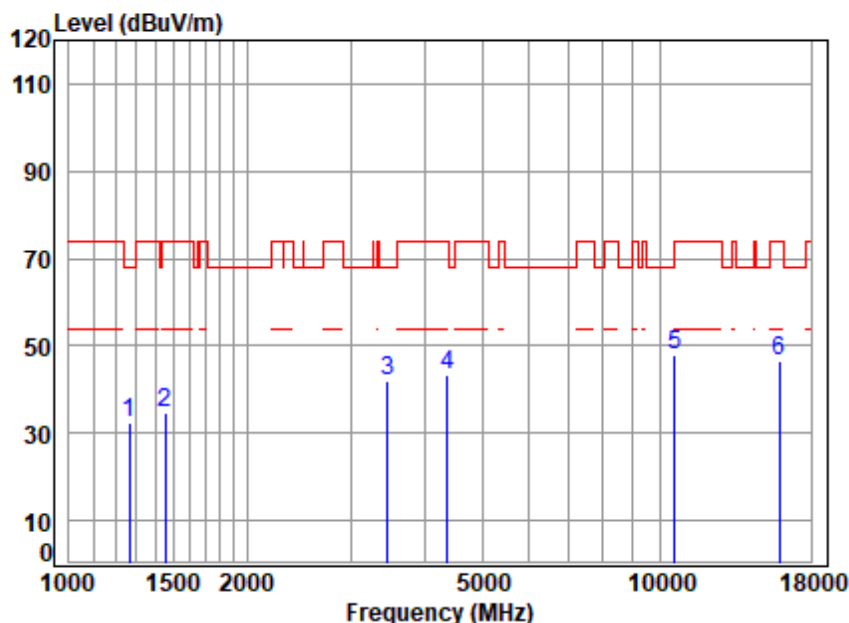
Site : chamber  
Condition: 3m VERTICAL  
Job No : 00644CR  
Mode : 5260 TX RSE  
Note : 5G WIFI 11N20

		Cable	Ant	Preamp	Read	Limit	Over	
Freq		Loss	Factor	Factor	Level	Level	Line	Limit Remark
MHz		dB	dB/m	dB	dBuV	dBuV/m	dBuV/m	dB
1	1175.697	2.53	24.48	40.26	44.72	31.47	74.00	-42.53 peak
2	1692.231	3.28	26.64	40.63	45.23	34.52	74.00	-39.48 peak
3	3495.691	5.45	31.69	41.71	48.01	43.44	68.20	-24.76 peak
4	4456.315	6.51	33.53	42.52	47.27	44.79	68.20	-23.41 peak
5	10520.000	9.45	37.70	38.25	38.27	47.17	68.20	-21.03 peak
6	15780.000	11.48	40.87	40.57	35.56	47.34	74.00	-26.66 peak





Mode:d; Polarization:Horizontal; Modulation:802.11n; bandwidth:20MHz; Channel:middle



Site : chamber  
Condition: 3m HORIZONTAL  
Job No : 00644CR  
Mode : 5300 TX RSE  
Note : 5G WIFI 11N20

		Cable	Ant	Preamp	Read	Limit	Over	
Freq		Loss	Factor	Factor	Level	Level	Line	Limit Remark
MHz		dB	dB/m	dB	dBuV	dBuV/m	dBuV/m	dB
1	1267.454	2.81	24.89	40.34	45.09	32.45	68.20	-35.75 peak
2	1456.081	2.72	25.64	40.48	47.02	34.90	74.00	-39.10 peak
3	3465.510	5.49	31.65	41.68	46.37	41.83	68.20	-26.37 peak
4	4367.058	6.56	33.37	42.45	46.04	43.52	74.00	-30.48 peak
5	10600.000	9.95	37.72	38.29	38.68	48.06	68.20	-20.14 peak
6	15900.000	12.16	40.94	40.57	34.13	46.66	74.00	-27.34 peak

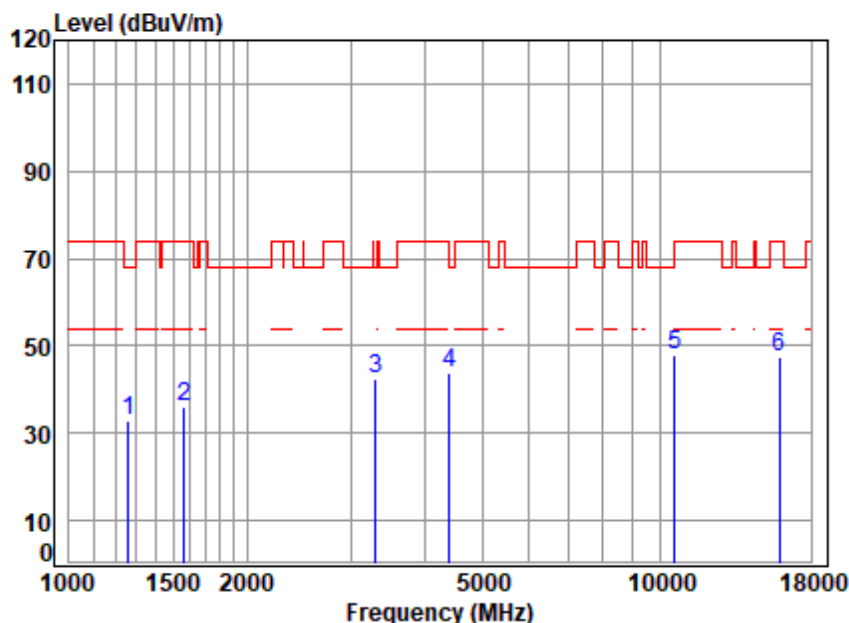


SGS-CSTC Standards Technical Services Co., Ltd.  
Shenzhen Branch (China) Limited Laboratory

Unless otherwise agreed in writing, this document is issued by the Company subject to its General Conditions of Service printed overleaf, available on request or accessible at <http://www.sgs.com/en/Terms-and-Conditions.aspx> and, for electronic format documents, subject to Terms and Conditions for Electronic Documents at <http://www.sgs.com/en/Terms-and-Conditions/Terms-e-Documents.aspx>. Attention is drawn to the limitation of liability, indemnification and jurisdiction issues defined therein. Any holder of this document is advised that information contained hereon reflects the Company's findings at the time of its intervention only and within the limits of Client's instructions, if any. The Company's sole responsibility is to its Client and this document does not exonerate parties to a transaction from exercising all their rights and obligations under the transaction documents. This document cannot be reproduced except in full, without prior written approval of the Company. Any unauthorized alteration, forgery or falsification of the content or appearance of this document is unlawful and offenders may be prosecuted to the fullest extent of the law. Unless otherwise stated the results shown in this test report refer only to the sample(s) tested and such sample(s) are retained for 30 days only.  
Attention: To check the authenticity of testing / inspection report and certificate, please contact us at telephone: (86-755) 8307 1443, or email: [CN.Doccheck@sgs.com](mailto:CN.Doccheck@sgs.com)

No.1 Workshop, M-10, Middle Section, Science & Technology Park, Shenzhen, China 518057 t (86-755) 26012053 f (86-755) 26710594 www.sgs.com.cn  
中国·深圳·科技园中区M-10栋一号厂房 邮编: 518057 t (86-755) 26012053 f (86-755) 26710594 sgs.china@sgs.com

Mode:d; Polarization:Vertical; Modulation:802.11n; bandwidth:20MHz; Channel:middle

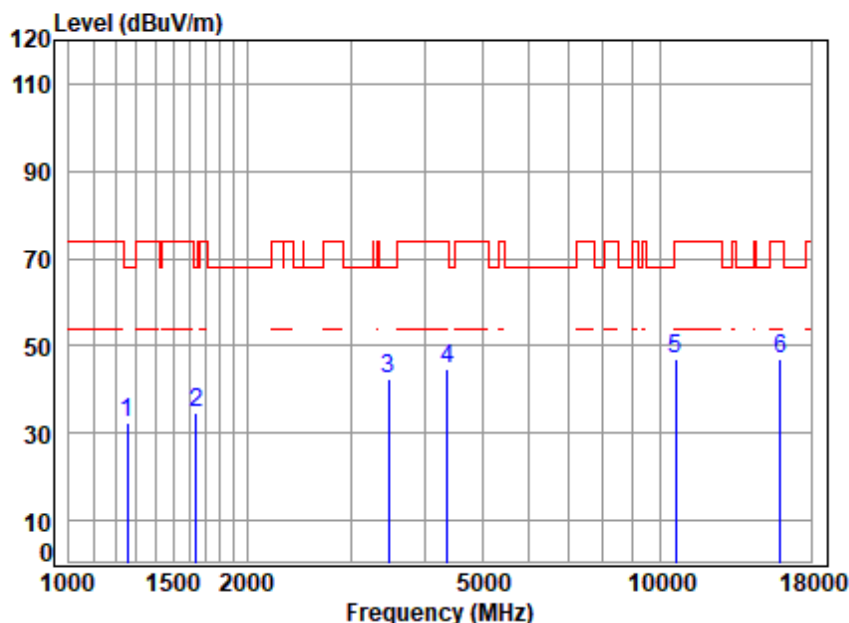


Site : chamber  
Condition: 3m VERTICAL  
Job No : 00644CR  
Mode : 5300 TX RSE  
Note : 5G WIFI 11N20

		Cable	Ant	Preamp	Read	Limit	Over	
Freq		Loss	Factor	Factor	Level	Level	Line	Limit Remark
MHz		dB	dB/m	dB	dBuV	dBuV/m	dBuV/m	dB
1	1260.149	2.79	24.85	40.33	45.64	32.95	68.20	-35.25 peak
2	1565.191	2.96	26.10	40.55	47.32	35.83	74.00	-38.17 peak
3	3299.344	6.02	31.39	41.52	46.45	42.34	68.20	-25.86 peak
4	4405.090	6.67	33.44	42.48	46.12	43.75	68.20	-24.45 peak
5	10600.000	9.95	37.72	38.29	38.66	48.04	68.20	-20.16 peak
6	15900.000	12.16	40.94	40.57	34.98	47.51	74.00	-26.49 peak



Mode:d; Polarization:Horizontal; Modulation:802.11n; bandwidth:20MHz; Channel:High

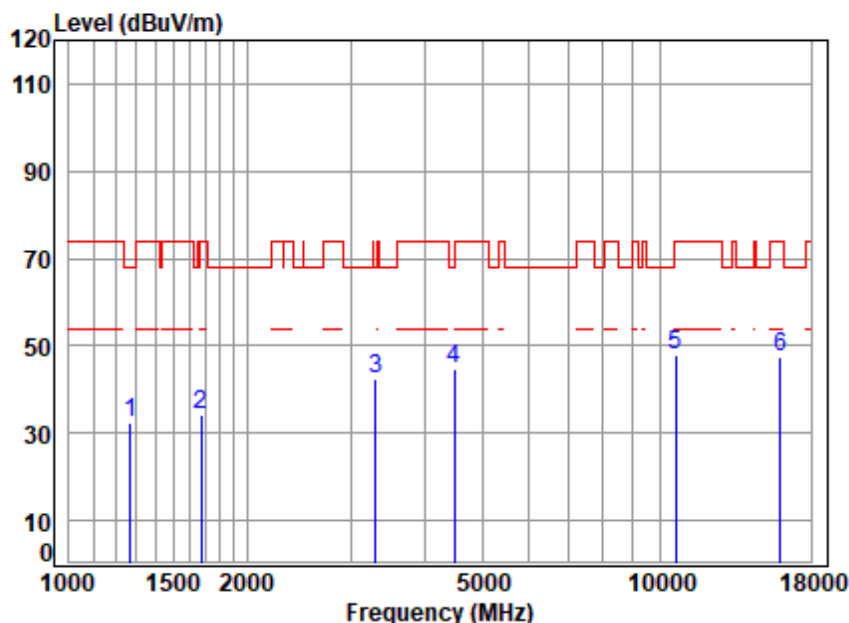


Site : chamber  
Condition: 3m HORIZONTAL  
Job No : 00644CR  
Mode : 5320 TX RSE  
Note : 5G WIFI 11N20

		Cable	Ant	Preamp	Read	Limit	Over	
Freq		Loss	Factor	Factor	Level	Level	Line	Limit Remark
MHz		dB	dB/m	dB	dBuV	dBuV/m	dBuV/m	dB
1	1256.512	2.79	24.84	40.33	44.97	32.27	68.20	-35.93 peak
2	1644.019	3.11	26.44	40.60	45.73	34.68	68.20	-33.52 peak
3	3475.541	5.48	31.66	41.69	47.11	42.56	68.20	-25.64 peak
4	4367.058	6.56	33.37	42.45	47.41	44.89	74.00	-29.11 peak
5	10640.000	9.95	37.73	38.31	37.67	47.04	74.00	-26.96 peak
6	15960.000	12.17	40.98	40.57	34.59	47.17	74.00	-26.83 peak



Mode:d; Polarization:Vertical; Modulation:802.11n; bandwidth:20MHz; Channel:High



Site : chamber  
Condition: 3m VERTICAL  
Job No : 00644CR  
Mode : 5320 TX RSE  
Note : 5G WIFI 11N20

		Cable	Ant	Preamp	Read		Limit	Over	
	Freq	Loss	Factor	Factor	Level	Level	Line	Limit	Remark
	MHz	dB	dB/m	dB	dBuV	dBuV/m	dBuV/m	dB	
1	1271.123	2.82	24.90	40.34	44.90	32.28	68.20	-35.92	peak
2	1672.779	3.21	26.56	40.62	45.05	34.20	74.00	-39.80	peak
3	3299.344	6.02	31.39	41.52	46.49	42.38	68.20	-25.82	peak
4	4495.125	6.39	33.59	42.55	47.27	44.70	68.20	-23.50	peak
5	10640.000	9.95	37.73	38.31	38.38	47.75	74.00	-26.25	peak
6	15960.000	12.17	40.98	40.57	35.08	47.66	74.00	-26.34	peak



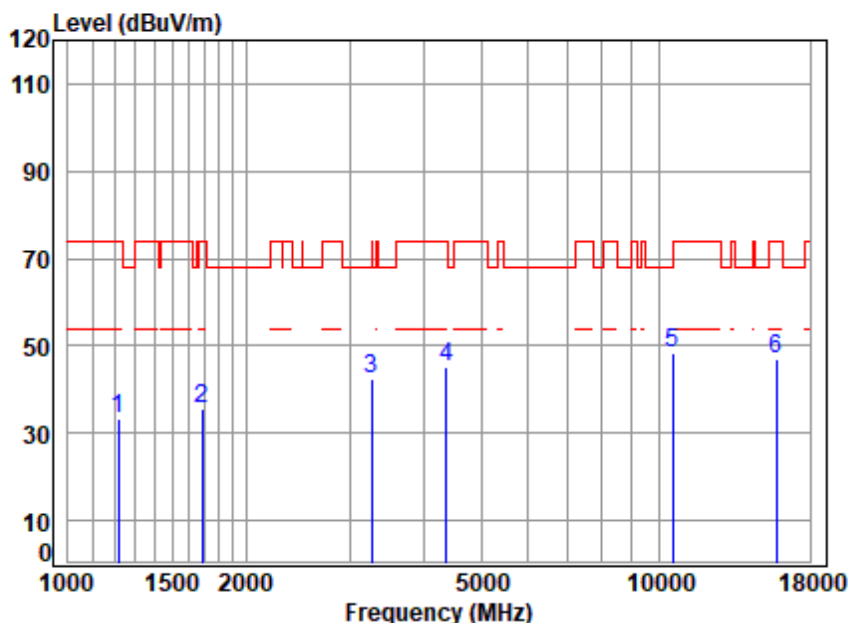
SGS-CSTC Standards Technical Services Co., Ltd.  
Shenzhen Branch (CMAA) Laboratory

Unless otherwise agreed in writing, this document is issued by the Company subject to its General Conditions of Service printed overleaf, available on request or accessible at <http://www.sgs.com/en/Terms-and-Conditions.aspx> and, for electronic format documents, subject to Terms and Conditions for Electronic Documents at <http://www.sgs.com/en/Terms-and-Conditions/Terms-e-Documents.aspx>. Attention is drawn to the limitation of liability, indemnification and jurisdiction issues defined therein. Any holder of this document is advised that information contained hereon reflects the Company's findings at the time of its intervention only and within the limits of Client's instructions, if any. The Company's sole responsibility is to its Client and this document does not exonerate parties to a transaction from exercising all their rights and obligations under the transaction documents. This document cannot be reproduced except in full, without prior written approval of the Company. Any unauthorized alteration, forgery or falsification of the content or appearance of this document is unlawful and offenders may be prosecuted to the fullest extent of the law. Unless otherwise stated the results shown in this test report refer only to the sample(s) tested and such sample(s) are retained for 30 days only.  
Attention: To check the authenticity of testing / inspection report and certificate, please contact us at telephone: (86-755) 8307 1443, or email: [CN.Doccheck@sgs.com](mailto:CN.Doccheck@sgs.com)

No.1 Workshop, M-10, Middle Section, Science & Technology Park, Shenzhen, China 518057 t (86-755) 26012053 f (86-755) 26710594 www.sgs.com.cn  
中国·深圳·科技园中区M-10栋一号厂房 邮编: 518057 t (86-755) 26012053 f (86-755) 26710594 sgs.china@sgs.com



Mode:d; Polarization:Horizontal; Modulation:802.11n; bandwidth:40MHz; Channel:Low

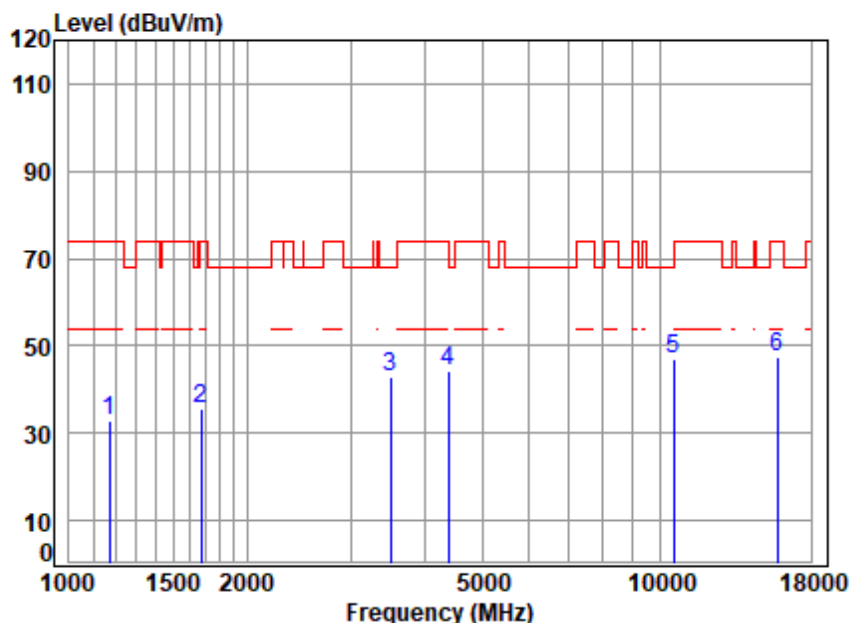


Site : chamber  
Condition: 3m HORIZONTAL  
Job No : 00644CR  
Mode : 5270 TX RSE  
Note : 5G WIFI 11N40

		Cable	Ant	Preamp	Read	Limit	Over	
	Freq	Loss	Factor	Factor	Level	Level	Line	Limit Remark
	MHz	dB	dB/m	dB	dBuV	dBuV/m	dBuV/m	dB
1	1217.190	2.68	24.67	40.30	46.21	33.26	74.00	-40.74 peak
2	1687.347	3.27	26.62	40.62	46.10	35.37	74.00	-38.63 peak
3	3261.418	5.74	31.33	41.48	46.85	42.44	74.00	-31.56 peak
4	4367.058	6.56	33.37	42.45	47.73	45.21	74.00	-28.79 peak
5	10540.000	9.57	37.71	38.26	39.30	48.32	68.20	-19.88 peak
6	15810.000	11.55	40.89	40.57	34.93	46.80	74.00	-27.20 peak



Mode:d; Polarization:Vertical; Modulation:802.11n; bandwidth:40MHz; Channel:Low



Site : chamber

Condition: 3m VERTICAL

Job No : 00644CR

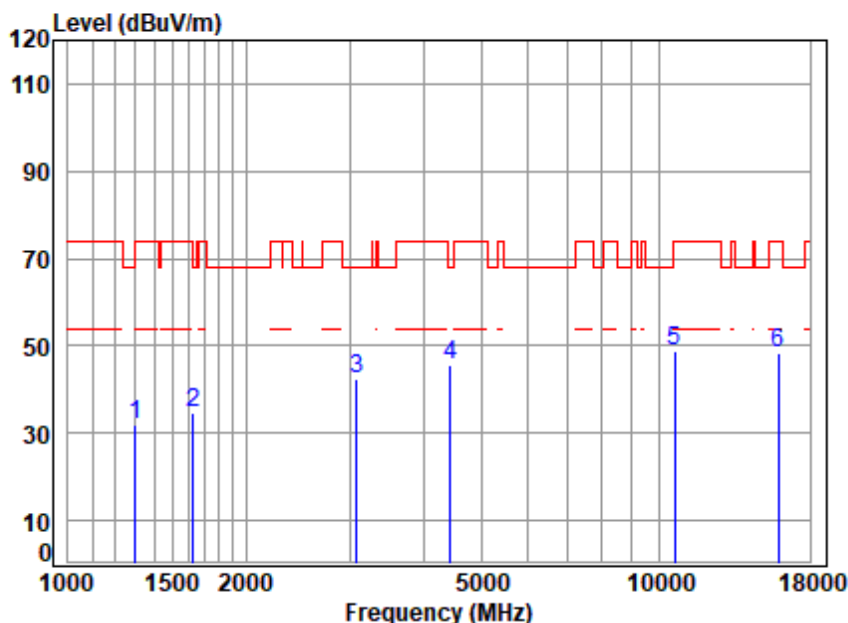
Mode : 5270 TX RSE

Note : 5G WIFI 11N40

		Cable	Ant	Preamp	Read	Limit	Over	
	Freq	Loss	Factor	Factor	Level	Level	Line	Limit Remark
	MHz	dB	dB/m	dB	dBuV	dBuV/m	dBuV/m	dB
1	1168.920	2.50	24.45	40.26	45.97	32.66	74.00	-41.34 peak
2	1672.779	3.21	26.56	40.62	46.48	35.63	74.00	-38.37 peak
3	3495.691	5.45	31.69	41.71	47.42	42.85	68.20	-25.35 peak
4	4379.699	6.61	33.39	42.46	46.94	44.48	74.00	-29.52 peak
5	10540.000	9.57	37.71	38.26	38.06	47.08	68.20	-21.12 peak
6	15810.000	11.55	40.89	40.57	35.63	47.50	74.00	-26.50 peak



Mode:d; Polarization:Horizontal; Modulation:802.11n; bandwidth:40MHz; Channel:High

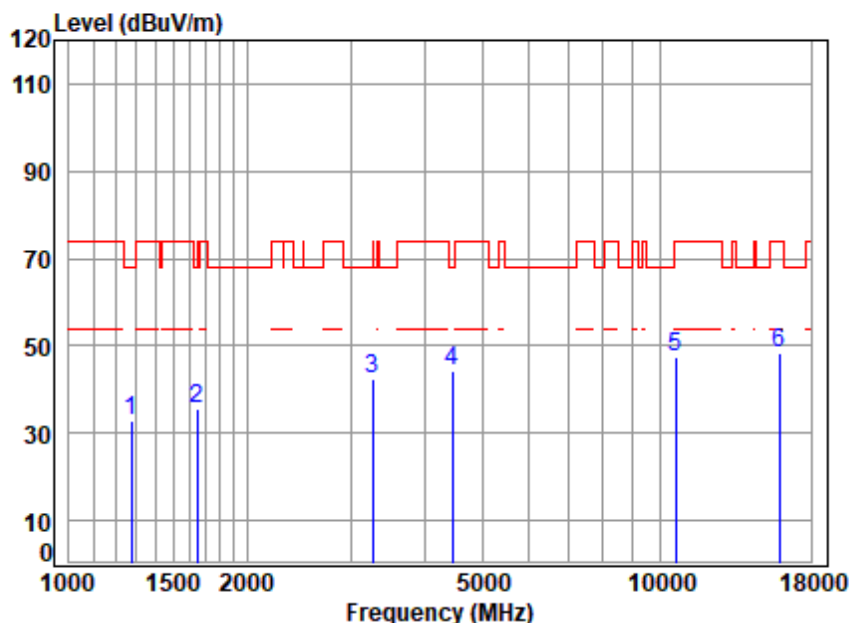


Site : chamber  
Condition: 3m HORIZONTAL  
Job No : 00644CR  
Mode : 5310 TX RSE  
Note : 5G WIFI 11N40

		Cable	Ant	Preamp	Read		Limit	Over	
	Freq	Loss	Factor	Factor	Level	Level	Line	Limit	Remark
	MHz	dB	dB/m	dB	dBuV	dBuV/m	dBuV/m	dB	
1	1300.858	2.90	25.03	40.36	44.31	31.88	74.00	-42.12	peak
2	1629.825	3.06	26.38	40.59	45.67	34.52	68.20	-33.68	peak
3	3078.229	4.85	31.03	41.29	47.74	42.33	68.20	-25.87	peak
4	4443.453	6.55	33.50	42.51	48.02	45.56	68.20	-22.64	peak
5	10620.000	9.95	37.72	38.30	39.23	48.60	74.00	-25.40	peak
6	15930.000	12.17	40.96	40.57	35.74	48.30	74.00	-25.70	peak



Mode:d; Polarization:Vertical; Modulation:802.11n; bandwidth:40MHz; Channel:High



Site : chamber  
Condition: 3m VERTICAL  
Job No : 00644CR  
Mode : 5310 TX RSE  
Note : 5G WIFI 11N40

		Cable	Ant	Preamp	Read	Limit	Over	
Freq		Loss	Factor	Factor	Level	Level	Line	Limit Remark
MHz		dB	dB/m	dB	dBuV	dBuV/m	dBuV/m	dB
1	1274.802	2.83	24.92	40.34	45.22	32.63	68.20	-35.57 peak
2	1648.778	3.13	26.46	40.60	46.76	35.75	68.20	-32.45 peak
3	3261.418	5.74	31.33	41.48	46.85	42.44	74.00	-31.56 peak
4	4456.315	6.51	33.53	42.52	46.93	44.45	68.20	-23.75 peak
5	10620.000	9.95	37.72	38.30	38.15	47.52	74.00	-26.48 peak
6	15930.000	12.17	40.96	40.57	36.03	48.59	74.00	-25.41 peak



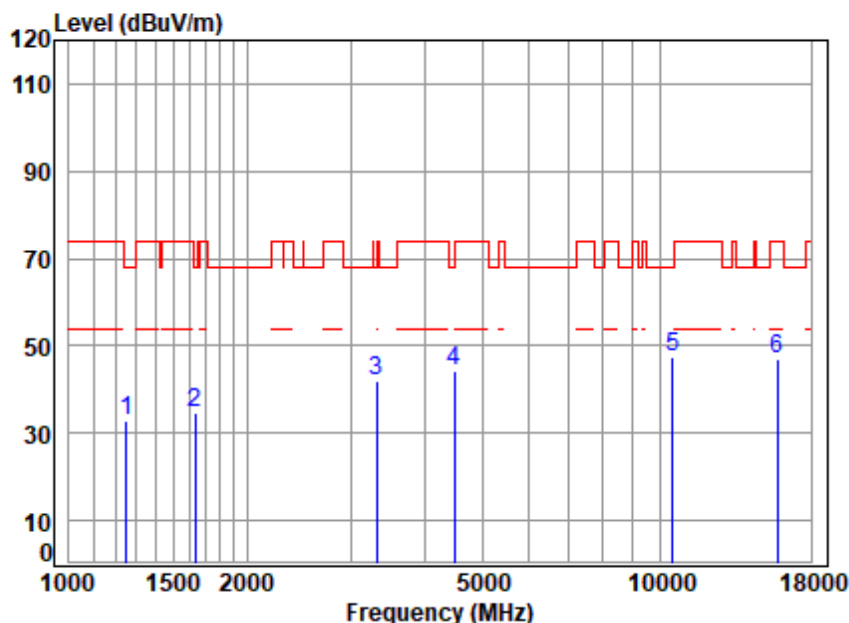
SGS-CSTC Standards Technical Services Co., Ltd.  
Shenzhen Branch (CMAA) Laboratory

Unless otherwise agreed in writing, this document is issued by the Company subject to its General Conditions of Service printed overleaf, available on request or accessible at <http://www.sgs.com/en/Terms-and-Conditions.aspx> and, for electronic format documents, subject to Terms and Conditions for Electronic Documents at <http://www.sgs.com/en/Terms-and-Conditions/Terms-e-Documents.aspx>. Attention is drawn to the limitation of liability, indemnification and jurisdiction issues defined therein. Any holder of this document is advised that information contained hereon reflects the Company's findings at the time of its intervention only and within the limits of Client's instructions, if any. The Company's sole responsibility is to its Client and this document does not exonerate parties to a transaction from exercising all their rights and obligations under the transaction documents. This document cannot be reproduced except in full, without prior written approval of the Company. Any unauthorized alteration, forgery or falsification of the content or appearance of this document is unlawful and offenders may be prosecuted to the fullest extent of the law. Unless otherwise stated the results shown in this test report refer only to the sample(s) tested and such sample(s) are retained for 30 days only.  
Attention: To check the authenticity of testing / inspection report and certificate, please contact us at telephone: (86-755) 8307 1443, or email: [CN.Doccheck@sgs.com](mailto:CN.Doccheck@sgs.com)

No.1 Workshop, M-10, Middle Section, Science & Technology Park, Shenzhen, China 518057 t (86-755) 26012053 f (86-755) 26710594 www.sgs.com.cn  
中国·深圳·科技园中区M-10栋一号厂房 邮编: 518057 t (86-755) 26012053 f (86-755) 26710594 sgs.china@sgs.com



Mode:d; Polarization:Horizontal; Modulation:802.11ac; bandwidth:20MHz; Channel:Low

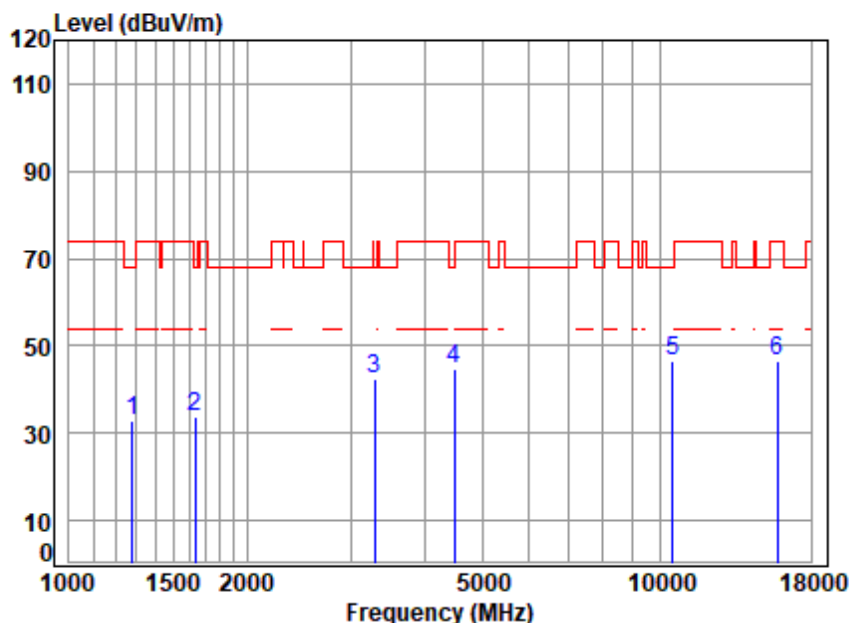


Site : chamber  
Condition: 3m HORIZONTAL  
Job No : 00644CR  
Mode : 5260 TX RSE  
Note : 5G WIFI 11AC20

		Cable	Ant	Preamp	Read		Limit	Over	
	Freq	Loss	Factor	Factor	Level	Level	Line	Limit	Remark
	MHz	dB	dB/m	dB	dBuV	dBuV/m	dBuV/m	dB	
1	1252.885	2.78	24.82	40.33	45.53	32.80	68.20	-35.40	peak
2	1634.543	3.08	26.40	40.59	45.71	34.60	68.20	-33.60	peak
3	3318.471	5.94	31.42	41.54	46.11	41.93	68.20	-26.27	peak
4	4482.150	6.43	33.57	42.54	46.93	44.39	68.20	-23.81	peak
5	10520.000	9.45	37.70	38.25	38.63	47.53	68.20	-20.67	peak
6	15780.000	11.48	40.87	40.57	35.13	46.91	74.00	-27.09	peak



Mode:d; Polarization:Vertical; Modulation:802.11ac; bandwidth:20MHz; Channel:Low



Site : chamber  
Condition: 3m VERTICAL  
Job No : 00644CR  
Mode : 5260 TX RSE  
Note : 5G WIFI 11AC20

		Cable	Ant	Preamp	Read	Limit	Over	
Freq		Loss	Factor	Factor	Level	Level	Line	Limit Remark
	MHz	dB	dB/m	dB	dBuV	dBuV/m	dBuV/m	dB
1	1282.193	2.85	24.95	40.35	45.42	32.87	68.20	-35.33 peak
2	1634.543	3.08	26.40	40.59	44.93	33.82	68.20	-34.38 peak
3	3289.821	5.95	31.38	41.51	46.63	42.45	68.20	-25.75 peak
4	4482.150	6.43	33.57	42.54	47.04	44.50	68.20	-23.70 peak
5	10520.000	9.45	37.70	38.25	37.81	46.71	68.20	-21.49 peak
6	15780.000	11.48	40.87	40.57	34.82	46.60	74.00	-27.40 peak

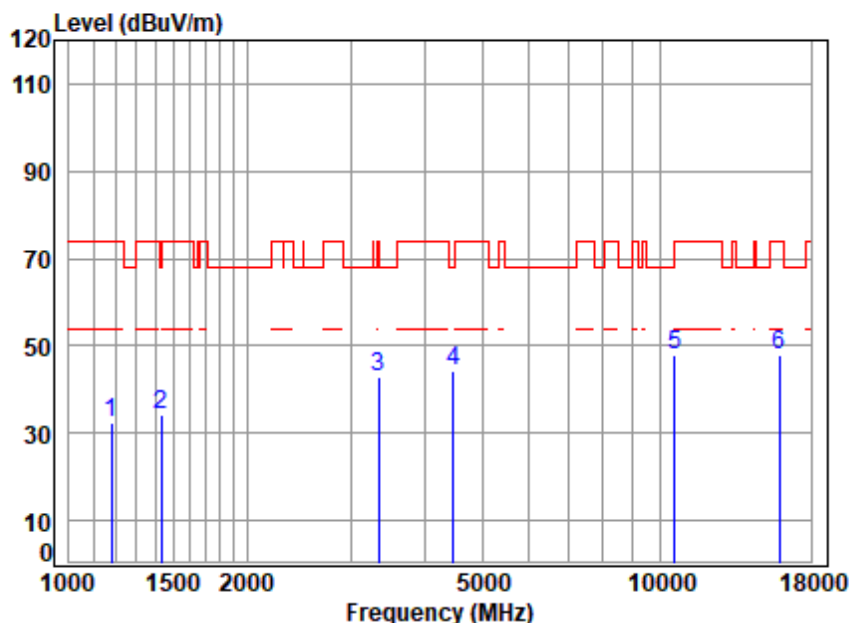


SGS-CSTC Standards Technical Services Co., Ltd.  
Shenzhen Branch (CMAA) Laboratory

Unless otherwise agreed in writing, this document is issued by the Company subject to its General Conditions of Service printed overleaf, available on request or accessible at <http://www.sgs.com/en/Terms-and-Conditions.aspx> and, for electronic format documents, subject to Terms and Conditions for Electronic Documents at <http://www.sgs.com/en/Terms-and-Conditions/Terms-e-Documents.aspx>. Attention is drawn to the limitation of liability, indemnification and jurisdiction issues defined therein. Any holder of this document is advised that information contained hereon reflects the Company's findings at the time of its intervention only and within the limits of Client's instructions, if any. The Company's sole responsibility is to its Client and this document does not exonerate parties to a transaction from exercising all their rights and obligations under the transaction documents. This document cannot be reproduced except in full, without prior written approval of the Company. Any unauthorized alteration, forgery or falsification of the content or appearance of this document is unlawful and offenders may be prosecuted to the fullest extent of the law. Unless otherwise stated the results shown in this test report refer only to the sample(s) tested and such sample(s) are retained for 30 days only.  
Attention: To check the authenticity of testing / inspection report and certificate, please contact us at telephone: (86-755) 8307 1443, or email: [CN.Doccheck@sgs.com](mailto:CN.Doccheck@sgs.com)

No.1 Workshop, M-10, Middle Section, Science & Technology Park, Shenzhen, China 518057 t (86-755) 26012053 f (86-755) 26710594 www.sgs.com.cn  
中国·深圳·科技园中区M-10栋一号厂房 邮编: 518057 t (86-755) 26012053 f (86-755) 26710594 sgs.china@sgs.com

Mode:d; Polarization:Horizontal; Modulation:802.11ac; bandwidth:20MHz; Channel:middle

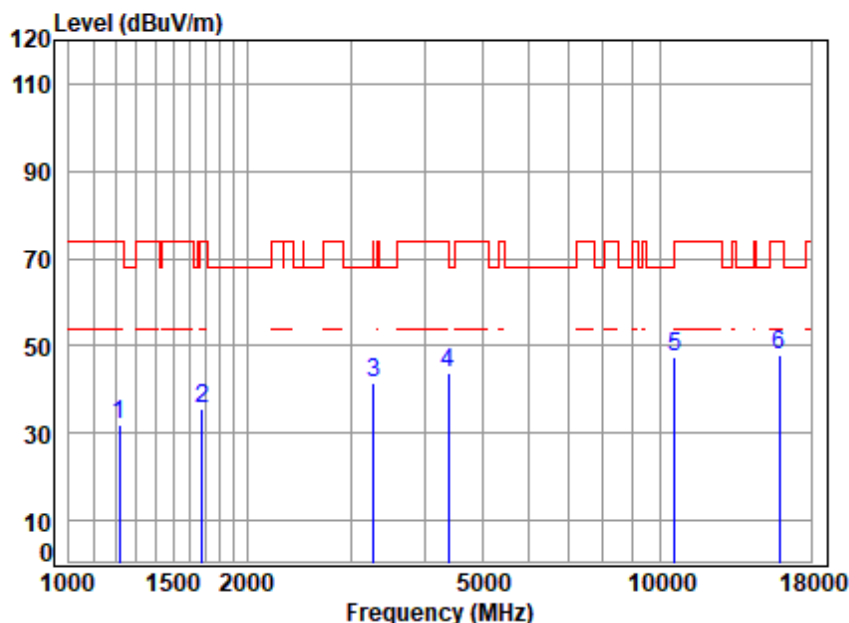


Site : chamber  
Condition: 3m HORIZONTAL  
Job No : 00644CR  
Mode : 5300 TX RSE  
Note : 5G WIFI 11AC20

		Cable	Ant	Preamp	Read		Limit	Over	
Freq		Loss	Factor	Factor	Level	Level	Line	Limit	Remark
	MHz	dB	dB/m	dB	dBuV	dBuV/m	dBuV/m	dB	
1	1179.100	2.54	24.49	40.26	45.78	32.55	74.00	-41.45	peak
2	1435.189	2.59	25.56	40.46	46.32	34.01	74.00	-39.99	peak
3	3337.710	5.86	31.45	41.56	47.09	42.84	74.00	-31.16	peak
4	4469.214	6.47	33.55	42.53	46.68	44.17	68.20	-24.03	peak
5	10600.000	9.95	37.72	38.29	38.54	47.92	68.20	-20.28	peak
6	15900.000	12.16	40.94	40.57	35.48	48.01	74.00	-25.99	peak



Mode:d; Polarization:Vertical; Modulation:802.11ac; bandwidth:20MHz; Channel:middle



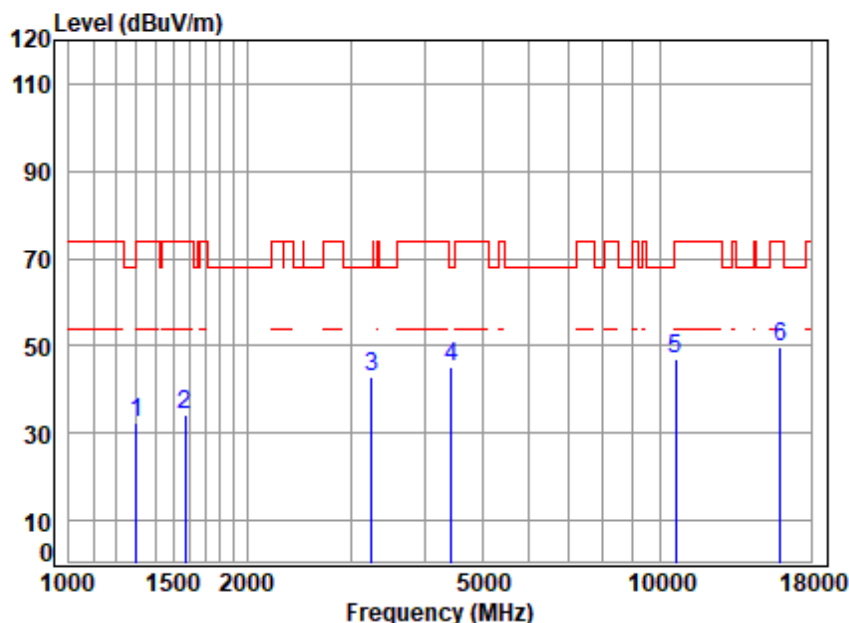
Site : chamber  
Condition: 3m VERTICAL  
Job No : 00644CR  
Mode : 5300 TX RSE  
Note : 5G WIFI 11AC20

		Cable	Ant	Preamp	Read	Limit	Over	
Freq		Loss	Factor	Factor	Level	Level	Line	Limit Remark
MHz		dB	dB/m	dB	dBuV	dBuV/m	dBuV/m	dB
1	1217.190	2.68	24.67	40.30	44.96	32.01	74.00	-41.99 peak
2	1677.621	3.23	26.58	40.62	46.28	35.47	74.00	-38.53 peak
3	3270.858	5.81	31.35	41.49	45.75	41.42	68.20	-26.78 peak
4	4379.699	6.61	33.39	42.46	46.48	44.02	74.00	-29.98 peak
5	10600.000	9.95	37.72	38.29	38.25	47.63	68.20	-20.57 peak
6	15900.000	12.16	40.94	40.57	35.37	47.90	74.00	-26.10 peak





Mode:d; Polarization:Horizontal; Modulation:802.11ac; bandwidth:20MHz; Channel:High

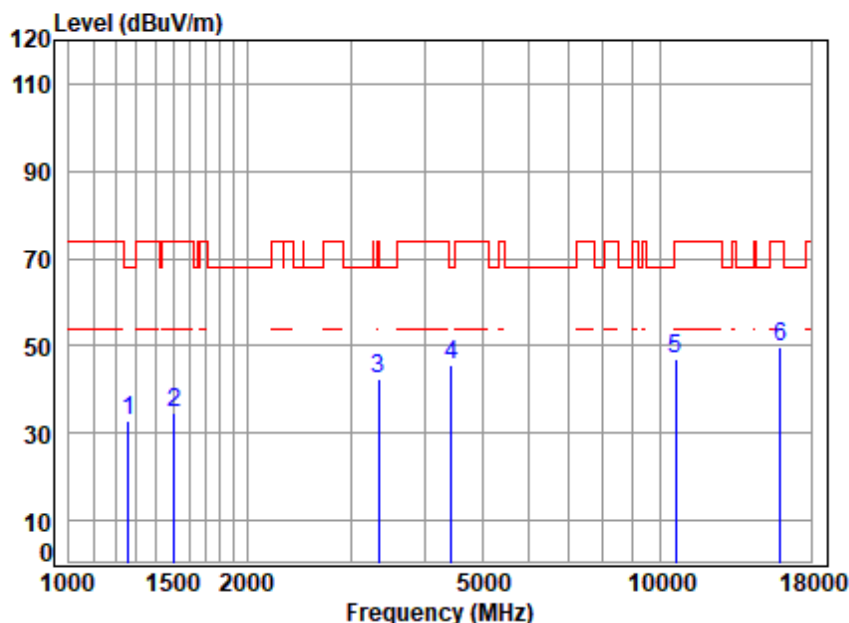


Site : chamber  
Condition: 3m HORIZONTAL  
Job No : 00644CR  
Mode : 5320 TX RSE  
Note : 5G WIFI 11AC20

		Cable	Ant	Preamp	Read		Limit	Over	
	Freq	Loss	Factor	Factor	Level	Level	Line	Limit	Remark
	MHz	dB	dB/m	dB	dBuV	dBuV/m	dBuV/m	dB	
1	1300.858	2.90	25.03	40.36	44.98	32.55	74.00	-41.45	peak
2	1574.265	2.96	26.14	40.55	45.49	34.04	74.00	-39.96	peak
3	3252.005	5.67	31.32	41.47	47.31	42.83	68.20	-25.37	peak
4	4430.628	6.59	33.48	42.50	47.44	45.01	68.20	-23.19	peak
5	10640.000	9.95	37.73	38.31	37.52	46.89	74.00	-27.11	peak
6	15960.000	12.17	40.98	40.57	36.96	49.54	74.00	-24.46	peak



Mode:d; Polarization:Vertical; Modulation:802.11ac; bandwidth:20MHz; Channel:High

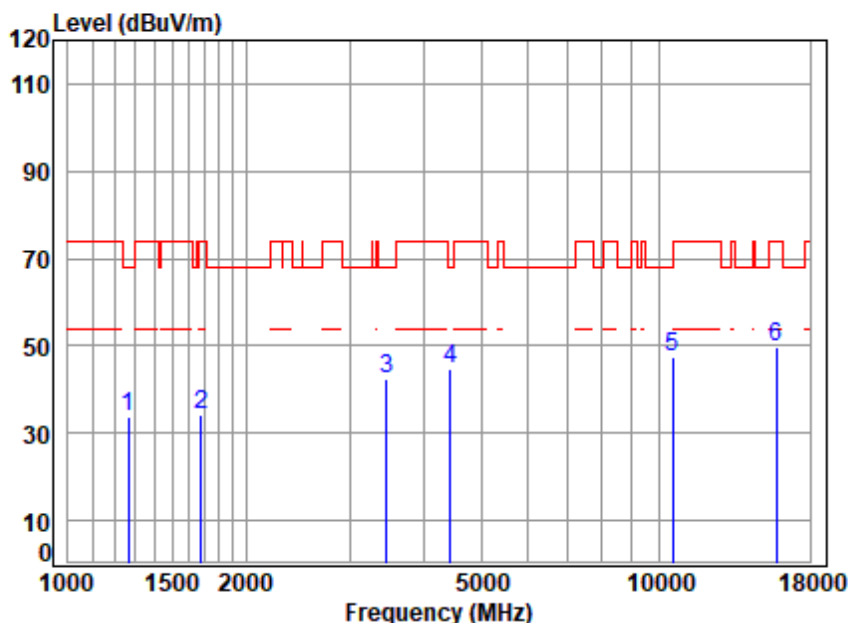


Site : chamber  
Condition: 3m VERTICAL  
Job No : 00644CR  
Mode : 5320 TX RSE  
Note : 5G WIFI 11AC20

		Cable	Ant	Preamp	Read	Limit	Over	
Freq		Loss	Factor	Factor	Level	Level	Line	Limit Remark
	MHz	dB	dB/m	dB	dBuV	dBuV/m	dBuV/m	dB
1	1260.149	2.79	24.85	40.33	45.73	33.04	68.20	-35.16 peak
2	1507.470	2.99	25.83	40.51	46.56	34.87	74.00	-39.13 peak
3	3347.371	5.82	31.47	41.56	46.51	42.24	74.00	-31.76 peak
4	4443.453	6.55	33.50	42.51	47.89	45.43	68.20	-22.77 peak
5	10640.000	9.95	37.73	38.31	37.74	47.11	74.00	-26.89 peak
6	15960.000	12.17	40.98	40.57	37.01	49.59	74.00	-24.41 peak



Mode:d; Polarization:Horizontal; Modulation:802.11ac; bandwidth:40MHz; Channel:Low

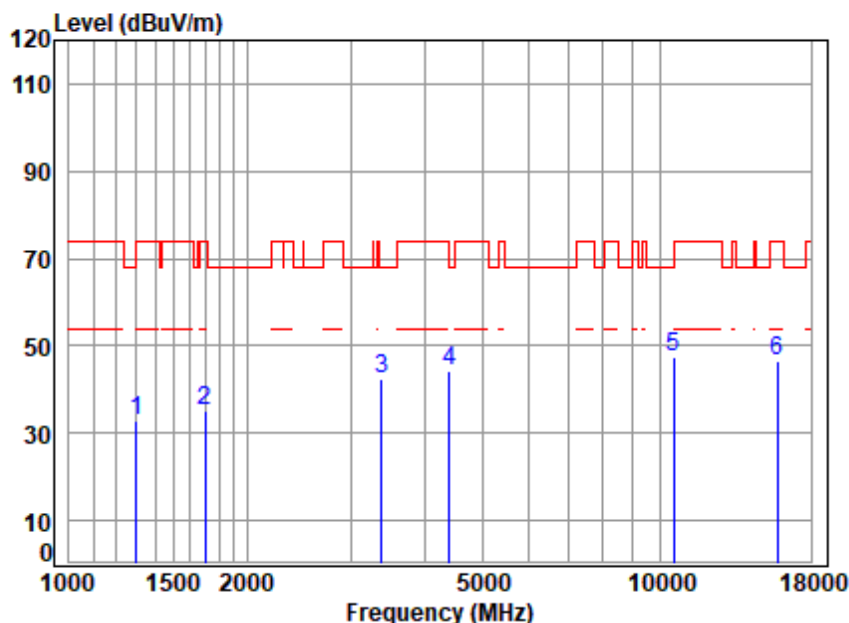


Site : chamber  
Condition: 3m HORIZONTAL  
Job No : 00644CR  
Mode : 5270 TX RSE  
Note : 5G WIFI 11AC40

		Cable	Ant	Preamp	Read	Limit	Over	
Freq		Loss	Factor	Factor	Level	Level	Line	Limit Remark
MHz		dB	dB/m	dB	dBuV	dBuV/m	dBuV/m	dB
1	1263.796	2.80	24.87	40.33	46.24	33.58	68.20	-34.62 peak
2	1677.621	3.23	26.58	40.62	44.93	34.12	74.00	-39.88 peak
3	3465.510	5.49	31.65	41.68	47.09	42.55	68.20	-25.65 peak
4	4443.453	6.55	33.50	42.51	47.23	44.77	68.20	-23.43 peak
5	10540.000	9.57	37.71	38.26	38.53	47.55	68.20	-20.65 peak
6	15810.000	11.55	40.89	40.57	38.02	49.89	74.00	-24.11 peak



Mode:d; Polarization:Vertical; Modulation:802.11ac; bandwidth:40MHz; Channel:Low



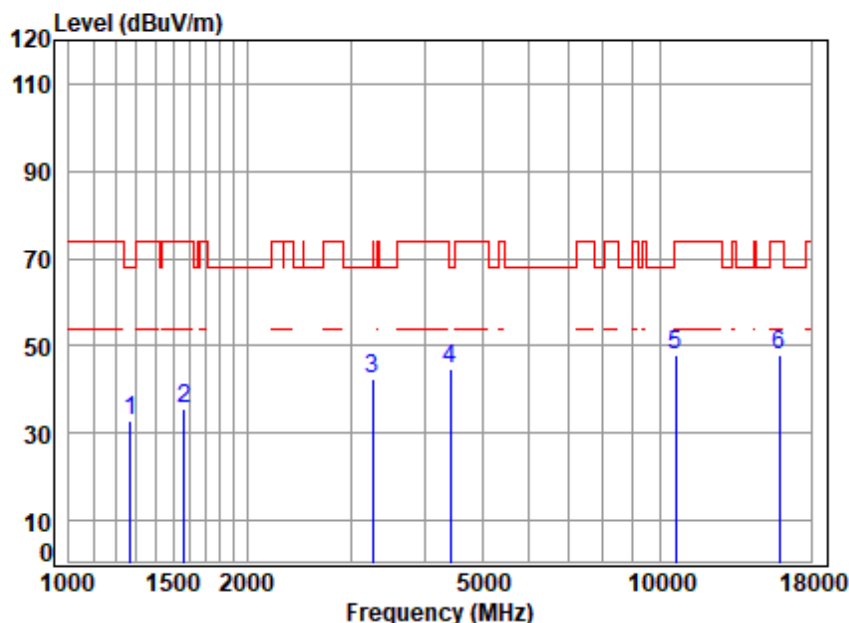
Site : chamber  
Condition: 3m VERTICAL  
Job No : 00644CR  
Mode : 5270 TX RSE  
Note : 5G WIFI 11AC40

		Cable	Ant	Preamp	Read	Limit	Over	
Freq		Loss	Factor	Factor	Level	Level	Line	Limit Remark
MHz		dB	dB/m	dB	dBuV	dBuV/m	dBuV/m	dB
1	1300.858	2.90	25.03	40.36	45.07	32.64	74.00	-41.36 peak
2	1697.129	3.30	26.66	40.63	45.77	35.10	74.00	-38.90 peak
3	3386.297	5.66	31.53	41.60	46.66	42.25	68.20	-25.95 peak
4	4405.090	6.67	33.44	42.48	46.68	44.31	68.20	-23.89 peak
5	10540.000	9.57	37.71	38.26	38.36	47.38	68.20	-20.82 peak
6	15810.000	11.55	40.89	40.57	34.80	46.67	74.00	-27.33 peak





Mode:d; Polarization:Horizontal; Modulation:802.11ac; bandwidth:40MHz; Channel:High



Site : chamber  
Condition: 3m HORIZONTAL  
Job No : 00644CR  
Mode : 5310 TX RSE  
Note : 5G WIFI 11AC40

		Cable	Ant	Preamp	Read	Limit	Over	
Freq		Loss	Factor	Factor	Level	Level	Line	Limit Remark
	MHz	dB	dB/m	dB	dBuV	dBuV/m	dBuV/m	dB
1	1271.123	2.82	24.90	40.34	45.39	32.77	68.20	-35.43 peak
2	1565.191	2.96	26.10	40.55	47.01	35.52	74.00	-38.48 peak
3	3261.418	5.74	31.33	41.48	46.92	42.51	74.00	-31.49 peak
4	4417.841	6.63	33.46	42.49	47.08	44.68	68.20	-23.52 peak
5	10620.000	9.95	37.72	38.30	38.60	47.97	74.00	-26.03 peak
6	15930.000	12.17	40.96	40.57	35.41	47.97	74.00	-26.03 peak

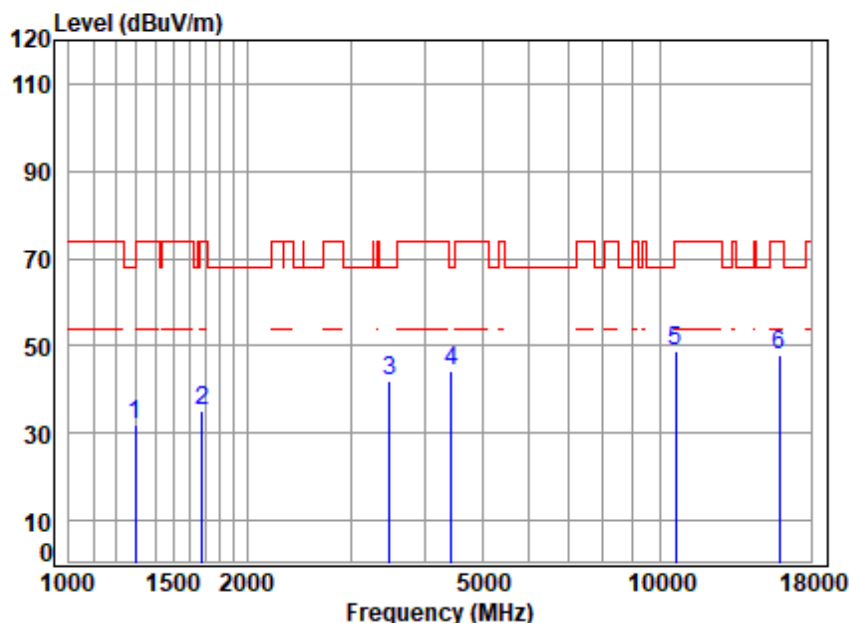


SGS-CSTC Standards Technical Services Co., Ltd.  
Shenzhen Branch (CMAA) Laboratory

Unless otherwise agreed in writing, this document is issued by the Company subject to its General Conditions of Service printed overleaf, available on request or accessible at <http://www.sgs.com/en/Terms-and-Conditions.aspx> and, for electronic format documents, subject to Terms and Conditions for Electronic Documents at <http://www.sgs.com/en/Terms-and-Conditions/Terms-e-Documents.aspx>. Attention is drawn to the limitation of liability, indemnification and jurisdiction issues defined therein. Any holder of this document is advised that information contained hereon reflects the Company's findings at the time of its intervention only and within the limits of Client's instructions, if any. The Company's sole responsibility is to its Client and this document does not exonerate parties to a transaction from exercising all their rights and obligations under the transaction documents. This document cannot be reproduced except in full, without prior written approval of the Company. Any unauthorized alteration, forgery or falsification of the content or appearance of this document is unlawful and offenders may be prosecuted to the fullest extent of the law. Unless otherwise stated the results shown in this test report refer only to the sample(s) tested and such sample(s) are retained for 30 days only.  
Attention: To check the authenticity of testing / inspection report and certificate, please contact us at telephone: (86-755) 8307 1443, or email: [CN.Doccheck@sgs.com](mailto:CN.Doccheck@sgs.com)

No.1 Workshop, M-10, Middle Section, Science & Technology Park, Shenzhen, China 518057 t (86-755) 26012053 f (86-755) 26710594 www.sgs.com.cn  
中国·深圳·科技园中区M-10栋一号厂房 邮编: 518057 t (86-755) 26012053 f (86-755) 26710594 sgs.china@sgs.com

Mode:d; Polarization:Vertical; Modulation:802.11ac; bandwidth:40MHz; Channel:High

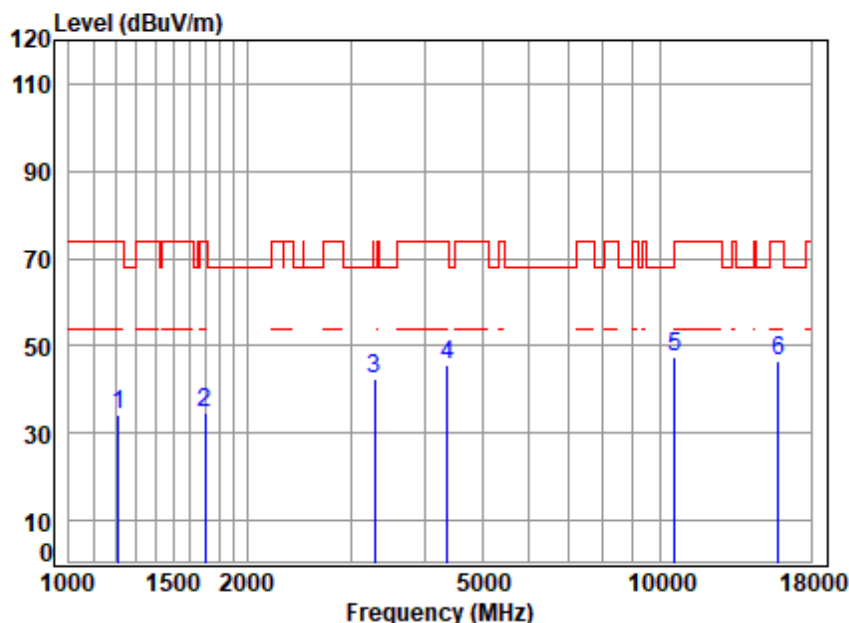


Site : chamber  
Condition: 3m VERTICAL  
Job No : 00644CR  
Mode : 5310 TX RSE  
Note : 5G WIFI 11AC40

		Cable	Ant	Preamp	Read	Limit	Over	
Freq		Loss	Factor	Factor	Level	Level	Line	Limit Remark
	MHz	dB	dB/m	dB	dBuV	dBuV/m	dBuV/m	dB
1	1297.103	2.89	25.01	40.36	44.60	32.14	68.20	-36.06 peak
2	1682.477	3.25	26.60	40.62	45.90	35.13	74.00	-38.87 peak
3	3485.601	5.46	31.68	41.70	46.51	41.95	68.20	-26.25 peak
4	4443.453	6.55	33.50	42.51	46.73	44.27	68.20	-23.93 peak
5	10620.000	9.95	37.72	38.30	39.45	48.82	74.00	-25.18 peak
6	15930.000	12.17	40.96	40.57	35.17	47.73	74.00	-26.27 peak



Mode:d; Polarization:Horizontal; Modulation:802.11ac; bandwidth:80MHz; Channel:middle



Site : chamber  
Condition: 3m HORIZONTAL  
Job No : 00644CR  
Mode : 5290 TX RSE  
Note : 5G WIFI 11AC80

		Cable	Ant	Preamp	Read	Limit	Over	
	Freq	Loss	Factor	Factor	Level	Level	Line	Limit Remark
	MHz	dB	dB/m	dB	dBuV	dBuV/m	dBuV/m	dB
1	1213.677	2.67	24.65	40.29	47.37	34.40	74.00	-39.60 peak
2	1697.129	3.30	26.66	40.63	45.49	34.82	74.00	-39.18 peak
3	3289.821	5.95	31.38	41.51	46.41	42.23	68.20	-25.97 peak
4	4367.058	6.56	33.37	42.45	48.22	45.70	74.00	-28.30 peak
5	10580.000	9.82	37.72	38.28	38.41	47.67	68.20	-20.53 peak
6	15870.000	11.96	40.92	40.57	34.33	46.64	74.00	-27.36 peak

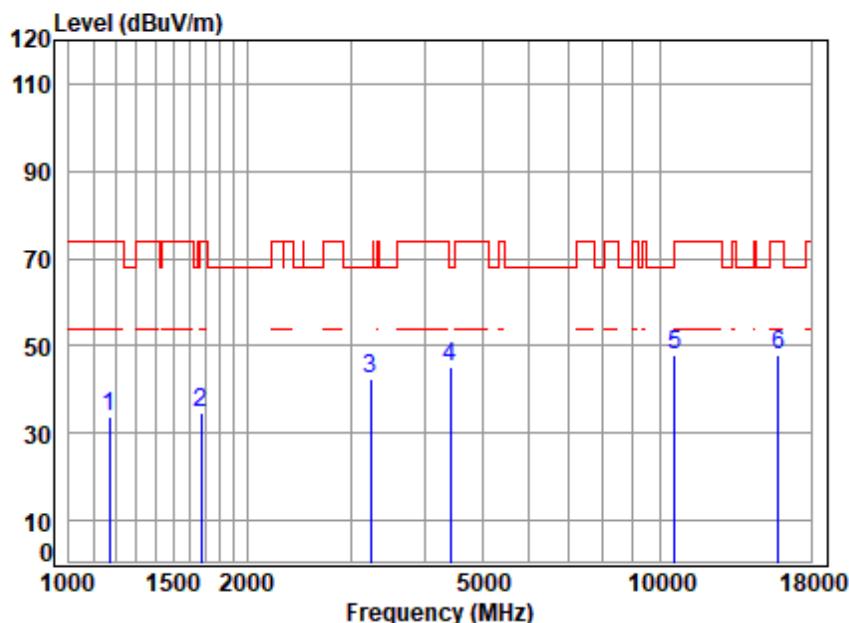


Unless otherwise agreed in writing, this document is issued by the Company subject to its General Conditions of Service printed overleaf, available on request or accessible at <http://www.sgs.com/en/Terms-and-Conditions.aspx> and, for electronic format documents, subject to Terms and Conditions for Electronic Documents at <http://www.sgs.com/en/Terms-and-Conditions/Terms-e-Documents.aspx>. Attention is drawn to the limitation of liability, indemnification and jurisdiction issues defined therein. Any holder of this document is advised that information contained hereon reflects the Company's findings at the time of its intervention only and within the limits of Client's instructions, if any. The Company's sole responsibility is to its Client and this document does not exonerate parties to a transaction from exercising all their rights and obligations under the transaction documents. This document cannot be reproduced except in full, without prior written approval of the Company. Any unauthorized alteration, forgery or falsification of the content or appearance of this document is unlawful and offenders may be prosecuted to the fullest extent of the law. Unless otherwise stated the results shown in this test report refer only to the sample(s) tested and such sample(s) are retained for 30 days only.  
Attention: To check the authenticity of testing / inspection report and certificate, please contact us at telephone: (86-755) 8307 1443, or email: [CN.Doccheck@sgs.com](mailto:CN.Doccheck@sgs.com)

SGS-CSTC Standards Technical Services Co., Ltd.  
Shenzhen Branch (China) Laboratory

No.1 Workshop, M-10, Middle Section, Science & Technology Park, Shenzhen, China 518057 t (86-755) 26012053 f (86-755) 26710594 www.sgs.com.cn  
中国·深圳·科技园中区M-10栋一号厂房 邮编: 518057 t (86-755) 26012053 f (86-755) 26710594 sgs.china@sgs.com

Mode:d; Polarization:Vertical; Modulation:802.11ac; bandwidth:80MHz; Channel:middle



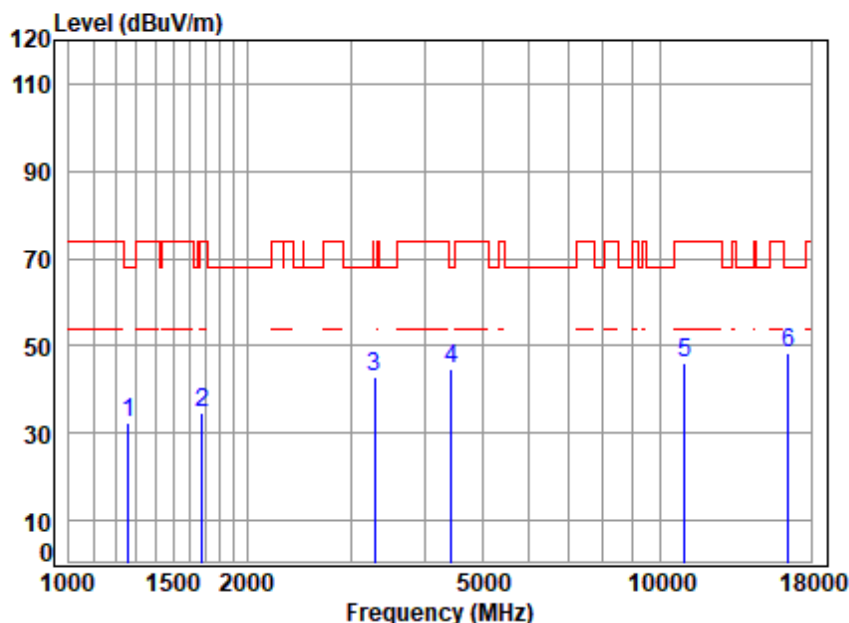
Site : chamber  
Condition: 3m VERTICAL  
Job No : 00644CR  
Mode : 5290 TX RSE  
Note : 5G WIFI 11AC80

		Cable	Ant	Preamp	Read	Limit	Over	
	Freq	Loss	Factor	Factor	Level	Level	Line	Limit Remark
	MHz	dB	dB/m	dB	dBuV	dBuV/m	dBuV/m	dB
1	1172.303	2.51	24.46	40.26	46.93	33.64	74.00	-40.36 peak
2	1672.779	3.21	26.56	40.62	45.57	34.72	74.00	-39.28 peak
3	3242.619	5.60	31.30	41.46	46.84	42.28	68.20	-25.92 peak
4	4417.841	6.63	33.46	42.49	47.73	45.33	68.20	-22.87 peak
5	10580.000	9.82	37.72	38.28	38.56	47.82	68.20	-20.38 peak
6	15870.000	11.96	40.92	40.57	35.43	47.74	74.00	-26.26 peak





Mode:e; Polarization:Horizontal; Modulation:802.11a; bandwidth:20MHz; Channel:Low

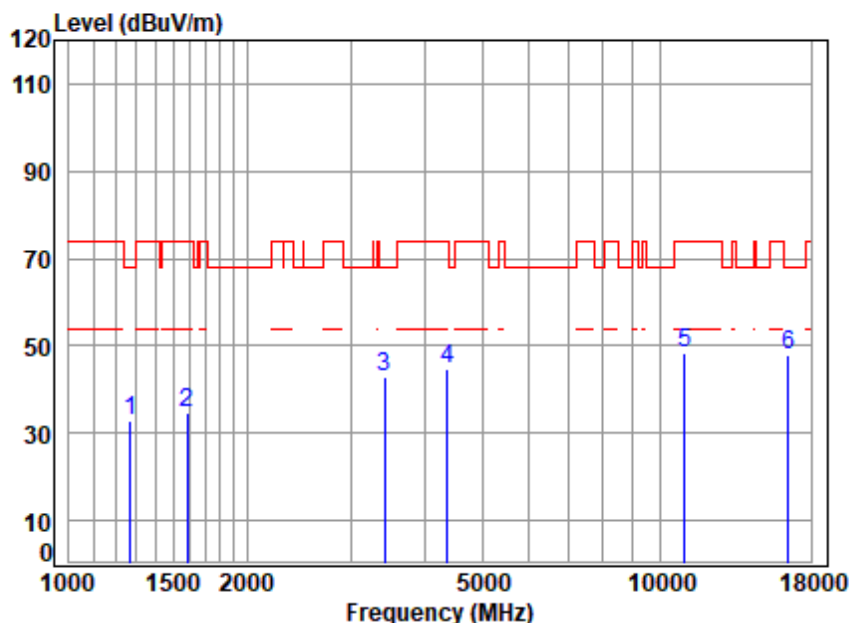


Site : chamber  
Condition: 3m HORIZONTAL  
Job No : 00644CR  
Mode : 5500 TX RSE  
Note : 5G WIFI 11A

		Cable	Ant	Preamp	Read		Limit	Over	
	Freq	Loss	Factor	Factor	Level	Level	Line	Limit	Remark
	MHz	dB	dB/m	dB	dBuV	dBuV/m	dBuV/m	dB	
1	1260.149	2.79	24.85	40.33	44.96	32.27	68.20	-35.93	peak
2	1677.621	3.23	26.58	40.62	45.35	34.54	74.00	-39.46	peak
3	3289.821	5.95	31.38	41.51	46.98	42.80	68.20	-25.40	peak
4	4430.628	6.59	33.48	42.50	47.31	44.88	68.20	-23.32	peak
5	11000.000	9.98	37.80	38.47	36.72	46.03	74.00	-27.97	peak
6	16500.000	12.91	42.20	40.55	33.78	48.34	68.20	-19.86	peak



Mode:e; Polarization:Vertical; Modulation:802.11a; bandwidth:20MHz; Channel:Low

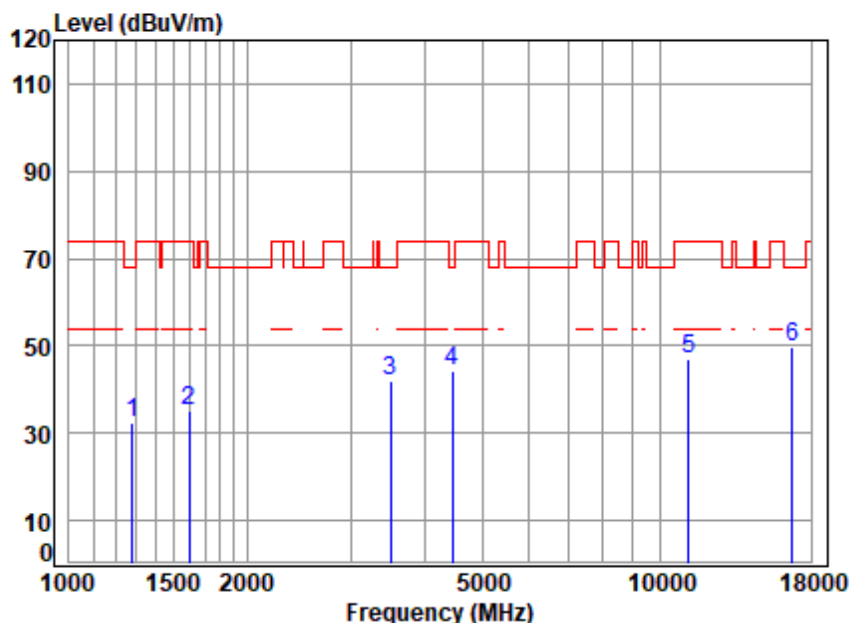


Site : chamber  
Condition: 3m VERTICAL  
Job No : 00644CR  
Mode : 5500 TX RSE  
Note : 5G WIFI 11A

		Cable	Ant	Preamp	Read	Limit	Over	
	Freq	Loss	Factor	Factor	Level	Level	Line	Limit Remark
	MHz	dB	dB/m	dB	dBuV	dBuV/m	dBuV/m	dB
1	1271.123	2.82	24.90	40.34	45.38	32.76	68.20	-35.44 peak
2	1587.975	2.95	26.20	40.56	46.12	34.71	74.00	-39.29 peak
3	3415.787	5.57	31.57	41.63	47.49	43.00	68.20	-25.20 peak
4	4367.058	6.56	33.37	42.45	47.20	44.68	74.00	-29.32 peak
5	11000.000	9.98	37.80	38.47	39.12	48.43	74.00	-25.57 peak
6	16500.000	12.91	42.20	40.55	33.52	48.08	68.20	-20.12 peak



Mode:e; Polarization:Horizontal; Modulation:802.11a; bandwidth:20MHz; Channel:middle

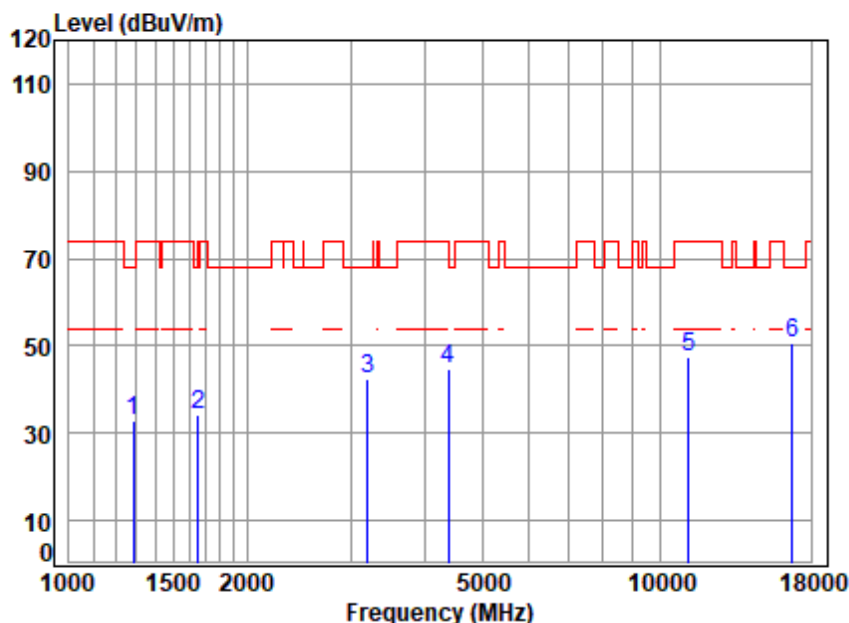


Site : chamber  
Condition: 3m HORIZONTAL  
Job No : 00644CR  
Mode : 5580 TX RSE  
Note : 5G WIFI 11A

		Cable	Ant	Preamp	Read	Limit	Over	
Freq		Loss	Factor	Factor	Level	Level	Line	Limit Remark
MHz		dB	dB/m	dB	dBuV	dBuV/m	dBuV/m	dB
1	1282.193	2.85	24.95	40.35	45.13	32.58	68.20	-35.62 peak
2	1597.181	2.95	26.24	40.57	46.65	35.27	74.00	-38.73 peak
3	3495.691	5.45	31.69	41.71	46.61	42.04	68.20	-26.16 peak
4	4456.315	6.51	33.53	42.52	46.88	44.40	68.20	-23.80 peak
5	11160.000	10.25	37.83	38.54	37.24	46.78	74.00	-27.22 peak
6	16740.000	13.55	42.39	40.54	34.32	49.72	68.20	-18.48 peak



Mode:e; Polarization:Vertical; Modulation:802.11a; bandwidth:20MHz; Channel:middle



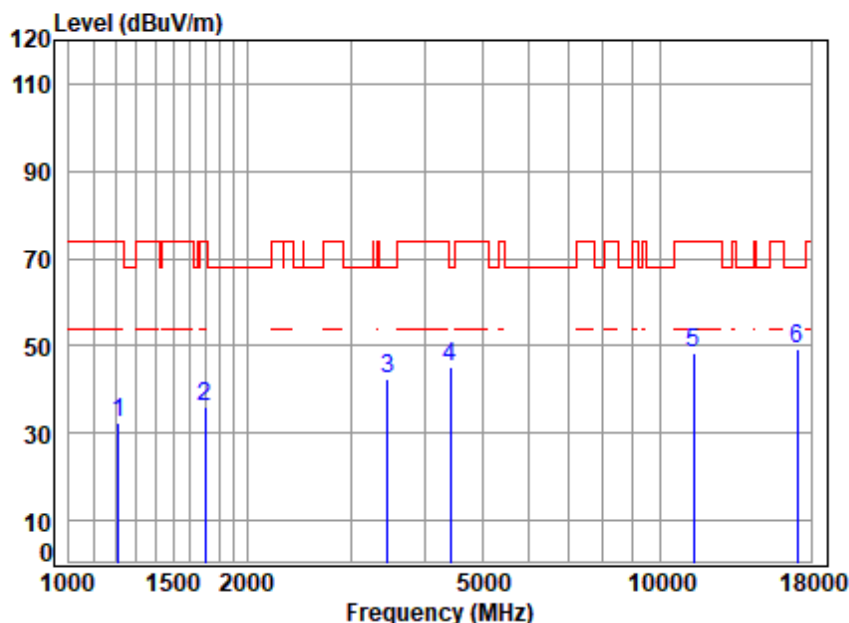
Site : chamber  
Condition: 3m VERTICAL  
Job No : 00644CR  
Mode : 5580 TX RSE  
Note : 5G WIFI 11A

		Cable	Ant	Preamp	Read	Limit	Over	
Freq		Loss	Factor	Factor	Level	Level	Line	Limit Remark
MHz		dB	dB/m	dB	dBuV	dBuV/m	dBuV/m	dB
1	1285.904	2.86	24.96	40.35	45.27	32.74	68.20	-35.46 peak
2	1653.550	3.15	26.48	40.60	45.28	34.31	68.20	-33.89 peak
3	3196.094	5.27	31.23	41.41	47.45	42.54	68.20	-25.66 peak
4	4392.376	6.66	33.42	42.47	47.00	44.61	74.00	-29.39 peak
5	11160.000	10.25	37.83	38.54	37.84	47.38	74.00	-26.62 peak
6	16740.000	13.55	42.39	40.54	35.35	50.75	68.20	-17.45 peak





Mode:e; Polarization:Horizontal; Modulation:802.11a; bandwidth:20MHz; Channel:High

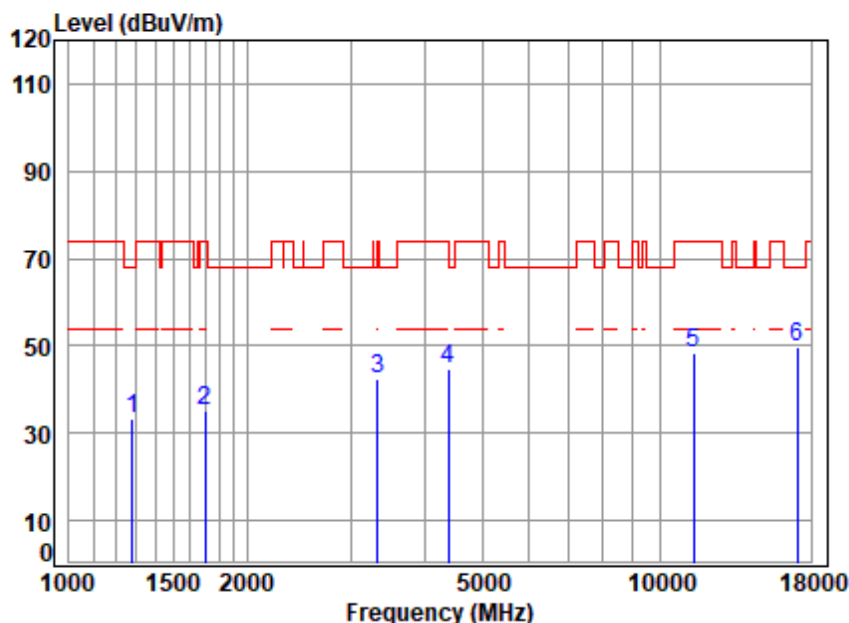


Site : chamber  
Condition: 3m HORIZONTAL  
Job No : 00644CR  
Mode : 5700 TX RSE  
Note : 5G WIFI 11A

		Cable	Ant	Preamp	Read		Limit	Over	
Freq		Loss	Factor	Factor	Level	Level	Line	Limit	Remark
MHz		dB	dB/m	dB	dBuV	dBuV/m	dBuV/m	dB	
1	1210.174	2.66	24.64	40.29	45.18	32.19	74.00	-41.81	peak
2	1702.042	3.30	26.68	40.63	46.65	36.00	74.00	-38.00	peak
3	3465.510	5.49	31.65	41.68	46.87	42.33	68.20	-25.87	peak
4	4417.841	6.63	33.46	42.49	47.57	45.17	68.20	-23.03	peak
5	11400.000	11.52	37.88	38.65	37.45	48.20	74.00	-25.80	peak
6	17100.000	13.23	42.66	40.53	33.93	49.29	68.20	-18.91	peak



Mode:e; Polarization:Vertical; Modulation:802.11a; bandwidth:20MHz; Channel:High

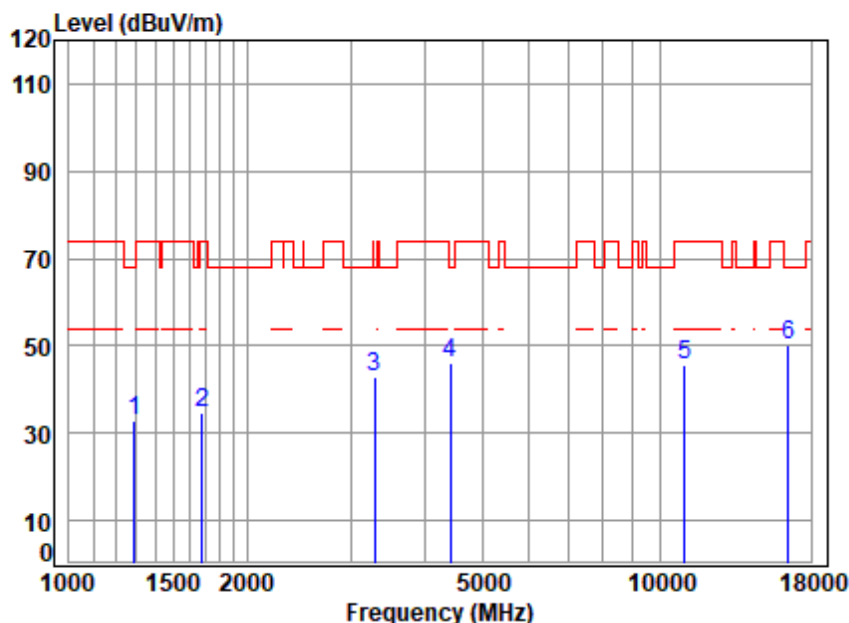


Site : chamber  
Condition: 3m VERTICAL  
Job No : 00644CR  
Mode : 5700 TX RSE  
Note : 5G WIFI 11A

		Cable	Ant	Preamp	Read	Limit	Over	
	Freq	Loss	Factor	Factor	Level	Level	Line	Limit Remark
	MHz	dB	dB/m	dB	dBuV	dBuV/m	dBuV/m	dB
1	1282.193	2.85	24.95	40.35	45.93	33.38	68.20	-34.82 peak
2	1702.042	3.30	26.68	40.63	45.71	35.06	74.00	-38.94 peak
3	3328.077	5.90	31.44	41.55	46.50	42.29	68.20	-25.91 peak
4	4392.376	6.66	33.42	42.47	46.90	44.51	74.00	-29.49 peak
5	11400.000	11.52	37.88	38.65	37.57	48.32	74.00	-25.68 peak
6	17100.000	13.23	42.66	40.53	34.32	49.68	68.20	-18.52 peak



Mode:e; Polarization:Horizontal; Modulation:802.11n; bandwidth:20MHz; Channel:Low

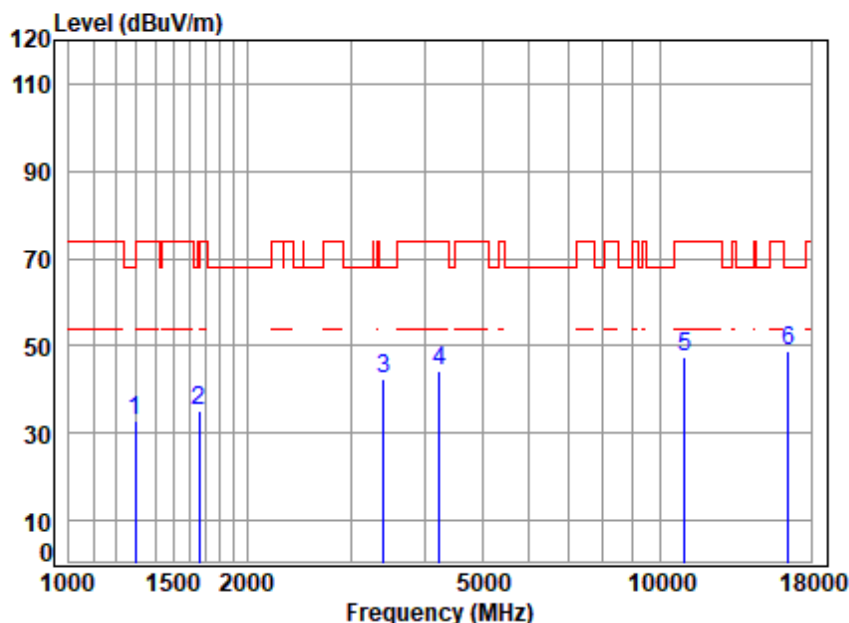


Site : chamber  
Condition: 3m HORIZONTAL  
Job No : 00644CR  
Mode : 5500 TX RSE  
Note : 5G WIFI 11N20

		Cable	Ant	Preamp	Read	Limit	Over	
	Freq	Loss	Factor	Factor	Level	Level	Line	Limit Remark
	MHz	dB	dB/m	dB	dBuV	dBuV/m	dBuV/m	dB
1	1289.627	2.87	24.98	40.35	45.24	32.74	68.20	-35.46 peak
2	1682.477	3.25	26.60	40.62	45.35	34.58	74.00	-39.42 peak
3	3289.821	5.95	31.38	41.51	47.23	43.05	68.20	-25.15 peak
4	4417.841	6.63	33.46	42.49	48.46	46.06	68.20	-22.14 peak
5	11000.000	9.98	37.80	38.47	36.17	45.48	74.00	-28.52 peak
6	16500.000	12.91	42.20	40.55	35.74	50.30	68.20	-17.90 peak



Mode:e; Polarization:Vertical; Modulation:802.11n; bandwidth:20MHz; Channel:Low



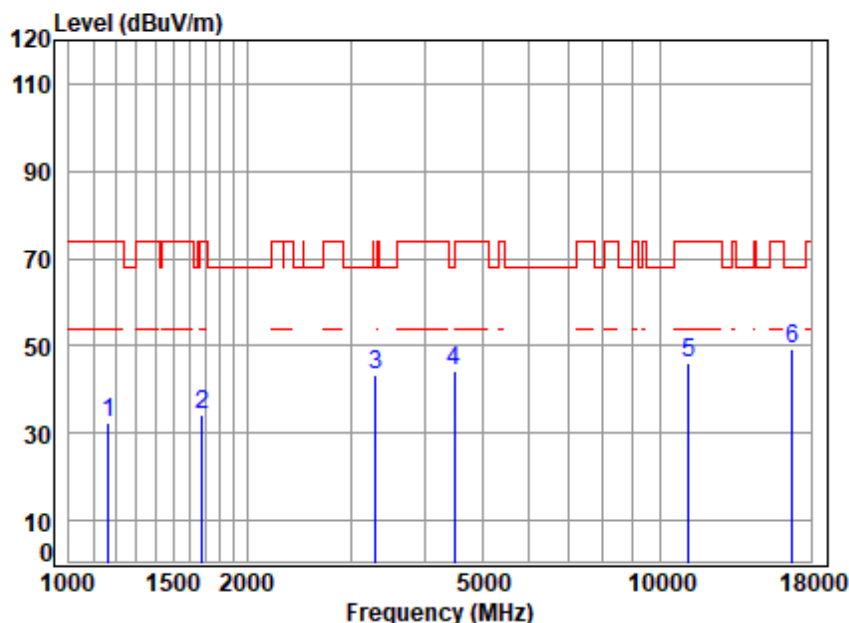
Site : chamber  
Condition: 3m VERTICAL  
Job No : 00644CR  
Mode : 5500 TX RSE  
Note : 5G WIFI 11N20

		Cable	Ant	Preamp	Read	Limit	Over	
	Freq	Loss	Factor	Factor	Level	Level	Line	Limit Remark
	MHz	dB	dB/m	dB	dBuV	dBuV/m	dBuV/m	dB
1	1293.359	2.88	25.00	40.36	45.19	32.71	68.20	-35.49 peak
2	1663.137	3.18	26.52	40.61	45.84	34.93	74.00	-39.07 peak
3	3405.929	5.59	31.56	41.62	46.85	42.38	68.20	-25.82 peak
4	4230.396	6.18	33.13	42.34	47.37	44.34	74.00	-29.66 peak
5	11000.000	9.98	37.80	38.47	38.00	47.31	74.00	-26.69 peak
6	16500.000	12.91	42.20	40.55	34.07	48.63	68.20	-19.57 peak





Mode:e; Polarization:Horizontal; Modulation:802.11n; bandwidth:20MHz; Channel:middle

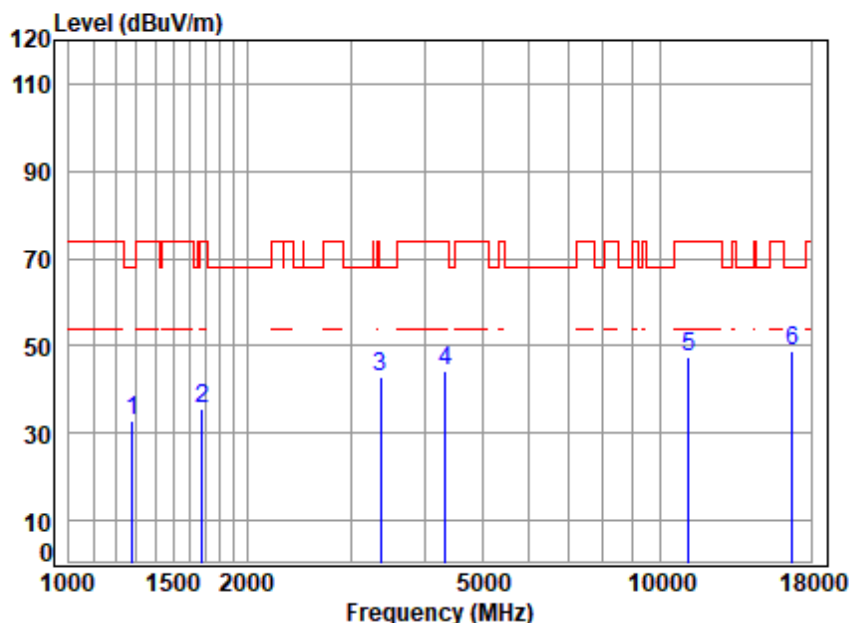


Site : chamber  
Condition: 3m HORIZONTAL  
Job No : 00644CR  
Mode : 5580 TX RSE  
Note : 5G WIFI 11N20

		Cable	Ant	Preamp	Read	Limit	Over	
	Freq	Loss	Factor	Factor	Level	Level	Line	Limit Remark
	MHz	dB	dB/m	dB	dBuV	dBuV/m	dBuV/m	dB
1	1165.546	2.48	24.43	40.25	45.82	32.48	74.00	-41.52 peak
2	1677.621	3.23	26.58	40.62	44.98	34.17	74.00	-39.83 peak
3	3308.894	5.98	31.41	41.53	47.30	43.16	68.20	-25.04 peak
4	4482.150	6.43	33.57	42.54	47.01	44.47	68.20	-23.73 peak
5	11160.000	10.25	37.83	38.54	36.64	46.18	74.00	-27.82 peak
6	16740.000	13.55	42.39	40.54	34.01	49.41	68.20	-18.79 peak



Mode:e; Polarization:Vertical; Modulation:802.11n; bandwidth:20MHz; Channel:middle

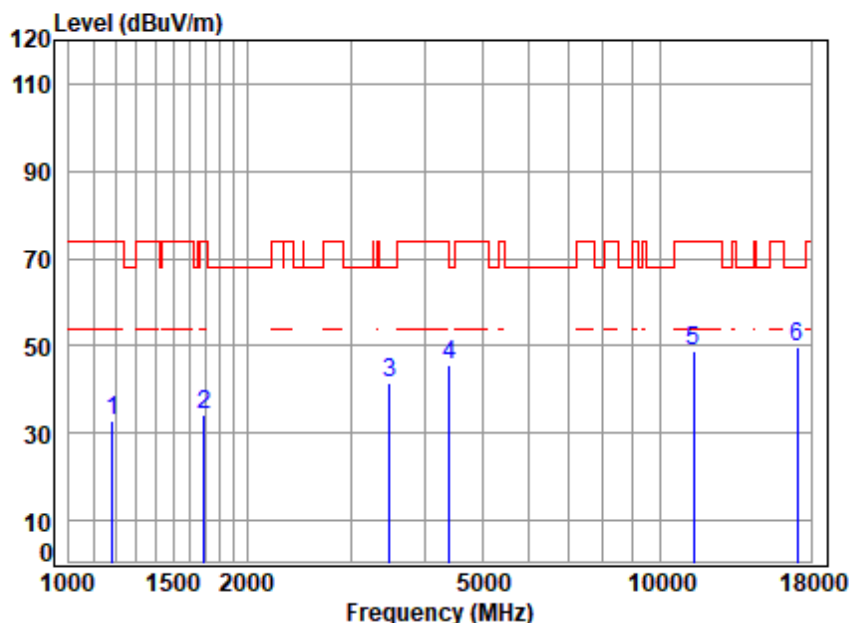


Site : chamber  
Condition: 3m VERTICAL  
Job No : 00644CR  
Mode : 5580 TX RSE  
Note : 5G WIFI 11N20

		Cable	Ant	Preamp	Read	Limit	Over	
	Freq	Loss	Factor	Factor	Level	Level	Line	Limit Remark
	MHz	dB	dB/m	dB	dBuV	dBuV/m	dBuV/m	dB
1	1282.193	2.85	24.95	40.35	45.37	32.82	68.20	-35.38 peak
2	1682.477	3.25	26.60	40.62	46.13	35.36	74.00	-38.64 peak
3	3366.778	5.74	31.50	41.58	47.12	42.78	68.20	-25.42 peak
4	4341.886	6.46	33.33	42.43	46.71	44.07	74.00	-29.93 peak
5	11160.000	10.25	37.83	38.54	37.80	47.34	74.00	-26.66 peak
6	16740.000	13.55	42.39	40.54	33.38	48.78	68.20	-19.42 peak



Mode:e; Polarization:Horizontal; Modulation:802.11n; bandwidth:20MHz; Channel:High

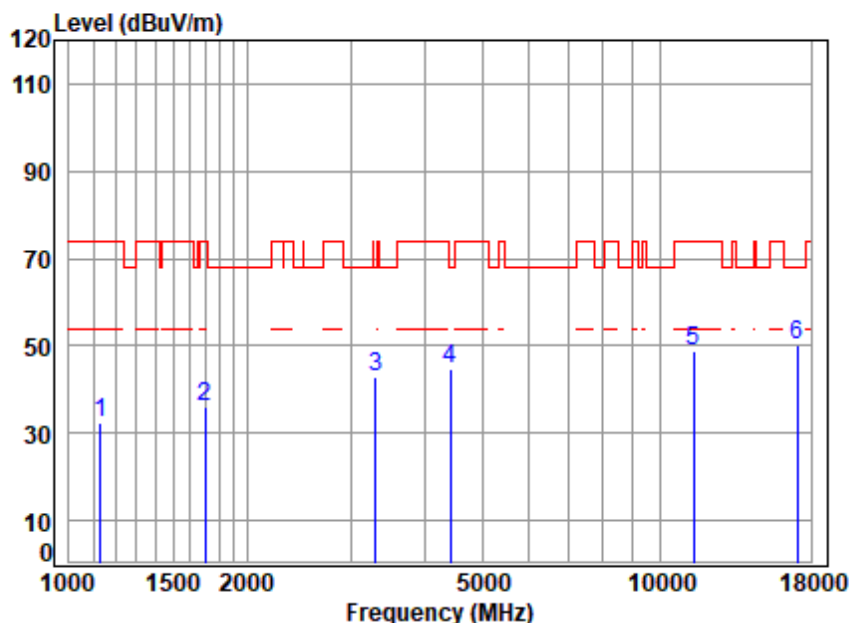


Site : chamber  
Condition: 3m HORIZONTAL  
Job No : 00644CR  
Mode : 5700 TX RSE  
Note : 5G WIFI 11N20

		Cable	Ant	Preamp	Read		Limit	Over	
Freq		Loss	Factor	Factor	Level	Level	Line	Limit	Remark
MHz		dB	dB/m	dB	dBuV	dBuV/m	dBuV/m	dB	
1	1185.936	2.57	24.53	40.27	46.10	32.93	74.00	-41.07	peak
2	1692.231	3.28	26.64	40.63	45.15	34.44	74.00	-39.56	peak
3	3485.601	5.46	31.68	41.70	46.30	41.74	68.20	-26.46	peak
4	4405.090	6.67	33.44	42.48	48.07	45.70	68.20	-22.50	peak
5	11400.000	11.52	37.88	38.65	38.02	48.77	74.00	-25.23	peak
6	17100.000	13.23	42.66	40.53	34.31	49.67	68.20	-18.53	peak



Mode:e; Polarization:Vertical; Modulation:802.11n; bandwidth:20MHz; Channel:High



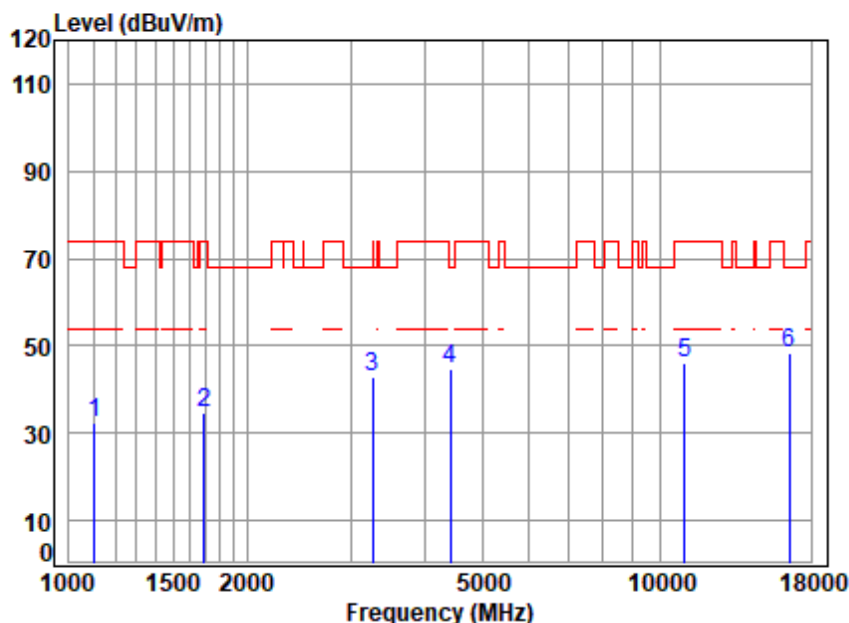
Site : chamber  
Condition: 3m VERTICAL  
Job No : 00644CR  
Mode : 5700 TX RSE  
Note : 5G WIFI 11N20

		Cable	Ant	Preamp	Read	Limit	Over	
Freq		Loss	Factor	Factor	Level	Level	Line	Limit Remark
	MHz	dB	dB/m	dB	dBuV	dBuV/m	dBuV/m	dB
1	1129.072	2.32	24.26	40.22	46.18	32.54	74.00	-41.46 peak
2	1702.042	3.30	26.68	40.63	46.65	36.00	74.00	-38.00 peak
3	3299.344	6.02	31.39	41.52	47.09	42.98	68.20	-25.22 peak
4	4417.841	6.63	33.46	42.49	47.22	44.82	68.20	-23.38 peak
5	11400.000	11.52	37.88	38.65	38.16	48.91	74.00	-25.09 peak
6	17100.000	13.23	42.66	40.53	35.02	50.38	68.20	-17.82 peak





Mode:e; Polarization:Horizontal; Modulation:802.11n; bandwidth:40MHz; Channel:Low

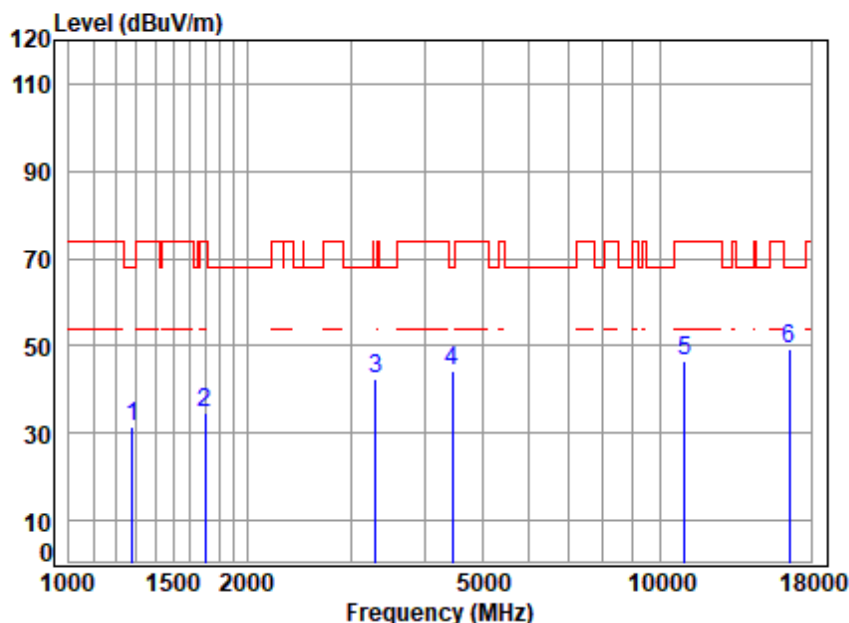


Site : chamber  
Condition: 3m HORIZONTAL  
Job No : 00644CR  
Mode : 5510 TX RSE  
Note : 5G WIFI 11N40

		Cable	Ant	Preamp	Read	Limit	Over	
	Freq	Loss	Factor	Factor	Level	Level	Line	Limit Remark
	MHz	dB	dB/m	dB	dBuV	dBuV/m	dBuV/m	dB
1	1103.264	2.20	24.13	40.20	46.15	32.28	74.00	-41.72 peak
2	1692.231	3.28	26.64	40.63	45.31	34.60	74.00	-39.40 peak
3	3261.418	5.74	31.33	41.48	47.49	43.08	74.00	-30.92 peak
4	4417.841	6.63	33.46	42.49	46.96	44.56	68.20	-23.64 peak
5	11020.000	9.97	37.80	38.48	36.89	46.18	74.00	-27.82 peak
6	16530.000	13.00	42.22	40.55	33.89	48.56	68.20	-19.64 peak



Mode:e; Polarization:Vertical; Modulation:802.11n; bandwidth:40MHz; Channel:Low

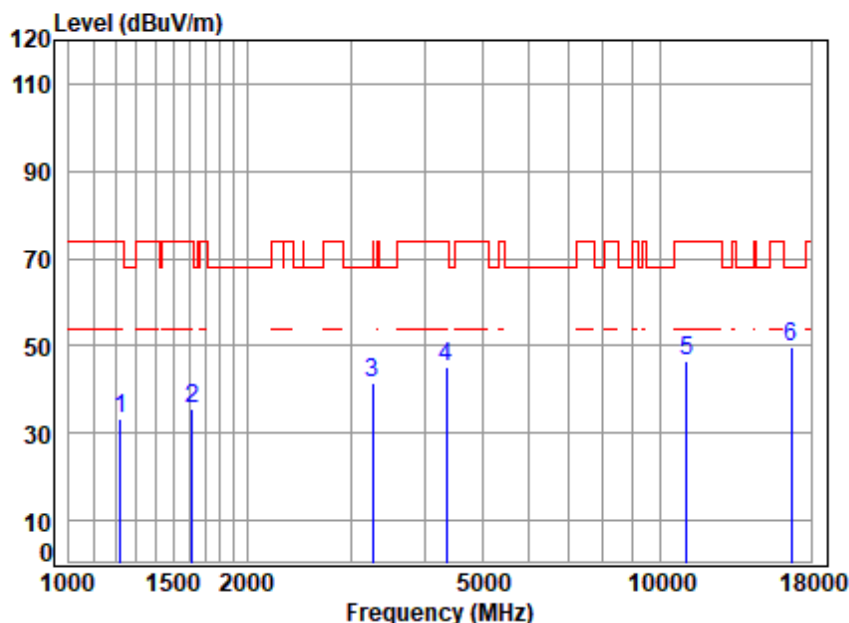


Site : chamber  
Condition: 3m VERTICAL  
Job No : 00644CR  
Mode : 5510 TX RSE  
Note : 5G WIFI 11N40

		Cable	Ant	Preamp	Read	Limit	Over	
Freq		Loss	Factor	Factor	Level	Level	Line	Limit Remark
MHz		dB	dB/m	dB	dBuV	dBuV/m	dBuV/m	dB
1	1282.193	2.85	24.95	40.35	44.13	31.58	68.20	-36.62 peak
2	1702.042	3.30	26.68	40.63	45.16	34.51	74.00	-39.49 peak
3	3299.344	6.02	31.39	41.52	46.57	42.46	68.20	-25.74 peak
4	4456.315	6.51	33.53	42.52	46.89	44.41	68.20	-23.79 peak
5	11020.000	9.97	37.80	38.48	37.30	46.59	74.00	-27.41 peak
6	16530.000	13.00	42.22	40.55	34.65	49.32	68.20	-18.88 peak



Mode:e; Polarization:Horizontal; Modulation:802.11n; bandwidth:40MHz; Channel:middle



Site : chamber  
Condition: 3m HORIZONTAL  
Job No : 00644CR  
Mode : 5550 TX RSE  
Note : 5G WIFI 11N40

		Cable	Ant	Preamp	Read	Limit	Over	
Freq		Loss	Factor	Factor	Level	Level	Line	Limit Remark
MHz		dB	dB/m	dB	dBuV	dBuV/m	dBuV/m	dB
1	1224.247	2.70	24.70	40.30	46.36	33.46	74.00	-40.54 peak
2	1615.754	3.01	26.32	40.58	46.79	35.54	74.00	-38.46 peak
3	3261.418	5.74	31.33	41.48	46.06	41.65	74.00	-32.35 peak
4	4354.454	6.51	33.35	42.44	47.54	44.96	74.00	-29.04 peak
5	11100.000	9.92	37.82	38.52	37.24	46.46	74.00	-27.54 peak
6	16650.000	13.46	42.32	40.54	34.48	49.72	68.20	-18.48 peak

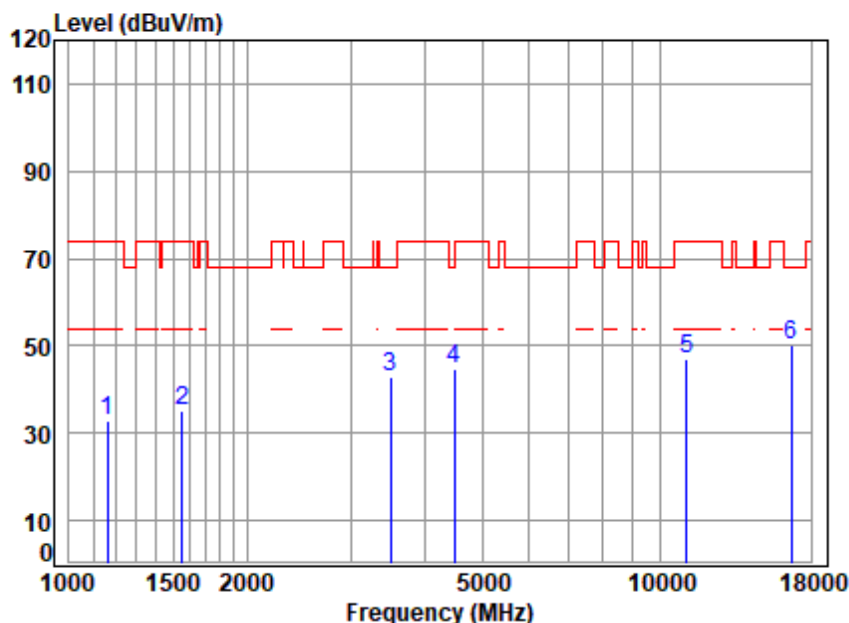


Unless otherwise agreed in writing, this document is issued by the Company subject to its General Conditions of Service printed overleaf, available on request or accessible at <http://www.sgs.com/en/Terms-and-Conditions.aspx> and, for electronic format documents, subject to Terms and Conditions for Electronic Documents at <http://www.sgs.com/en/Terms-and-Conditions/Terms-e-Documents.aspx>. Attention is drawn to the limitation of liability, indemnification and jurisdiction issues defined therein. Any holder of this document is advised that information contained hereon reflects the Company's findings at the time of its intervention only and within the limits of Client's instructions, if any. The Company's sole responsibility is to its Client and this document does not exonerate parties to a transaction from exercising all their rights and obligations under the transaction documents. This document cannot be reproduced except in full, without prior written approval of the Company. Any unauthorized alteration, forgery or falsification of the content or appearance of this document is unlawful and offenders may be prosecuted to the fullest extent of the law. Unless otherwise stated the results shown in this test report refer only to the sample(s) tested and such sample(s) are retained for 30 days only.  
Attention: To check the authenticity of testing / inspection report and certificate, please contact us at telephone: (86-755) 8307 1443, or email: [CN.Doccheck@sgs.com](mailto:CN.Doccheck@sgs.com)

SGS-CSTC Standards Technical Services Co., Ltd.  
Shenzhen Branch (China) Laboratory

No.1 Workshop, M-10, Middle Section, Science & Technology Park, Shenzhen, China 518057 t (86-755) 26012053 f (86-755) 26710594 www.sgs.com.cn  
中国·深圳·科技园中区M-10栋一号厂房 邮编: 518057 t (86-755) 26012053 f (86-755) 26710594 sgs.china@sgs.com

Mode:e; Polarization:Vertical; Modulation:802.11n; bandwidth:40MHz; Channel:middle



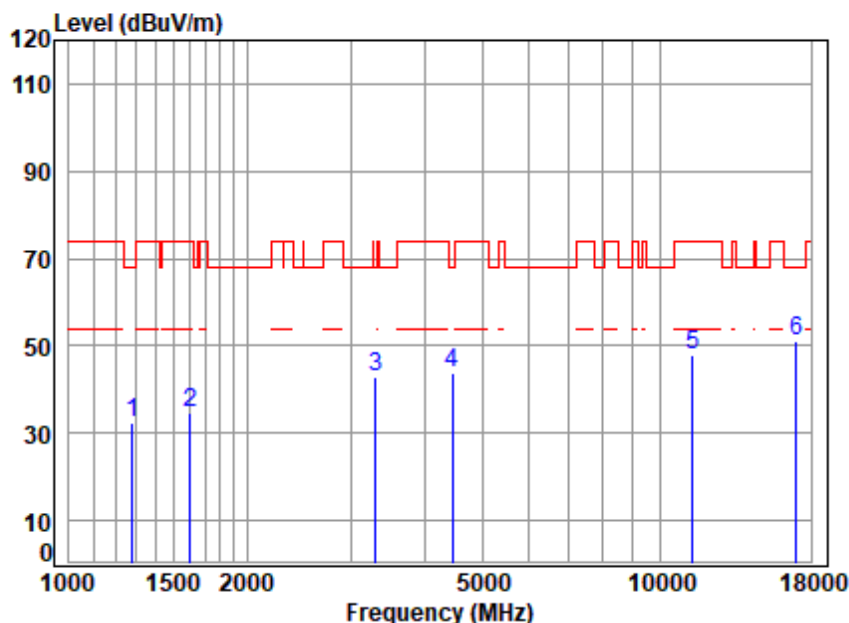
Site : chamber  
Condition: 3m VERTICAL  
Job No : 00644CR  
Mode : 5550 TX RSE  
Note : 5G WIFI 11N40

		Cable	Ant	Preamp	Read	Limit	Over	
Freq		Loss	Factor	Factor	Level	Level	Line	Limit Remark
MHz		dB	dB/m	dB	dBuV	dBuV/m	dBuV/m	dB
1	1162.182	2.47	24.42	40.25	46.15	32.79	74.00	-41.21 peak
2	1551.677	2.97	26.04	40.54	46.57	35.04	74.00	-38.96 peak
3	3495.691	5.45	31.69	41.71	47.50	42.93	68.20	-25.27 peak
4	4482.150	6.43	33.57	42.54	47.15	44.61	68.20	-23.59 peak
5	11100.000	9.92	37.82	38.52	37.77	46.99	74.00	-27.01 peak
6	16650.000	13.46	42.32	40.54	34.80	50.04	68.20	-18.16 peak





Mode:e; Polarization:Horizontal; Modulation:802.11n; bandwidth:40MHz; Channel:High

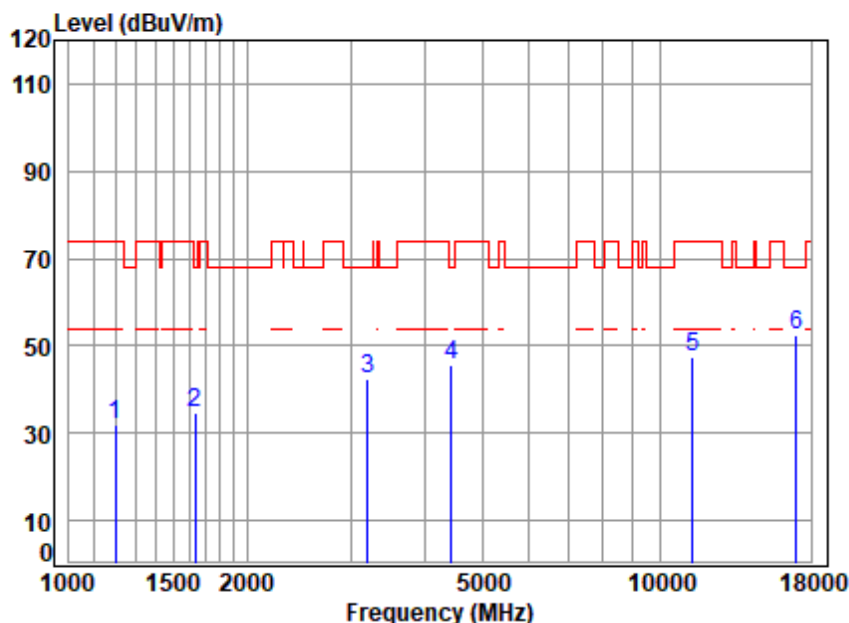


Site : chamber  
Condition: 3m HORIZONTAL  
Job No : 00644CR  
Mode : 5670 TX RSE  
Note : 5G WIFI 11N40

		Cable	Ant	Preamp	Read	Limit	Over	
Freq		Loss	Factor	Factor	Level	Level	Line	Limit Remark
MHz		dB	dB/m	dB	dBuV	dBuV/m	dBuV/m	dB
1	1278.492	2.84	24.93	40.35	45.06	32.48	68.20	-35.72 peak
2	1606.441	2.97	26.28	40.57	46.03	34.71	74.00	-39.29 peak
3	3308.894	5.98	31.41	41.53	46.91	42.77	68.20	-25.43 peak
4	4456.315	6.51	33.53	42.52	46.31	43.83	68.20	-24.37 peak
5	11340.000	11.03	37.87	38.62	37.64	47.92	74.00	-26.08 peak
6	17010.000	15.43	42.61	40.53	33.41	50.92	68.20	-17.28 peak



Mode:e; Polarization:Vertical; Modulation:802.11n; bandwidth:40MHz; Channel:High

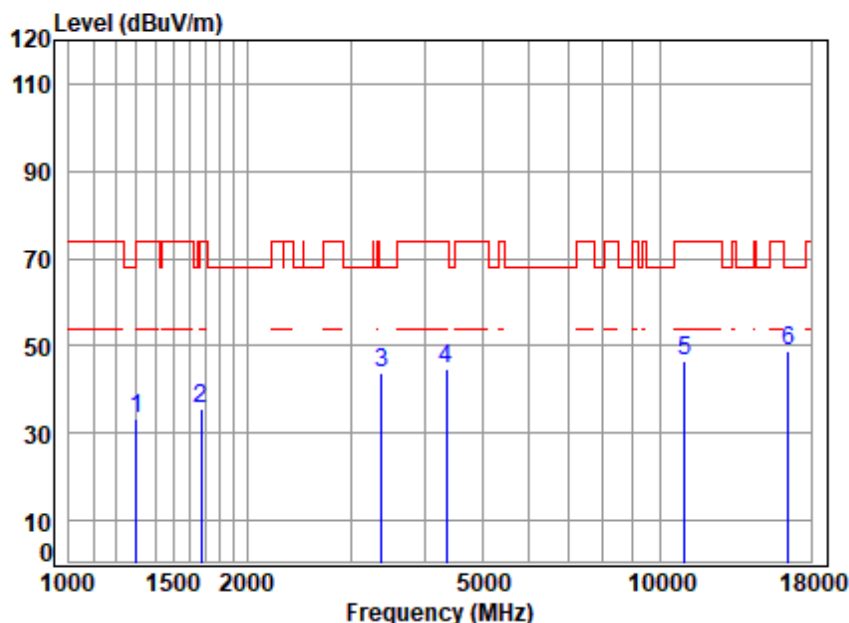


Site : chamber  
Condition: 3m VERTICAL  
Job No : 00644CR  
Mode : 5670 TX RSE  
Note : 5G WIFI 11N40

		Cable	Ant	Preamp	Read	Limit	Over	
Freq		Loss	Factor	Factor	Level	Level	Line	Limit Remark
MHz		dB	dB/m	dB	dBuV	dBuV/m	dBuV/m	dB
1	1199.726	2.63	24.59	40.28	45.20	32.14	74.00	-41.86 peak
2	1634.543	3.08	26.40	40.59	45.69	34.58	68.20	-33.62 peak
3	3205.345	5.32	31.24	41.42	47.50	42.64	68.20	-25.56 peak
4	4443.453	6.55	33.50	42.51	48.06	45.60	68.20	-22.60 peak
5	11340.000	11.03	37.87	38.62	37.18	47.46	74.00	-26.54 peak
6	17010.000	15.43	42.61	40.53	34.82	52.33	68.20	-15.87 peak



Mode:e; Polarization:Horizontal; Modulation:802.11ac; bandwidth:20MHz; Channel:Low

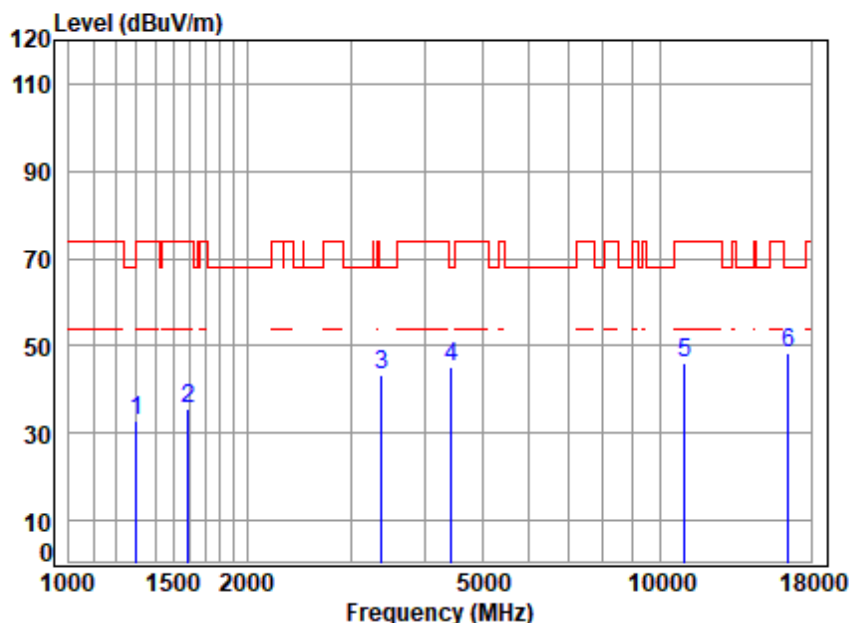


Site : chamber  
Condition: 3m HORIZONTAL  
Job No : 00644CR  
Mode : 5500 TX RSE  
Note : 5G WIFI 11AC20

		Cable	Ant	Preamp	Read		Limit	Over	
	Freq	Loss	Factor	Factor	Level	Level	Line	Limit	Remark
	MHz	dB	dB/m	dB	dBuV	dBuV/m	dBuV/m	dB	
1	1300.858	2.90	25.03	40.36	45.84	33.41	74.00	-40.59	peak
2	1672.779	3.21	26.56	40.62	46.25	35.40	74.00	-38.60	peak
3	3376.523	5.70	31.51	41.59	48.15	43.77	68.20	-24.43	peak
4	4354.454	6.51	33.35	42.44	47.51	44.93	74.00	-29.07	peak
5	11000.000	9.98	37.80	38.47	37.07	46.38	74.00	-27.62	peak
6	16500.000	12.91	42.20	40.55	34.24	48.80	68.20	-19.40	peak



Mode:e; Polarization:Vertical; Modulation:802.11ac; bandwidth:20MHz; Channel:Low



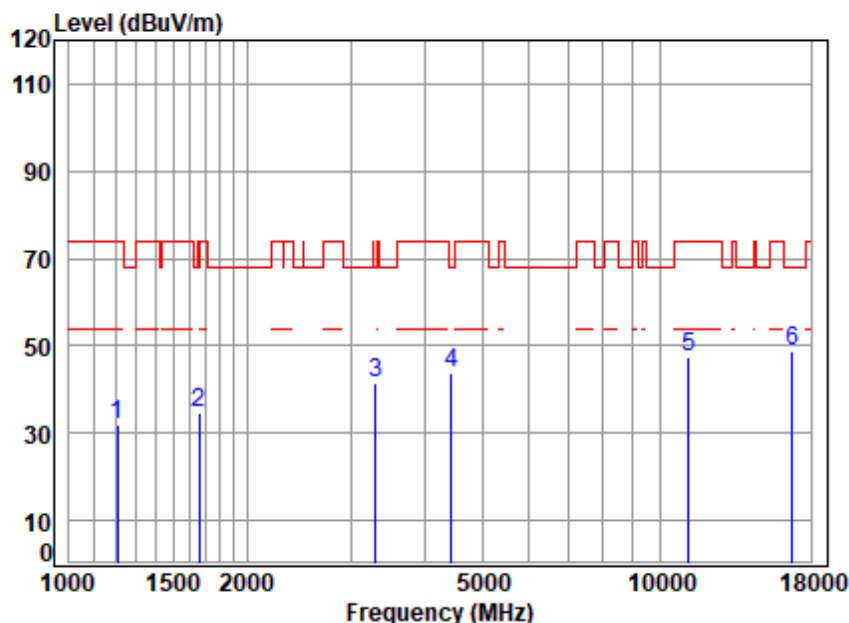
Site : chamber  
Condition: 3m VERTICAL  
Job No : 00644CR  
Mode : 5500 TX RSE  
Note : 5G WIFI 11AC20

		Cable	Ant	Preamp	Read	Limit	Over	
Freq		Loss	Factor	Factor	Level	Level	Line	Limit Remark
MHz		dB	dB/m	dB	dBuV	dBuV/m	dBuV/m	dB
1	1300.858	2.90	25.03	40.36	45.47	33.04	74.00	-40.96 peak
2	1592.571	2.95	26.22	40.57	46.78	35.38	74.00	-38.62 peak
3	3376.523	5.70	31.51	41.59	47.77	43.39	68.20	-24.81 peak
4	4430.628	6.59	33.48	42.50	47.78	45.35	68.20	-22.85 peak
5	11000.000	9.98	37.80	38.47	36.85	46.16	74.00	-27.84 peak
6	16500.000	12.91	42.20	40.55	34.03	48.59	68.20	-19.61 peak





Mode:e; Polarization:Horizontal; Modulation:802.11ac; bandwidth:20MHz; Channel:middle

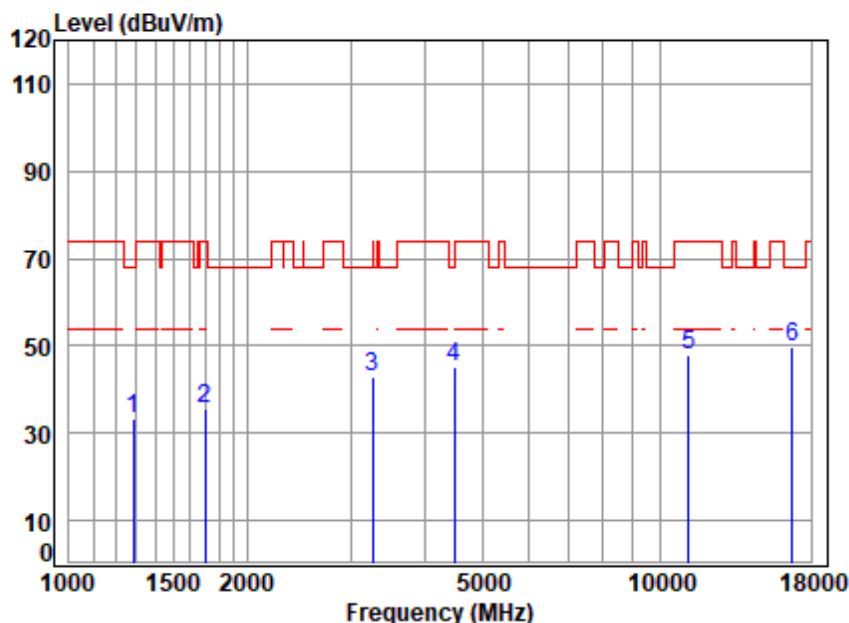


Site : chamber  
Condition: 3m HORIZONTAL  
Job No : 00644CR  
Mode : 5580 TX RSE  
Note : 5G WIFI 11AC20

		Cable	Ant	Preamp	Read	Limit	Over	
	Freq	Loss	Factor	Factor	Level	Level	Line	Limit Remark
	MHz	dB	dB/m	dB	dBuV	dBuV/m	dBuV/m	dB
1	1206.682	2.65	24.62	40.29	44.94	31.92	74.00	-42.08 peak
2	1658.337	3.16	26.50	40.61	45.64	34.69	68.20	-33.51 peak
3	3308.894	5.98	31.41	41.53	45.82	41.68	68.20	-26.52 peak
4	4430.628	6.59	33.48	42.50	46.39	43.96	68.20	-24.24 peak
5	11160.000	10.25	37.83	38.54	37.97	47.51	74.00	-26.49 peak
6	16740.000	13.55	42.39	40.54	33.33	48.73	68.20	-19.47 peak



Mode:e; Polarization:Vertical; Modulation:802.11ac; bandwidth:20MHz; Channel:middle

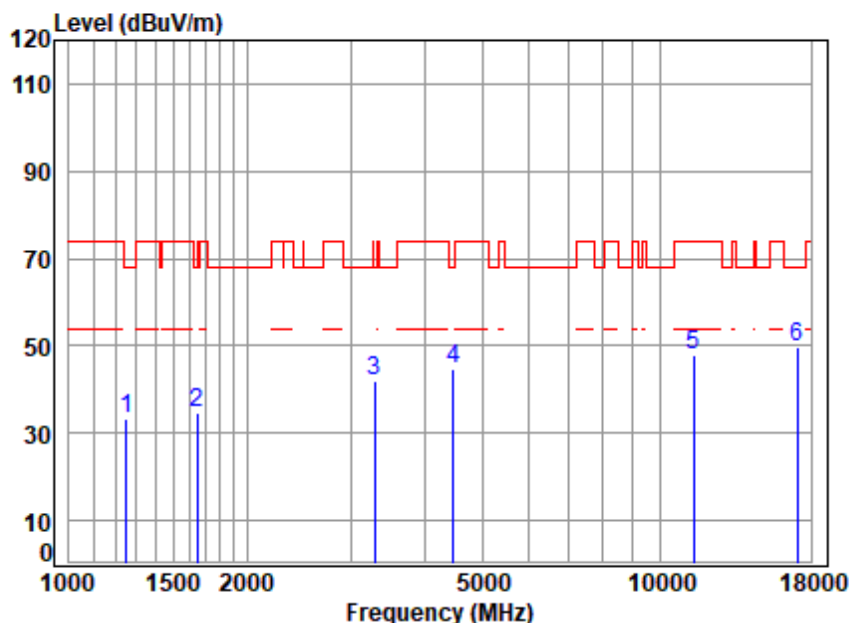


Site : chamber  
Condition: 3m VERTICAL  
Job No : 00644CR  
Mode : 5580 TX RSE  
Note : 5G WIFI 11AC20

		Cable	Ant	Preamp	Read		Limit	Over	
	Freq	Loss	Factor	Factor	Level	Level	Line	Limit	Remark
	MHz	dB	dB/m	dB	dBuV	dBuV/m	dBuV/m	dB	
1	1285.904	2.86	24.96	40.35	45.64	33.11	68.20	-35.09	peak
2	1697.129	3.30	26.66	40.63	46.31	35.64	74.00	-38.36	peak
3	3261.418	5.74	31.33	41.48	47.35	42.94	74.00	-31.06	peak
4	4495.125	6.39	33.59	42.55	47.70	45.13	68.20	-23.07	peak
5	11160.000	10.25	37.83	38.54	38.17	47.71	74.00	-26.29	peak
6	16740.000	13.55	42.39	40.54	34.51	49.91	68.20	-18.29	peak



Mode:e; Polarization:Horizontal; Modulation:802.11ac; bandwidth:20MHz; Channel:High

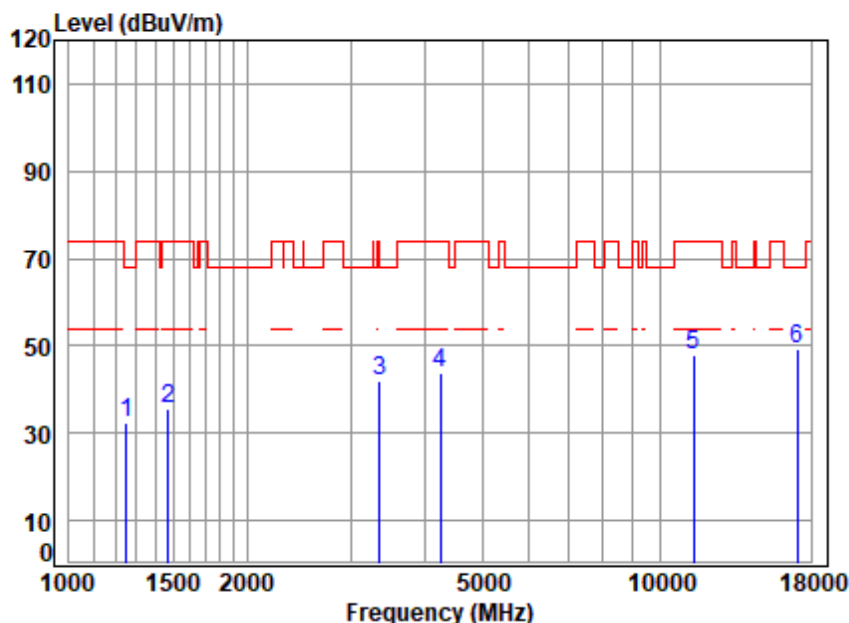


Site : chamber  
Condition: 3m HORIZONTAL  
Job No : 00644CR  
Mode : 5700 TX RSE  
Note : 5G WIFI 11AC20

		Cable	Ant	Preamp	Read		Limit	Over	
	Freq	Loss	Factor	Factor	Level	Level	Line	Limit	Remark
	MHz	dB	dB/m	dB	dBuV	dBuV/m	dBuV/m	dB	
1	1249.269	2.77	24.81	40.32	45.83	33.09	68.20	-35.11	peak
2	1648.778	3.13	26.46	40.60	45.60	34.59	68.20	-33.61	peak
3	3289.821	5.95	31.38	41.51	46.18	42.00	68.20	-26.20	peak
4	4469.214	6.47	33.55	42.53	47.36	44.85	68.20	-23.35	peak
5	11400.000	11.52	37.88	38.65	37.07	47.82	74.00	-26.18	peak
6	17100.000	13.23	42.66	40.53	34.41	49.77	68.20	-18.43	peak



Mode:e; Polarization:Vertical; Modulation:802.11ac; bandwidth:20MHz; Channel:High



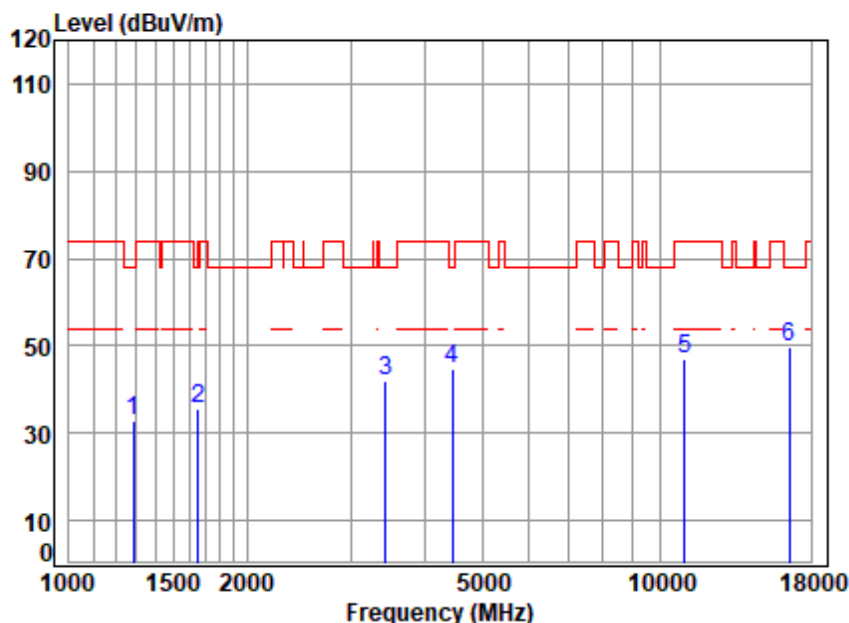
Site : chamber  
Condition: 3m VERTICAL  
Job No : 00644CR  
Mode : 5700 TX RSE  
Note : 5G WIFI 11AC20

		Cable	Ant	Preamp	Read		Limit	Over	
	Freq	Loss	Factor	Factor	Level	Level	Line	Limit	Remark
	MHz	dB	dB/m	dB	dBuV	dBuV/m	dBuV/m	dB	
1	1252.885	2.78	24.82	40.33	44.94	32.21	68.20	-35.99	peak
2	1473.013	2.83	25.70	40.49	47.33	35.37	74.00	-38.63	peak
3	3357.061	5.78	31.48	41.57	46.11	41.80	74.00	-32.20	peak
4	4242.641	6.20	33.15	42.35	46.80	43.80	74.00	-30.20	peak
5	11400.000	11.52	37.88	38.65	37.04	47.79	74.00	-26.21	peak
6	17100.000	13.23	42.66	40.53	33.75	49.11	68.20	-19.09	peak





Mode:e; Polarization:Horizontal; Modulation:802.11ac; bandwidth:40MHz; Channel:Low

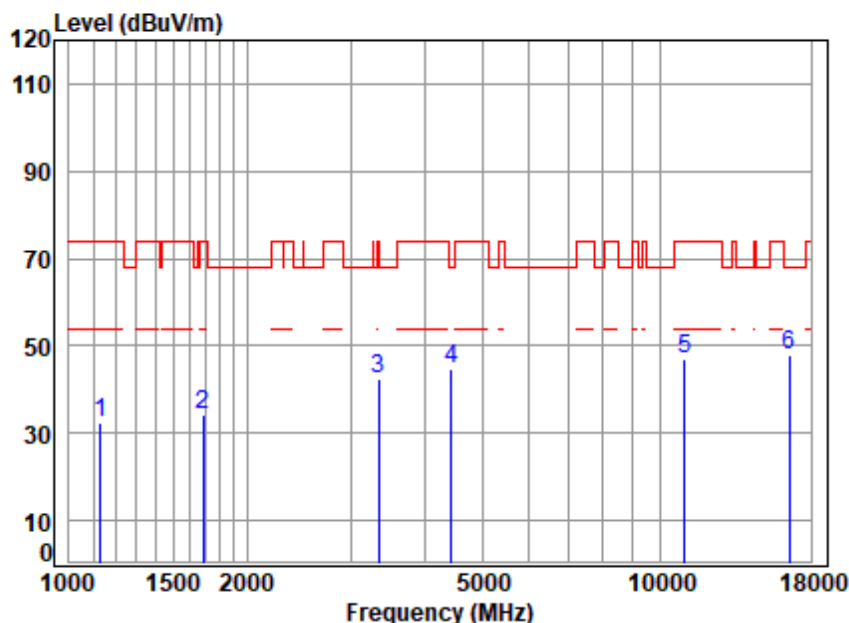


Site : chamber  
Condition: 3m HORIZONTAL  
Job No : 00644CR  
Mode : 5510 TX RSE  
Note : 5G WIFI 11AC40

		Cable	Ant	Preamp	Read	Limit	Over	
Freq		Loss	Factor	Factor	Level	Level	Line	Limit Remark
MHz		dB	dB/m	dB	dBuV	dBuV/m	dBuV/m	dB
1	1285.904	2.86	24.96	40.35	45.19	32.66	68.20	-35.54 peak
2	1653.550	3.15	26.48	40.60	46.72	35.75	68.20	-32.45 peak
3	3435.590	5.54	31.60	41.65	46.53	42.02	68.20	-26.18 peak
4	4456.315	6.51	33.53	42.52	47.27	44.79	68.20	-23.41 peak
5	11020.000	9.97	37.80	38.48	37.74	47.03	74.00	-26.97 peak
6	16530.000	13.00	42.22	40.55	35.01	49.68	68.20	-18.52 peak



Mode:e; Polarization:Vertical; Modulation:802.11ac; bandwidth:40MHz; Channel:Low

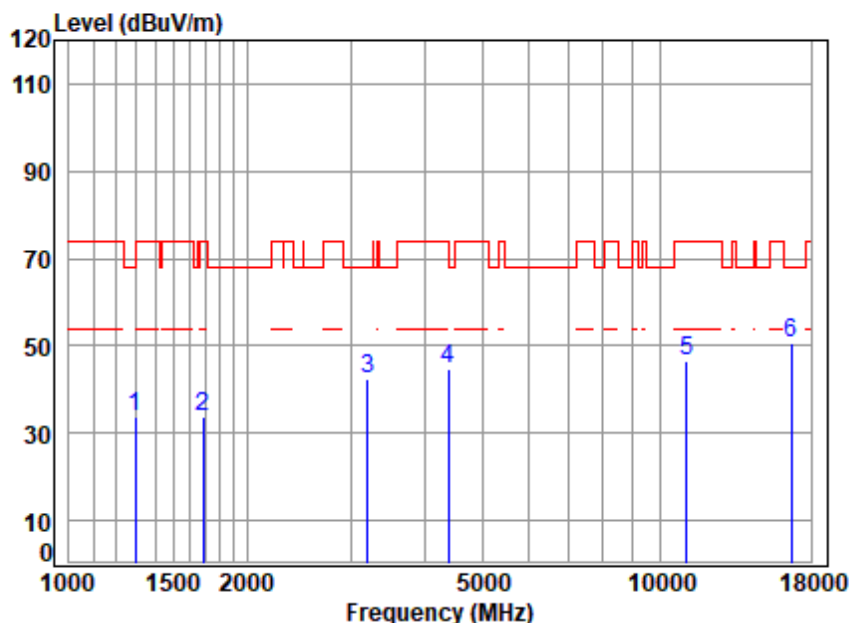


Site : chamber  
Condition: 3m VERTICAL  
Job No : 00644CR  
Mode : 5510 TX RSE  
Note : 5G WIFI 11AC40

		Cable	Ant	Preamp	Read		Limit	Over	
	Freq	Loss	Factor	Factor	Level	Level	Line	Limit	Remark
	MHz	dB	dB/m	dB	dBuV	dBuV/m	dBuV/m	dB	
1	1132.340	2.34	24.27	40.22	45.80	32.19	74.00	-41.81	peak
2	1687.347	3.27	26.62	40.62	45.18	34.45	74.00	-39.55	peak
3	3347.371	5.82	31.47	41.56	46.56	42.29	74.00	-31.71	peak
4	4430.628	6.59	33.48	42.50	47.12	44.69	68.20	-23.51	peak
5	11020.000	9.97	37.80	38.48	37.71	47.00	74.00	-27.00	peak
6	16530.000	13.00	42.22	40.55	33.09	47.76	68.20	-20.44	peak



Mode:e; Polarization:Horizontal; Modulation:802.11ac; bandwidth:40MHz; Channel:middle

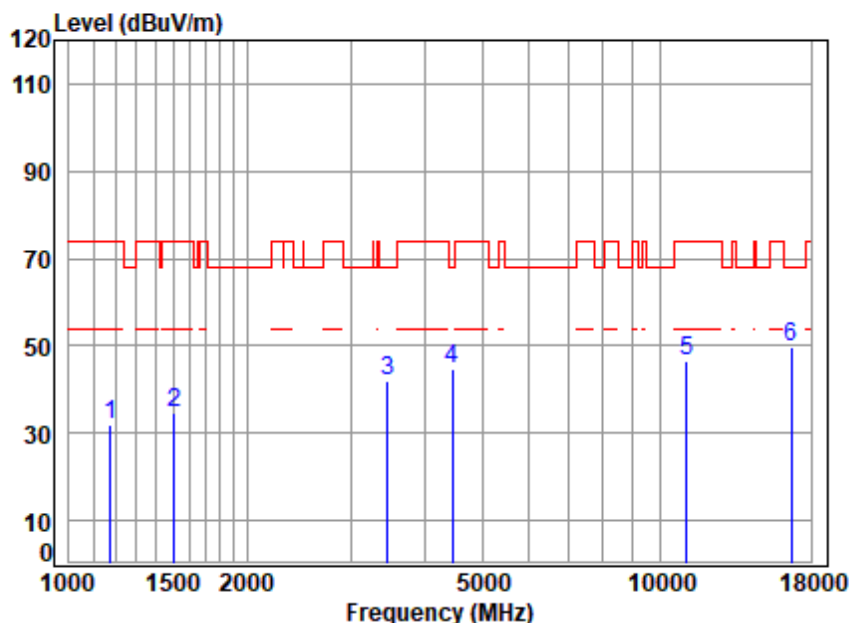


Site : chamber  
Condition: 3m HORIZONTAL  
Job No : 00644CR  
Mode : 5550 TX RSE  
Note : 5G WIFI 11AC40

		Cable	Ant	Preamp	Read		Limit	Over	
	Freq	Loss	Factor	Factor	Level	Level	Line	Limit	Remark
	MHz	dB	dB/m	dB	dBuV	dBuV/m	dBuV/m	dB	
1	1297.103	2.89	25.01	40.36	46.01	33.55	68.20	-34.65	peak
2	1687.347	3.27	26.62	40.62	44.45	33.72	74.00	-40.28	peak
3	3205.345	5.32	31.24	41.42	47.39	42.53	68.20	-25.67	peak
4	4392.376	6.66	33.42	42.47	47.05	44.66	74.00	-29.34	peak
5	11100.000	9.92	37.82	38.52	37.15	46.37	74.00	-27.63	peak
6	16650.000	13.46	42.32	40.54	35.58	50.82	68.20	-17.38	peak



Mode:e; Polarization:Vertical; Modulation:802.11ac; bandwidth:40MHz; Channel:middle



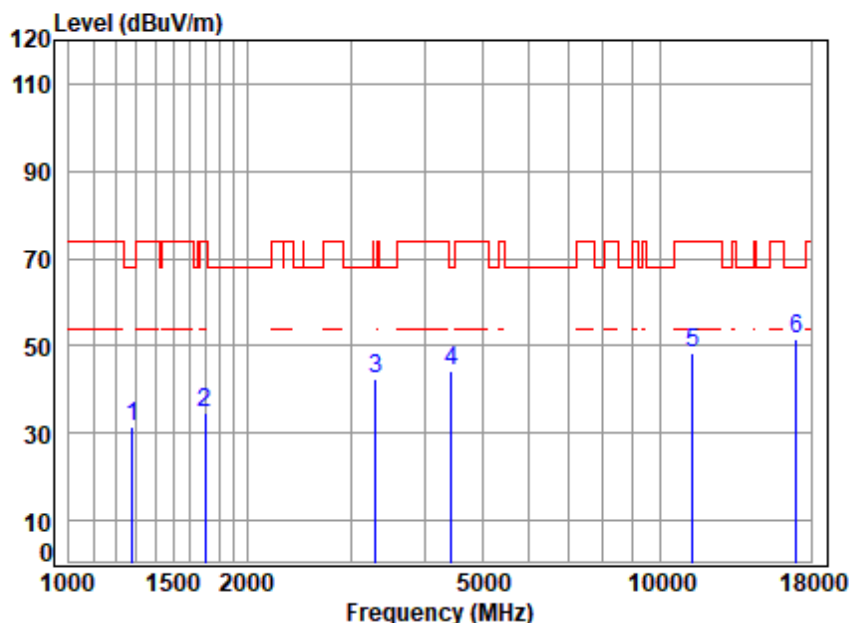
Site : chamber  
Condition: 3m VERTICAL  
Job No : 00644CR  
Mode : 5550 TX RSE  
Note : 5G WIFI 11AC40

		Cable	Ant	Preamp	Read		Limit	Over	
	Freq	Loss	Factor	Factor	Level	Level	Line	Limit	Remark
	MHz	dB	dB/m	dB	dBuV	dBuV/m	dBuV/m	dB	
1	1175.697	2.53	24.48	40.26	45.41	32.16	74.00	-41.84	peak
2	1507.470	2.99	25.83	40.51	46.19	34.50	74.00	-39.50	peak
3	3465.510	5.49	31.65	41.68	46.64	42.10	68.20	-26.10	peak
4	4456.315	6.51	33.53	42.52	47.41	44.93	68.20	-23.27	peak
5	11100.000	9.92	37.82	38.52	37.30	46.52	74.00	-27.48	peak
6	16650.000	13.46	42.32	40.54	34.28	49.52	68.20	-18.68	peak





Mode:e; Polarization:Horizontal; Modulation:802.11ac; bandwidth:40MHz; Channel:High

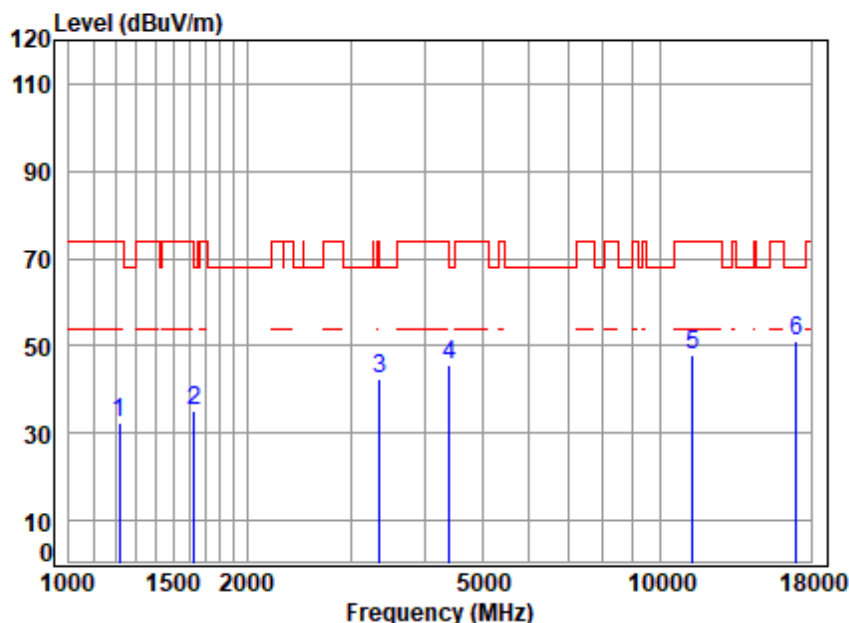


Site : chamber  
Condition: 3m HORIZONTAL  
Job No : 00644CR  
Mode : 5670 TX RSE  
Note : 5G WIFI 11AC40

		Cable	Ant	Preamp	Read	Limit	Over	
Freq		Loss	Factor	Factor	Level	Level	Line	Limit Remark
MHz		dB	dB/m	dB	dBuV	dBuV/m	dBuV/m	dB
1	1282.193	2.85	24.95	40.35	44.23	31.68	68.20	-36.52 peak
2	1702.042	3.30	26.68	40.63	45.16	34.51	74.00	-39.49 peak
3	3299.344	6.02	31.39	41.52	46.37	42.26	68.20	-25.94 peak
4	4430.628	6.59	33.48	42.50	46.51	44.08	68.20	-24.12 peak
5	11340.000	11.03	37.87	38.62	38.12	48.40	74.00	-25.60 peak
6	17010.000	15.43	42.61	40.53	33.99	51.50	68.20	-16.70 peak



Mode:e; Polarization:Vertical; Modulation:802.11ac; bandwidth:40MHz; Channel:High

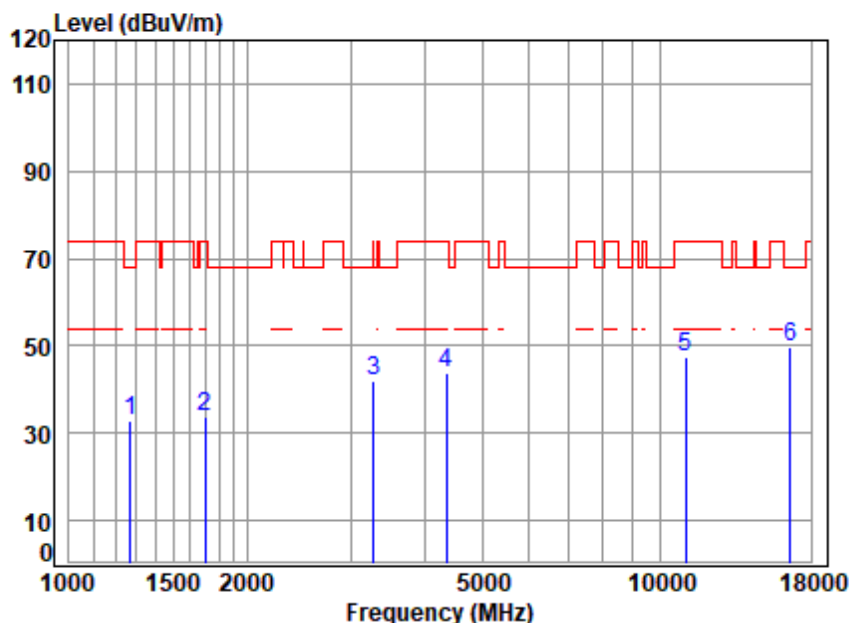


Site : chamber  
Condition: 3m VERTICAL  
Job No : 00644CR  
Mode : 5670 TX RSE  
Note : 5G WIFI 11AC40

		Cable	Ant	Preamp	Read	Limit	Over	
Freq		Loss	Factor	Factor	Level	Level	Line	Limit Remark
MHz		dB	dB/m	dB	dBuV	dBuV/m	dBuV/m	dB
1	1217.190	2.68	24.67	40.30	45.56	32.61	74.00	-41.39 peak
2	1629.825	3.06	26.38	40.59	46.18	35.03	68.20	-33.17 peak
3	3357.061	5.78	31.48	41.57	46.65	42.34	74.00	-31.66 peak
4	4405.090	6.67	33.44	42.48	47.83	45.46	68.20	-22.74 peak
5	11340.000	11.03	37.87	38.62	37.61	47.89	74.00	-26.11 peak
6	17010.000	15.43	42.61	40.53	33.62	51.13	68.20	-17.07 peak



Mode:e; Polarization:Horizontal; Modulation:802.11ac; bandwidth:80MHz; Channel:Low

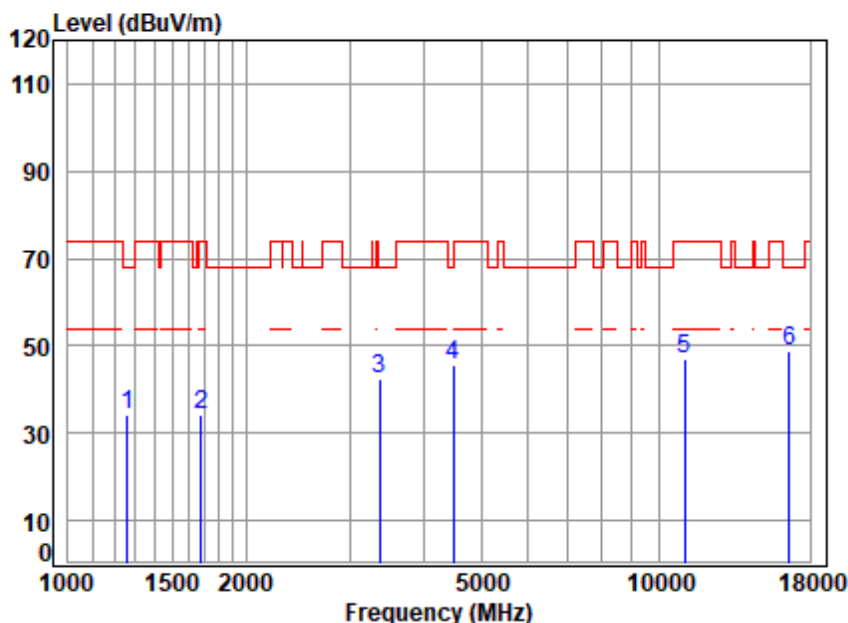


Site : chamber  
Condition: 3m HORIZONTAL  
Job No : 00644CR  
Mode : 5530 TX RSE  
Note : 5G WIFI 11AC80

		Cable	Ant	Preamp	Read		Limit	Over	
Freq		Loss	Factor	Factor	Level	Level	Line	Limit	Remark
MHz		dB	dB/m	dB	dBuV	dBuV/m	dBuV/m	dB	
1	1271.123	2.82	24.90	40.34	45.42	32.80	68.20	-35.40	peak
2	1702.042	3.30	26.68	40.63	44.58	33.93	74.00	-40.07	peak
3	3280.326	5.88	31.36	41.50	46.02	41.76	68.20	-26.44	peak
4	4354.454	6.51	33.35	42.44	46.60	44.02	74.00	-29.98	peak
5	11060.000	9.94	37.81	38.50	38.26	47.51	74.00	-26.49	peak
6	16590.000	13.18	42.27	40.54	34.72	49.63	68.20	-18.57	peak



Mode:e; Polarization:Vertical; Modulation:802.11ac; bandwidth:80MHz; Channel:Low



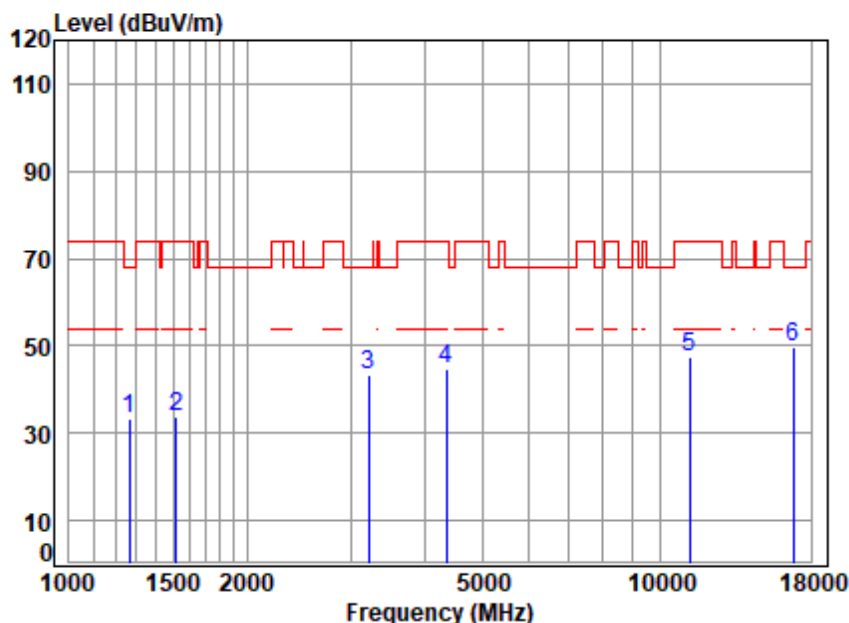
Site : chamber  
Condition: 3m VERTICAL  
Job No : 00644CR  
Mode : 5530 TX RSE  
Note : 5G WIFI 11AC80

		Cable	Ant	Preamp	Read		Limit	Over	
Freq		Loss	Factor	Factor	Level	Level	Line	Limit	Remark
MHz		dB	dB/m	dB	dBuV	dBuV/m	dBuV/m	dB	
1	1260.149	2.79	24.85	40.33	46.97	34.28	68.20	-33.92	peak
2	1682.477	3.25	26.60	40.62	44.89	34.12	74.00	-39.88	peak
3	3366.778	5.74	31.50	41.58	46.70	42.36	68.20	-25.84	peak
4	4495.125	6.39	33.59	42.55	48.01	45.44	68.20	-22.76	peak
5	11060.000	9.94	37.81	38.50	37.63	46.88	74.00	-27.12	peak
6	16590.000	13.18	42.27	40.54	34.06	48.97	68.20	-19.23	peak





Mode:e; Polarization:Horizontal; Modulation:802.11ac; bandwidth:80MHz; Channel:High

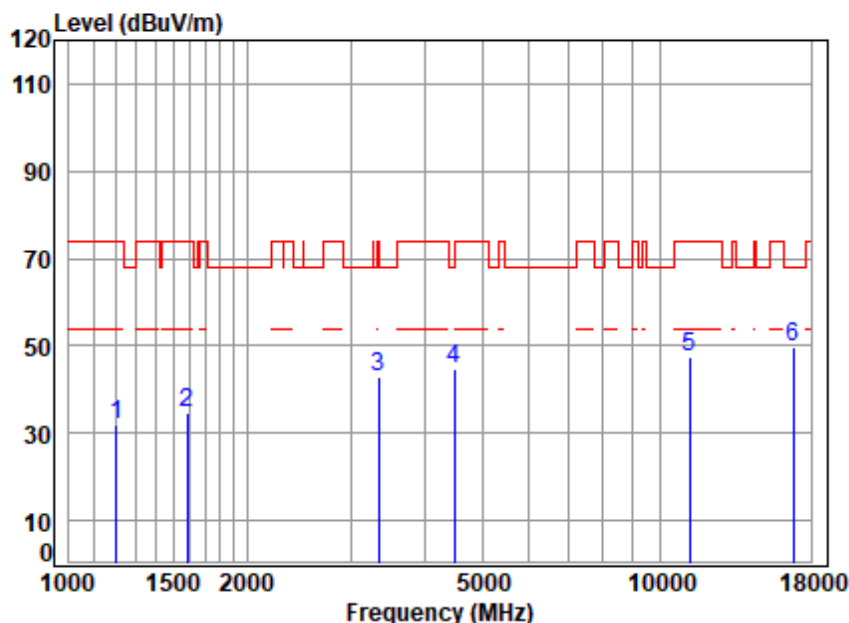


Site : chamber  
Condition: 3m HORIZONTAL  
Job No : 00644CR  
Mode : 5610 TX RSE  
Note : 5G WIFI 11AC80

		Cable	Ant	Preamp	Read		Limit	Over	
	Freq	Loss	Factor	Factor	Level	Level	Line	Limit	Remark
	MHz	dB	dB/m	dB	dBuV	dBuV/m	dBuV/m	dB	
1	1263.796	2.80	24.87	40.33	45.75	33.09	68.20	-35.11	peak
2	1516.210	2.98	25.87	40.52	45.36	33.69	74.00	-40.31	peak
3	3214.623	5.39	31.26	41.43	48.03	43.25	68.20	-24.95	peak
4	4354.454	6.51	33.35	42.44	47.39	44.81	74.00	-29.19	peak
5	11220.000	10.52	37.84	38.57	37.61	47.40	74.00	-26.60	peak
6	16830.000	13.25	42.47	40.54	34.53	49.71	68.20	-18.49	peak



Mode:e; Polarization:Vertical; Modulation:802.11ac; bandwidth:80MHz; Channel:High

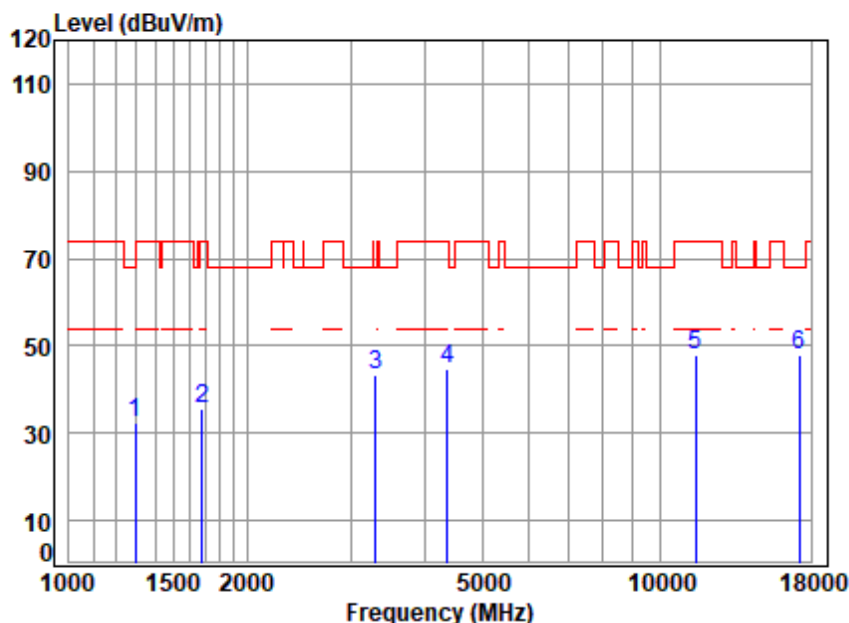


Site : chamber  
Condition: 3m VERTICAL  
Job No : 00644CR  
Mode : 5610 TX RSE  
Note : 5G WIFI 11AC80

		Cable	Ant	Preamp	Read	Limit	Over	
Freq		Loss	Factor	Factor	Level	Level	Line	Limit Remark
MHz		dB	dB/m	dB	dBuV	dBuV/m	dBuV/m	dB
1	1203.199	2.64	24.60	40.29	45.14	32.09	74.00	-41.91 peak
2	1583.392	2.96	26.18	40.56	46.10	34.68	74.00	-39.32 peak
3	3347.371	5.82	31.47	41.56	46.95	42.68	74.00	-31.32 peak
4	4482.150	6.43	33.57	42.54	47.14	44.60	68.20	-23.60 peak
5	11220.000	10.52	37.84	38.57	37.80	47.59	74.00	-26.41 peak
6	16830.000	13.25	42.47	40.54	34.48	49.66	68.20	-18.54 peak



Mode:f; Polarization:Horizontal; Modulation:802.11a; bandwidth:20MHz; Channel:Low

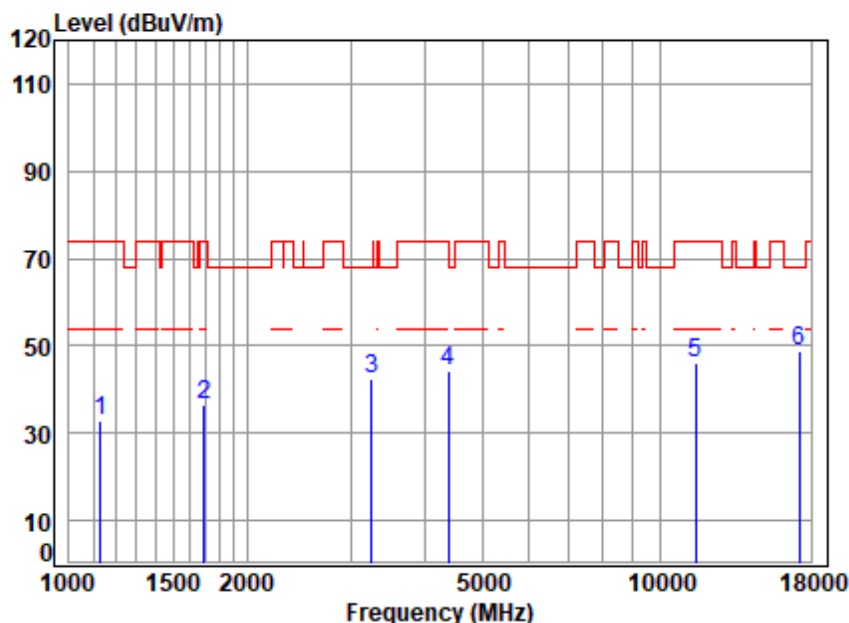


Site : chamber  
Condition: 3m HORIZONTAL  
Job No : 00644CR  
Mode : 5745 TX RSE  
Note : 5G WIFI 11A

		Cable	Ant	Preamp	Read		Limit	Over	
	Freq	Loss	Factor	Factor	Level	Level	Line	Limit	Remark
	MHz	dB	dB/m	dB	dBuV	dBuV/m	dBuV/m	dB	
1	1297.103	2.89	25.01	40.36	44.93	32.47	68.20	-35.73	peak
2	1677.621	3.23	26.58	40.62	46.23	35.42	74.00	-38.58	peak
3	3299.344	6.02	31.39	41.52	47.43	43.32	68.20	-24.88	peak
4	4367.058	6.56	33.37	42.45	47.28	44.76	74.00	-29.24	peak
5	11490.000	10.99	37.90	38.69	37.63	47.83	74.00	-26.17	peak
6	17235.000	14.32	42.74	40.52	31.21	47.75	68.20	-20.45	peak



Mode:f; Polarization:Vertical; Modulation:802.11a; bandwidth:20MHz; Channel:Low



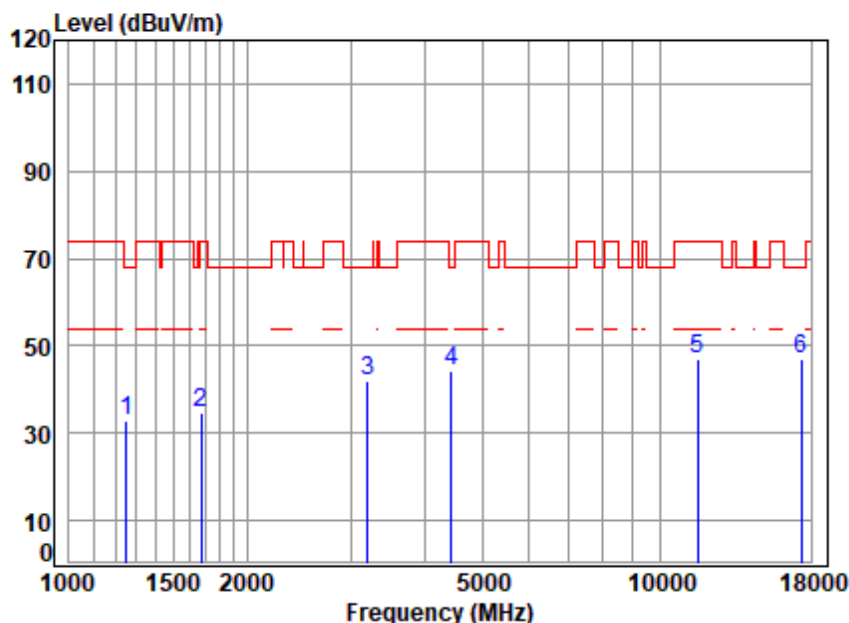
Site : chamber  
Condition: 3m VERTICAL  
Job No : 00644CR  
Mode : 5745 TX RSE  
Note : 5G WIFI 11A

		Cable	Ant	Preamp	Read	Limit	Over	
Freq		Loss	Factor	Factor	Level	Level	Line	Limit Remark
MHz		dB	dB/m	dB	dBuV	dBuV/m	dBuV/m	dB
1	1132.340	2.34	24.27	40.22	46.38	32.77	74.00	-41.23 peak
2	1692.231	3.28	26.64	40.63	47.01	36.30	74.00	-37.70 peak
3	3252.005	5.67	31.32	41.47	46.69	42.21	68.20	-25.99 peak
4	4392.376	6.66	33.42	42.47	46.48	44.09	74.00	-29.91 peak
5	11490.000	10.99	37.90	38.69	35.90	46.10	74.00	-27.90 peak
6	17235.000	14.32	42.74	40.52	32.09	48.63	68.20	-19.57 peak





Mode:f; Polarization:Horizontal; Modulation:802.11a; bandwidth:20MHz; Channel:middle

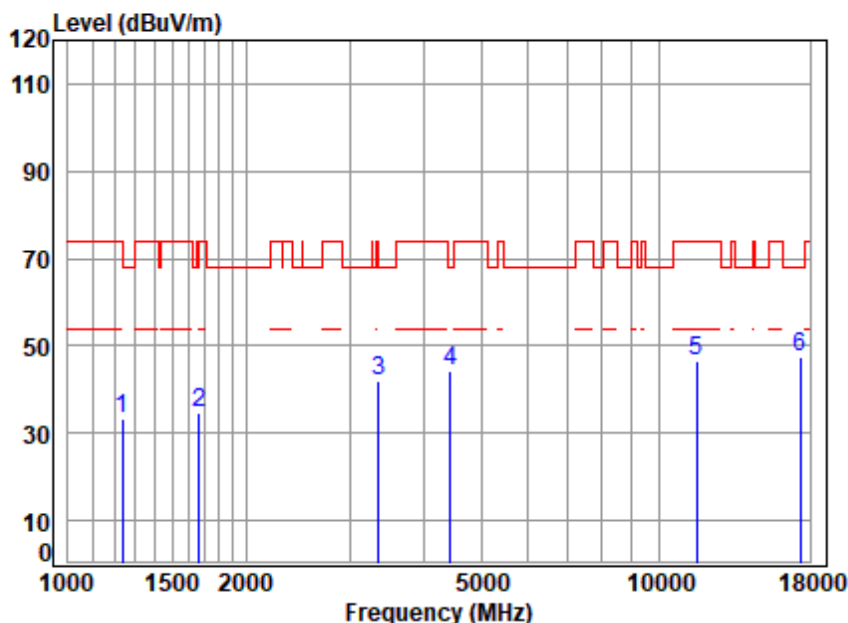


Site : chamber  
Condition: 3m HORIZONTAL  
Job No : 00644CR  
Mode : 5785 TX RSE  
Note : 5G WIFI 11A

		Cable	Ant	Preamp	Read	Limit	Over	
Freq		Loss	Factor	Factor	Level	Level	Line	Limit Remark
MHz		dB	dB/m	dB	dBuV	dBuV/m	dBuV/m	dB
1	1249.269	2.77	24.81	40.32	45.78	33.04	68.20	-35.16 peak
2	1672.779	3.21	26.56	40.62	45.54	34.69	74.00	-39.31 peak
3	3205.345	5.32	31.24	41.42	46.79	41.93	68.20	-26.27 peak
4	4443.453	6.55	33.50	42.51	46.71	44.25	68.20	-23.95 peak
5	11570.000	10.66	37.87	38.72	37.20	47.01	74.00	-26.99 peak
6	17355.000	13.87	42.81	40.52	30.65	46.81	68.20	-21.39 peak



Mode:f; Polarization:Vertical; Modulation:802.11a; bandwidth:20MHz; Channel:middle

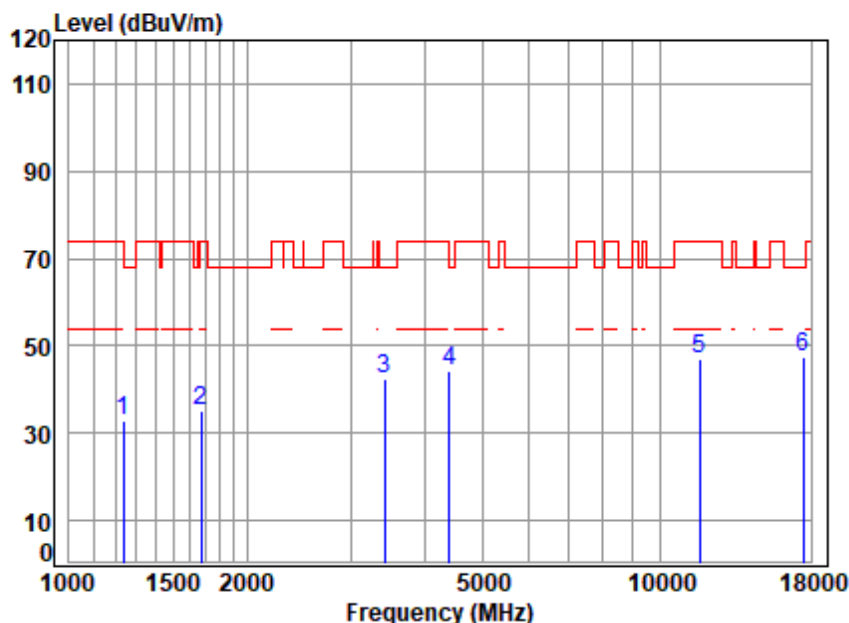


Site : chamber  
Condition: 3m VERTICAL  
Job No : 00644CR  
Mode : 5785 TX RSE  
Note : 5G WIFI 11A

		Cable	Ant	Preamp	Read	Limit	Over	
Freq		Loss	Factor	Factor	Level	Level	Line	Limit Remark
MHz		dB	dB/m	dB	dBuV	dBuV/m	dBuV/m	dB
1	1238.483	2.74	24.76	40.31	45.96	33.15	74.00	-40.85 peak
2	1667.951	3.20	26.54	40.61	45.32	34.45	74.00	-39.55 peak
3	3357.061	5.78	31.48	41.57	46.44	42.13	74.00	-31.87 peak
4	4430.628	6.59	33.48	42.50	46.52	44.09	68.20	-24.11 peak
5	11570.000	10.66	37.87	38.72	36.63	46.44	74.00	-27.56 peak
6	17355.000	13.87	42.81	40.52	31.20	47.36	68.20	-20.84 peak



Mode:f; Polarization:Horizontal; Modulation:802.11a; bandwidth:20MHz; Channel:High

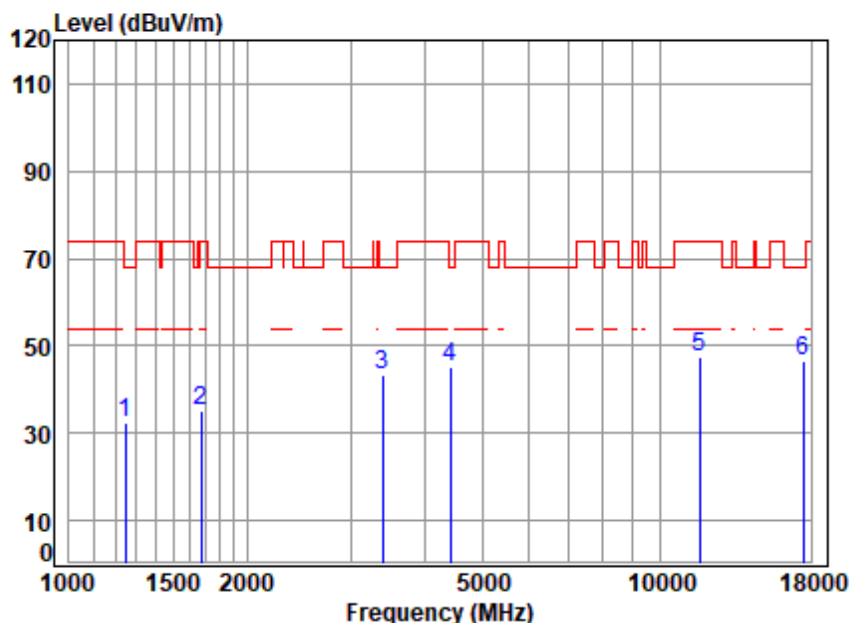


Site : chamber  
Condition: 3m HORIZONTAL  
Job No : 00644CR  
Mode : 5825 TX RSE  
Note : 5G WIFI 11A

		Cable	Ant	Preamp	Read	Limit	Over	
Freq		Loss	Factor	Factor	Level	Level	Line	Limit Remark
MHz		dB	dB/m	dB	dBuV	dBuV/m	dBuV/m	dB
1	1238.483	2.74	24.76	40.31	45.75	32.94	74.00	-41.06 peak
2	1672.779	3.21	26.56	40.62	46.12	35.27	74.00	-38.73 peak
3	3425.675	5.56	31.59	41.64	46.73	42.24	68.20	-25.96 peak
4	4405.090	6.67	33.44	42.48	46.84	44.47	68.20	-23.73 peak
5	11650.000	10.52	37.84	38.75	37.56	47.17	74.00	-26.83 peak
6	17475.000	13.18	42.89	40.52	31.82	47.37	68.20	-20.83 peak



Mode:f; Polarization:Vertical; Modulation:802.11a; bandwidth:20MHz; Channel:High



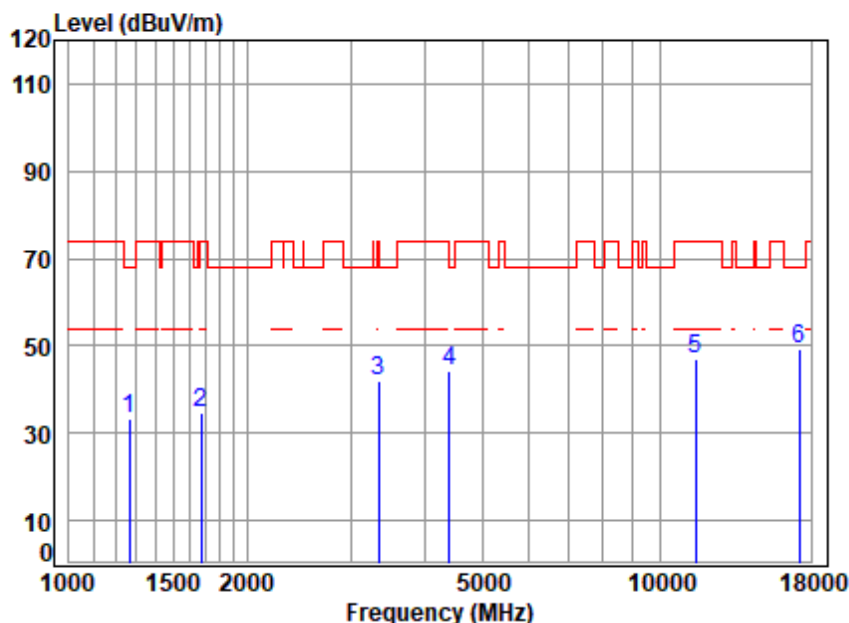
Site : chamber  
Condition: 3m VERTICAL  
Job No : 00644CR  
Mode : 5825 TX RSE  
Note : 5G WIFI 11A

		Cable	Ant	Preamp	Read	Limit	Over	
Freq		Loss	Factor	Factor	Level	Level	Line	Limit Remark
MHz		dB	dB/m	dB	dBuV	dBuV/m	dBuV/m	dB
1	1245.663	2.76	24.79	40.32	45.09	32.32	68.20	-35.88 peak
2	1672.779	3.21	26.56	40.62	45.92	35.07	74.00	-38.93 peak
3	3396.098	5.62	31.54	41.61	47.69	43.24	68.20	-24.96 peak
4	4417.841	6.63	33.46	42.49	47.51	45.11	68.20	-23.09 peak
5	11650.000	10.52	37.84	38.75	37.64	47.25	74.00	-26.75 peak
6	17475.000	13.18	42.89	40.52	30.89	46.44	68.20	-21.76 peak





Mode:f; Polarization:Horizontal; Modulation:802.11n; bandwidth:20MHz; Channel:Low

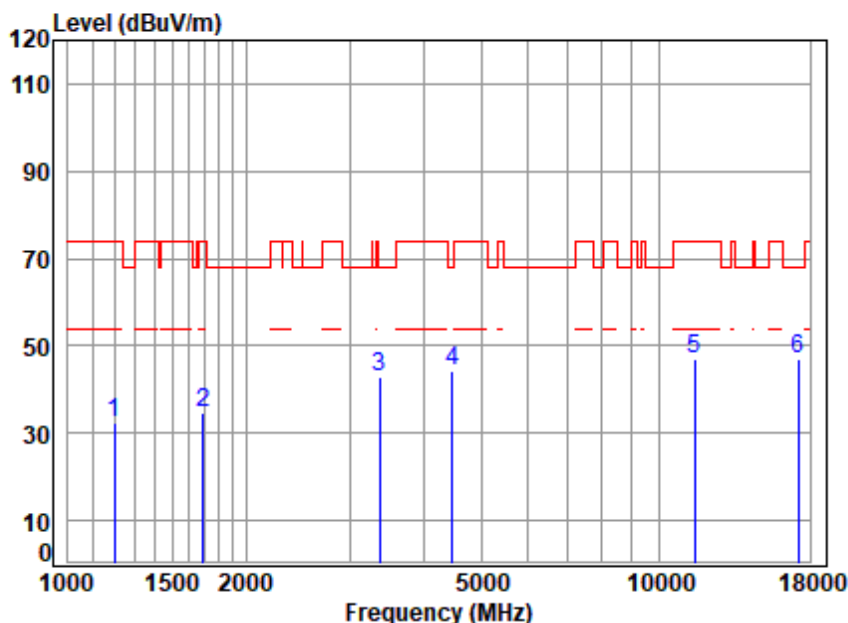


Site : chamber  
Condition: 3m HORIZONTAL  
Job No : 00644CR  
Mode : 5745 TX RSE  
Note : 5G WIFI 11N20

		Cable	Ant	Preamp	Read		Limit	Over	
	Freq	Loss	Factor	Factor	Level	Level	Line	Limit	Remark
	MHz	dB	dB/m	dB	dBuV	dBuV/m	dBuV/m	dB	
1	1267.454	2.81	24.89	40.34	46.00	33.36	68.20	-34.84	peak
2	1672.779	3.21	26.56	40.62	45.45	34.60	74.00	-39.40	peak
3	3337.710	5.86	31.45	41.56	46.44	42.19	74.00	-31.81	peak
4	4405.090	6.67	33.44	42.48	46.59	44.22	68.20	-23.98	peak
5	11490.000	10.99	37.90	38.69	36.73	46.93	74.00	-27.07	peak
6	17235.000	14.32	42.74	40.52	32.79	49.33	68.20	-18.87	peak



Mode:f; Polarization:Vertical; Modulation:802.11n; bandwidth:20MHz; Channel:Low

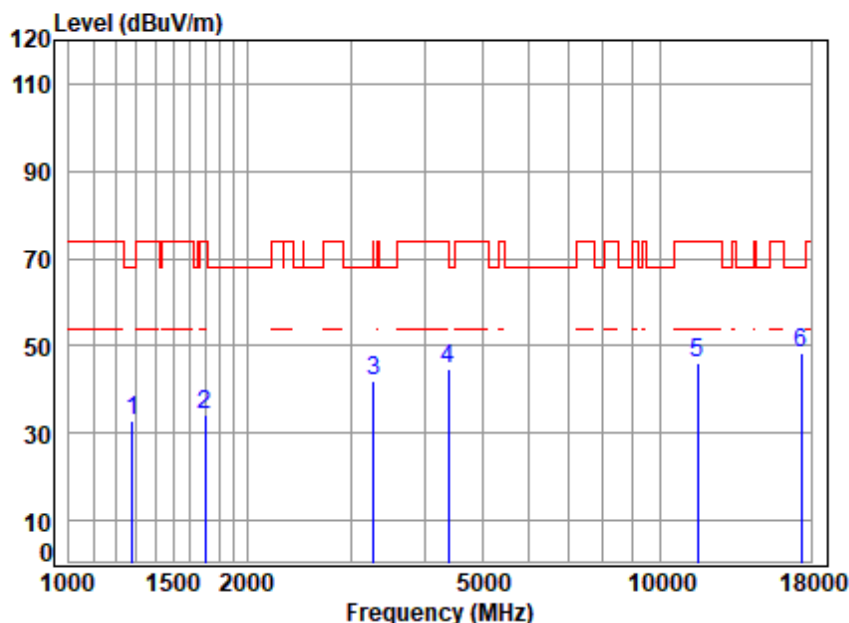


Site : chamber  
Condition: 3m VERTICAL  
Job No : 00644CR  
Mode : 5745 TX RSE  
Note : 5G WIFI 11N20

		Cable	Ant	Preamp	Read	Limit	Over	
Freq		Loss	Factor	Factor	Level	Level	Line	Limit Remark
	MHz	dB	dB/m	dB	dBuV	dBuV/m	dBuV/m	dB
1	1199.726	2.63	24.59	40.28	45.62	32.56	74.00	-41.44 peak
2	1692.231	3.28	26.64	40.63	45.37	34.66	74.00	-39.34 peak
3	3366.778	5.74	31.50	41.58	47.17	42.83	68.20	-25.37 peak
4	4469.214	6.47	33.55	42.53	46.58	44.07	68.20	-24.13 peak
5	11490.000	10.99	37.90	38.69	36.76	46.96	74.00	-27.04 peak
6	17235.000	14.32	42.74	40.52	30.62	47.16	68.20	-21.04 peak



Mode:f; Polarization:Horizontal; Modulation:802.11n; bandwidth:20MHz; Channel:middle

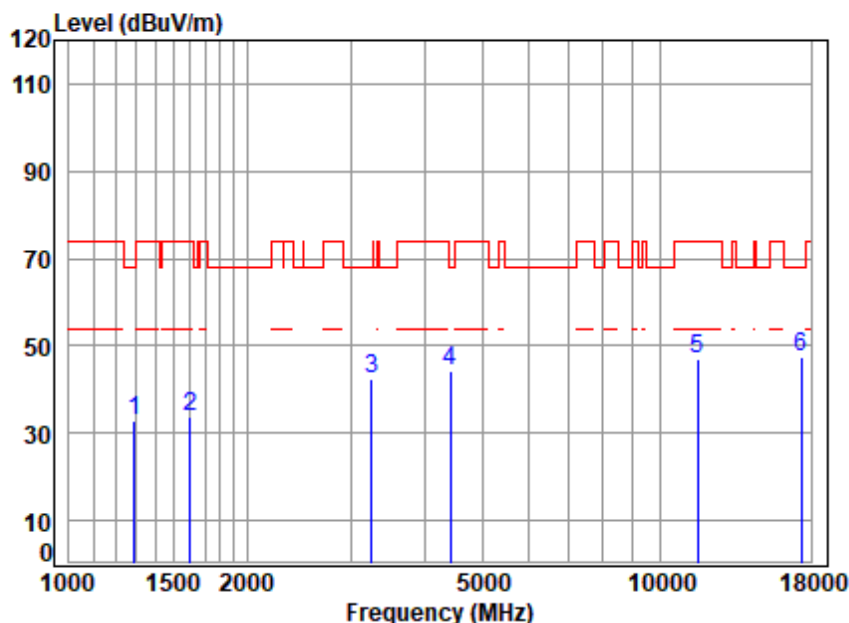


Site : chamber  
Condition: 3m HORIZONTAL  
Job No : 00644CR  
Mode : 5785 TX RSE  
Note : 5G WIFI 11N20

		Cable	Ant	Preamp	Read		Limit	Over	
	Freq	Loss	Factor	Factor	Level	Level	Line	Limit	Remark
	MHz	dB	dB/m	dB	dBuV	dBuV/m	dBuV/m	dB	
1	1282.193	2.85	24.95	40.35	45.27	32.72	68.20	-35.48	peak
2	1702.042	3.30	26.68	40.63	45.03	34.38	74.00	-39.62	peak
3	3280.326	5.88	31.36	41.50	46.02	41.76	68.20	-26.44	peak
4	4392.376	6.66	33.42	42.47	47.27	44.88	74.00	-29.12	peak
5	11570.000	10.66	37.87	38.72	36.28	46.09	74.00	-27.91	peak
6	17355.000	13.87	42.81	40.52	32.42	48.58	68.20	-19.62	peak



Mode:f; Polarization:Vertical; Modulation:802.11n; bandwidth:20MHz; Channel:middle



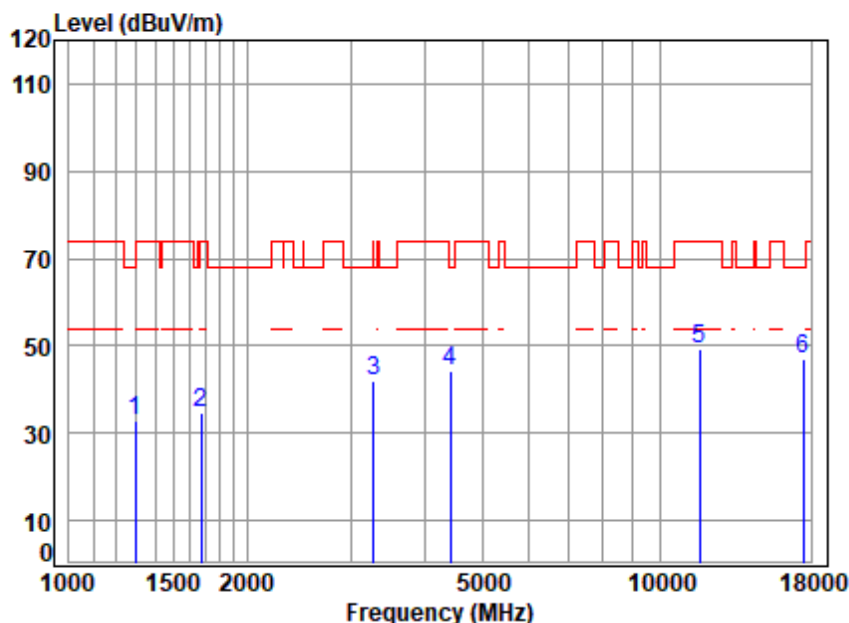
Site : chamber  
Condition: 3m VERTICAL  
Job No : 00644CR  
Mode : 5785 TX RSE  
Note : 5G WIFI 11N20

		Cable	Ant	Preamp	Read	Limit	Over	
	Freq	Loss	Factor	Factor	Level	Level	Line	Limit Remark
	MHz	dB	dB/m	dB	dBuV	dBuV/m	dBuV/m	dB
1	1289.627	2.87	24.98	40.35	45.31	32.81	68.20	-35.39 peak
2	1601.804	2.96	26.26	40.57	45.33	33.98	74.00	-40.02 peak
3	3252.005	5.67	31.32	41.47	46.83	42.35	68.20	-25.85 peak
4	4417.841	6.63	33.46	42.49	46.74	44.34	68.20	-23.86 peak
5	11570.000	10.66	37.87	38.72	37.26	47.07	74.00	-26.93 peak
6	17355.000	13.87	42.81	40.52	31.07	47.23	68.20	-20.97 peak





Mode:f; Polarization:Horizontal; Modulation:802.11n; bandwidth:20MHz; Channel:High

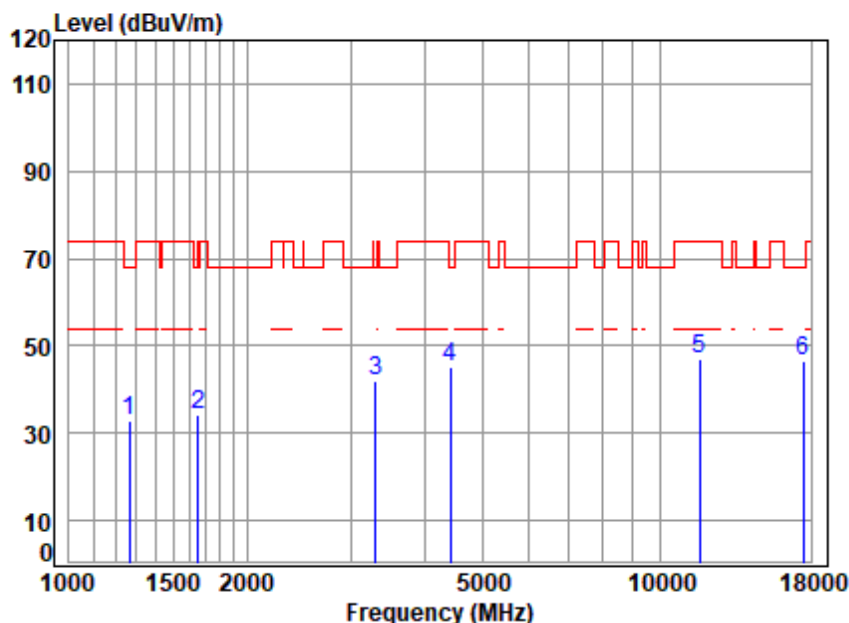


Site : chamber  
Condition: 3m HORIZONTAL  
Job No : 00644CR  
Mode : 5825 TX RSE  
Note : 5G WIFI 11N20

		Cable	Ant	Preamp	Read	Limit	Over	
Freq		Loss	Factor	Factor	Level	Level	Line	Limit Remark
MHz		dB	dB/m	dB	dBuV	dBuV/m	dBuV/m	dB
1	1297.103	2.89	25.01	40.36	45.33	32.87	68.20	-35.33 peak
2	1672.779	3.21	26.56	40.62	45.53	34.68	74.00	-39.32 peak
3	3270.858	5.81	31.35	41.49	46.45	42.12	68.20	-26.08 peak
4	4417.841	6.63	33.46	42.49	46.53	44.13	68.20	-24.07 peak
5	11650.000	10.52	37.84	38.75	39.44	49.05	74.00	-24.95 peak
6	17475.000	13.18	42.89	40.52	31.45	47.00	68.20	-21.20 peak



Mode:f; Polarization:Vertical; Modulation:802.11n; bandwidth:20MHz; Channel:High

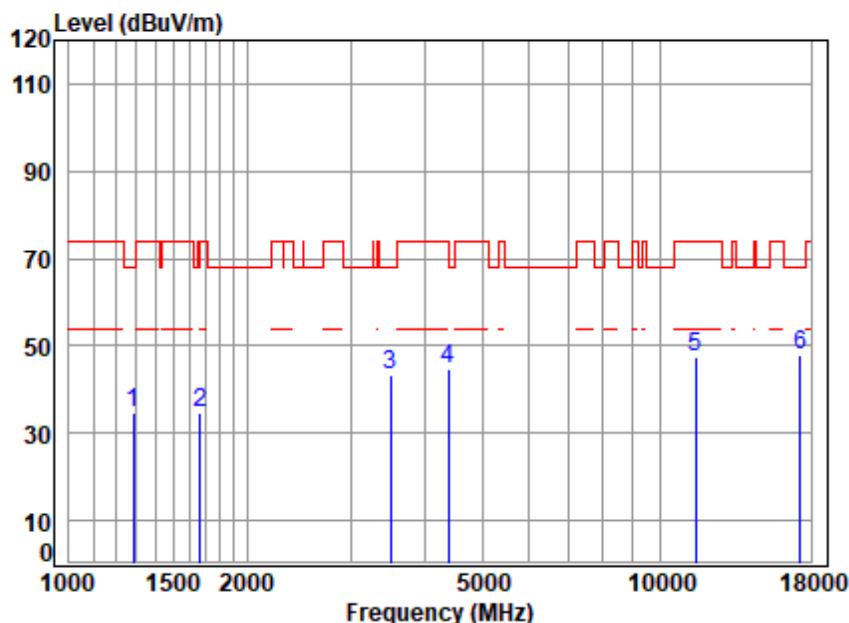


Site : chamber  
Condition: 3m VERTICAL  
Job No : 00644CR  
Mode : 5825 TX RSE  
Note : 5G WIFI 11N20

		Cable	Ant	Preamp	Read		Limit	Over	
	Freq	Loss	Factor	Factor	Level	Level	Line	Limit	Remark
	MHz	dB	dB/m	dB	dBuV	dBuV/m	dBuV/m	dB	
1	1263.796	2.80	24.87	40.33	45.35	32.69	68.20	-35.51	peak
2	1653.550	3.15	26.48	40.60	45.36	34.39	68.20	-33.81	peak
3	3308.894	5.98	31.41	41.53	46.18	42.04	68.20	-26.16	peak
4	4417.841	6.63	33.46	42.49	47.73	45.33	68.20	-22.87	peak
5	11650.000	10.52	37.84	38.75	37.26	46.87	74.00	-27.13	peak
6	17475.000	13.18	42.89	40.52	31.05	46.60	68.20	-21.60	peak



Mode:f; Polarization:Horizontal; Modulation:802.11n; bandwidth:40MHz; Channel:Low

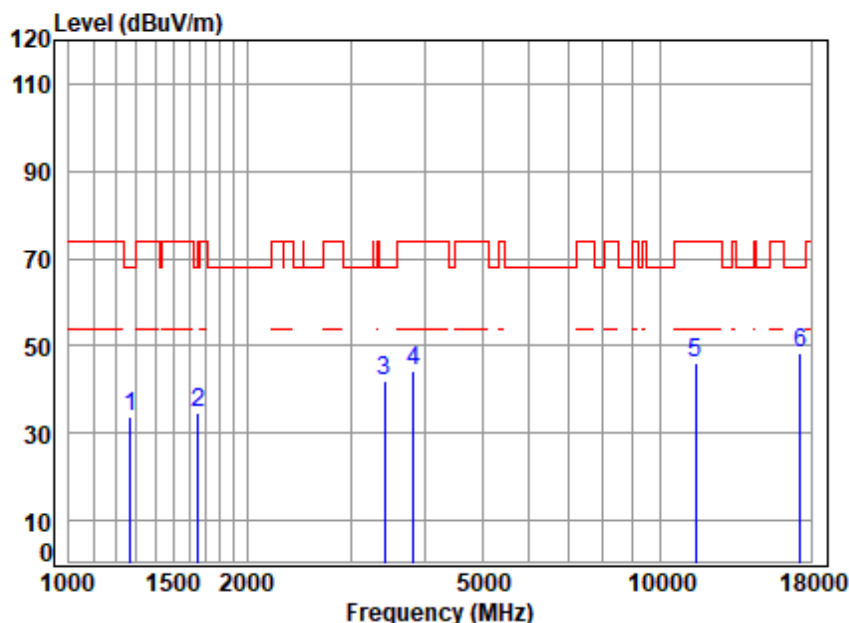


Site : chamber  
Condition: 3m HORIZONTAL  
Job No : 00644CR  
Mode : 5755 TX RSE  
Note : 5G WIFI 11N40

		Cable	Ant	Preamp	Read	Limit	Over	
Freq		Loss	Factor	Factor	Level	Level	Line	Limit Remark
MHz		dB	dB/m	dB	dBuV	dBuV/m	dBuV/m	dB
1	1285.904	2.86	24.96	40.35	47.01	34.48	68.20	-33.72 peak
2	1667.951	3.20	26.54	40.61	45.59	34.72	74.00	-39.28 peak
3	3495.691	5.45	31.69	41.71	47.72	43.15	68.20	-25.05 peak
4	4392.376	6.66	33.42	42.47	46.97	44.58	74.00	-29.42 peak
5	11510.000	10.89	37.90	38.69	37.52	47.62	74.00	-26.38 peak
6	17265.000	14.47	42.76	40.52	31.17	47.88	68.20	-20.32 peak



Mode:f; Polarization:Vertical; Modulation:802.11n; bandwidth:40MHz; Channel:Low



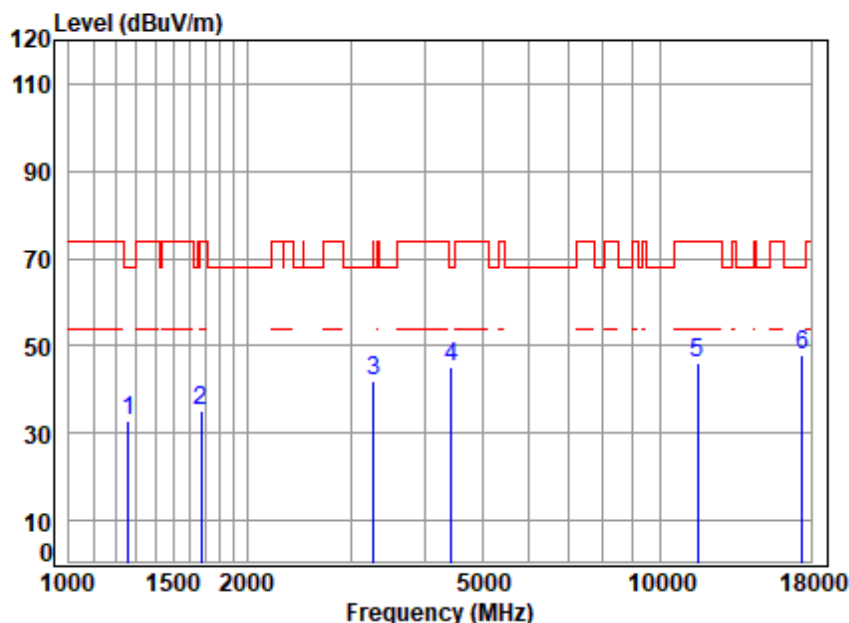
Site : chamber  
Condition: 3m VERTICAL  
Job No : 00644CR  
Mode : 5755 TX RSE  
Note : 5G WIFI 11N40

		Cable	Ant	Preamp	Read	Limit	Over	
Freq		Loss	Factor	Factor	Level	Level	Line	Limit Remark
	MHz	dB	dB/m	dB	dBuV	dBuV/m	dBuV/m	dB
1	1271.123	2.82	24.90	40.34	46.27	33.65	68.20	-34.55 peak
2	1653.550	3.15	26.48	40.60	45.83	34.86	68.20	-33.34 peak
3	3425.675	5.56	31.59	41.64	46.50	42.01	68.20	-26.19 peak
4	3834.438	6.67	32.38	42.02	47.04	44.07	74.00	-29.93 peak
5	11510.000	10.89	37.90	38.69	36.20	46.30	74.00	-27.70 peak
6	17265.000	14.47	42.76	40.52	31.55	48.26	68.20	-19.94 peak





Mode:f; Polarization:Horizontal; Modulation:802.11n; bandwidth:40MHz; Channel:High

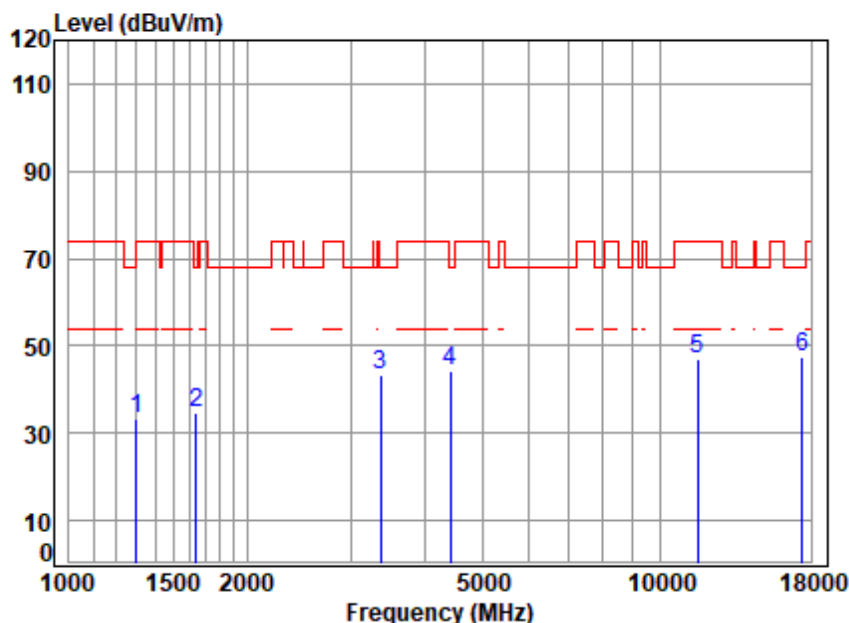


Site : chamber  
Condition: 3m HORIZONTAL  
Job No : 00644CR  
Mode : 5795 TX RSE  
Note : 5G WIFI 11N40

		Cable	Ant	Preamp	Read	Limit	Over	
Freq		Loss	Factor	Factor	Level	Level	Line	Limit Remark
MHz		dB	dB/m	dB	dBuV	dBuV/m	dBuV/m	dB
1	1260.149	2.79	24.85	40.33	45.72	33.03	68.20	-35.17 peak
2	1672.779	3.21	26.56	40.62	45.78	34.93	74.00	-39.07 peak
3	3270.858	5.81	31.35	41.49	46.46	42.13	68.20	-26.07 peak
4	4430.628	6.59	33.48	42.50	47.63	45.20	68.20	-23.00 peak
5	11590.000	10.59	37.86	38.73	36.55	46.27	74.00	-27.73 peak
6	17385.000	13.46	42.83	40.52	32.35	48.12	68.20	-20.08 peak



Mode:f; Polarization:Vertical; Modulation:802.11n; bandwidth:40MHz; Channel:High

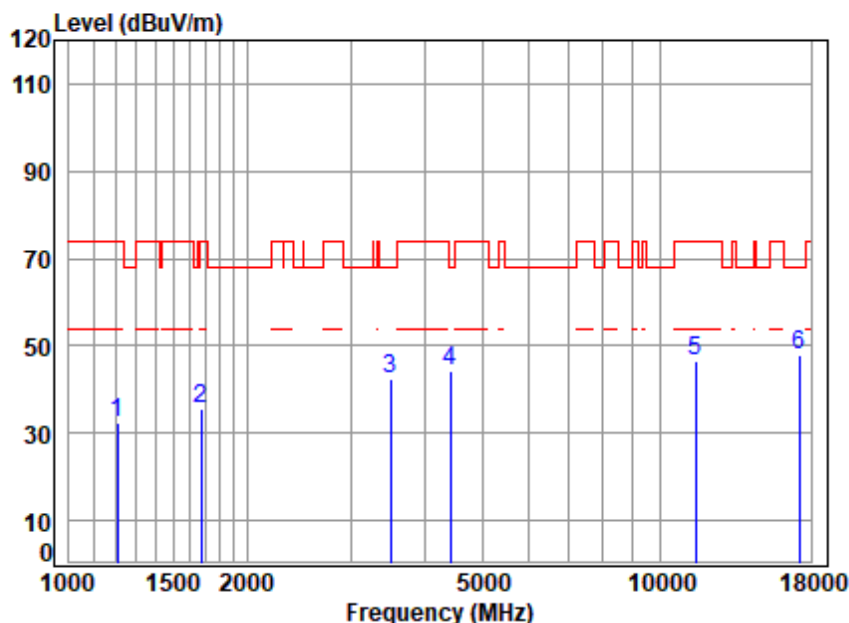


Site : chamber  
Condition: 3m VERTICAL  
Job No : 00644CR  
Mode : 5795 TX RSE  
Note : 5G WIFI 11N40

		Cable	Ant	Preamp	Read	Limit	Over	
Freq		Loss	Factor	Factor	Level	Level	Line	Limit Remark
	MHz	dB	dB/m	dB	dBuV	dBuV/m	dBuV/m	dB
1	1300.858	2.90	25.03	40.36	45.54	33.11	74.00	-40.89 peak
2	1644.019	3.11	26.44	40.60	45.62	34.57	68.20	-33.63 peak
3	3366.778	5.74	31.50	41.58	47.68	43.34	68.20	-24.86 peak
4	4417.841	6.63	33.46	42.49	46.84	44.44	68.20	-23.76 peak
5	11590.000	10.59	37.86	38.73	37.49	47.21	74.00	-26.79 peak
6	17385.000	13.46	42.83	40.52	31.55	47.32	68.20	-20.88 peak



Mode:f; Polarization:Horizontal; Modulation:802.11ac; bandwidth:20MHz; Channel:Low

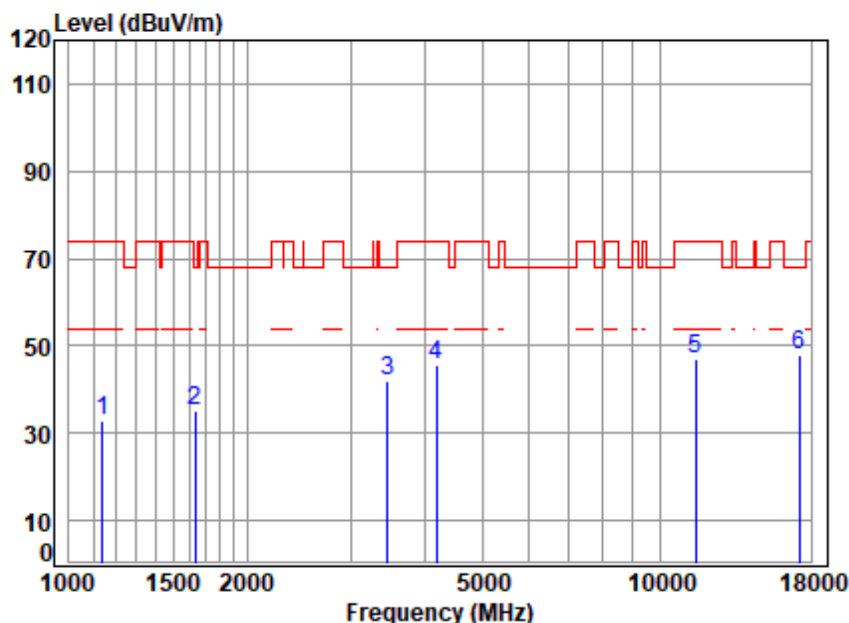


Site : chamber  
Condition: 3m HORIZONTAL  
Job No : 00644CR  
Mode : 5745 TX RSE  
Note : 5G WIFI 11AC20

		Cable	Ant	Preamp	Read		Limit	Over	
	Freq	Loss	Factor	Factor	Level	Level	Line	Limit	Remark
	MHz	dB	dB/m	dB	dBuV	dBuV/m	dBuV/m	dB	
1	1206.682	2.65	24.62	40.29	45.47	32.45	74.00	-41.55	peak
2	1672.779	3.21	26.56	40.62	46.62	35.77	74.00	-38.23	peak
3	3495.691	5.45	31.69	41.71	46.89	42.32	68.20	-25.88	peak
4	4417.841	6.63	33.46	42.49	46.67	44.27	68.20	-23.93	peak
5	11490.000	10.99	37.90	38.69	36.54	46.74	74.00	-27.26	peak
6	17235.000	14.32	42.74	40.52	31.59	48.13	68.20	-20.07	peak



Mode:f; Polarization:Vertical; Modulation:802.11ac; bandwidth:20MHz; Channel:Low



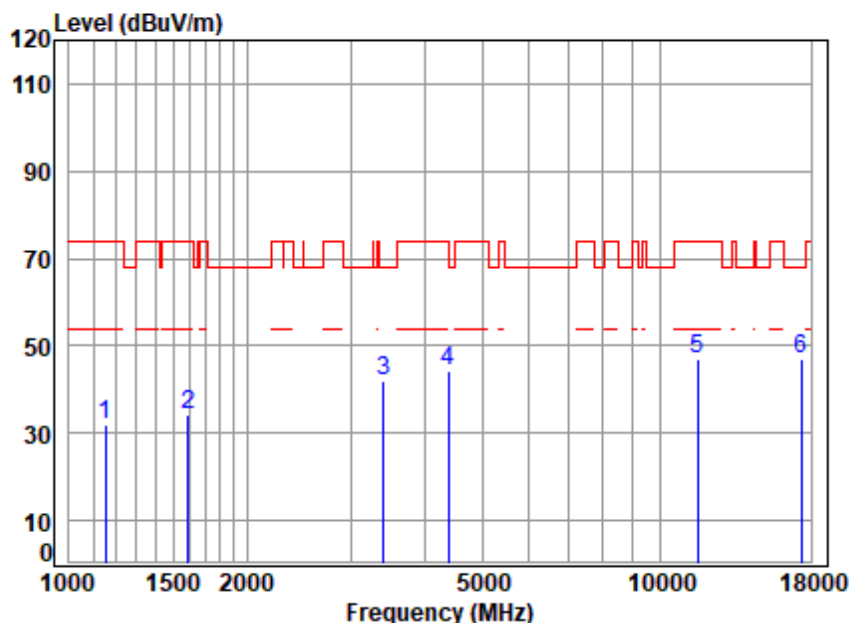
Site : chamber  
Condition: 3m VERTICAL  
Job No : 00644CR  
Mode : 5745 TX RSE  
Note : 5G WIFI 11AC20

		Cable	Ant	Preamp	Read	Limit	Over	
Freq		Loss	Factor	Factor	Level	Level	Line	Limit Remark
MHz		dB	dB/m	dB	dBuV	dBuV/m	dBuV/m	dB
1	1138.904	2.37	24.31	40.23	46.24	32.69	74.00	-41.31 peak
2	1634.543	3.08	26.40	40.59	46.09	34.98	68.20	-33.22 peak
3	3465.510	5.49	31.65	41.68	46.55	42.01	68.20	-26.19 peak
4	4181.768	6.10	33.04	42.31	48.69	45.52	74.00	-28.48 peak
5	11490.000	10.99	37.90	38.69	36.85	47.05	74.00	-26.95 peak
6	17235.000	14.32	42.74	40.52	31.54	48.08	68.20	-20.12 peak





Mode:f; Polarization:Horizontal; Modulation:802.11ac; bandwidth:20MHz; Channel:middle

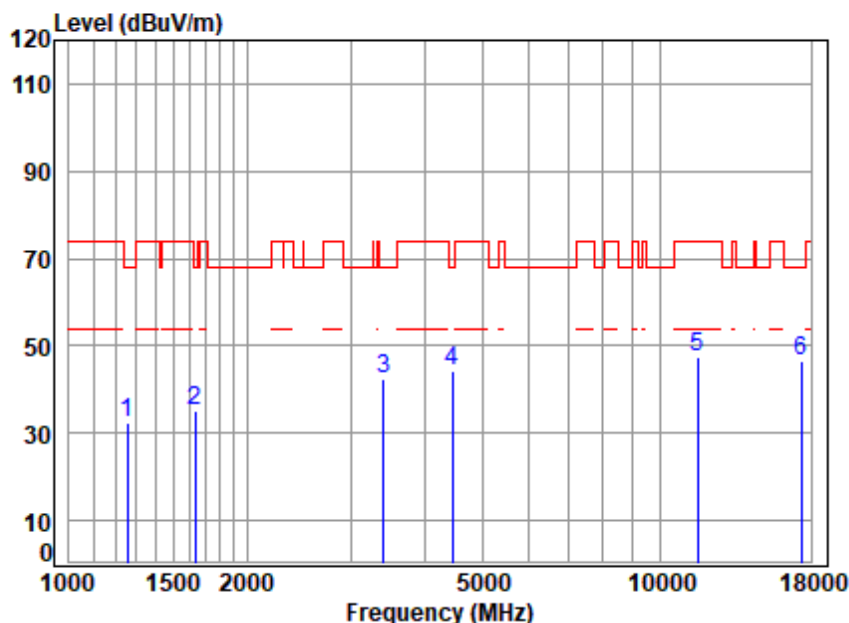


Site : chamber  
Condition: 3m HORIZONTAL  
Job No : 00644CR  
Mode : 5785 TX RSE  
Note : 5G WIFI 11AC20

		Cable	Ant	Preamp	Read	Limit	Over	
Freq		Loss	Factor	Factor	Level	Level	Line	Limit Remark
	MHz	dB	dB/m	dB	dBuV	dBuV/m	dBuV/m	dB
1	1152.148	2.42	24.37	40.24	45.54	32.09	74.00	-41.91 peak
2	1592.571	2.95	26.22	40.57	45.47	34.07	74.00	-39.93 peak
3	3405.929	5.59	31.56	41.62	46.54	42.07	68.20	-26.13 peak
4	4379.699	6.61	33.39	42.46	46.67	44.21	74.00	-29.79 peak
5	11570.000	10.66	37.87	38.72	37.22	47.03	74.00	-26.97 peak
6	17355.000	13.87	42.81	40.52	30.89	47.05	68.20	-21.15 peak



Mode:f; Polarization:Vertical; Modulation:802.11ac; bandwidth:20MHz; Channel:middle

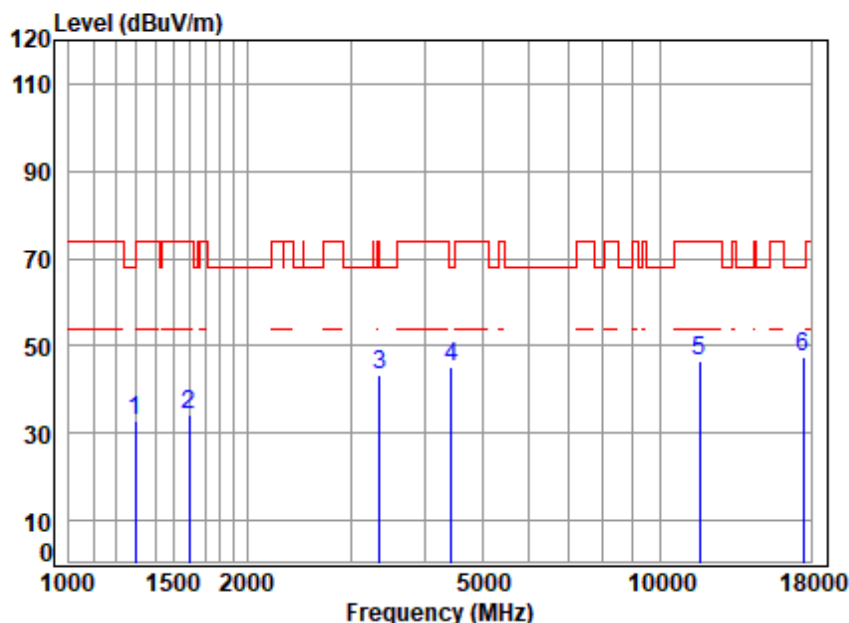


Site : chamber  
Condition: 3m VERTICAL  
Job No : 00644CR  
Mode : 5785 TX RSE  
Note : 5G WIFI 11AC20

		Cable	Ant	Preamp	Read	Limit	Over	
Freq		Loss	Factor	Factor	Level	Level	Line	Limit Remark
MHz		dB	dB/m	dB	dBuV	dBuV/m	dBuV/m	dB
1	1256.512	2.79	24.84	40.33	45.30	32.60	68.20	-35.60 peak
2	1634.543	3.08	26.40	40.59	46.24	35.13	68.20	-33.07 peak
3	3405.929	5.59	31.56	41.62	47.01	42.54	68.20	-25.66 peak
4	4456.315	6.51	33.53	42.52	46.85	44.37	68.20	-23.83 peak
5	11570.000	10.66	37.87	38.72	37.84	47.65	74.00	-26.35 peak
6	17355.000	13.87	42.81	40.52	30.49	46.65	68.20	-21.55 peak



Mode:f; Polarization:Horizontal; Modulation:802.11ac; bandwidth:20MHz; Channel:High

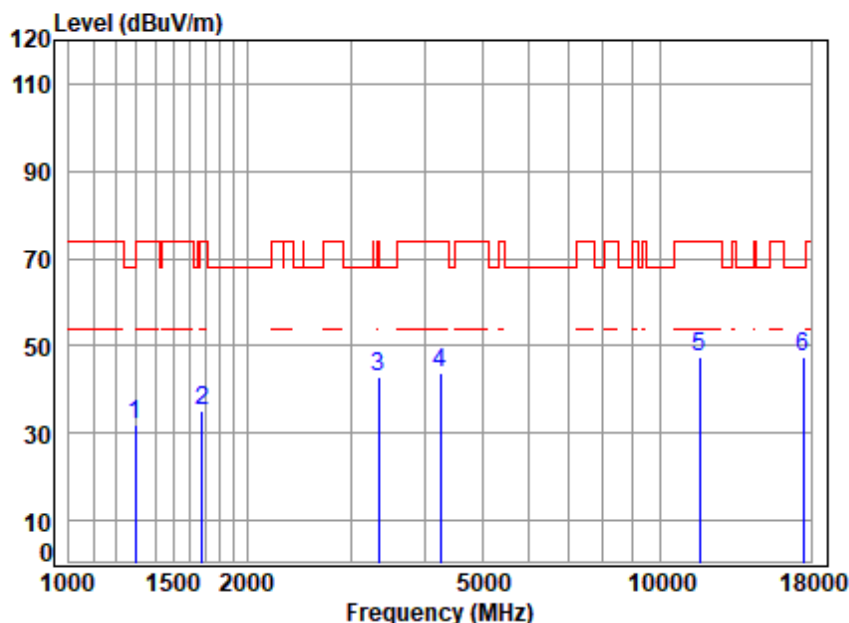


Site : chamber  
Condition: 3m HORIZONTAL  
Job No : 00644CR  
Mode : 5825 TX RSE  
Note : 5G WIFI 11AC20

		Cable	Ant	Preamp	Read	Limit	Over	
Freq		Loss	Factor	Factor	Level	Level	Line	Limit Remark
MHz		dB	dB/m	dB	dBuV	dBuV/m	dBuV/m	dB
1	1297.103	2.89	25.01	40.36	45.41	32.95	68.20	-35.25 peak
2	1597.181	2.95	26.24	40.57	45.65	34.27	74.00	-39.73 peak
3	3357.061	5.78	31.48	41.57	47.66	43.35	74.00	-30.65 peak
4	4430.628	6.59	33.48	42.50	47.59	45.16	68.20	-23.04 peak
5	11650.000	10.52	37.84	38.75	37.02	46.63	74.00	-27.37 peak
6	17475.000	13.18	42.89	40.52	31.90	47.45	68.20	-20.75 peak



Mode:f; Polarization:Vertical; Modulation:802.11ac; bandwidth:20MHz; Channel:High



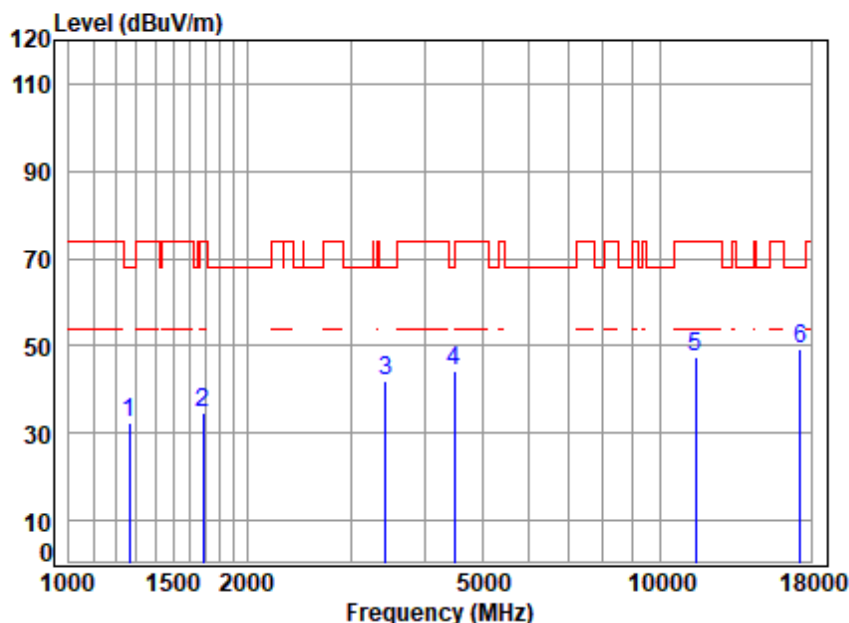
Site : chamber  
Condition: 3m VERTICAL  
Job No : 00644CR  
Mode : 5825 TX RSE  
Note : 5G WIFI 11AC20

		Cable	Ant	Preamp	Read	Limit	Over	
	Freq	Loss	Factor	Factor	Level	Level	Line	Limit Remark
	MHz	dB	dB/m	dB	dBuV	dBuV/m	dBuV/m	dB
1	1293.359	2.88	25.00	40.36	44.39	31.91	68.20	-36.29 peak
2	1677.621	3.23	26.58	40.62	45.91	35.10	74.00	-38.90 peak
3	3337.710	5.86	31.45	41.56	46.92	42.67	74.00	-31.33 peak
4	4254.921	6.22	33.17	42.36	46.89	43.92	74.00	-30.08 peak
5	11650.000	10.52	37.84	38.75	38.01	47.62	74.00	-26.38 peak
6	17475.000	13.18	42.89	40.52	32.01	47.56	68.20	-20.64 peak





Mode:f; Polarization:Horizontal; Modulation:802.11ac; bandwidth:40MHz; Channel:Low

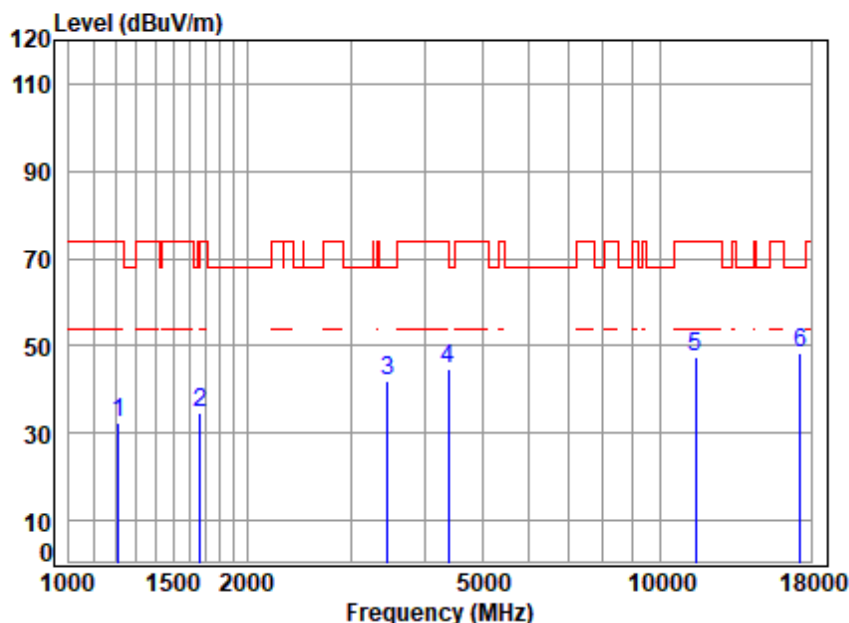


Site : chamber  
Condition: 3m HORIZONTAL  
Job No : 00644CR  
Mode : 5755 TX RSE  
Note : 5G WIFI 11AC40

		Cable	Ant	Preamp	Read	Limit	Over	
Freq		Loss	Factor	Factor	Level	Level	Line	Limit Remark
	MHz	dB	dB/m	dB	dBuV	dBuV/m	dBuV/m	dB
1	1263.796	2.80	24.87	40.33	45.12	32.46	68.20	-35.74 peak
2	1687.347	3.27	26.62	40.62	45.45	34.72	74.00	-39.28 peak
3	3435.590	5.54	31.60	41.65	46.56	42.05	68.20	-26.15 peak
4	4482.150	6.43	33.57	42.54	46.94	44.40	68.20	-23.80 peak
5	11510.000	10.89	37.90	38.69	37.18	47.28	74.00	-26.72 peak
6	17265.000	14.47	42.76	40.52	32.71	49.42	68.20	-18.78 peak



Mode:f; Polarization:Vertical; Modulation:802.11ac; bandwidth:40MHz; Channel:Low

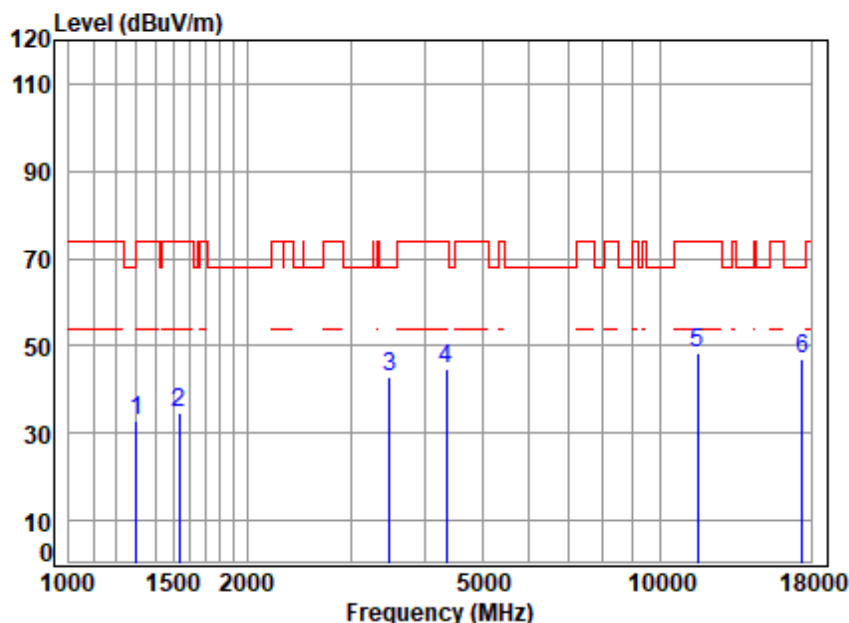


Site : chamber  
Condition: 3m VERTICAL  
Job No : 00644CR  
Mode : 5755 TX RSE  
Note : 5G WIFI 11AC40

		Cable	Ant	Preamp	Read	Limit	Over	
Freq		Loss	Factor	Factor	Level	Level	Line	Limit Remark
	MHz	dB	dB/m	dB	dBuV	dBuV/m	dBuV/m	dB
1	1210.174	2.66	24.64	40.29	45.46	32.47	74.00	-41.53 peak
2	1667.951	3.20	26.54	40.61	45.57	34.70	74.00	-39.30 peak
3	3465.510	5.49	31.65	41.68	46.50	41.96	68.20	-26.24 peak
4	4392.376	6.66	33.42	42.47	47.14	44.75	74.00	-29.25 peak
5	11510.000	10.89	37.90	38.69	37.48	47.58	74.00	-26.42 peak
6	17265.000	14.47	42.76	40.52	31.47	48.18	68.20	-20.02 peak



Mode:f; Polarization:Horizontal; Modulation:802.11ac; bandwidth:40MHz; Channel:High

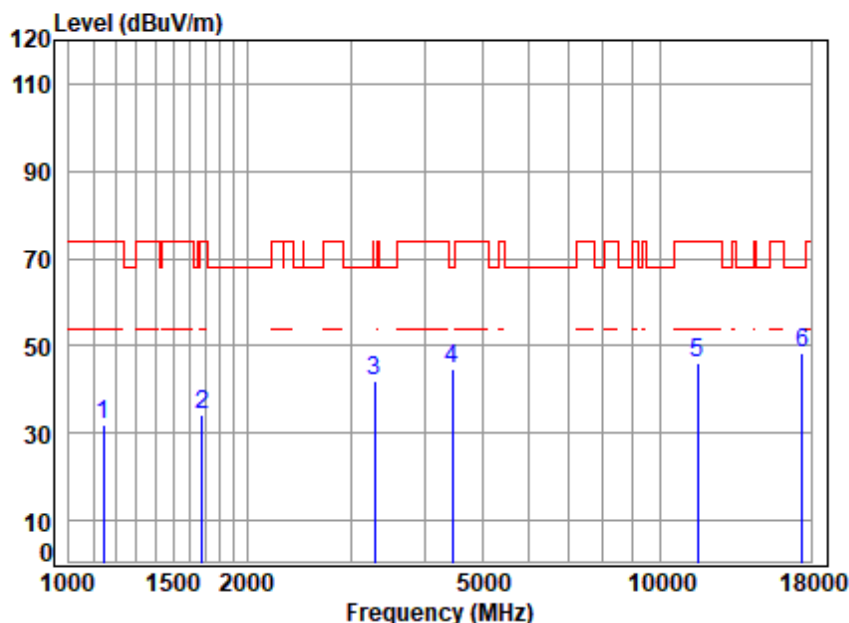


Site : chamber  
Condition: 3m HORIZONTAL  
Job No : 00644CR  
Mode : 5795 TX RSE  
Note : 5G WIFI 11AC40

		Cable	Ant	Preamp	Read	Limit	Over	
Freq		Loss	Factor	Factor	Level	Level	Line	Limit Remark
MHz		dB	dB/m	dB	dBuV	dBuV/m	dBuV/m	dB
1	1300.858	2.90	25.03	40.36	45.38	32.95	74.00	-41.05 peak
2	1538.281	2.97	25.98	40.53	46.33	34.75	74.00	-39.25 peak
3	3485.601	5.46	31.68	41.70	47.61	43.05	68.20	-25.15 peak
4	4354.454	6.51	33.35	42.44	47.52	44.94	74.00	-29.06 peak
5	11590.000	10.59	37.86	38.73	38.68	48.40	74.00	-25.60 peak
6	17385.000	13.46	42.83	40.52	31.24	47.01	68.20	-21.19 peak



Mode:f; Polarization:Vertical; Modulation:802.11ac; bandwidth:40MHz; Channel:High



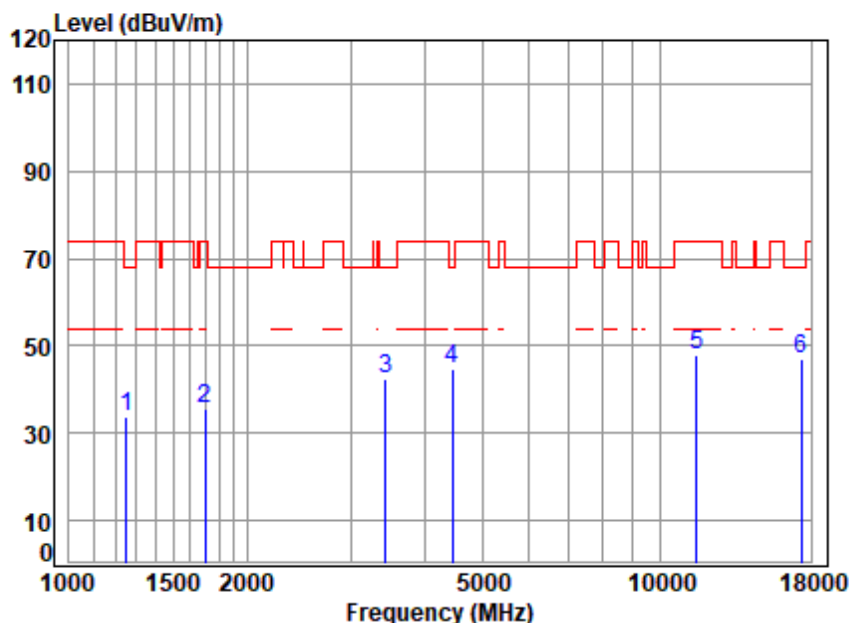
Site : chamber  
Condition: 3m VERTICAL  
Job No : 00644CR  
Mode : 5795 TX RSE  
Note : 5G WIFI 11AC40

		Cable	Ant	Preamp	Read		Limit	Over	
	Freq	Loss	Factor	Factor	Level	Level	Line	Limit	Remark
	MHz	dB	dB/m	dB	dBuV	dBuV/m	dBuV/m	dB	
1	1145.507	2.39	24.34	40.24	45.39	31.88	74.00	-42.12	peak
2	1677.621	3.23	26.58	40.62	45.19	34.38	74.00	-39.62	peak
3	3289.821	5.95	31.38	41.51	46.17	41.99	68.20	-26.21	peak
4	4456.315	6.51	33.53	42.52	47.09	44.61	68.20	-23.59	peak
5	11590.000	10.59	37.86	38.73	36.24	45.96	74.00	-28.04	peak
6	17385.000	13.46	42.83	40.52	32.52	48.29	68.20	-19.91	peak





Mode:f; Polarization:Horizontal; Modulation:802.11ac; bandwidth:80MHz; Channel:middle

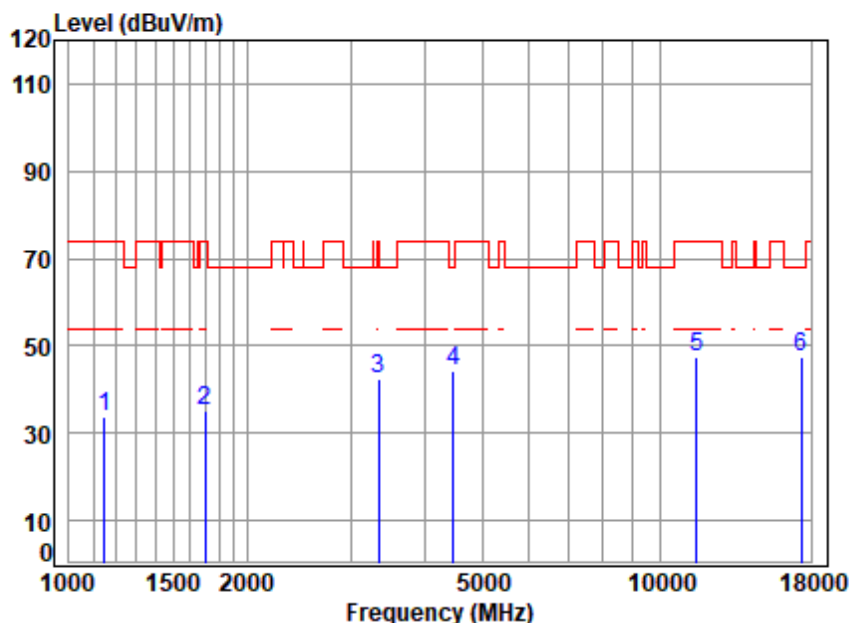


Site : chamber  
Condition: 3m HORIZONTAL  
Job No : 00644CR  
Mode : 5775 TX RSE  
Note : 5G WIFI 11AC80

		Cable	Ant	Preamp	Read	Limit	Over	
	Freq	Loss	Factor	Factor	Level	Level	Line	Limit Remark
	MHz	dB	dB/m	dB	dBuV	dBuV/m	dBuV/m	dB
1	1249.269	2.77	24.81	40.32	46.33	33.59	68.20	-34.61 peak
2	1697.129	3.30	26.66	40.63	46.32	35.65	74.00	-38.35 peak
3	3435.590	5.54	31.60	41.65	46.91	42.40	68.20	-25.80 peak
4	4456.315	6.51	33.53	42.52	47.05	44.57	68.20	-23.63 peak
5	11550.000	10.74	37.88	38.71	37.83	47.74	74.00	-26.26 peak
6	17325.000	14.28	42.80	40.52	30.30	46.86	68.20	-21.34 peak



Mode:f; Polarization:Vertical; Modulation:802.11ac; bandwidth:80MHz; Channel:middle



Site : chamber  
Condition: 3m VERTICAL  
Job No : 00644CR  
Mode : 5775 TX RSE  
Note : 5G WIFI 11AC80

		Cable	Ant	Preamp	Read	Limit	Over	
Freq		Loss	Factor	Factor	Level	Level	Line	Limit Remark
	MHz	dB	dB/m	dB	dBuV	dBuV/m	dBuV/m	dB
1	1148.823	2.41	24.35	40.24	47.36	33.88	74.00	-40.12 peak
2	1702.042	3.30	26.68	40.63	45.95	35.30	74.00	-38.70 peak
3	3347.371	5.82	31.47	41.56	46.54	42.27	74.00	-31.73 peak
4	4469.214	6.47	33.55	42.53	46.60	44.09	68.20	-24.11 peak
5	11550.000	10.74	37.88	38.71	37.39	47.30	74.00	-26.70 peak
6	17325.000	14.28	42.80	40.52	30.72	47.28	68.20	-20.92 peak



### 7.11 Radiated Emissions which fall in the restricted bands

Test Requirement 47 CFR Part 15, Subpart C 15.209 & 15.407(b)

Test Method: KDB 789033 D02 II G

Measurement Distance: 3m

Limit:			
For transmitters operating in the 5.15-5.25 GHz band:	All emissions outside of the 5.15-5.35 GHz band shall not exceed an e.i.r.p. of -27 dBm/MHz (68.2dBuV/m).		
For transmitters operating in the 5.25-5.35 GHz band:	All emissions outside of the 5.15-5.35 GHz band shall not exceed an e.i.r.p. of -27 dBm/MHz (68.2dBuV/m).		
For transmitters operating in the 5.47-5.725 GHz band:	All emissions outside of the 5.47-5.725 GHz band shall not exceed an e.i.r.p. of -27 dBm/MHz (68.2dBuV/m).		
For transmitters operating in the 5.725-5.85 GHz band:	(i) All emissions shall be limited to a level of -27 dBm/MHz (68.2dBuV/m) at 75 MHz or more above or below the band edge increasing linearly to 10 dBm/MHz (105.2dBuV/m) at 25 MHz above or below the band edge, and from 25 MHz above or below the band edge increasing linearly to a level of 15.6 dBm/MHz (110.8dBuV/m) at 5 MHz above or below the band edge, and from 5 MHz above or below the band edge increasing linearly to a level of 27 dBm/MHz (122.2dBuV/m) at the band edge.		
Frequency(MHz)	Field strength(microvolts/meter)	Measurement distance(meters)	
0.009-0.490	2400/F(kHz)	300	
0.490-1.705	24000/F(kHz)	30	
1.705-30.0	30	30	
30-88	100	3	
88-216	150	3	
216-960	200	3	
Above 960	500	3	

Remark: The emission limits shown in the above table are based on measurements employing a CISPR quasi-peak detector except for the frequency bands 9-90kHz, 110-490kHz and above 1000 MHz. Radiated emission limits in these three bands are based on measurements employing an average detector, the peak field strength of any emission shall not exceed the maximum permitted average limits specified above by more than 20 dB under any condition of modulation.

### 7.11.1 E.U.T. Operation

Operating Environment:

Temperature: 23.5 °C Humidity: 56.3 % RH Atmospheric Pressure: 1020 mbar

Test mode: c:TX mode (Band 1)\_Keep the EUT in continuously transmitting mode with all modulation types. All data rates for each modulation type have been tested and found the data rate @ 6Mbps is the worst case of IEEE 802.11a; data rate @ MCS0 is the worst case of IEEE 802.11n(HT20); data rate @ MCS0 is the worst case of IEEE 802.11n(HT40); data rate @ MCS0 is the worst case of IEEE 802.11ac(VHT20); data rate @ MCS0 is the worst case of IEEE 802.11ac(VHT40); data rate @ MCS0 is the worst case of IEEE 802.11ac(VHT80). Only the data of worst case is recorded in the report.

d:TX mode (Band 2A)\_Keep the EUT in continuously transmitting mode with all modulation types. All data rates for each modulation type have been tested and found the data rate @ 6Mbps is the worst case of IEEE 802.11a; data rate @ MCS0 is the worst case of IEEE 802.11n(HT20); data rate @ MCS0 is the worst case of IEEE 802.11n(HT40); data rate @ MCS0 is the worst case of IEEE 802.11ac(VHT20); data rate @ MCS0 is the worst case of IEEE 802.11ac(VHT40); data rate @ MCS0 is the worst case of IEEE 802.11ac(VHT80). Only the data of worst case is recorded in the report.

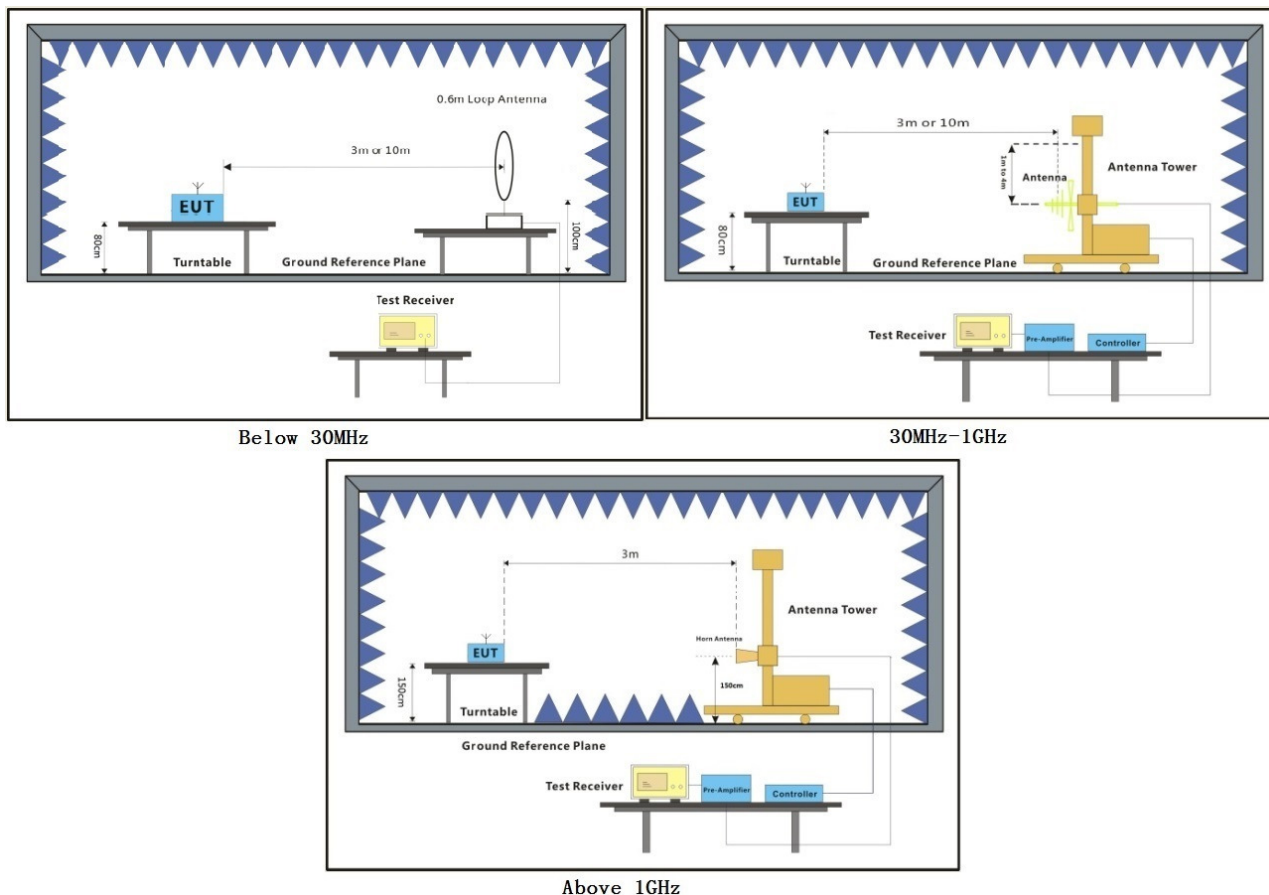
e:TX mode (Band 2C)\_Keep the EUT in continuously transmitting mode with all modulation types. All data rates for each modulation type have been tested and found the data rate @ 6Mbps is the worst case of IEEE 802.11a; data rate @ MCS0 is the worst case of IEEE 802.11n(HT20); data rate @ MCS0 is the worst case of IEEE 802.11n(HT40); data rate @ MCS0 is the worst case of IEEE 802.11ac(VHT20); data rate @ MCS0 is the worst case of IEEE 802.11ac(VHT40); data rate @ MCS0 is the worst case of IEEE 802.11ac(VHT80). Only the data of worst case is recorded in the report.

f:TX mode (Band 3)\_Keep the EUT in continuously transmitting mode with all modulation types. All data rates for each modulation type have been tested and found the data rate @ 6Mbps is the worst case of IEEE 802.11a; data rate @ MCS0 is the worst case of IEEE 802.11n(HT20); data rate @ MCS0 is the worst case of IEEE 802.11n(HT40); data rate @ MCS0 is the worst case of IEEE 802.11ac(VHT20); data rate @ MCS0 is the worst case of IEEE 802.11ac(VHT40); data rate @ MCS0 is the worst case of IEEE 802.11ac(VHT80). Only the data of worst case is recorded in the report.





### 7.11.2 Test Setup Diagram



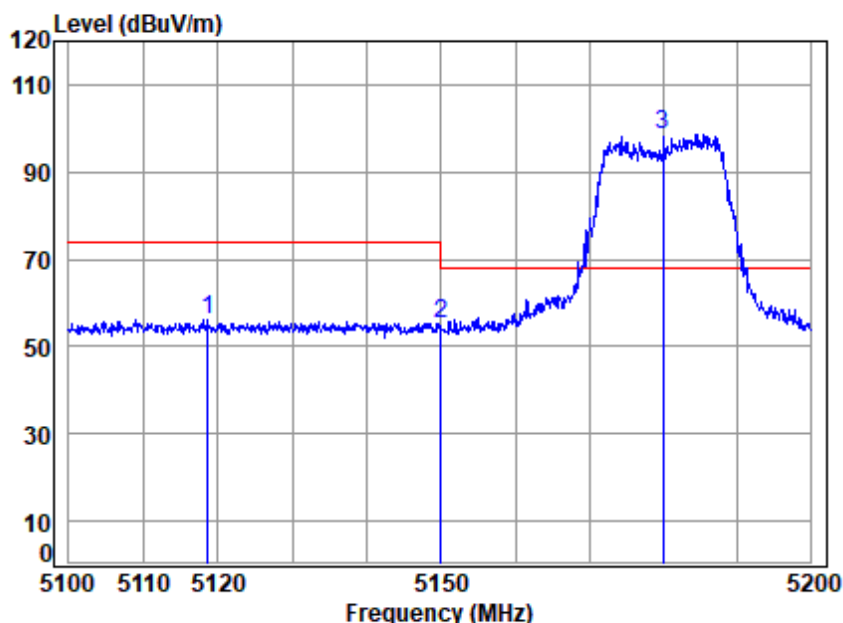
### 7.11.3 Measurement Procedure and Data

- a. For below 1GHz, the EUT was placed on the top of a rotating table 0.8 meters above the ground at a 3 or 10 meter semi-anechoic chamber. The table was rotated 360 degrees to determine the position of the highest radiation.
- b. For above 1GHz, the EUT was placed on the top of a rotating table 1.5 meters above the ground at a 3 meter fully-anechoic chamber. The table was rotated 360 degrees to determine the position of the highest radiation.
- c. The EUT was set 3 or 10 meters away from the interference-receiving antenna, which was mounted on the top of a variable-height antenna tower.
- d. The antenna height is varied from one meter to four meters above the ground to determine the maximum value of the field strength. Both horizontal and vertical polarizations of the antenna are set to make the measurement.
- e. For each suspected emission, the EUT was arranged to its worst case and then the antenna was tuned to heights from 1 meter to 4 meters (for the test frequency of below 30MHz, the antenna was tuned to heights 1 meter) and the rotatable table was turned from 0 degrees to 360 degrees to find the maximum reading.
- f. The test-receiver system was set to Peak Detect Function and Specified Bandwidth with Maximum Hold Mode.
- g. If the emission level of the EUT in peak mode was 10dB lower than the limit specified, then testing could be stopped and the peak values of the EUT would be reported. Otherwise the emissions that did not have 10dB margin would be re-tested one by one using peak, quasi-peak or average method as specified and then reported in a data sheet.
- h. Test the EUT in the lowest channel, the middle channel, the Highest channel.
- i. The radiation measurements are performed in X, Y, Z axis positioning for Transmitting mode, and found the X axis positioning which it is the worst case.
- j. Repeat above procedures until all frequencies measured was complete.

#### Remark:

- 1) For emission below 1GHz, through pre-scan found the worst case is the lowest channel. Only the worst case is recorded in the report.
- 2) The field strength is calculated by adding the Antenna Factor, Cable Factor & Preamplifier. The basic equation with a sample calculation is as follows:  
Final Test Level = Receiver Reading + Antenna Factor + Cable Factor – Preamplifier Factor
- 3) Scan from 9kHz to 25GHz, the disturbance above 18GHz and below 30MHz was very low. The points marked on above plots are the highest emissions could be found when testing, so only above points had been displayed. The amplitude of spurious emissions from the radiator which are attenuated more than 20dB below the limit need not be reported.
- 4) For frequencies above 1GHz, the field strength limits are based on average limits. However, the peak field strength of any emission shall not exceed the maximum permitted average limits specified above by more than 20 dB under any condition of modulation. For the emissions whose peak level is lower than the average limit, only the peak measurement is shown in the report.
- 5) Pretest the EUT at antenna 1 and antenna 2, found the antenna 1 which is worst case for 802.11a mode, Pretest the EUT at antenna 1, antenna 2 and MIMO mode, found the MIMO mode which is worst case for 802.11n/ac mode; So, Only the worst test data is recorded in the report.

Mode:c; Polarization:Horizontal; Modulation:802.11a; bandwidth:20MHz; Channel:Low

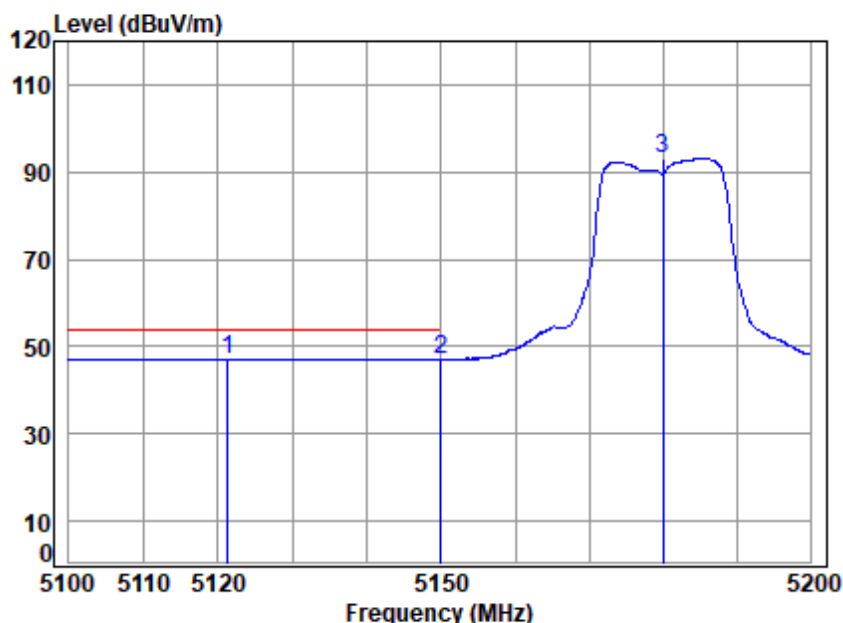


Site : chamber  
Condition: 3m HORIZONTAL  
Job No : 00644CR  
Mode : 5180 Band edge  
: 5G WIFI 11A

		Cable	Ant	Preamp	Read	Limit	Over	
Freq		Loss	Factor	Factor	Level	Level	Line	Limit Remark
MHz		dB	dB/m	dB	dBuV	dBuV/m	dBuV/m	dB
1	5118.553	6.81	34.30	42.82	57.90	56.19	74.00	-17.81 peak
2	5149.980	6.81	34.32	42.79	56.91	55.25	74.00	-18.75 peak
3 *	5180.000	6.81	34.35	42.77	100.22	98.61	68.20	30.41 peak



Mode:c; Polarization:Horizontal; Modulation:802.11a; bandwidth:20MHz; Channel:Low



Site : chamber  
Condition: 3m HORIZONTAL  
Job No : 00644CR  
Mode : 5180 Band edge  
: 5G WIFI 11A

		Cable	Ant	Preamp	Read	Limit	Over	
Freq		Loss	Factor	Factor	Level	Line	Limit	Remark
MHz		dB	dB/m	dB	dBuV	dBuV/m	dBuV/m	dB
1	5121.336	6.81	34.30	42.81	48.88	47.18	54.00	-6.82 Average
2	5149.980	6.81	34.32	42.79	48.80	47.14	54.00	-6.86 Average
3	5180.000	6.81	34.35	42.77	94.72	93.11	-----	----- Average



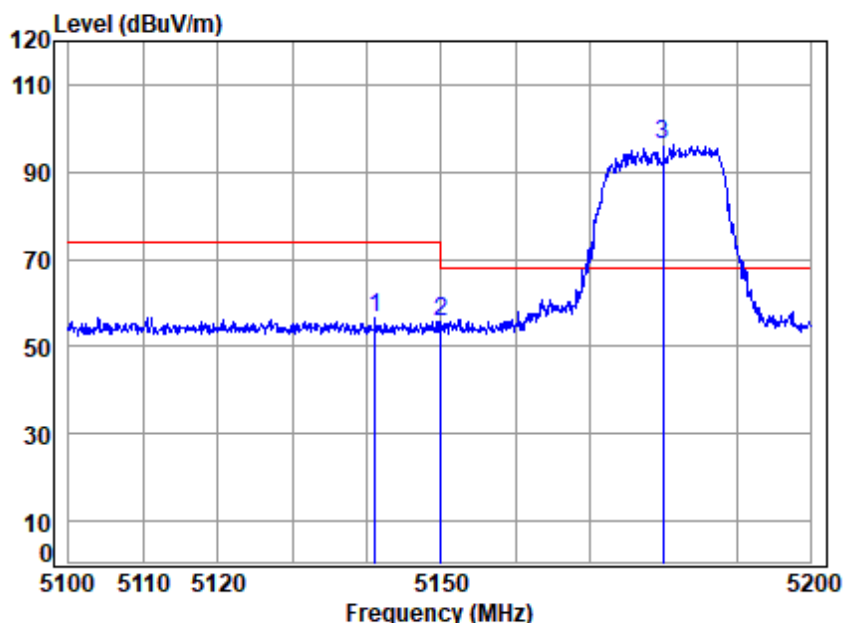
Unless otherwise agreed in writing, this document is issued by the Company subject to its General Conditions of Service printed overleaf, available on request or accessible at <http://www.sgs.com/en/Terms-and-Conditions.aspx> and, for electronic format documents, subject to Terms and Conditions for Electronic Documents at <http://www.sgs.com/en/Terms-and-Conditions/Terms-e-Documents.aspx>. Attention is drawn to the limitation of liability, indemnification and jurisdiction issues defined therein. Any holder of this document is advised that information contained hereon reflects the Company's findings at the time of its intervention only and within the limits of Client's instructions, if any. The Company's sole responsibility is to its Client and this document does not exonerate parties to a transaction from exercising all their rights and obligations under the transaction documents. This document cannot be reproduced except in full, without prior written approval of the Company. Any unauthorized alteration, forgery or falsification of the content or appearance of this document is unlawful and offenders may be prosecuted to the fullest extent of the law. Unless otherwise stated the results shown in this test report refer only to the sample(s) tested and such sample(s) are retained for 30 days only.  
Attention: To check the authenticity of testing / inspection report and certificate, please contact us at telephone: (86-755) 8307 1443, or email: [CN.Doccheck@sgs.com](mailto:CN.Doccheck@sgs.com)

SGS-CSTC Standards Technical Services Co., Ltd.  
Shenzhen Branch

No.1 Workshop, M-10, Middle Section, Science & Technology Park, Shenzhen, China 518057 t (86-755) 26012053 f (86-755) 26710594 www.sgs.com.cn  
中国·深圳·科技园中区M-10栋一号厂房 邮编: 518057 t (86-755) 26012053 f (86-755) 26710594 sgs.china@sgs.com



Mode:c; Polarization:Vertical; Modulation:802.11a; bandwidth:20MHz; Channel:Low

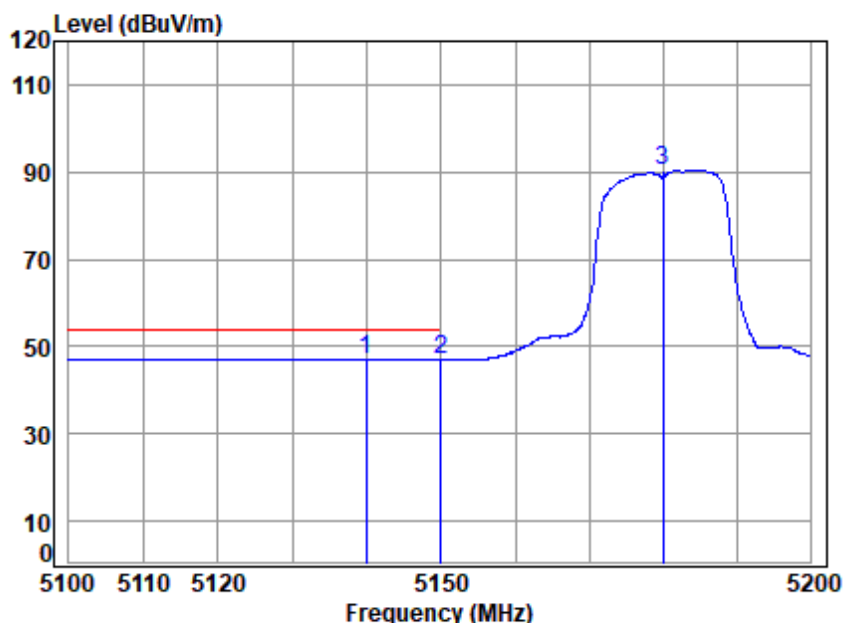


Site : chamber  
Condition: 3m VERTICAL  
Job No : 00644CR  
Mode : 5180 Band edge  
: 5G WIFI 11A

		Cable	Ant	Preamp	Read	Limit	Over	
Freq		Loss	Factor	Factor	Level	Line	Limit	Remark
	MHz	dB	dB/m	dB	dBuV	dBuV/m	dBuV/m	dB
1	5141.165	6.81	34.32	42.80	58.35	56.68	74.00	-17.32 Peak
2	5149.980	6.81	34.32	42.79	57.29	55.63	74.00	-18.37 Peak
3 *	5180.000	6.81	34.35	42.77	98.02	96.41	68.20	28.21 Peak



Mode:c; Polarization:Vertical; Modulation:802.11a; bandwidth:20MHz; Channel:Low

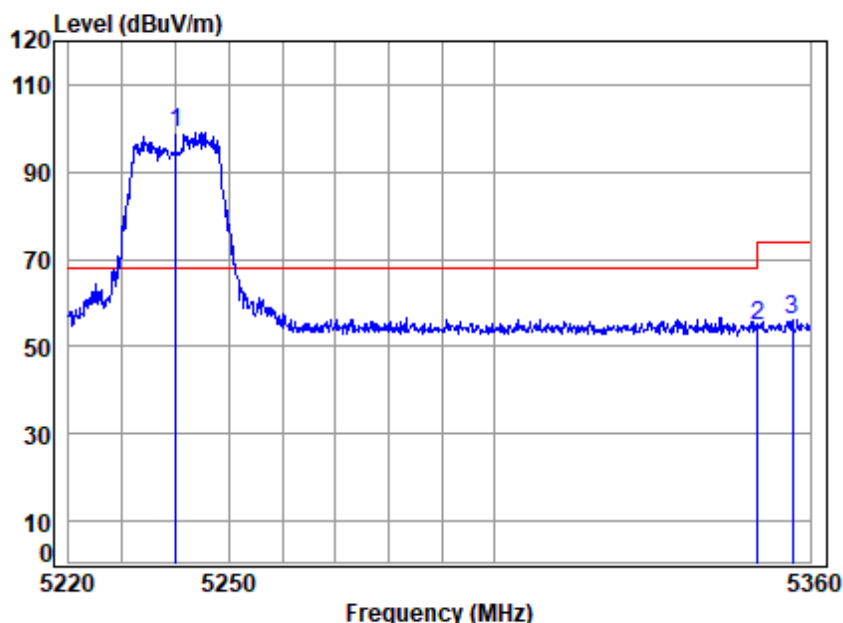


Site : chamber  
Condition: 3m VERTICAL  
Job No : 00644CR  
Mode : 5180 Band edge  
: 5G WIFI 11A

		Cable	Ant	Preamp	Read		Limit	Over	
	Freq	Loss	Factor	Factor	Level	Level	Line	Limit	Remark
	MHz	dB	dB/m	dB	dBuV	dBuV/m	dBuV/m	dB	
1	5139.867	6.81	34.32	42.80	48.87	47.20	54.00	-6.80	Average
2	5149.980	6.81	34.32	42.79	48.68	47.02	54.00	-6.98	Average
3	5180.000	6.81	34.35	42.77	92.06	90.45	-----	-----	Average



Mode:c; Polarization:Horizontal; Modulation:802.11a; bandwidth:20MHz; Channel:High

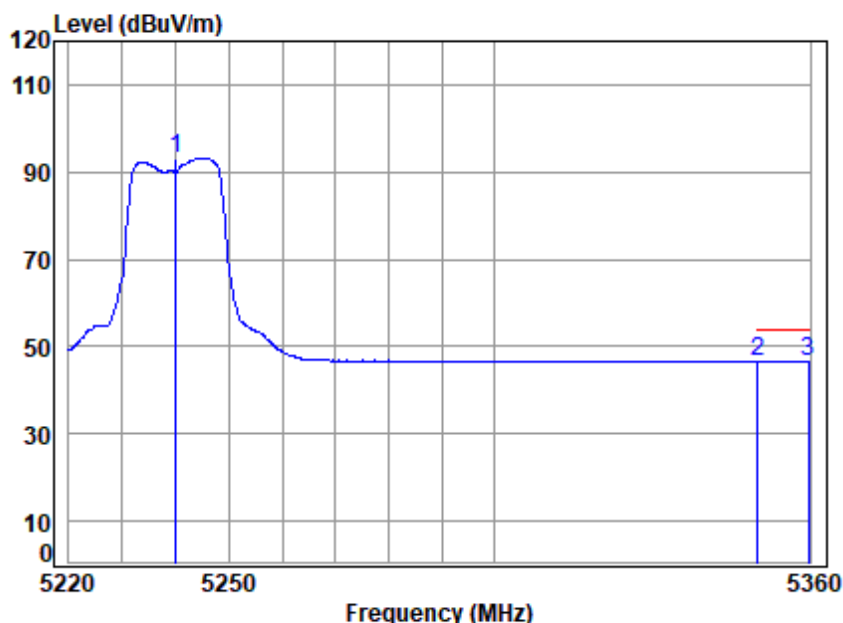


Site : chamber  
Condition: 3m HORIZONTAL  
Job No : 00644CR  
Mode : 5240 Band edge  
: 5G WIFI 11A

		Cable	Ant	Preamp	Read	Limit	Over	
Freq		Loss	Factor	Factor	Level	Level	Line	Limit Remark
	MHz	dB	dB/m	dB	dBuV	dBuV/m	dBuV/m	dB
1 *	5240.000	6.91	34.40	42.73	100.47	99.05	68.20	30.85 peak
2	5350.020	7.08	34.48	42.66	55.69	54.59	74.00	-19.41 peak
3	5356.596	7.08	34.49	42.65	57.39	56.31	74.00	-17.69 peak



Mode:c; Polarization:Horizontal; Modulation:802.11a; bandwidth:20MHz; Channel:High



Site : chamber  
Condition: 3m HORIZONTAL  
Job No : 00644CR  
Mode : 5240 Band edge  
: 5G WIFI 11A

		Cable	Ant	Preamp	Read	Limit	Over	
Freq		Loss	Factor	Factor	Level	Line	Limit	Remark
MHz		dB	dB/m	dB	dBuV	dBuV/m	dBuV/m	dB
1	5240.000	6.91	34.40	42.73	94.58	93.16	-----	Average
2	5350.020	7.08	34.48	42.66	47.83	46.73	54.00	-7.27 Average
3	5359.716	7.08	34.49	42.65	47.84	46.76	54.00	-7.24 Average



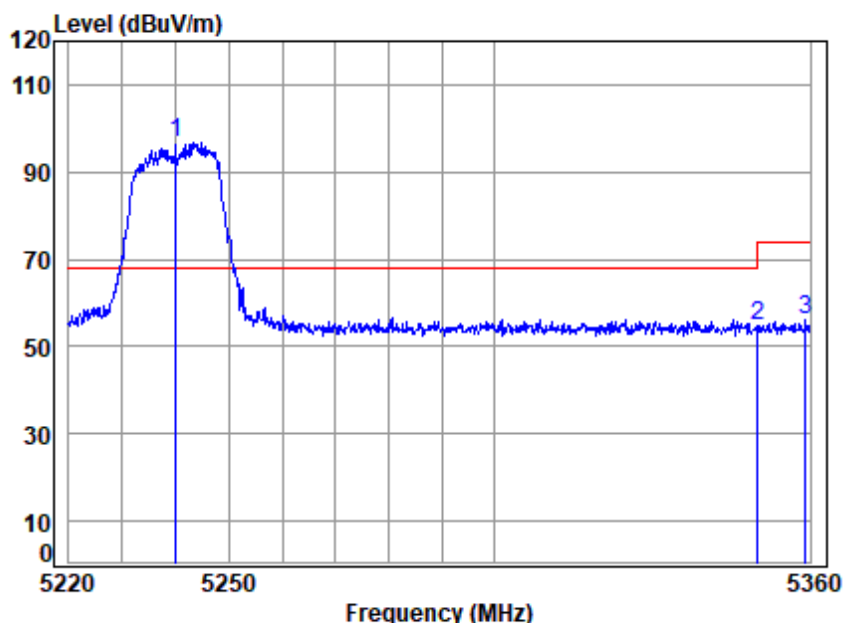
Unless otherwise agreed in writing, this document is issued by the Company subject to its General Conditions of Service printed overleaf, available on request or accessible at <http://www.sgs.com/en/Terms-and-Conditions.aspx> and, for electronic format documents, subject to Terms and Conditions for Electronic Documents at <http://www.sgs.com/en/Terms-and-Conditions/Terms-e-Documents.aspx>. Attention is drawn to the limitation of liability, indemnification and jurisdiction issues defined therein. Any holder of this document is advised that information contained hereon reflects the Company's findings at the time of its intervention only and within the limits of Client's instructions, if any. The Company's sole responsibility is to its Client and this document does not exonerate parties to a transaction from exercising all their rights and obligations under the transaction documents. This document cannot be reproduced except in full, without prior written approval of the Company. Any unauthorized alteration, forgery or falsification of the content or appearance of this document is unlawful and offenders may be prosecuted to the fullest extent of the law. Unless otherwise stated the results shown in this test report refer only to the sample(s) tested and such sample(s) are retained for 30 days only.  
Attention: To check the authenticity of testing / inspection report and certificate, please contact us at telephone: (86-755) 8307 1443, or email: [CN.Doccheck@sgs.com](mailto:CN.Doccheck@sgs.com)

SGS-CSTC Standards Technical Services Co., Ltd.  
Shenzhen Branch (China) Limited Laboratory

No.1 Workshop, M-10, Middle Section, Science & Technology Park, Shenzhen, China 518057 t (86-755) 26012053 f (86-755) 26710594 www.sgs.com.cn  
中国·深圳·科技园中区M-10栋一号厂房 邮编: 518057 t (86-755) 26012053 f (86-755) 26710594 sgs.china@sgs.com



Mode:c; Polarization:Vertical; Modulation:802.11a; bandwidth:20MHz; Channel:High



Site : chamber  
Condition: 3m VERTICAL  
Job No : 00644CR  
Mode : 5240 Band edge  
: 5G WIFI 11A

		Cable	Ant	Preamp	Read	Limit	Over	
Freq		Loss	Factor	Factor	Level	Line	Limit	Remark
MHz		dB	dB/m	dB	dBuV	dBuV/m	dBuV/m	dB
1 *	5240.000	6.91	34.40	42.73	98.24	96.82	68.20	28.62 Peak
2	5350.020	7.08	34.48	42.66	55.96	54.86	74.00	-19.14 Peak
3	5359.149	7.08	34.49	42.65	57.41	56.33	74.00	-17.67 Peak

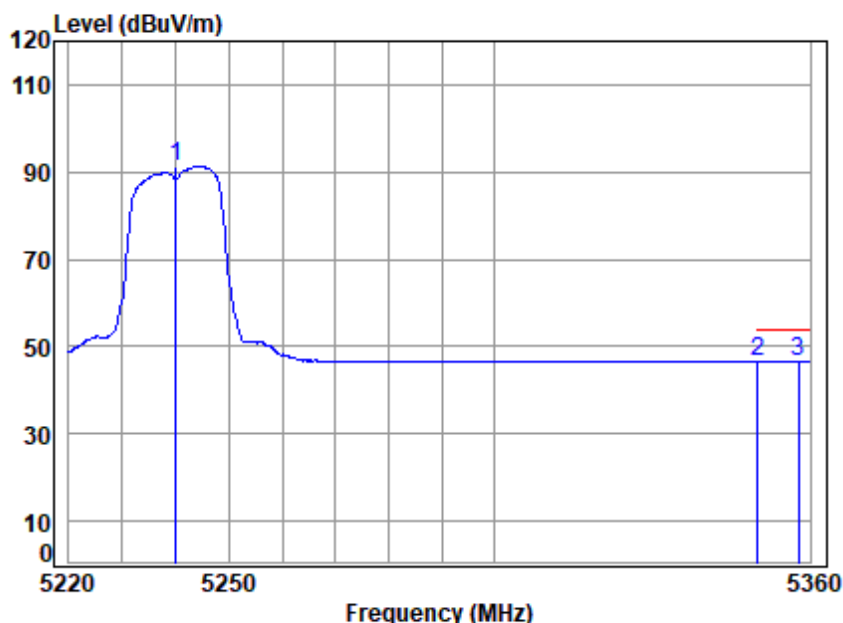


Unless otherwise agreed in writing, this document is issued by the Company subject to its General Conditions of Service printed overleaf, available on request or accessible at <http://www.sgs.com/en/Terms-and-Conditions.aspx> and, for electronic format documents, subject to Terms and Conditions for Electronic Documents at <http://www.sgs.com/en/Terms-and-Conditions/Terms-e-Documents.aspx>. Attention is drawn to the limitation of liability, indemnification and jurisdiction issues defined therein. Any holder of this document is advised that information contained hereon reflects the Company's findings at the time of its intervention only and within the limits of Client's instructions, if any. The Company's sole responsibility is to its Client and this document does not exonerate parties to a transaction from exercising all their rights and obligations under the transaction documents. This document cannot be reproduced except in full, without prior written approval of the Company. Any unauthorized alteration, forgery or falsification of the content or appearance of this document is unlawful and offenders may be prosecuted to the fullest extent of the law. Unless otherwise stated the results shown in this test report refer only to the sample(s) tested and such sample(s) are retained for 30 days only.  
Attention: To check the authenticity of testing / inspection report and certificate, please contact us at telephone: (86-755) 8307 1443, or email: [CN.Doccheck@sgs.com](mailto:CN.Doccheck@sgs.com)

SGS-CSTC Standards Technical Services Co., Ltd.  
Shenzhen Branch

No.1 Workshop, M-10, Middle Section, Science & Technology Park, Shenzhen, China 518057 t (86-755) 26012053 f (86-755) 26710594 www.sgs.com.cn  
中国·深圳·科技园中区M-10栋一号厂房 邮编: 518057 t (86-755) 26012053 f (86-755) 26710594 sgs.china@sgs.com

Mode:c; Polarization:Vertical; Modulation:802.11a; bandwidth:20MHz; Channel:High

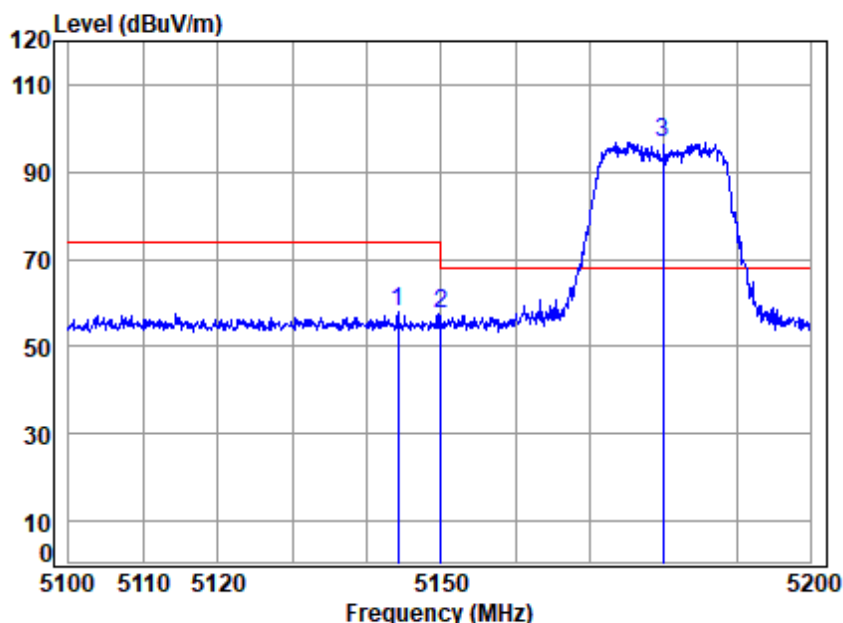


Site : chamber  
Condition: 3m VERTICAL  
Job No : 00644CR  
Mode : 5240 Band edge  
: 5G WIFI 11A

		Cable	Ant	Preamp	Read	Limit	Over	
	Freq	Loss	Factor	Factor	Level	Level	Line	Limit Remark
	MHz	dB	dB/m	dB	dBuV	dBuV/m	dBuV/m	dB
1	5240.000	6.91	34.40	42.73	92.71	91.29	-----	----- Average
2	5350.020	7.08	34.48	42.66	47.76	46.66	54.00	-7.34 Average
3	5357.730	7.08	34.49	42.65	47.82	46.74	54.00	-7.26 Average



Mode:c; Polarization:Horizontal; Modulation:802.11n; bandwidth:20MHz; Channel:Low

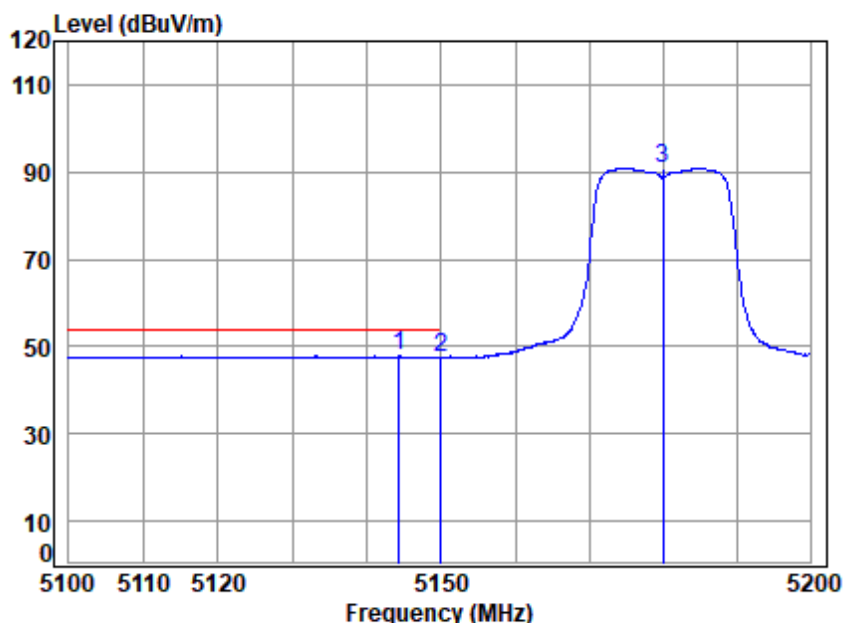


Site : chamber  
Condition: 3m HORIZONTAL  
Job No : 00644CR  
Mode : 5180 Band edge  
: 5G WIFI 11N20

		Cable	Ant	Preamp	Read	Limit	Over	
Freq		Loss	Factor	Factor	Level	Level	Line	Limit Remark
	MHz	dB	dB/m	dB	dBuV	dBuV/m	dBuV/m	dB
1	5144.161	6.81	34.32	42.80	59.51	57.84	74.00	-16.16 peak
2	5149.980	6.81	34.32	42.79	58.95	57.29	74.00	-16.71 peak
3 *	5180.000	6.81	34.35	42.77	98.18	96.57	68.20	28.37 peak



Mode:c; Polarization:Horizontal; Modulation:802.11n; bandwidth:20MHz; Channel:Low



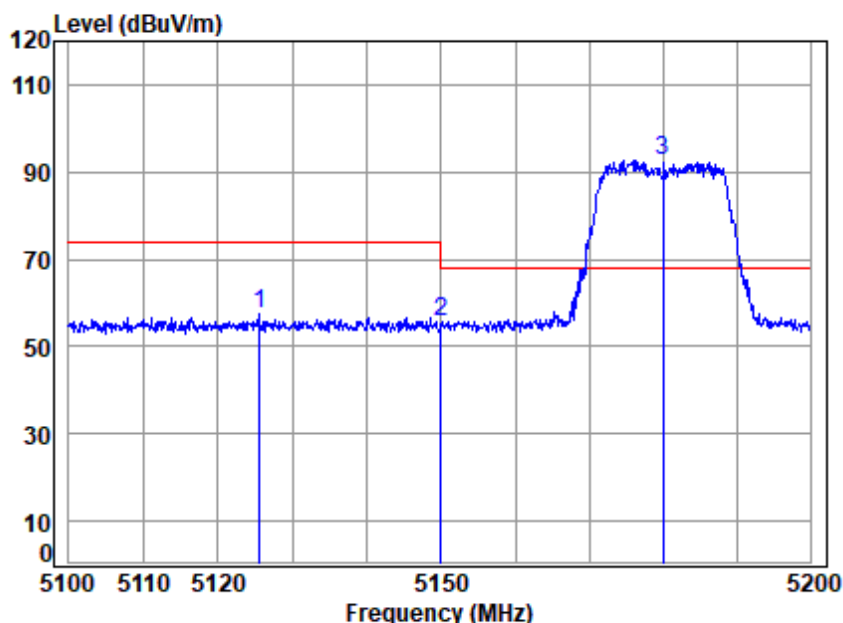
Site : chamber  
Condition: 3m HORIZONTAL  
Job No : 00644CR  
Mode : 5180 Band edge  
: 5G WIFI 11N20

		Cable	Ant	Preamp	Read	Limit	Over	
Freq		Loss	Factor	Factor	Level	Level	Line	Limit Remark
	MHz	dB	dB/m	dB	dBuV	dBuV/m	dBuV/m	dB
1	5144.360	6.81	34.32	42.80	49.39	47.72	54.00	-6.28 Average
2	5149.980	6.81	34.32	42.79	49.33	47.67	54.00	-6.33 Average
3	5180.000	6.81	34.35	42.77	92.40	90.79	-----	----- Average





Mode:c; Polarization:Vertical; Modulation:802.11n; bandwidth:20MHz; Channel:Low



Site : chamber

Condition: 3m VERTICAL

Job No : 00644CR

Mode : 5180 Band edge

: 5G WIFI 11N20

		Cable	Ant	Preamp	Read	Limit	Over	
Freq		Loss	Factor	Factor	Level	Level	Line	Limit Remark
	MHz	dB	dB/m	dB	dBuV	dBuV/m	dBuV/m	dB
1	5125.515	6.81	34.30	42.81	59.07	57.37	74.00	-16.63 Peak
2	5149.980	6.81	34.32	42.79	57.23	55.57	74.00	-18.43 Peak
3 *	5180.000	6.81	34.35	42.77	94.14	92.53	68.20	24.33 Peak

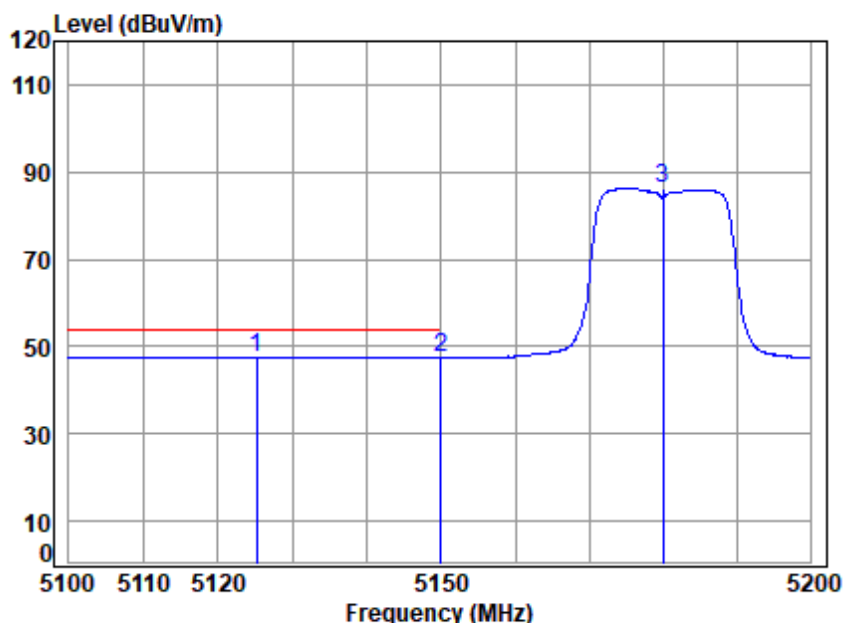


SGS-CSTC Standards Technical Services Co., Ltd.  
Shenzhen Branch (China) EMC Laboratory

Unless otherwise agreed in writing, this document is issued by the Company subject to its General Conditions of Service printed overleaf, available on request or accessible at <http://www.sgs.com/en/Terms-and-Conditions.aspx> and, for electronic format documents, subject to Terms and Conditions for Electronic Documents at <http://www.sgs.com/en/Terms-and-Conditions/Terms-e-Documents.aspx>. Attention is drawn to the limitation of liability, indemnification and jurisdiction issues defined therein. Any holder of this document is advised that information contained hereon reflects the Company's findings at the time of its intervention only and within the limits of Client's instructions, if any. The Company's sole responsibility is to its Client and this document does not exonerate parties to a transaction from exercising all their rights and obligations under the transaction documents. This document cannot be reproduced except in full, without prior written approval of the Company. Any unauthorized alteration, forgery or falsification of the content or appearance of this document is unlawful and offenders may be prosecuted to the fullest extent of the law. Unless otherwise stated the results shown in this test report refer only to the sample(s) tested and such sample(s) are retained for 30 days only.  
Attention: To check the authenticity of testing / inspection report & certificate, please contact us at telephone: (86-755) 8307 1443, or email: [CN.Doccheck@sgs.com](mailto:CN.Doccheck@sgs.com)

No.1 Workshop, M-10, Middle Section, Science & Technology Park, Shenzhen, China 518057 t (86-755) 26012053 f (86-755) 26710594 www.sgs.com.cn  
中国·深圳·科技园中区M-10栋一号厂房 邮编: 518057 t (86-755) 26012053 f (86-755) 26710594 sgs.china@sgs.com

Mode:c; Polarization:Vertical; Modulation:802.11n; bandwidth:20MHz; Channel:Low

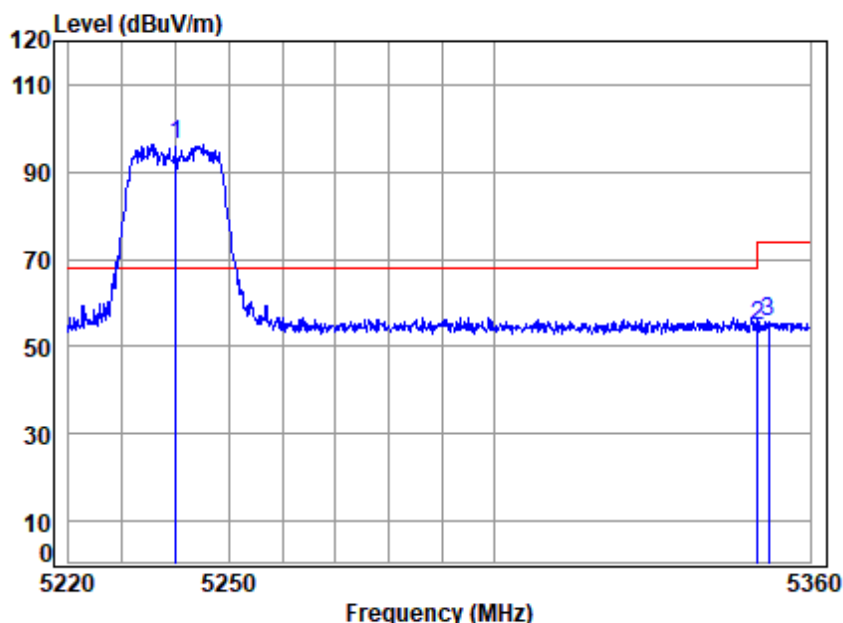


Site : chamber  
Condition: 3m VERTICAL  
Job No : 00644CR  
Mode : 5180 Band edge  
: 5G WIFI 11N20

		Cable	Ant	Preamp	Read	Limit	Over	
Freq		Loss	Factor	Factor	Level	Level	Line	Limit Remark
	MHz	dB	dB/m	dB	dBuV	dBuV/m	dBuV/m	dB
1	5125.117	6.81	34.30	42.81	49.22	47.52	54.00	-6.48 Average
2	5149.980	6.81	34.32	42.79	49.16	47.50	54.00	-6.50 Average
3	5180.000	6.81	34.35	42.77	87.88	86.27	-----	----- Average



Mode:c; Polarization:Horizontal; Modulation:802.11n; bandwidth:20MHz; Channel:High



Site : chamber  
Condition: 3m HORIZONTAL  
Job No : 00644CR  
Mode : 5240 Band edge  
: 5G WIFI 11N20

		Cable	Ant	Preamp	Read	Limit	Over	
Freq		Loss	Factor	Factor	Level	Level	Line	Limit Remark
MHz		dB	dB/m	dB	dBuV	dBuV/m	dBuV/m	dB
1 *	5240.000	6.91	34.40	42.73	97.85	96.43	68.20	28.23 peak
2	5350.020	7.08	34.48	42.66	55.79	54.69	74.00	-19.31 peak
3	5352.062	7.08	34.49	42.65	56.97	55.89	74.00	-18.11 peak

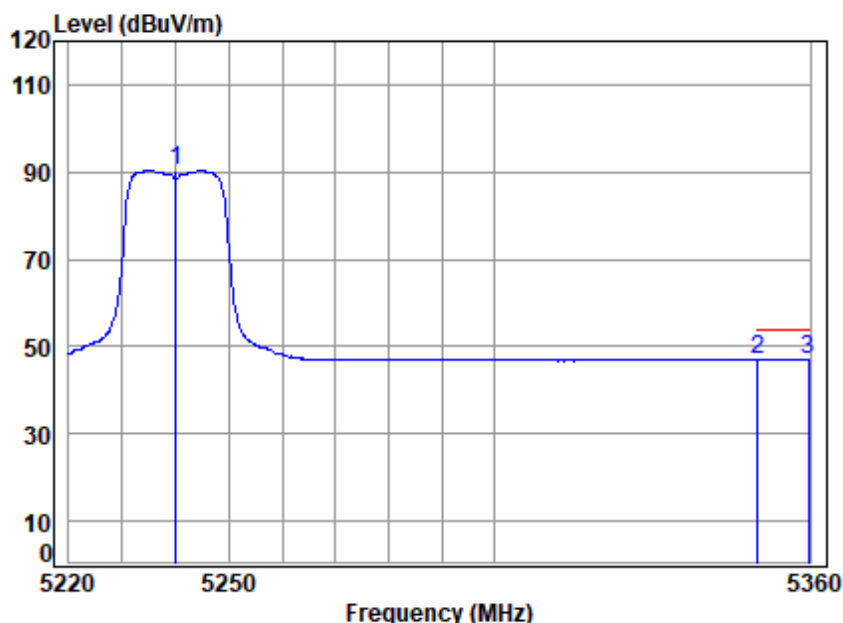


Unless otherwise agreed in writing, this document is issued by the Company subject to its General Conditions of Service printed overleaf, available on request or accessible at <http://www.sgs.com/en/Terms-and-Conditions.aspx> and, for electronic format documents, subject to Terms and Conditions for Electronic Documents at <http://www.sgs.com/en/Terms-and-Conditions/Terms-e-Documents.aspx>. Attention is drawn to the limitation of liability, indemnification and jurisdiction issues defined therein. Any holder of this document is advised that information contained hereon reflects the Company's findings at the time of its intervention only and within the limits of Client's instructions, if any. The Company's sole responsibility is to its Client and this document does not exonerate parties to a transaction from exercising all their rights and obligations under the transaction documents. This document cannot be reproduced except in full, without prior written approval of the Company. Any unauthorized alteration, forgery or falsification of the content or appearance of this document is unlawful and offenders may be prosecuted to the fullest extent of the law. Unless otherwise stated the results shown in this test report refer only to the sample(s) tested and such sample(s) are retained for 30 days only.  
Attention: To check the authenticity of testing /inspection report & certificate, please contact us at telephone: (86-755) 8307 1443, or email: [CN.Doccheck@sgs.com](mailto:CN.Doccheck@sgs.com)

SGS-CSTC Standards Technical Services Co., Ltd.  
Shenzhen Branch

No.1 Workshop, M-10, Middle Section, Science & Technology Park, Shenzhen, China 518057 t (86-755) 26012053 f (86-755) 26710594 www.sgs.com.cn  
中国·深圳·科技园中区M-10栋一号厂房 邮编: 518057 t (86-755) 26012053 f (86-755) 26710594 sgs.china@sgs.com

Mode:c; Polarization:Horizontal; Modulation:802.11n; bandwidth:20MHz; Channel:High



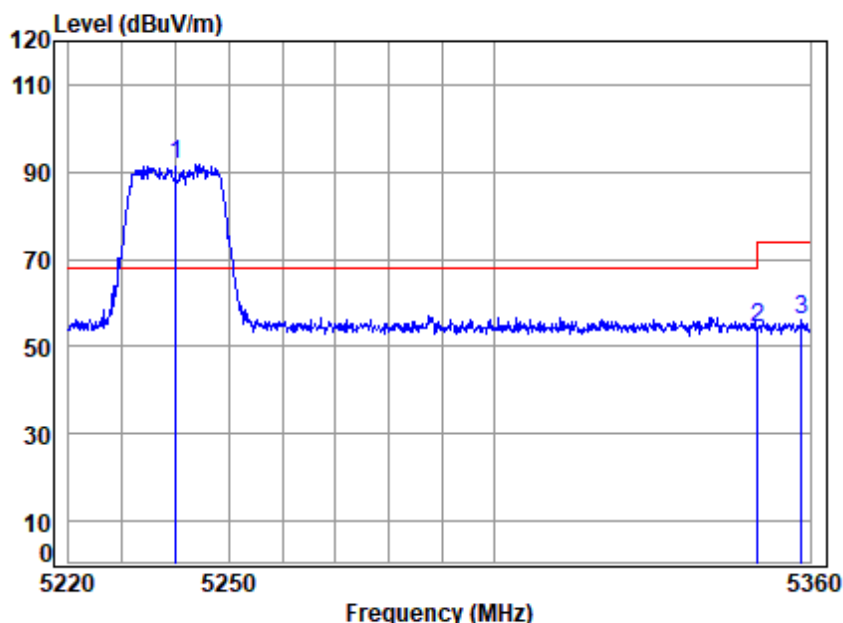
Site : chamber  
Condition: 3m HORIZONTAL  
Job No : 00644CR  
Mode : 5240 Band edge  
: 5G WIFI 11N20

		Cable	Ant	Preamp	Read	Limit	Over	
	Freq	Loss	Factor	Factor	Level	Level	Line	Limit Remark
	MHz	dB	dB/m	dB	dBuV	dBuV/m	dBuV/m	dB
1	5240.000	6.91	34.40	42.73	91.67	90.25	-----	----- Average
2	5350.020	7.08	34.48	42.66	48.02	46.92	54.00	-7.08 Average
3	5359.716	7.08	34.49	42.65	48.10	47.02	54.00	-6.98 Average





Mode:c; Polarization:Vertical; Modulation:802.11n; bandwidth:20MHz; Channel:High



Site : chamber

Condition: 3m VERTICAL

Job No : 00644CR

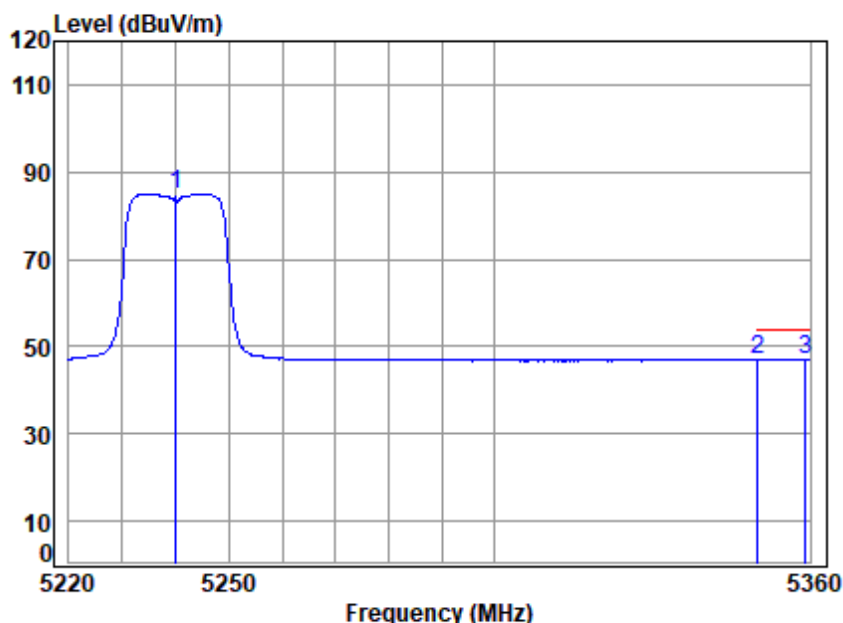
Mode : 5240 Band edge

: 5G WIFI 11N20

		Cable	Ant	Preamp	Read	Limit	Over	
Freq		Loss	Factor	Factor	Level	Level	Line	Limit Remark
MHz		dB	dB/m	dB	dBuV	dBuV/m	dBuV/m	dB
1 *	5240.000	6.91	34.40	42.73	93.19	91.77	68.20	23.57 Peak
2	5350.020	7.08	34.48	42.66	55.49	54.39	74.00	-19.61 Peak
3	5358.440	7.08	34.49	42.65	57.05	55.97	74.00	-18.03 Peak



Mode:c; Polarization:Vertical; Modulation:802.11n; bandwidth:20MHz; Channel:High

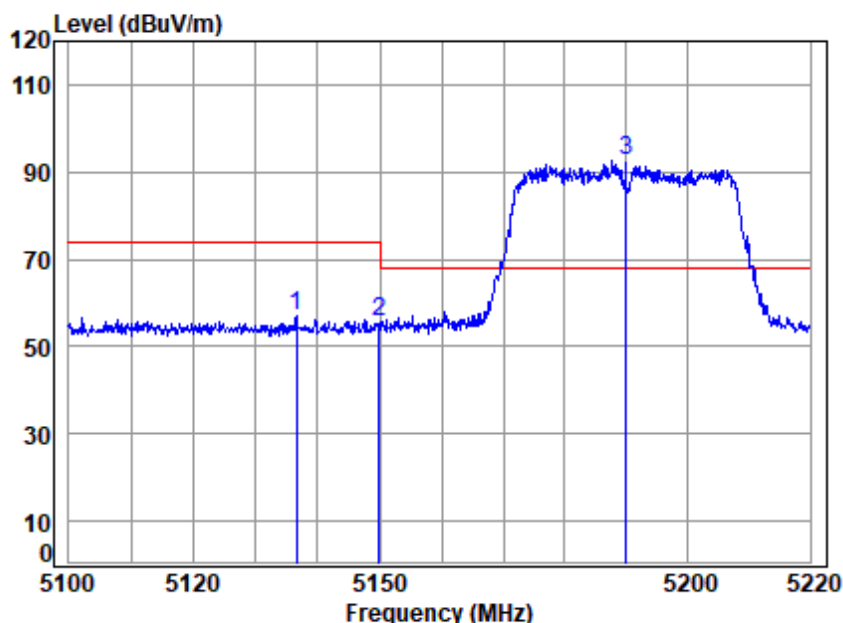


Site : chamber  
Condition: 3m VERTICAL  
Job No : 00644CR  
Mode : 5240 Band edge  
: 5G WIFI 11N20

		Cable	Ant	Preamp	Read	Limit	Over	
	Freq	Loss	Factor	Factor	Level	Level	Line	Limit Remark
	MHz	dB	dB/m	dB	dBuV	dBuV/m	dBuV/m	dB
1	5240.000	6.91	34.40	42.73	86.50	85.08	-----	----- Average
2	5350.020	7.08	34.48	42.66	48.03	46.93	54.00	-7.07 Average
3	5359.149	7.08	34.49	42.65	48.06	46.98	54.00	-7.02 Average



Mode:c; Polarization:Horizontal; Modulation:802.11n; bandwidth:40MHz; Channel:Low

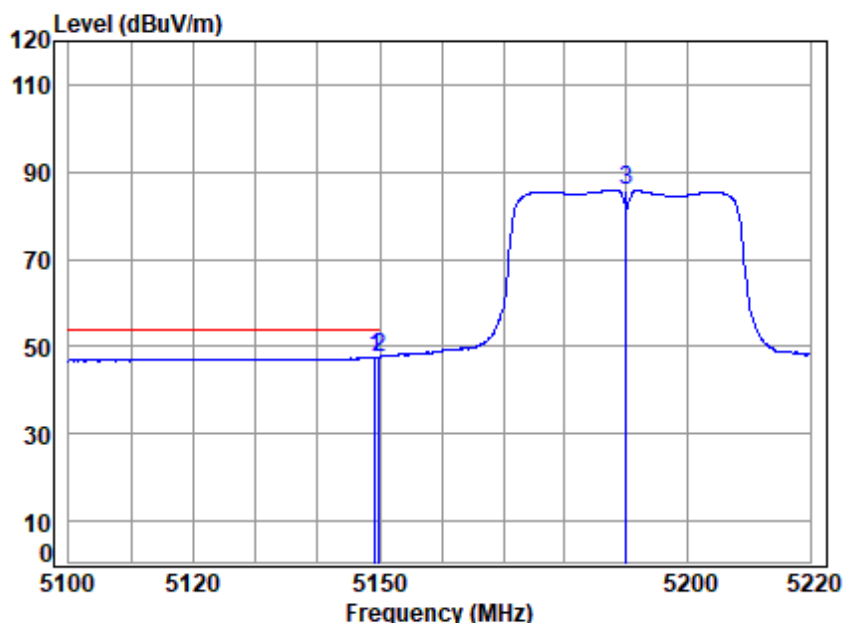


Site : chamber  
Condition: 3m HORIZONTAL  
Job No : 00644CR  
Mode : 5190 Band edge  
: 5G WIFI 11N40

		Cable	Ant	Preamp	Read	Limit	Over	
Freq		Loss	Factor	Factor	Level	Level	Line	Limit Remark
	MHz	dB	dB/m	dB	dBuV	dBuV/m	dBuV/m	dB
1	5136.543	6.81	34.31	42.80	58.56	56.88	74.00	-17.12 peak
2	5149.980	6.81	34.32	42.79	57.40	55.74	74.00	-18.26 peak
3 *	5190.000	6.81	34.36	42.77	94.01	92.41	68.20	24.21 peak



Mode:c; Polarization:Horizontal; Modulation:802.11n; bandwidth:40MHz; Channel:Low



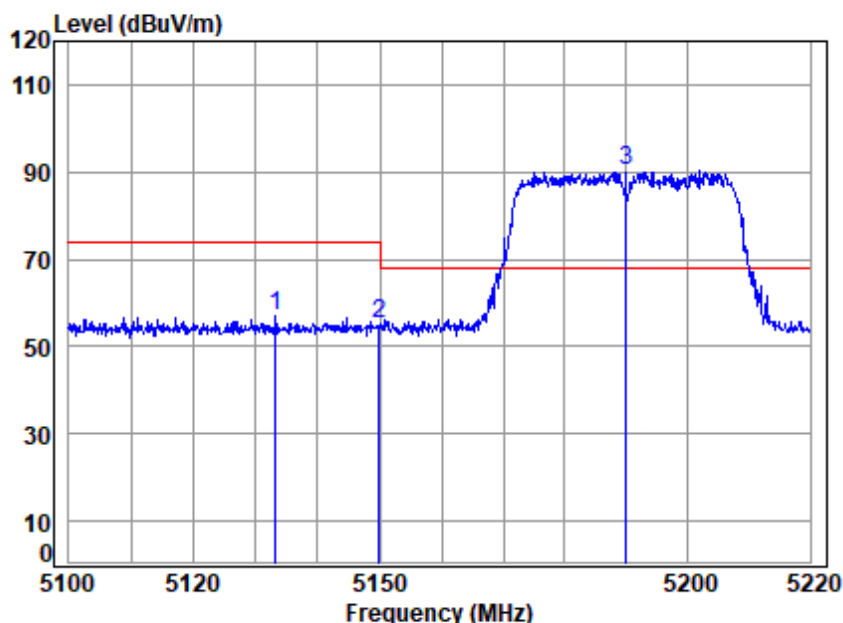
Site : chamber  
Condition: 3m HORIZONTAL  
Job No : 00644CR  
Mode : 5190 Band edge  
: 5G WIFI 11N40

		Cable	Ant	Preamp	Read	Limit	Over	
Freq		Loss	Factor	Factor	Level	Line	Limit	Remark
MHz		dB	dB/m	dB	dBuV	dBuV/m	dBuV/m	dB
1	5149.222	6.81	34.32	42.79	49.30	47.64	54.00	-6.36 Average
2	5149.980	6.81	34.32	42.79	49.31	47.65	54.00	-6.35 Average
3	5190.000	6.81	34.36	42.77	87.56	85.96	-----	----- Average





Mode:c; Polarization:Vertical; Modulation:802.11n; bandwidth:40MHz; Channel:Low



Site : chamber

Condition: 3m VERTICAL

Job No : 00644CR

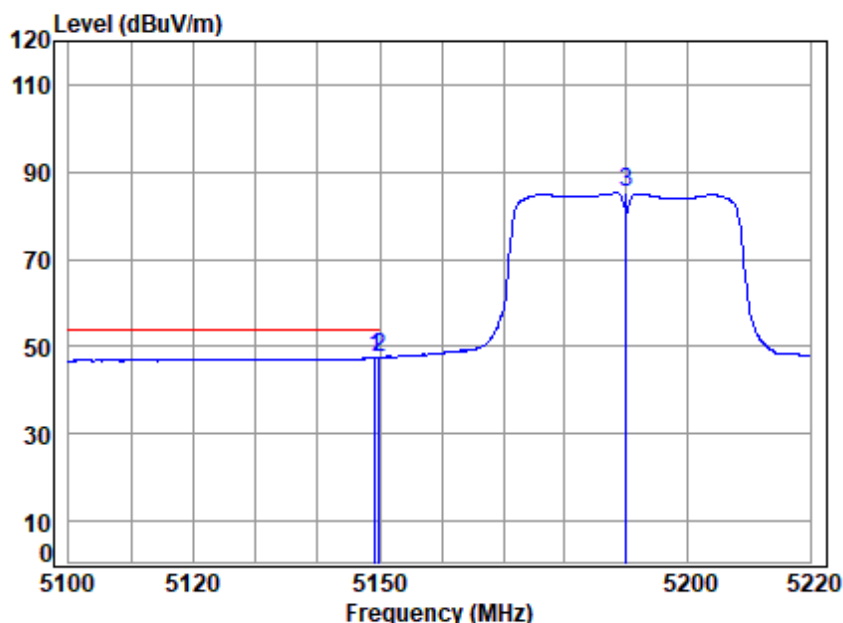
Mode : 5190 Band edge

: 5G WIFI 11N40

		Cable	Ant	Preamp	Read	Limit	Over	
Freq		Loss	Factor	Factor	Level	Line	Limit	Remark
MHz		dB	dB/m	dB	dBuV	dBuV/m	dBuV/m	dB
1	5133.200	6.81	34.31	42.80	58.59	56.91	74.00	-17.09 Peak
2	5149.980	6.81	34.32	42.79	56.70	55.04	74.00	-18.96 Peak
3 *	5190.000	6.81	34.36	42.77	91.97	90.37	68.20	22.17 Peak



Mode:c; Polarization:Vertical; Modulation:802.11n; bandwidth:40MHz; Channel:Low



Site : chamber  
Condition: 3m VERTICAL  
Job No : 00644CR  
Mode : 5190 Band edge  
: 5G WIFI 11N40

		Cable	Ant	Preamp	Read	Limit	Over	
Freq		Loss	Factor	Factor	Level	Level	Line	Limit Remark
	MHz	dB	dB/m	dB	dBuV	dBuV/m	dBuV/m	dB
1	5149.222	6.81	34.32	42.79	49.08	47.42	54.00	-6.58 Average
2	5149.980	6.81	34.32	42.79	49.32	47.66	54.00	-6.34 Average
3	5190.000	6.81	34.36	42.77	86.75	85.15	-----	----- Average

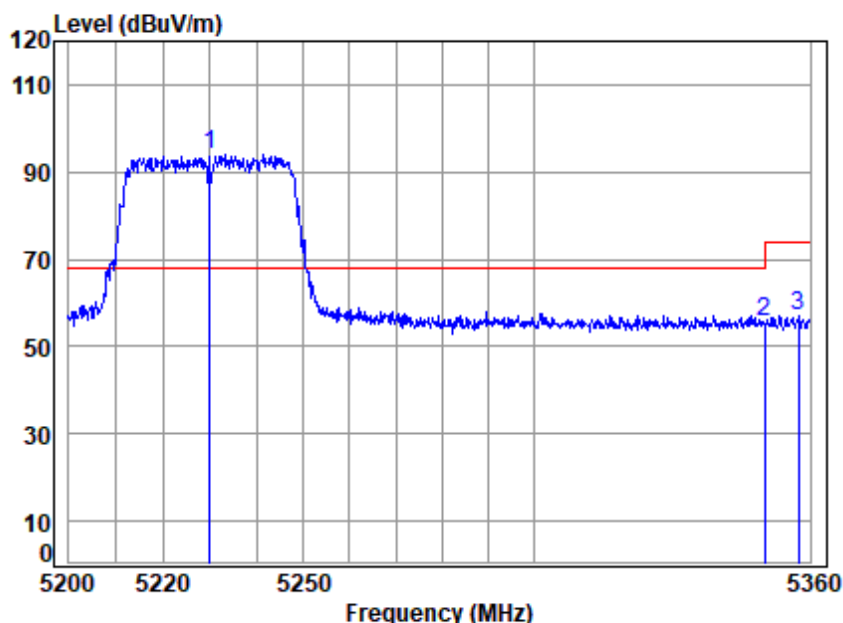


Unless otherwise agreed in writing, this document is issued by the Company subject to its General Conditions of Service printed overleaf, available on request or accessible at <http://www.sgs.com/en/Terms-and-Conditions.aspx> and, for electronic format documents, subject to Terms and Conditions for Electronic Documents at <http://www.sgs.com/en/Terms-and-Conditions/Terms-e-Documents.aspx>. Attention is drawn to the limitation of liability, indemnification and jurisdiction issues defined therein. Any holder of this document is advised that information contained hereon reflects the Company's findings at the time of its intervention only and within the limits of Client's instructions, if any. The Company's sole responsibility is to its Client and this document does not exonerate parties to a transaction from exercising all their rights and obligations under the transaction documents. This document cannot be reproduced except in full, without prior written approval of the Company. Any unauthorized alteration, forgery or falsification of the content or appearance of this document is unlawful and offenders may be prosecuted to the fullest extent of the law. Unless otherwise stated the results shown in this test report refer only to the sample(s) tested and such sample(s) are retained for 30 days only.  
Attention: To check the authenticity of testing /inspection report & certificate, please contact us at telephone: (86-755) 8307 1443, or email: CN.Doccheck@sgs.com

SGS-CSTC Standards Technical Services Co., Ltd.  
Shenzhen Branch (China) EMC Laboratory

No.1 Workshop, M-10, Middle Section, Science & Technology Park, Shenzhen, China 518057 t (86-755) 26012053 f (86-755) 26710594 www.sgs.com.cn  
中国·深圳·科技园中区M-10栋一号厂房 邮编: 518057 t (86-755) 26012053 f (86-755) 26710594 sgs.china@sgs.com

Mode:c; Polarization:Horizontal; Modulation:802.11n; bandwidth:40MHz; Channel:High

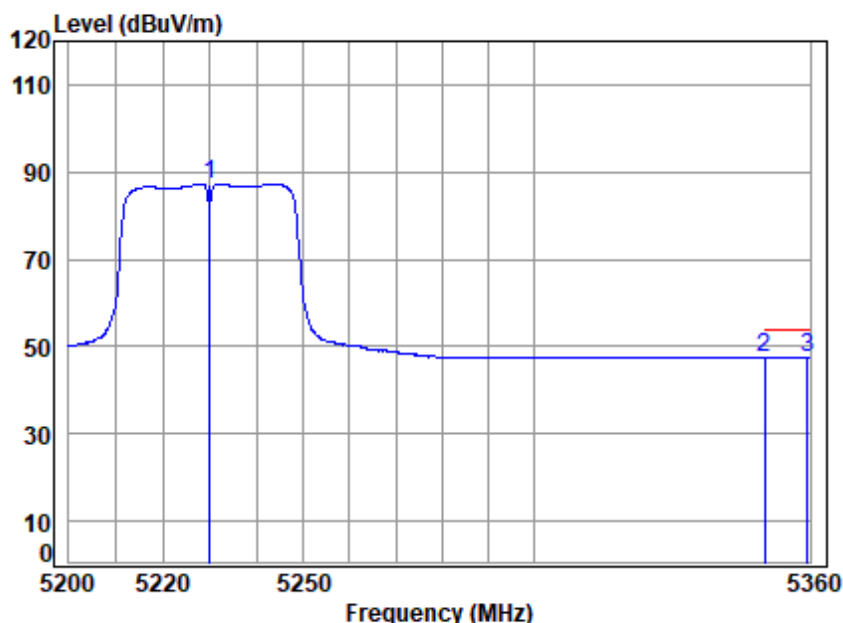


Site : chamber  
Condition: 3m HORIZONTAL  
Job No : 00644CR  
Mode : 5230 Band edge  
: 5G WIFI 11N40

		Cable	Ant	Preamp	Read	Limit	Over	
Freq		Loss	Factor	Factor	Level	Level	Line	Limit Remark
	MHz	dB	dB/m	dB	dBuV	dBuV/m	dBuV/m	dB
1 *	5230.000	6.89	34.39	42.74	95.29	93.83	68.20	25.63 peak
2	5350.020	7.08	34.48	42.66	56.80	55.70	74.00	-18.30 peak
3	5357.564	7.08	34.49	42.65	58.24	57.16	74.00	-16.84 peak



Mode:c; Polarization:Horizontal; Modulation:802.11n; bandwidth:40MHz; Channel:High



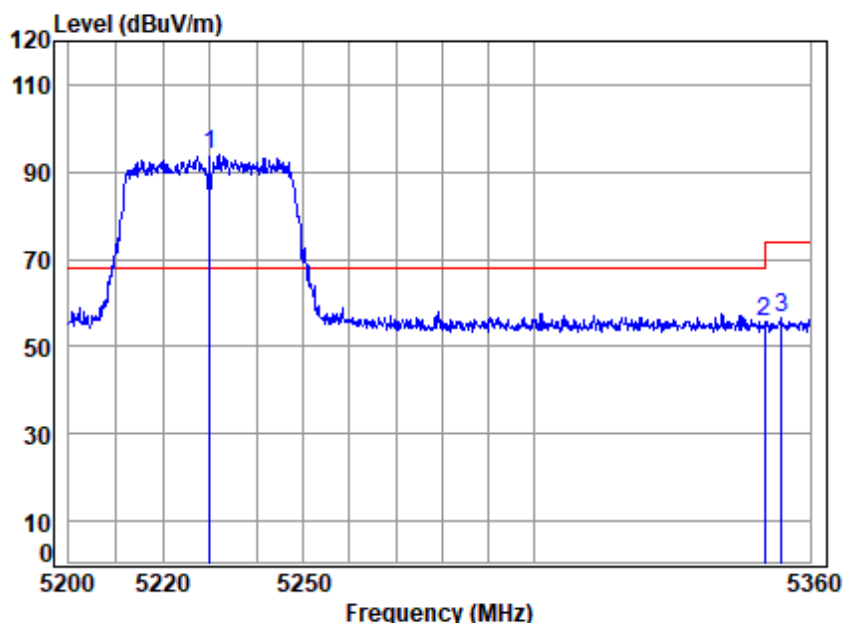
Site : chamber  
Condition: 3m HORIZONTAL  
Job No : 00644CR  
Mode : 5230 Band edge  
: 5G WIFI 11N40

		Cable	Ant	Preamp	Read	Limit	Over	
	Freq	Loss	Factor	Factor	Level	Level	Line	Limit Remark
	MHz	dB	dB/m	dB	dBuV	dBuV/m	dBuV/m	dB
1	5230.000	6.89	34.39	42.74	88.76	87.30	-----	----- Average
2	5350.020	7.08	34.48	42.66	48.53	47.43	54.00	-6.57 Average
3	5359.513	7.08	34.49	42.65	48.61	47.53	54.00	-6.47 Average





Mode:c; Polarization:Vertical; Modulation:802.11n; bandwidth:40MHz; Channel:High



Site : chamber

Condition: 3m VERTICAL

Job No : 00644CR

Mode : 5230 Band edge

: 5G WIFI 11N40

		Cable	Ant	Preamp	Read	Limit	Over	
Freq		Loss	Factor	Factor	Level	Level	Line	Limit Remark
	MHz	dB	dB/m	dB	dBuV	dBuV/m	dBuV/m	dB
1 *	5230.000	6.89	34.39	42.74	95.30	93.84	68.20	25.64 Peak
2	5350.020	7.08	34.48	42.66	56.62	55.52	74.00	-18.48 Peak
3	5353.669	7.08	34.49	42.65	57.70	56.62	74.00	-17.38 Peak

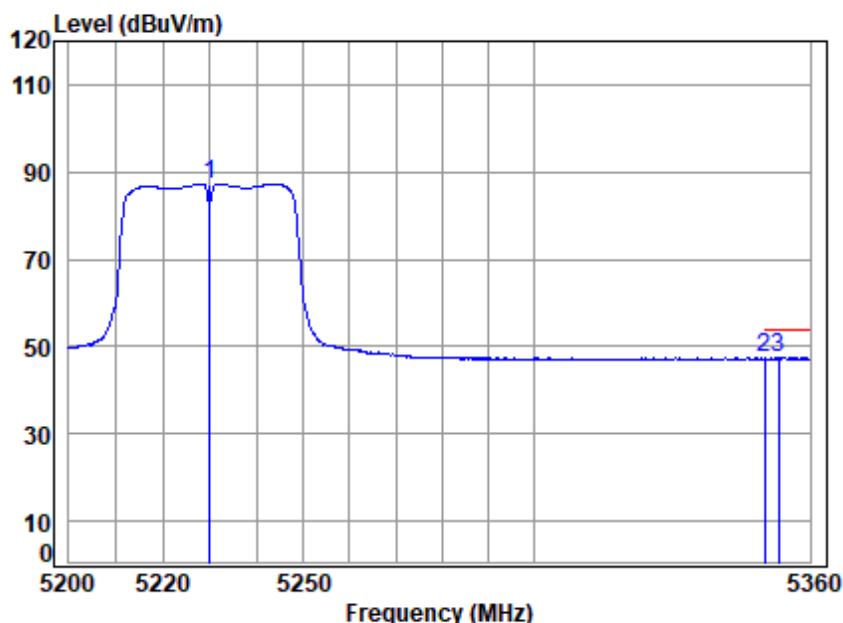


SGS-CSTC Standards Technical Services Co., Ltd.  
Shenzhen Branch

Unless otherwise agreed in writing, this document is issued by the Company subject to its General Conditions of Service printed overleaf, available on request or accessible at <http://www.sgs.com/en/Terms-and-Conditions.aspx> and, for electronic format documents, subject to Terms and Conditions for Electronic Documents at <http://www.sgs.com/en/Terms-and-Conditions/Terms-e-Documents.aspx>. Attention is drawn to the limitation of liability, indemnification and jurisdiction issues defined therein. Any holder of this document is advised that information contained hereon reflects the Company's findings at the time of its intervention only and within the limits of Client's instructions, if any. The Company's sole responsibility is to its Client and this document does not exonerate parties to a transaction from exercising all their rights and obligations under the transaction documents. This document cannot be reproduced except in full, without prior written approval of the Company. Any unauthorized alteration, forgery or falsification of the content or appearance of this document is unlawful and offenders may be prosecuted to the fullest extent of the law. Unless otherwise stated the results shown in this test report refer only to the sample(s) tested and such sample(s) are retained for 30 days only.  
Attention: To check the authenticity of testing / inspection report and certificate, please contact us at telephone: (86-755) 8307 1443, or email: [CN.Doccheck@sgs.com](mailto:CN.Doccheck@sgs.com)

No.1 Workshop, M-10, Middle Section, Science & Technology Park, Shenzhen, China 518057 t (86-755) 26012053 f (86-755) 26710594 www.sgs.com.cn  
中国·深圳·科技园中区M-10栋一号厂房 邮编: 518057 t (86-755) 26012053 f (86-755) 26710594 sgs.china@sgs.com

Mode:c; Polarization:Vertical; Modulation:802.11n; bandwidth:40MHz; Channel:High

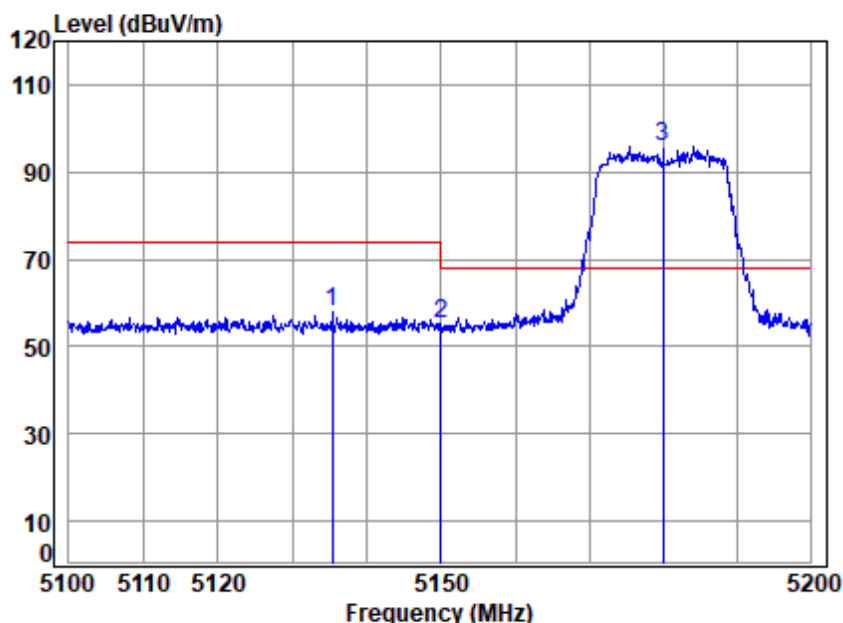


Site : chamber  
Condition: 3m VERTICAL  
Job No : 00644CR  
Mode : 5230 Band edge  
: 5G WIFI 11N40

		Cable	Ant	Preamp	Read	Limit	Over	
	Freq	Loss	Factor	Factor	Level	Level	Line	Limit Remark
	MHz	dB	dB/m	dB	dBuV	dBuV/m	dBuV/m	dB
1	5230.000	6.89	34.39	42.74	88.74	87.28	-----	----- Average
2	5350.020	7.08	34.48	42.66	48.40	47.30	54.00	-6.70 Average
3	5353.020	7.08	34.49	42.65	48.40	47.32	54.00	-6.68 Average



Mode:c; Polarization:Horizontal; Modulation:802.11ac; bandwidth:20MHz; Channel:Low

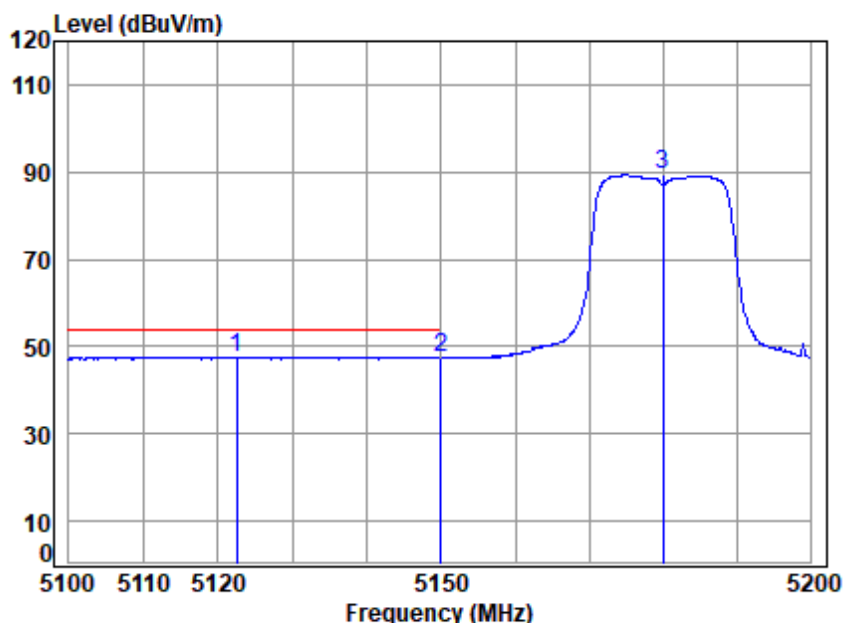


Site : chamber  
Condition: 3m HORIZONTAL  
Job No : 00644CR  
Mode : 5180 Band edge  
: 5G WIFI 11AC20

		Cable	Ant	Preamp	Read	Limit	Over	
Freq		Loss	Factor	Factor	Level	Level	Line	Limit Remark
	MHz	dB	dB/m	dB	dBuV	dBuV/m	dBuV/m	dB
1	5135.377	6.81	34.31	42.80	59.81	58.13	74.00	-15.87 peak
2	5149.980	6.81	34.32	42.79	56.89	55.23	74.00	-18.77 peak
3 *	5180.000	6.81	34.35	42.77	97.63	96.02	68.20	27.82 peak



Mode:c; Polarization:Horizontal; Modulation:802.11ac; bandwidth:20MHz; Channel:Low



Site : chamber  
Condition: 3m HORIZONTAL  
Job No : 00644CR  
Mode : 5180 Band edge  
: 5G WIFI 11AC20

		Cable	Ant	Preamp	Read	Limit	Over	
Freq		Loss	Factor	Factor	Level	Level	Line	Limit Remark
	MHz	dB	dB/m	dB	dBuV	dBuV/m	dBuV/m	dB
1	5122.431	6.81	34.30	42.81	49.11	47.41	54.00	-6.59 Average
2	5149.980	6.81	34.32	42.79	48.99	47.33	54.00	-6.67 Average
3	5180.000	6.81	34.35	42.77	90.86	89.25	-----	----- Average



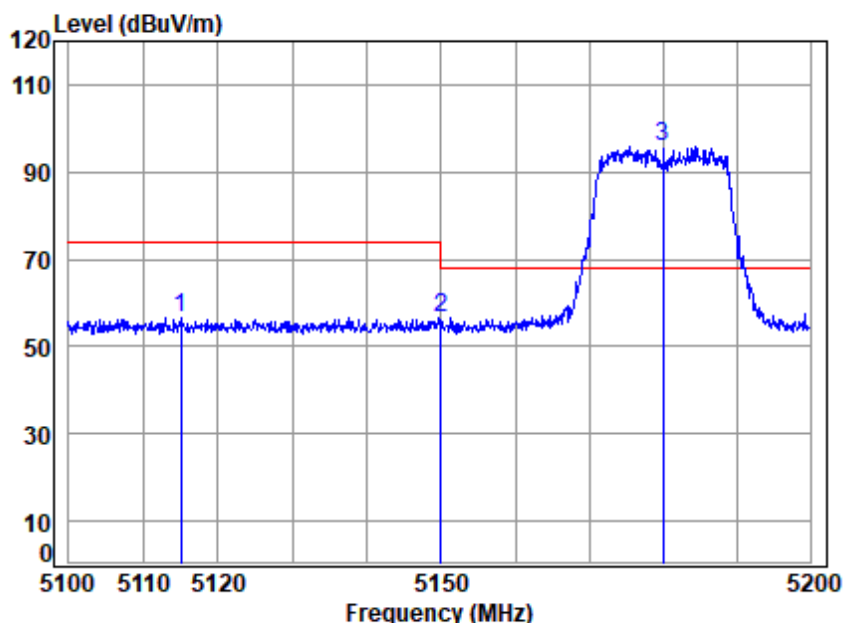
Unless otherwise agreed in writing, this document is issued by the Company subject to its General Conditions of Service printed overleaf, available on request or accessible at <http://www.sgs.com/en/Terms-and-Conditions.aspx> and, for electronic format documents, subject to Terms and Conditions for Electronic Documents at <http://www.sgs.com/en/Terms-and-Conditions/Terms-e-Documents.aspx>. Attention is drawn to the limitation of liability, indemnification and jurisdiction issues defined therein. Any holder of this document is advised that information contained hereon reflects the Company's findings at the time of its intervention only and within the limits of Client's instructions, if any. The Company's sole responsibility is to its Client and this document does not exonerate parties to a transaction from exercising all their rights and obligations under the transaction documents. This document cannot be reproduced except in full, without prior written approval of the Company. Any unauthorized alteration, forgery or falsification of the content or appearance of this document is unlawful and offenders may be prosecuted to the fullest extent of the law. Unless otherwise stated the results shown in this test report refer only to the sample(s) tested and such sample(s) are retained for 30 days only.  
Attention: To check the authenticity of testing / inspection report & certificate, please contact us at telephone: (86-755) 8307 1443, or email: [CN.Doccheck@sgs.com](mailto:CN.Doccheck@sgs.com)

SGS-CSTC Standards Technical Services Co., Ltd.  
Shenzhen Branch

No.1 Workshop, M-10, Middle Section, Science & Technology Park, Shenzhen, China 518057 t (86-755) 26012053 f (86-755) 26710594 www.sgs.com.cn  
中国·深圳·科技园中区M-10栋一号厂房 邮编: 518057 t (86-755) 26012053 f (86-755) 26710594 sgs.china@sgs.com



Mode:c; Polarization:Vertical; Modulation:802.11ac; bandwidth:20MHz; Channel:Low

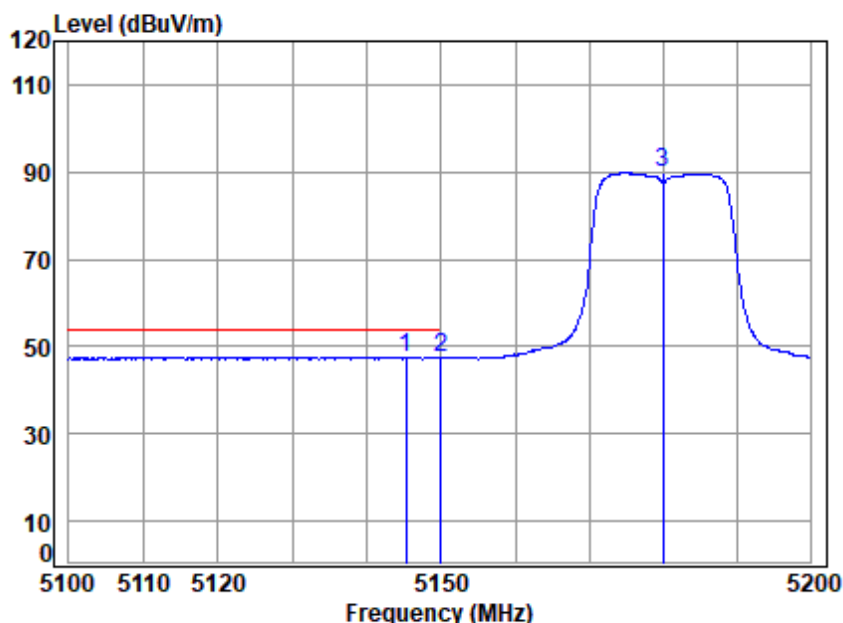


Site : chamber  
Condition: 3m VERTICAL  
Job No : 00644CR  
Mode : 5180 Band edge  
: 5G WIFI 11AC20

		Cable	Ant	Preamp	Read	Limit	Over	
Freq		Loss	Factor	Factor	Level	Level	Line	Limit Remark
	MHz	dB	dB/m	dB	dBuV	dBuV/m	dBuV/m	dB
1	5114.976	6.81	34.30	42.82	58.42	56.71	74.00	-17.29 Peak
2	5149.980	6.81	34.32	42.79	58.18	56.52	74.00	-17.48 Peak
3 *	5180.000	6.81	34.35	42.77	97.44	95.83	68.20	27.63 Peak



Mode:c; Polarization:Vertical; Modulation:802.11ac; bandwidth:20MHz; Channel:Low

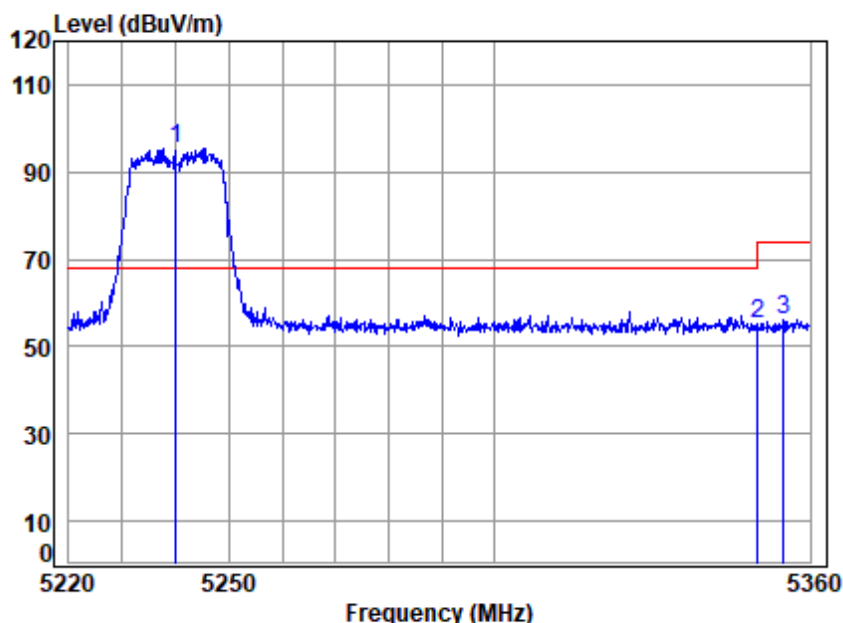


Site : chamber  
Condition: 3m VERTICAL  
Job No : 00644CR  
Mode : 5180 Band edge  
: 5G WIFI 11AC20

		Cable	Ant	Preamp	Read	Limit	Over	
Freq		Loss	Factor	Factor	Level	Level	Line	Limit Remark
	MHz	dB	dB/m	dB	dBuV	dBuV/m	dBuV/m	dB
1	5145.259	6.81	34.32	42.80	49.13	47.46	54.00	-6.54 Average
2	5149.980	6.81	34.32	42.79	48.98	47.32	54.00	-6.68 Average
3	5180.000	6.81	34.35	42.77	91.37	89.76	-----	----- Average



Mode:c; Polarization:Horizontal; Modulation:802.11ac; bandwidth:20MHz; Channel:High

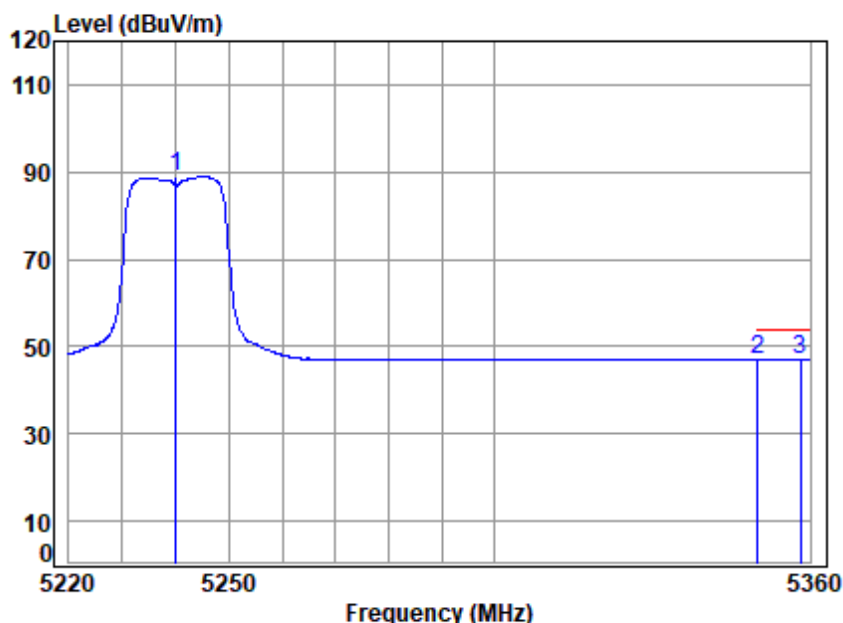


Site : chamber  
Condition: 3m HORIZONTAL  
Job No : 00644CR  
Mode : 5240 Band edge  
: 5G WIFI 11AC20

		Cable	Ant	Preamp	Read	Limit	Over	
Freq		Loss	Factor	Factor	Level	Level	Line	Limit Remark
MHz		dB	dB/m	dB	dBuV	dBuV/m	dBuV/m	dB
1 *	5240.000	6.91	34.40	42.73	96.97	95.55	68.20	27.35 peak
2	5350.020	7.08	34.48	42.66	56.23	55.13	74.00	-18.87 peak
3	5354.896	7.08	34.49	42.65	57.09	56.01	74.00	-17.99 peak



Mode:c; Polarization:Horizontal; Modulation:802.11ac; bandwidth:20MHz; Channel:High



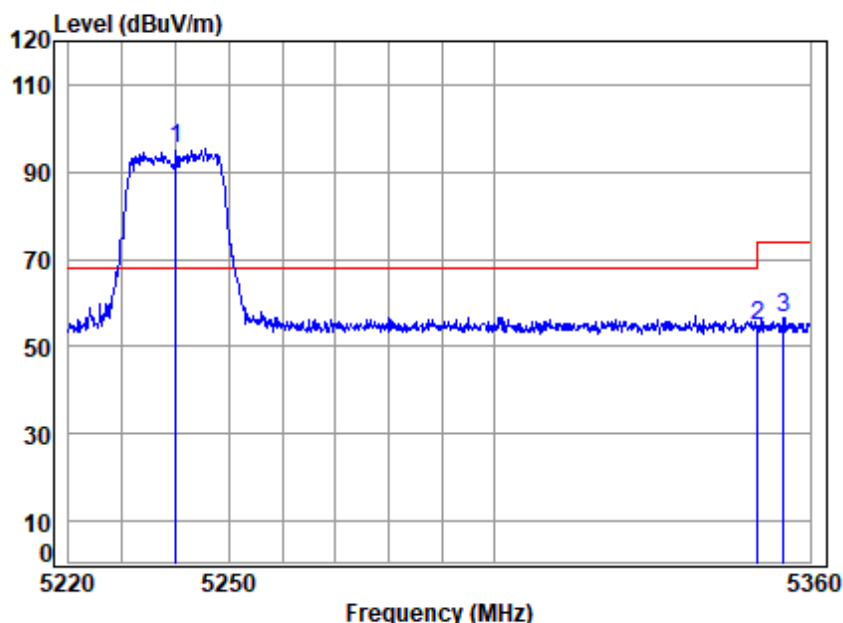
Site : chamber  
Condition: 3m HORIZONTAL  
Job No : 00644CR  
Mode : 5240 Band edge  
: 5G WIFI 11AC20

		Cable	Ant	Preamp	Read	Limit	Over	
	Freq	Loss	Factor	Factor	Level	Level	Line	Limit Remark
	MHz	dB	dB/m	dB	dBuV	dBuV/m	dBuV/m	dB
1	5240.000	6.91	34.40	42.73	90.32	88.90	-----	----- Average
2	5350.020	7.08	34.48	42.66	48.09	46.99	54.00	-7.01 Average
3	5358.156	7.08	34.49	42.65	48.26	47.18	54.00	-6.82 Average





Mode:c; Polarization:Vertical; Modulation:802.11ac; bandwidth:20MHz; Channel:High



Site : chamber

Condition: 3m VERTICAL

Job No : 00644CR

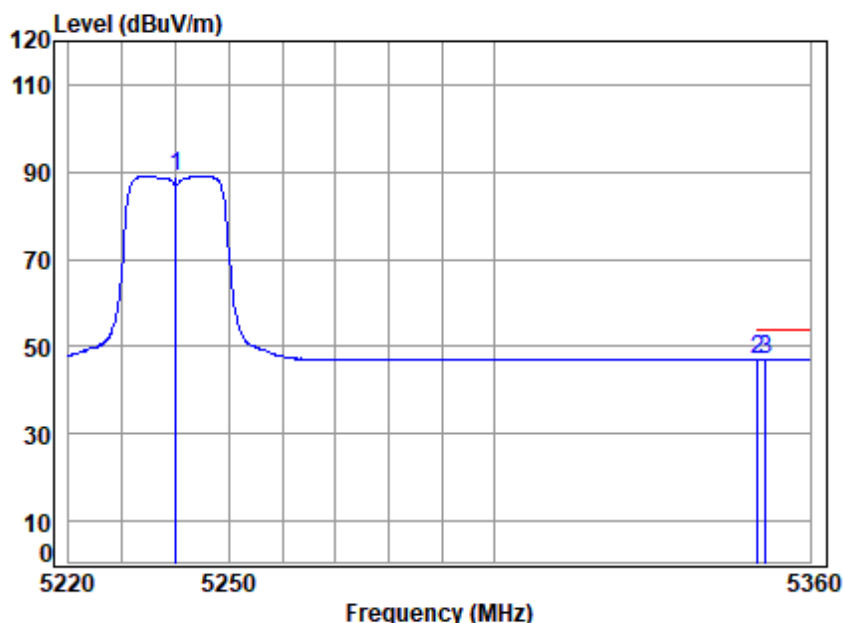
Mode : 5240 Band edge

: 5G WIFI 11AC20

		Cable	Ant	Preamp	Read	Limit	Over	
Freq		Loss	Factor	Factor	Level	Level	Line	Limit Remark
MHz		dB	dB/m	dB	dBuV	dBuV/m	dBuV/m	dB
1 *	5240.000	6.91	34.40	42.73	96.78	95.36	68.20	27.16 Peak
2	5350.020	7.08	34.48	42.66	55.82	54.72	74.00	-19.28 Peak
3	5354.896	7.08	34.49	42.65	57.44	56.36	74.00	-17.64 Peak



Mode:c; Polarization:Vertical; Modulation:802.11ac; bandwidth:20MHz; Channel:High

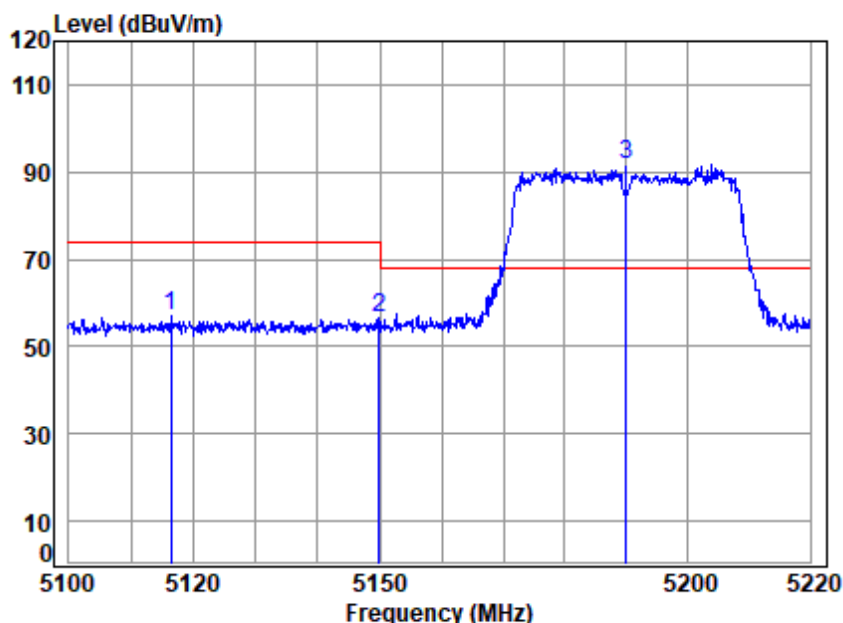


Site : chamber  
Condition: 3m VERTICAL  
Job No : 00644CR  
Mode : 5240 Band edge  
: 5G WIFI 11AC20

		Cable	Ant	Preamp	Read	Limit	Over	
	Freq	Loss	Factor	Factor	Level	Line	Limit	Remark
	MHz	dB	dB/m	dB	dBuV	dBuV/m	dBuV/m	dB
1	5240.000	6.91	34.40	42.73	90.62	89.20	-----	Average
2	5350.020	7.08	34.48	42.66	48.09	46.99	54.00	-7.01 Average
3	5351.495	7.08	34.49	42.65	48.20	47.12	54.00	-6.88 Average



Mode:c; Polarization:Horizontal; Modulation:802.11ac; bandwidth:40MHz; Channel:Low

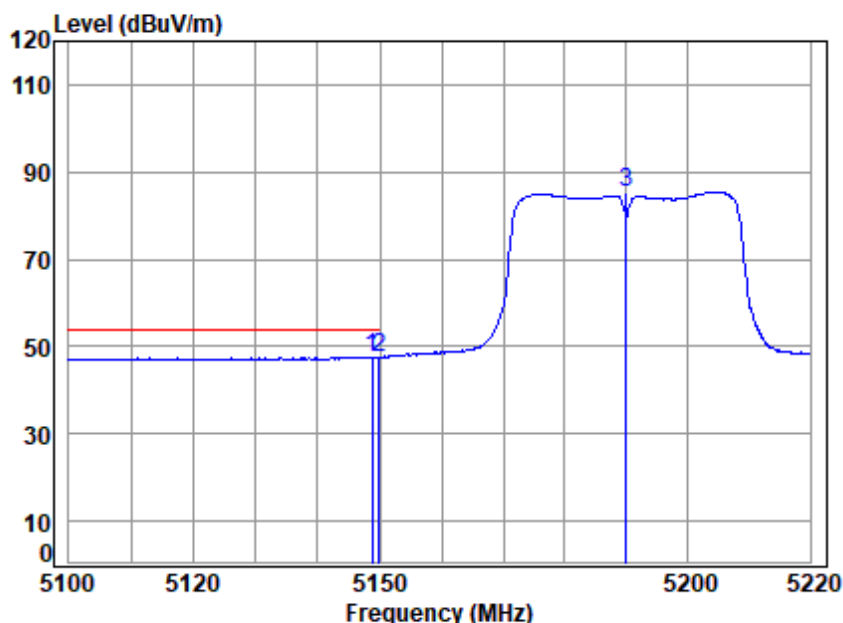


Site : chamber  
Condition: 3m HORIZONTAL  
Job No : 00644CR  
Mode : 5190 Band edge  
: 5G WIFI 11AC40

		Cable	Ant	Preamp	Read	Limit	Over	
Freq		Loss	Factor	Factor	Level	Line	Limit	Remark
	MHz	dB	dB/m	dB	dBuV	dBuV/m	dBuV/m	dB
1	5116.395	6.81	34.30	42.82	58.65	56.94	74.00	-17.06 peak
2	5149.980	6.81	34.32	42.79	58.20	56.54	74.00	-17.46 peak
3 *	5190.000	6.81	34.36	42.77	93.48	91.88	68.20	23.68 peak



Mode:c; Polarization:Horizontal; Modulation:802.11ac; bandwidth:40MHz; Channel:Low



Site : chamber  
Condition: 3m HORIZONTAL  
Job No : 00644CR  
Mode : 5190 Band edge  
: 5G WIFI 11AC40

		Cable	Ant	Preamp	Read	Limit	Over	
	Freq	Loss	Factor	Factor	Level	Level	Line	Limit Remark
	MHz	dB	dB/m	dB	dBuV	dBuV/m	dBuV/m	dB
1	5148.743	6.81	34.32	42.79	49.30	47.64	54.00	-6.36 Average
2	5149.980	6.81	34.32	42.79	49.29	47.63	54.00	-6.37 Average
3	5190.000	6.81	34.36	42.77	87.07	85.47	-----	----- Average



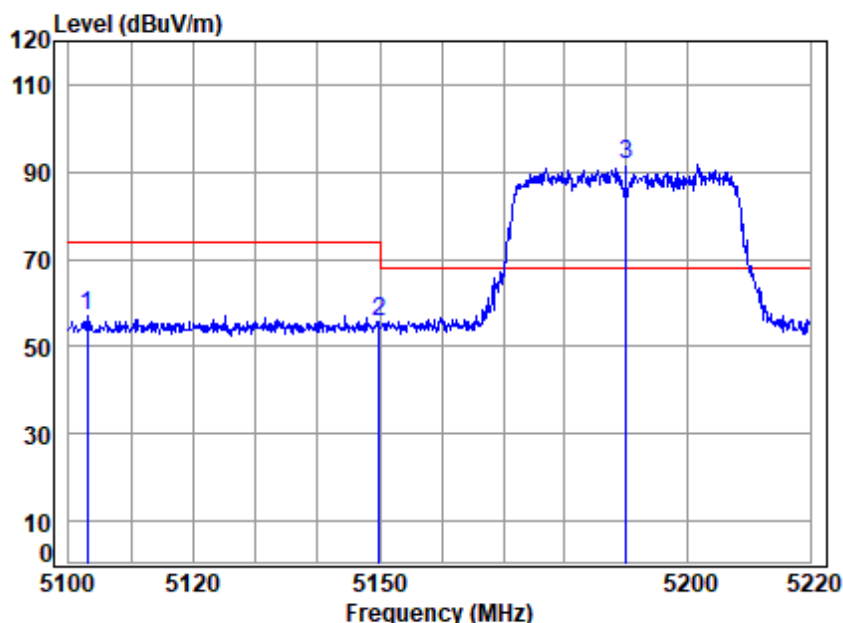
Unless otherwise agreed in writing, this document is issued by the Company subject to its General Conditions of Service printed overleaf, available on request or accessible at <http://www.sgs.com/en/Terms-and-Conditions.aspx> and, for electronic format documents, subject to Terms and Conditions for Electronic Documents at <http://www.sgs.com/en/Terms-and-Conditions/Terms-e-Documents.aspx>. Attention is drawn to the limitation of liability, indemnification and jurisdiction issues defined therein. Any holder of this document is advised that information contained hereon reflects the Company's findings at the time of its intervention only and within the limits of Client's instructions, if any. The Company's sole responsibility is to its Client and this document does not exonerate parties to a transaction from exercising all their rights and obligations under the transaction documents. This document cannot be reproduced except in full, without prior written approval of the Company. Any unauthorized alteration, forgery or falsification of the content or appearance of this document is unlawful and offenders may be prosecuted to the fullest extent of the law. Unless otherwise stated the results shown in this test report refer only to the sample(s) tested and such sample(s) are retained for 30 days only.  
Attention: To check the authenticity of testing / inspection report & certificate, please contact us at telephone: (86-755) 8307 1443, or email: [CN.Doccheck@sgs.com](mailto:CN.Doccheck@sgs.com)

SGS-CSTC Standards Technical Services Co., Ltd.  
Shenzhen Branch (China) EMC Laboratory

No.1 Workshop, M-10, Middle Section, Science & Technology Park, Shenzhen, China 518057 t (86-755) 26012053 f (86-755) 26710594 www.sgs.com.cn  
中国·深圳·科技园中区M-10栋一号厂房 邮编: 518057 t (86-755) 26012053 f (86-755) 26710594 sgs.china@sgs.com



Mode:c; Polarization:Vertical; Modulation:802.11ac; bandwidth:40MHz; Channel:Low

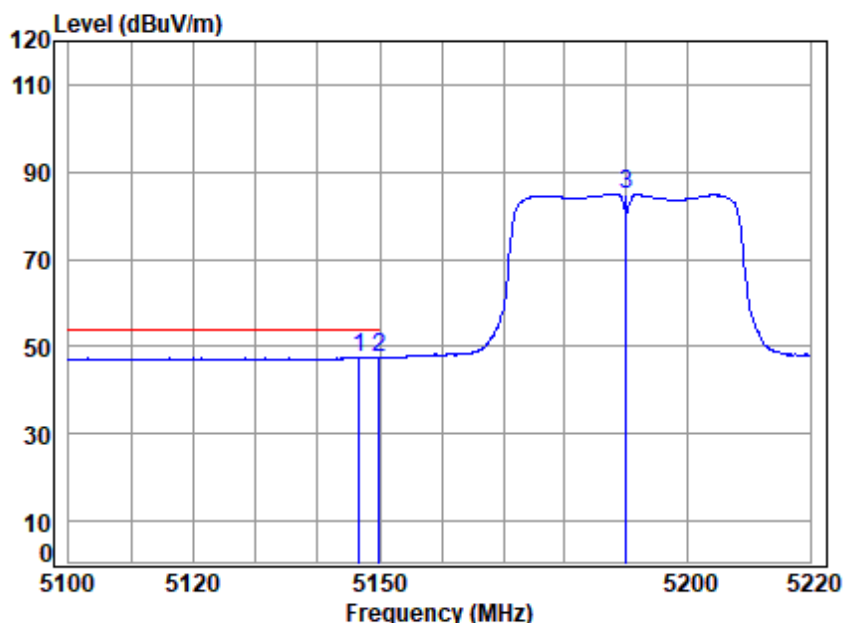


Site : chamber  
Condition: 3m VERTICAL  
Job No : 00644CR  
Mode : 5190 Band edge  
: 5G WIFI 11AC40

		Cable	Ant	Preamp	Read	Limit	Over	
Freq		Loss	Factor	Factor	Level	Level	Line	Limit Remark
	MHz	dB	dB/m	dB	dBuV	dBuV/m	dBuV/m	dB
1	5102.966	6.81	34.29	42.83	58.87	57.14	74.00	-16.86 Peak
2	5149.980	6.81	34.32	42.79	57.21	55.55	74.00	-18.45 Peak
3 *	5190.000	6.81	34.36	42.77	93.26	91.66	68.20	23.46 Peak



Mode:c; Polarization:Vertical; Modulation:802.11ac; bandwidth:40MHz; Channel:Low

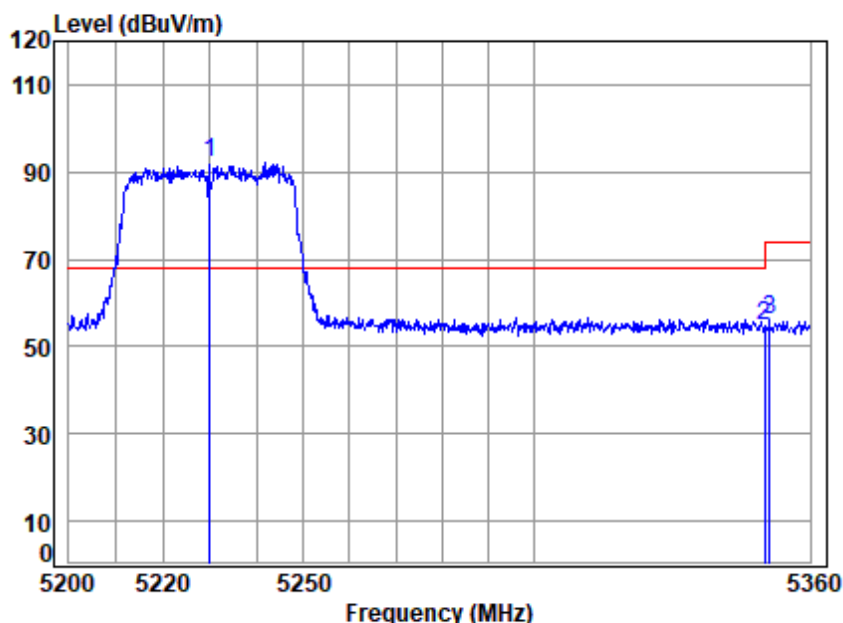


Site : chamber  
Condition: 3m VERTICAL  
Job No : 00644CR  
Mode : 5190 Band edge  
: 5G WIFI 11AC40

		Cable	Ant	Preamp	Read	Limit	Over	
Freq		Loss	Factor	Factor	Level	Level	Line	Limit Remark
	MHz	dB	dB/m	dB	dBuV	dBuV/m	dBuV/m	dB
1	5146.708	6.81	34.32	42.80	49.08	47.41	54.00	-6.59 Average
2	5149.980	6.81	34.32	42.79	49.11	47.45	54.00	-6.55 Average
3	5190.000	6.81	34.36	42.77	86.61	85.01	-----	----- Average



Mode:c; Polarization:Horizontal; Modulation:802.11ac; bandwidth:40MHz; Channel:High



Site : chamber  
Condition: 3m HORIZONTAL  
Job No : 00644CR  
Mode : 5230 Band edge  
: 5G WIFI 11AC40

		Cable	Ant	Preamp	Read	Limit	Over	
Freq		Loss	Factor	Factor	Level	Level	Line	Limit Remark
	MHz	dB	dB/m	dB	dBuV	dBuV/m	dBuV/m	dB
1 *	5230.000	6.89	34.39	42.74	93.73	92.27	68.20	24.07 peak
2	5350.020	7.08	34.48	42.66	55.82	54.72	74.00	-19.28 peak
3	5351.073	7.08	34.48	42.65	57.05	55.96	74.00	-18.04 peak

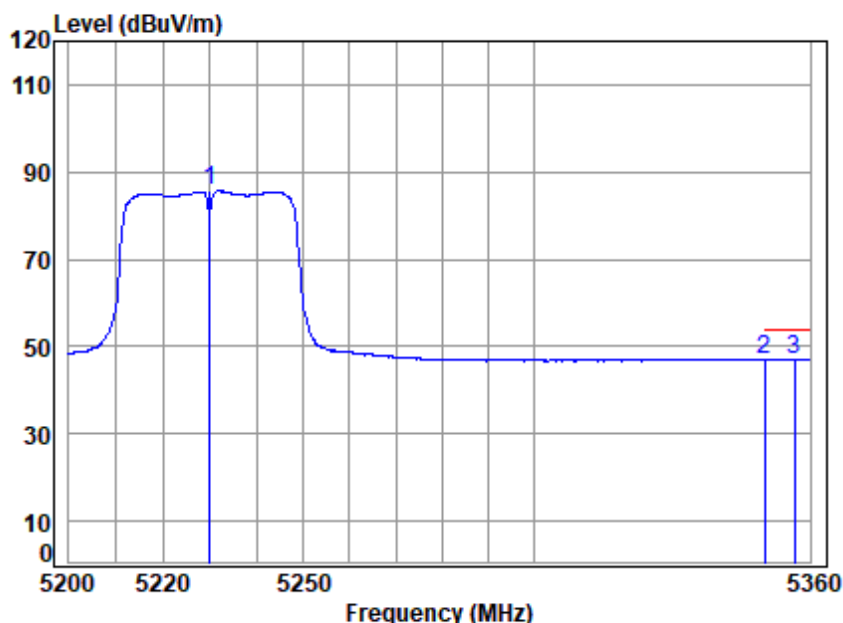


Unless otherwise agreed in writing, this document is issued by the Company subject to its General Conditions of Service printed overleaf, available on request or accessible at <http://www.sgs.com/en/Terms-and-Conditions.aspx> and, for electronic format documents, subject to Terms and Conditions for Electronic Documents at <http://www.sgs.com/en/Terms-and-Conditions/Terms-e-Documents.aspx>. Attention is drawn to the limitation of liability, indemnification and jurisdiction issues defined therein. Any holder of this document is advised that information contained hereon reflects the Company's findings at the time of its intervention only and within the limits of Client's instructions, if any. The Company's sole responsibility is to its Client and this document does not exonerate parties to a transaction from exercising all their rights and obligations under the transaction documents. This document cannot be reproduced except in full, without prior written approval of the Company. Any unauthorized alteration, forgery or falsification of the content or appearance of this document is unlawful and offenders may be prosecuted to the fullest extent of the law. Unless otherwise stated the results shown in this test report refer only to the sample(s) tested and such sample(s) are retained for 30 days only.  
Attention: To check the authenticity of testing / inspection report and certificate, please contact us at telephone: (86-755) 8307 1443, or email: [CN.Doccheck@sgs.com](mailto:CN.Doccheck@sgs.com)

SGS-CSTC Standards Technical Services Co., Ltd.  
Shenzhen Branch

No.1 Workshop, M-10, Middle Section, Science & Technology Park, Shenzhen, China 518057 t (86-755) 26012053 f (86-755) 26710594 www.sgs.com.cn  
中国·深圳·科技园中区M-10栋一号厂房 邮编: 518057 t (86-755) 26012053 f (86-755) 26710594 sgs.china@sgs.com

Mode:c; Polarization:Horizontal; Modulation:802.11ac; bandwidth:40MHz; Channel:High



Site : chamber  
Condition: 3m HORIZONTAL  
Job No : 00644CR  
Mode : 5230 Band edge  
: 5G WIFI 11AC40

		Cable	Ant	Preamp	Read	Limit	Over	
	Freq	Loss	Factor	Factor	Level	Level	Line	Limit Remark
	MHz	dB	dB/m	dB	dBuV	dBuV/m	dBuV/m	dB
1	5230.000	6.89	34.39	42.74	87.07	85.61	-----	----- Average
2	5350.020	7.08	34.48	42.66	48.01	46.91	54.00	-7.09 Average
3	5356.590	7.08	34.49	42.65	48.03	46.95	54.00	-7.05 Average



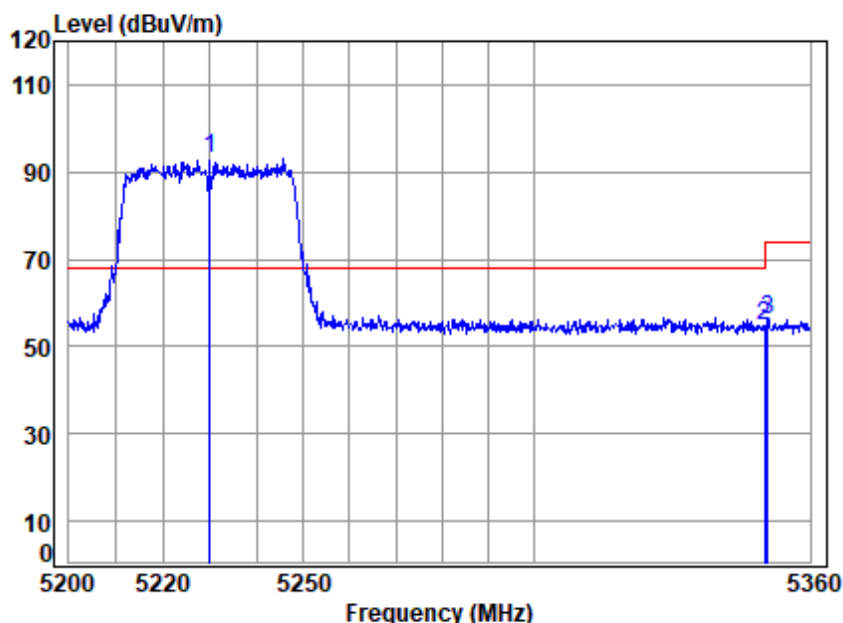
Unless otherwise agreed in writing, this document is issued by the Company subject to its General Conditions of Service printed overleaf, available on request or accessible at <http://www.sgs.com/en/Terms-and-Conditions.aspx> and, for electronic format documents, subject to Terms and Conditions for Electronic Documents at <http://www.sgs.com/en/Terms-and-Conditions/Terms-e-Documents.aspx>. Attention is drawn to the limitation of liability, indemnification and jurisdiction issues defined therein. Any holder of this document is advised that information contained hereon reflects the Company's findings at the time of its intervention only and within the limits of Client's instructions, if any. The Company's sole responsibility is to its Client and this document does not exonerate parties to a transaction from exercising all their rights and obligations under the transaction documents. This document cannot be reproduced except in full, without prior written approval of the Company. Any unauthorized alteration, forgery or falsification of the content or appearance of this document is unlawful and offenders may be prosecuted to the fullest extent of the law. Unless otherwise stated the results shown in this test report refer only to the sample(s) tested and such sample(s) are retained for 30 days only.  
Attention: To check the authenticity of testing / inspection report & certificate, please contact us at telephone: (86-755) 8307 1443, or email: [CN.Doccheck@sgs.com](mailto:CN.Doccheck@sgs.com)

SGS-CSTC Standards Technical Services Co., Ltd.  
Shenzhen Branch (China) EMC Laboratory

No.1 Workshop, M-10, Middle Section, Science & Technology Park, Shenzhen, China 518057 t (86-755) 26012053 f (86-755) 26710594 www.sgsgroup.com.cn  
中国·深圳·科技园中区M-10栋一号厂房 邮编: 518057 t (86-755) 26012053 f (86-755) 26710594 sgs.china@sgs.com



Mode:c; Polarization:Vertical; Modulation:802.11ac; bandwidth:40MHz; Channel:High



Site : chamber

Condition: 3m VERTICAL

Job No : 00644CR

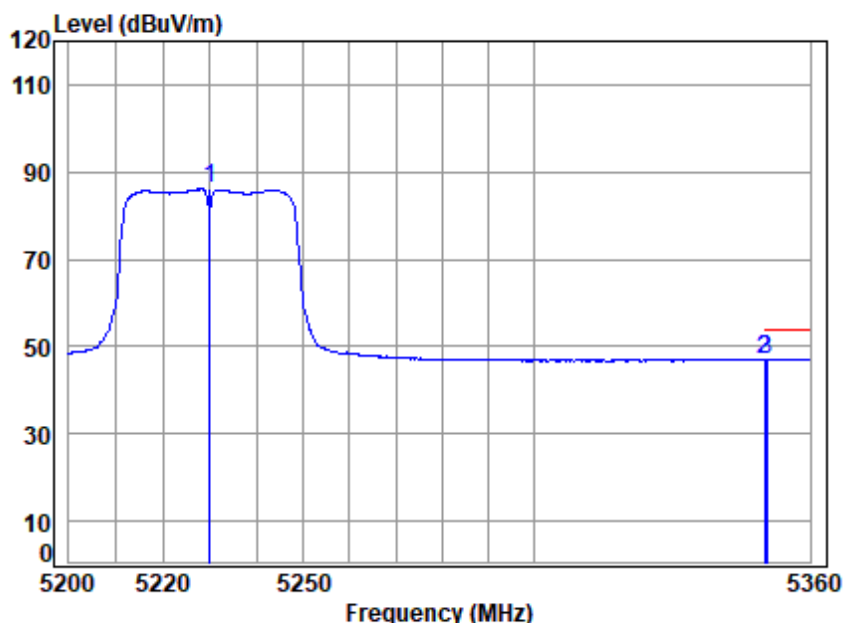
Mode : 5230 Band edge

: 5G WIFI 11AC40

		Cable	Ant	Preamp	Read	Limit	Over	
Freq		Loss	Factor	Factor	Level	Level	Line	Limit Remark
MHz		dB	dB/m	dB	dBuV	dBuV/m	dBuV/m	dB
1 *	5230.000	6.89	34.39	42.74	94.54	93.08	68.20	24.88 Peak
2	5350.020	7.08	34.48	42.66	56.04	54.94	74.00	-19.06 Peak
3	5350.749	7.08	34.48	42.65	57.22	56.13	74.00	-17.87 Peak



Mode:c; Polarization:Vertical; Modulation:802.11ac; bandwidth:40MHz; Channel:High

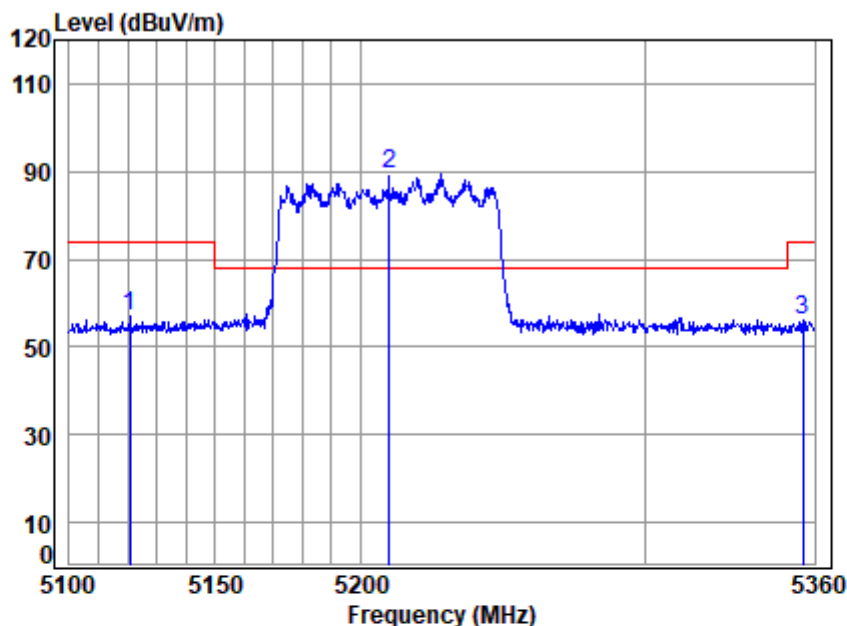


Site : chamber  
Condition: 3m VERTICAL  
Job No : 00644CR  
Mode : 5230 Band edge  
: 5G WIFI 11AC40

		Cable	Ant	Preamp	Read	Limit	Over	
	Freq	Loss	Factor	Factor	Level	Level	Line	Limit Remark
	MHz	dB	dB/m	dB	dBuV	dBuV/m	dBuV/m	dB
1	5230.000	6.89	34.39	42.74	87.53	86.07	-----	----- Average
2	5350.020	7.08	34.48	42.66	47.96	46.86	54.00	-7.14 Average
3	5350.587	7.08	34.48	42.65	48.04	46.95	54.00	-7.05 Average



Mode:c; Polarization: Horizontal; Modulation:802.11ac; bandwidth:80MHz; Channel:Middle

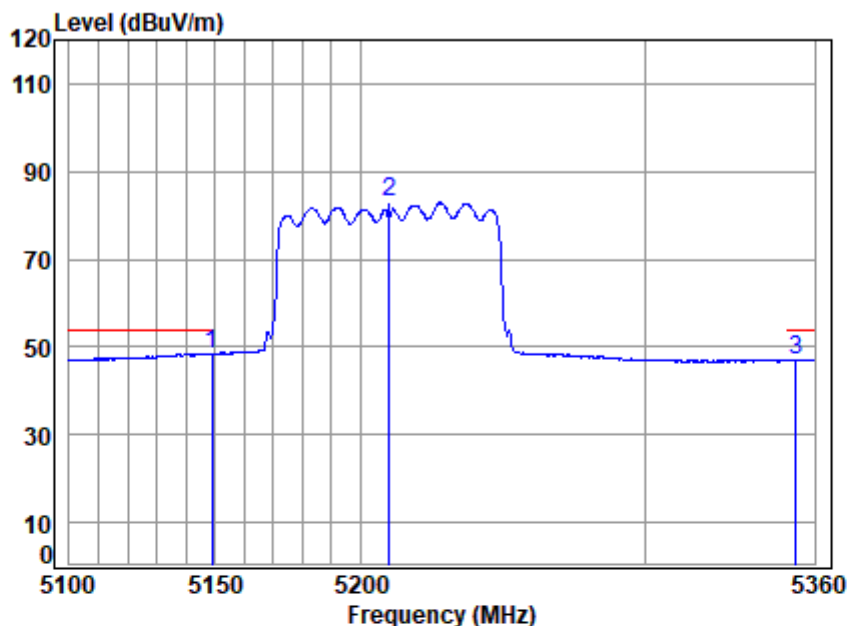


Site : chamber  
Condition: 3m HORIZONTAL  
Job No : 00644CR  
Mode : 5210 Band edge  
: 5G WIFI 11AC80

		Cable	Ant	Preamp	Read	Limit	Over	
Freq	Loss	Factor	Factor	Level	Level	Line	Limit	Remark
MHz	dB	dB/m	dB	dBuV	dBuV/m	dBuV/m	dB	
1 5120.837	6.81	34.30	42.81	58.87	57.17	74.00	-16.83	peak
2 * 5210.000	6.84	34.37	42.75	90.78	89.24	68.20	21.04	peak
3 5355.737	7.08	34.49	42.65	57.09	56.01	74.00	-17.99	peak



Mode:c; Polarization: Horizontal; Modulation:802.11ac; bandwidth:80MHz; Channel:Middle



Site : chamber  
Condition: 3m HORIZONTAL  
Job No : 00644CR  
Mode : 5210 Band edge  
: 5G WIFI 11AC80

		Cable	Ant	Preamp	Read	Limit	Over	
Freq		Loss	Factor	Factor	Level	Level	Line	Limit Remark
MHz		dB	dB/m	dB	dBuV	dBuV/m	dBuV/m	dB
1	5148.667	6.81	34.32	42.79	50.08	48.42	54.00	-5.58 Average
2	5210.000	6.84	34.37	42.75	84.40	82.86	-----	----- Average
3	5353.341	7.08	34.49	42.65	47.97	46.89	54.00	-7.11 Average



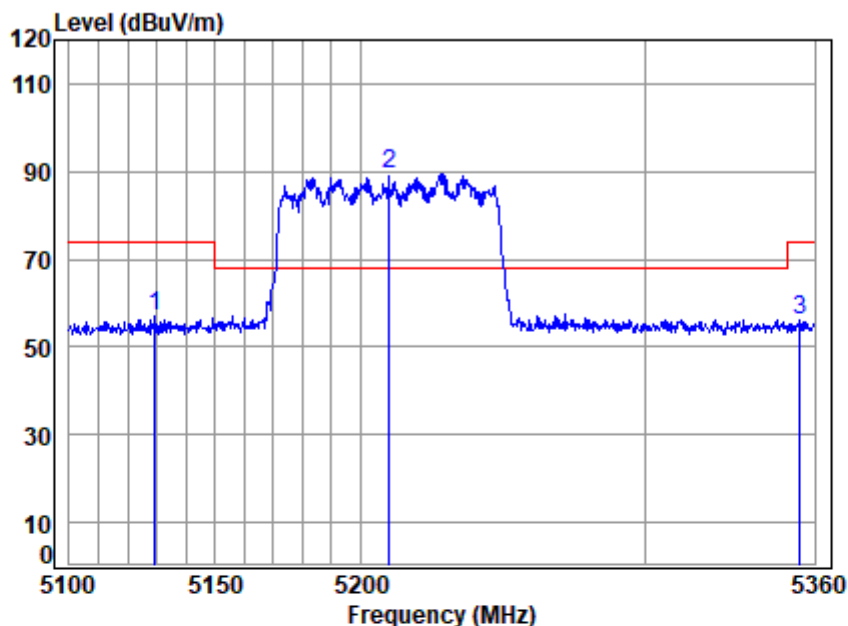
Unless otherwise agreed in writing, this document is issued by the Company subject to its General Conditions of Service printed overleaf, available on request or accessible at <http://www.sgs.com/en/Terms-and-Conditions.aspx> and, for electronic format documents, subject to Terms and Conditions for Electronic Documents at <http://www.sgs.com/en/Terms-and-Conditions/Terms-e-Documents.aspx>. Attention is drawn to the limitation of liability, indemnification and jurisdiction issues defined therein. Any holder of this document is advised that information contained hereon reflects the Company's findings at the time of its intervention only and within the limits of Client's instructions, if any. The Company's sole responsibility is to its Client and this document does not exonerate parties to a transaction from exercising all their rights and obligations under the transaction documents. This document cannot be reproduced except in full, without prior written approval of the Company. Any unauthorized alteration, forgery or falsification of the content or appearance of this document is unlawful and offenders may be prosecuted to the fullest extent of the law. Unless otherwise stated the results shown in this test report refer only to the sample(s) tested and such sample(s) are retained for 30 days only.  
Attention: To check the authenticity of testing / inspection report and certificate, please contact us at telephone: (86-755) 8307 1443, or email: [CN.Doccheck@sgs.com](mailto:CN.Doccheck@sgs.com)

SGS-CSTC Standards Technical Services Co., Ltd.  
Shenzhen Branch (China) Limited Laboratory

No.1 Workshop, M-10, Middle Section, Science & Technology Park, Shenzhen, China 518057 t (86-755) 26012053 f (86-755) 26710594 www.sgs.com.cn  
中国·深圳·科技园中区M-10栋一号厂房 邮编: 518057 t (86-755) 26012053 f (86-755) 26710594 sgs.china@sgs.com



Mode:c; Polarization:Vertical; Modulation:802.11ac; bandwidth:80MHz; Channel:Middle



Site : chamber  
Condition: 3m VERTICAL  
Job No : 00644CR  
Mode : 5210 Band edge  
: 5G WIFI 11AC80

	Freq	Cable Loss	Ant Factor	Preamp Factor	Read Level	Level	Limit Line	Over Limit	Remark
	MHz	dB	dB/m	dB	dBuV	dBuV/m	dBuV/m	dB	
1	5129.246	6.81	34.31	42.81	58.90	57.21	74.00	-16.79	Peak
2 *	5210.000	6.84	34.37	42.75	90.99	89.45	68.20	21.25	Peak
3	5354.938	7.08	34.49	42.65	57.08	56.00	74.00	-18.00	Peak

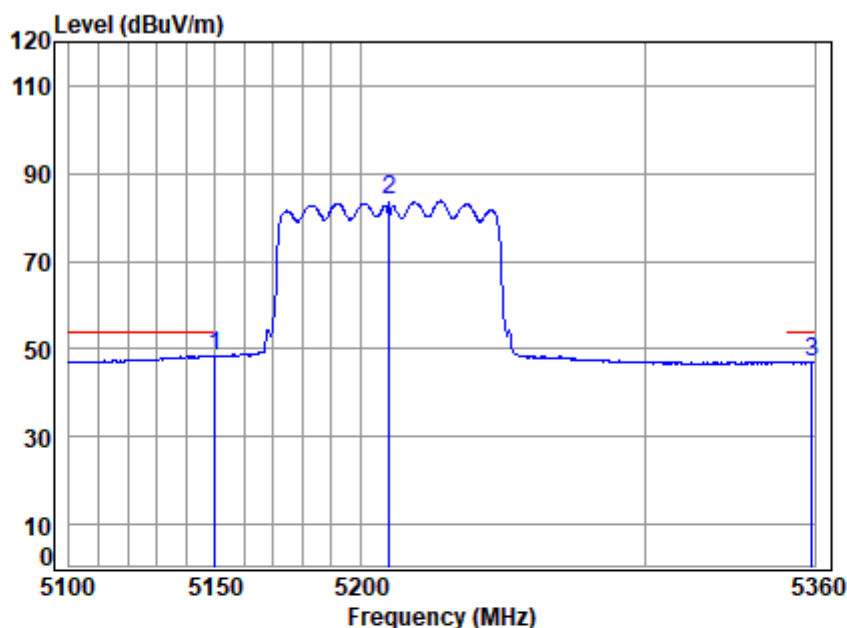


SGS-CSTC Standards Technical Services Co., Ltd.  
Shenzhen Branch

Unless otherwise agreed in writing, this document is issued by the Company subject to its General Conditions of Service printed overleaf, available on request or accessible at <http://www.sgs.com/en/Terms-and-Conditions.aspx> and, for electronic format documents, subject to Terms and Conditions for Electronic Documents at <http://www.sgs.com/en/Terms-and-Conditions/Terms-e-Documents.aspx>. Attention is drawn to the limitation of liability, indemnification and jurisdiction issues defined therein. Any holder of this document is advised that information contained hereon reflects the Company's findings at the time of its intervention only and within the limits of Client's instructions, if any. The Company's sole responsibility is to its Client and this document does not exonerate parties to a transaction from exercising all their rights and obligations under the transaction documents. This document cannot be reproduced except in full, without prior written approval of the Company. Any unauthorized alteration, forgery or falsification of the content or appearance of this document is unlawful and offenders may be prosecuted to the fullest extent of the law. Unless otherwise stated the results shown in this test report refer only to the sample(s) tested and such sample(s) are retained for 30 days only.  
Attention: To check the authenticity of testing / inspection report & certificate, please contact us at telephone: (86-755) 8307 1443, or email: [CN.Doccheck@sgs.com](mailto:CN.Doccheck@sgs.com)

No.1 Workshop, M-10, Middle Section, Science & Technology Park, Shenzhen, China 518057 t (86-755) 26012053 f (86-755) 26710594 www.sgs.com.cn  
中国·深圳·科技园中区M-10栋一号厂房 邮编: 518057 t (86-755) 26012053 f (86-755) 26710594 sgs.china@sgs.com

Mode:c; Polarization:Vertical; Modulation:802.11ac; bandwidth:80MHz; Channel:Middle



Site : chamber  
Condition: 3m VERTICAL  
Job No : 00644CR  
Mode : 5210 Band edge  
: 5G WIFI 11AC80

		Cable	Ant	Preamp	Read	Limit	Over	
	Freq	Loss	Factor	Factor	Level	Level	Line	Limit Remark
	MHz	dB	dB/m	dB	dBuV	dBuV/m	dBuV/m	dB
1	5149.947	6.81	34.32	42.79	50.07	48.41	54.00	-5.59 Average
2	5210.000	6.84	34.37	42.75	85.27	83.73	-----	----- Average
3	5358.934	7.08	34.49	42.65	47.97	46.89	54.00	-7.11 Average

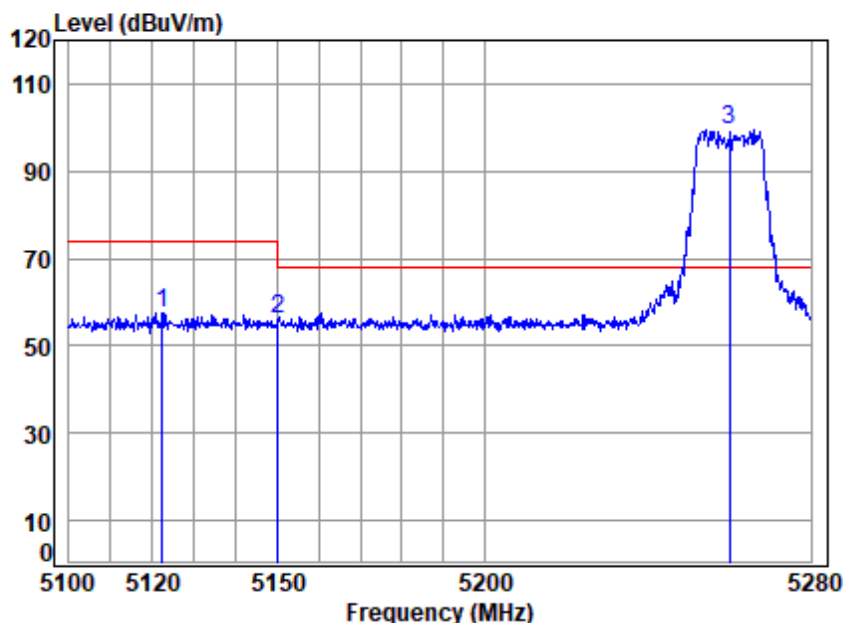


Unless otherwise agreed in writing, this document is issued by the Company subject to its General Conditions of Service printed overleaf, available on request or accessible at <http://www.sgs.com/en/Terms-and-Conditions.aspx> and, for electronic format documents, subject to Terms and Conditions for Electronic Documents at <http://www.sgs.com/en/Terms-and-Conditions/Terms-e-Documents.aspx>. Attention is drawn to the limitation of liability, indemnification and jurisdiction issues defined therein. Any holder of this document is advised that information contained hereon reflects the Company's findings at the time of its intervention only and within the limits of Client's instructions, if any. The Company's sole responsibility is to its Client and this document does not exonerate parties to a transaction from exercising all their rights and obligations under the transaction documents. This document cannot be reproduced except in full, without prior written approval of the Company. Any unauthorized alteration, forgery or falsification of the content or appearance of this document is unlawful and offenders may be prosecuted to the fullest extent of the law. Unless otherwise stated the results shown in this test report refer only to the sample(s) tested and such sample(s) are retained for 30 days only.  
Attention: To check the authenticity of testing / inspection report and certificate, please contact us at telephone: (86-755) 8307 1443, or email: [CN.Doccheck@sgs.com](mailto:CN.Doccheck@sgs.com)

SGS-CSTC Standards Technical Services Co., Ltd.  
Shenzhen Branch (China) EMC Laboratory

No.1 Workshop, M-10, Middle Section, Science & Technology Park, Shenzhen, China 518057 t (86-755) 26012053 f (86-755) 26710594 www.sgsgroup.com.cn  
中国·深圳·科技园中区M-10栋一号厂房 邮编: 518057 t (86-755) 26012053 f (86-755) 26710594 sgs.china@sgs.com

Mode:d; Polarization:Horizontal; Modulation:802.11a; bandwidth:20MHz; Channel:Low

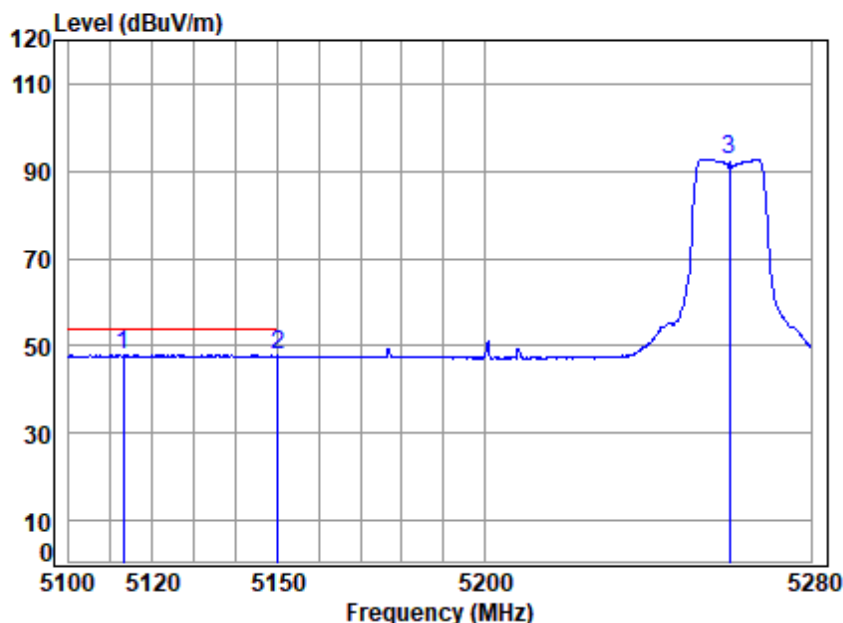


Site : chamber  
Condition: 3m HORIZONTAL  
Job No : 00644CR  
Mode : 5260 Band edge  
: 5G WIFI 11A

		Cable	Ant	Preamp	Read	Limit	Over	
Freq		Loss	Factor	Factor	Level	Line	Limit	Remark
	MHz	dB	dB/m	dB	dBuV	dBuV/m	dBuV/m	dB
1	5122.338	6.81	34.30	42.81	59.26	57.56	74.00	-16.44 peak
2	5149.980	6.81	34.32	42.79	57.58	55.92	74.00	-18.08 peak
3 *	5260.000	6.96	34.41	42.72	100.95	99.60	68.20	31.40 peak



Mode:d; Polarization:Horizontal; Modulation:802.11a; bandwidth:20MHz; Channel:Low



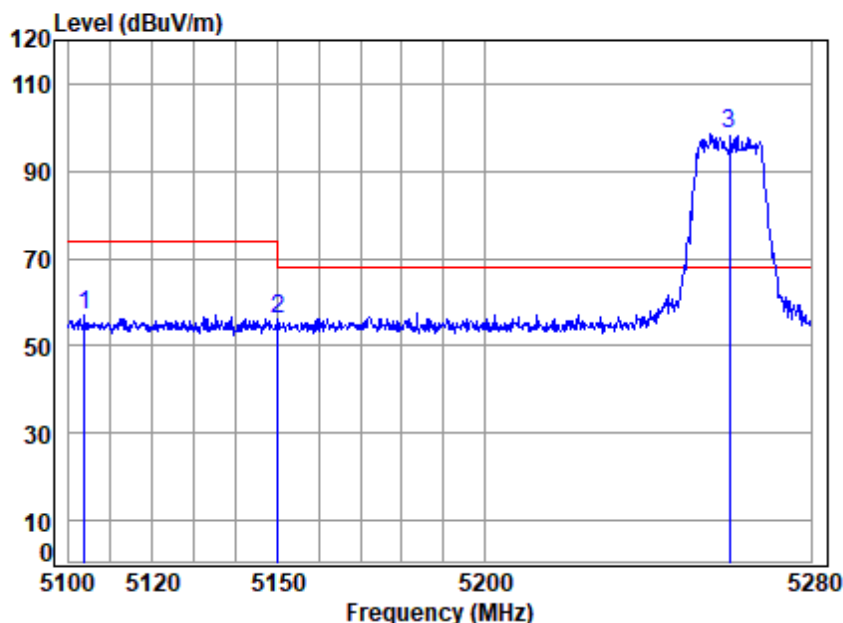
Site : chamber  
Condition: 3m HORIZONTAL  
Job No : 00644CR  
Mode : 5260 Band edge  
: 5G WIFI 11A

		Cable	Ant	Preamp	Read	Limit	Over	
Freq		Loss	Factor	Factor	Level	Level	Line	Limit Remark
	MHz	dB	dB/m	dB	dBuV	dBuV/m	dBuV/m	dB
1	5113.107	6.81	34.29	42.82	49.49	47.77	54.00	-6.23 Average
2	5149.980	6.81	34.32	42.79	49.36	47.70	54.00	-6.30 Average
3	5260.000	6.96	34.41	42.72	94.15	92.80	-----	----- Average





Mode:d; Polarization:Vertical; Modulation:802.11a; bandwidth:20MHz; Channel:Low

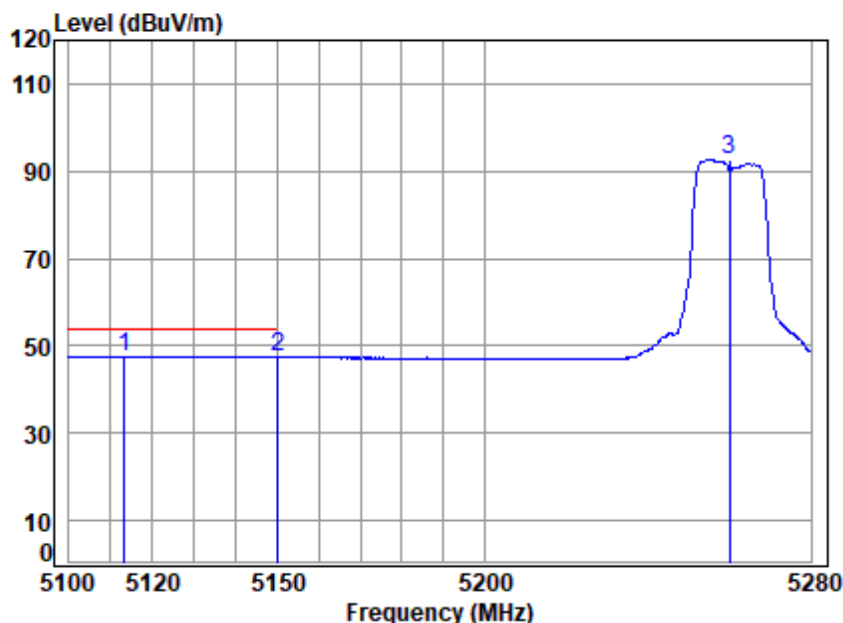


Site : chamber  
Condition: 3m VERTICAL  
Job No : 00644CR  
Mode : 5260 Band edge  
: 5G WIFI 11A

		Cable	Ant	Preamp	Read	Limit	Over	
Freq		Loss	Factor	Factor	Level	Level	Line	Limit Remark
	MHz	dB	dB/m	dB	dBuV	dBuV/m	dBuV/m	dB
1	5103.716	6.81	34.29	42.83	58.72	56.99	74.00	-17.01 Peak
2	5149.980	6.81	34.32	42.79	57.68	56.02	74.00	-17.98 Peak
3 *	5260.000	6.96	34.41	42.72	100.07	98.72	68.20	30.52 Peak



Mode:d; Polarization:Vertical; Modulation:802.11a; bandwidth:20MHz; Channel:Low

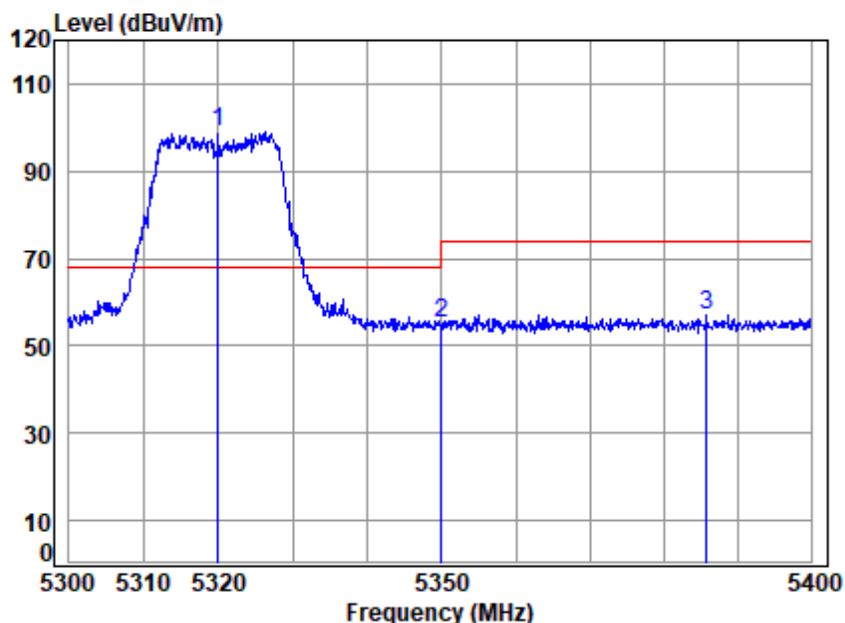


Site : chamber  
Condition: 3m VERTICAL  
Job No : 00644CR  
Mode : 5260 Band edge  
: 5G WIFI 11A

		Cable	Ant	Preamp	Read	Limit	Over	
Freq		Loss	Factor	Factor	Level	Level	Line	Limit Remark
	MHz	dB	dB/m	dB	dBuV	dBuV/m	dBuV/m	dB
1	5113.285	6.81	34.29	42.82	49.31	47.59	54.00	-6.41 Average
2	5149.980	6.81	34.32	42.79	49.02	47.36	54.00	-6.64 Average
3	5260.000	6.96	34.41	42.72	93.97	92.62	-----	----- Average



Mode:d; Polarization:Horizontal; Modulation:802.11a; bandwidth:20MHz; Channel:High



Site : chamber  
Condition: 3m HORIZONTAL  
Job No : 00644CR  
Mode : 5320 Band edge  
: 5G WIFI 11A

		Cable	Ant	Preamp	Read		Limit	Over	
Freq		Loss	Factor	Factor	Level	Level	Line	Limit	Remark
	MHz	dB	dB/m	dB	dBuV	dBuV/m	dBuV/m	dB	
1 *	5320.000	7.07	34.46	42.68	100.19	99.04	68.20	30.84	peak
2	5350.020	7.08	34.48	42.66	56.24	55.14	74.00	-18.86	peak
3	5385.887	7.09	34.51	42.63	58.27	57.24	74.00	-16.76	peak

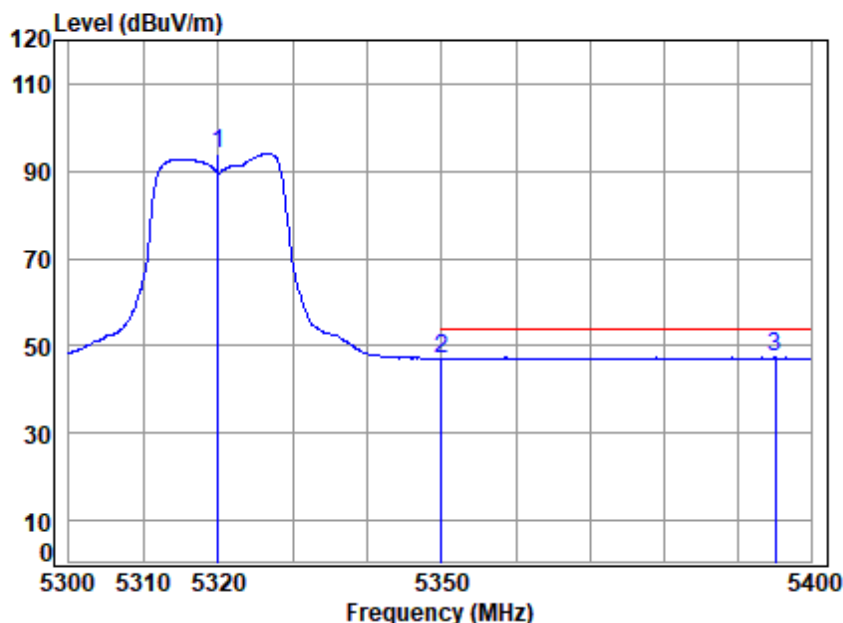


SGS-CSTC Standards Technical Services Co., Ltd.  
Shenzhen Branch

Unless otherwise agreed in writing, this document is issued by the Company subject to its General Conditions of Service printed overleaf, available on request or accessible at <http://www.sgs.com/en/Terms-and-Conditions.aspx> and, for electronic format documents, subject to Terms and Conditions for Electronic Documents at <http://www.sgs.com/en/Terms-and-Conditions/Terms-e-Documents.aspx>. Attention is drawn to the limitation of liability, indemnification and jurisdiction issues defined therein. Any holder of this document is advised that information contained hereon reflects the Company's findings at the time of its intervention only and within the limits of Client's instructions, if any. The Company's sole responsibility is to its Client and this document does not exonerate parties to a transaction from exercising all their rights and obligations under the transaction documents. This document cannot be reproduced except in full, without prior written approval of the Company. Any unauthorized alteration, forgery or falsification of the content or appearance of this document is unlawful and offenders may be prosecuted to the fullest extent of the law. Unless otherwise stated the results shown in this test report refer only to the sample(s) tested and such sample(s) are retained for 30 days only.  
Attention: To check the authenticity of testing / inspection report and certificate, please contact us at telephone: (86-755) 8307 1443, or email: [CN.Doccheck@sgs.com](mailto:CN.Doccheck@sgs.com)

No.1 Workshop, M-10, Middle Section, Science & Technology Park, Shenzhen, China 518057 t (86-755) 26012053 f (86-755) 26710594 www.sgs.com.cn  
中国·深圳·科技园中区M-10栋一号厂房 邮编: 518057 t (86-755) 26012053 f (86-755) 26710594 sgs.china@sgs.com

Mode:d; Polarization:Horizontal; Modulation:802.11a; bandwidth:20MHz; Channel:High



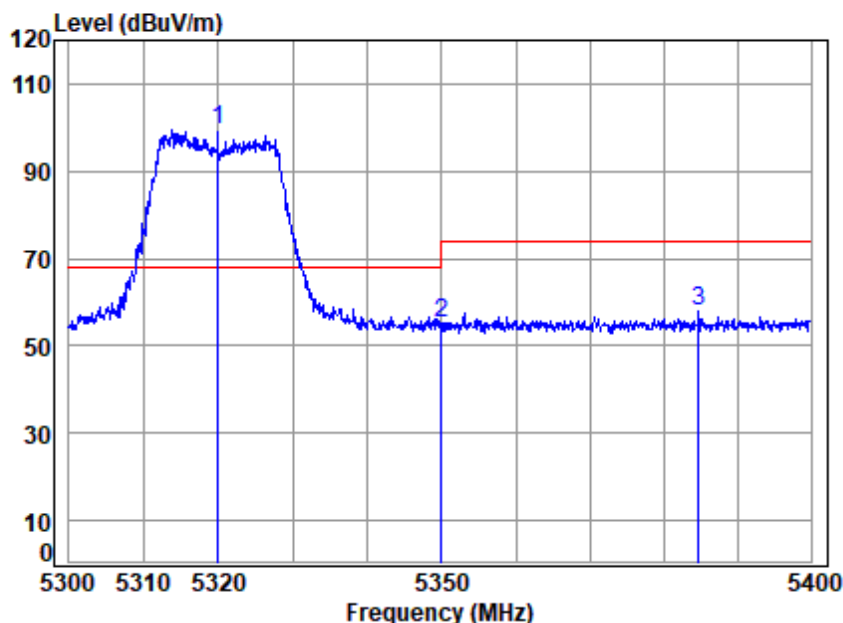
Site : chamber  
Condition: 3m HORIZONTAL  
Job No : 00644CR  
Mode : 5320 Band edge  
: 5G WIFI 11A

		Cable	Ant	Preamp	Read	Limit	Over	
	Freq	Loss	Factor	Factor	Level	Level	Line	Limit Remark
	MHz	dB	dB/m	dB	dBuV	dBuV/m	dBuV/m	dB
1	5320.000	7.07	34.46	42.68	95.12	93.97	-----	----- Average
2	5350.020	7.08	34.48	42.66	48.31	47.21	54.00	-6.79 Average
3	5395.157	7.09	34.52	42.62	48.43	47.42	54.00	-6.58 Average





Mode:d; Polarization:Vertical; Modulation:802.11a; bandwidth:20MHz; Channel:High



Site : chamber

Condition: 3m VERTICAL

Job No : 00644CR

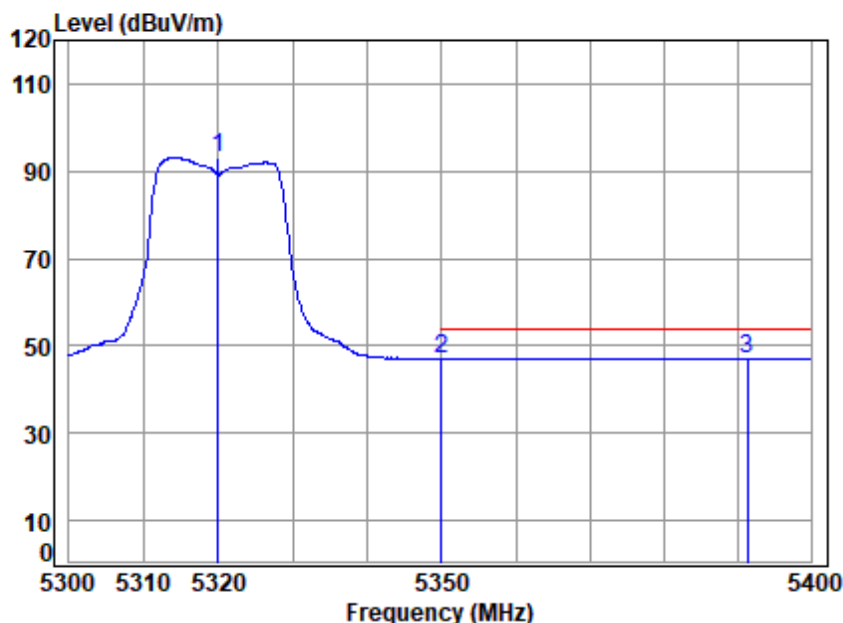
Mode : 5320 Band edge

: 5G WIFI 11A

		Cable	Ant	Preamp	Read	Limit	Over	
Freq		Loss	Factor	Factor	Level	Level	Line	Limit Remark
MHz		dB	dB/m	dB	dBuV	dBuV/m	dBuV/m	dB
1 *	5320.000	7.07	34.46	42.68	100.47	99.32	68.20	31.12 Peak
2	5350.020	7.08	34.48	42.66	56.50	55.40	74.00	-18.60 Peak
3	5384.780	7.09	34.51	42.63	58.75	57.72	74.00	-16.28 Peak



Mode:d; Polarization:Vertical; Modulation:802.11a; bandwidth:20MHz; Channel:High

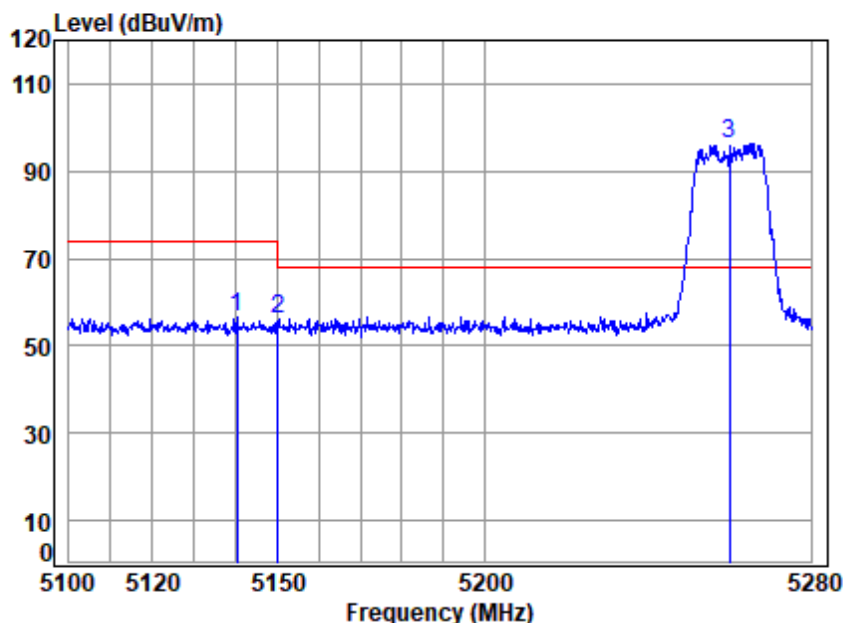


Site : chamber  
Condition: 3m VERTICAL  
Job No : 00644CR  
Mode : 5320 Band edge  
: 5G WIFI 11A

		Cable	Ant	Preamp	Read	Limit	Over	
	Freq	Loss	Factor	Factor	Level	Line	Limit	Remark
	MHz	dB	dB/m	dB	dBuV	dBuV/m	dBuV/m	dB
1	5320.000	7.07	34.46	42.68	94.20	93.05	-----	Average
2	5350.020	7.08	34.48	42.66	48.18	47.08	54.00	-6.92 Average
3	5391.326	7.09	34.52	42.63	48.21	47.19	54.00	-6.81 Average



Mode:d; Polarization:Horizontal; Modulation:802.11n; bandwidth:20MHz; Channel:Low

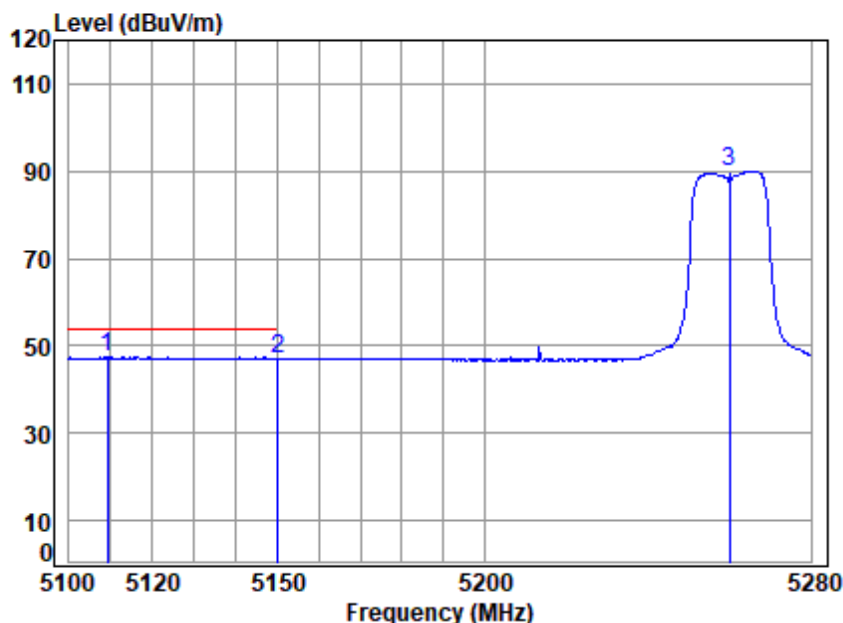


Site : chamber  
Condition: 3m HORIZONTAL  
Job No : 00644CR  
Mode : 5260 Band edge  
: 5G WIFI 11N20

		Cable	Ant	Preamp	Read	Limit	Over	
Freq		Loss	Factor	Factor	Level	Level	Line	Limit Remark
	MHz	dB	dB/m	dB	dBuV	dBuV/m	dBuV/m	dB
1	5140.136	6.81	34.32	42.80	58.28	56.61	74.00	-17.39 peak
2	5149.980	6.81	34.32	42.79	57.60	55.94	74.00	-18.06 peak
3 *	5260.000	6.96	34.41	42.72	97.82	96.47	68.20	28.27 peak



Mode:d; Polarization:Horizontal; Modulation:802.11n; bandwidth:20MHz; Channel:Low



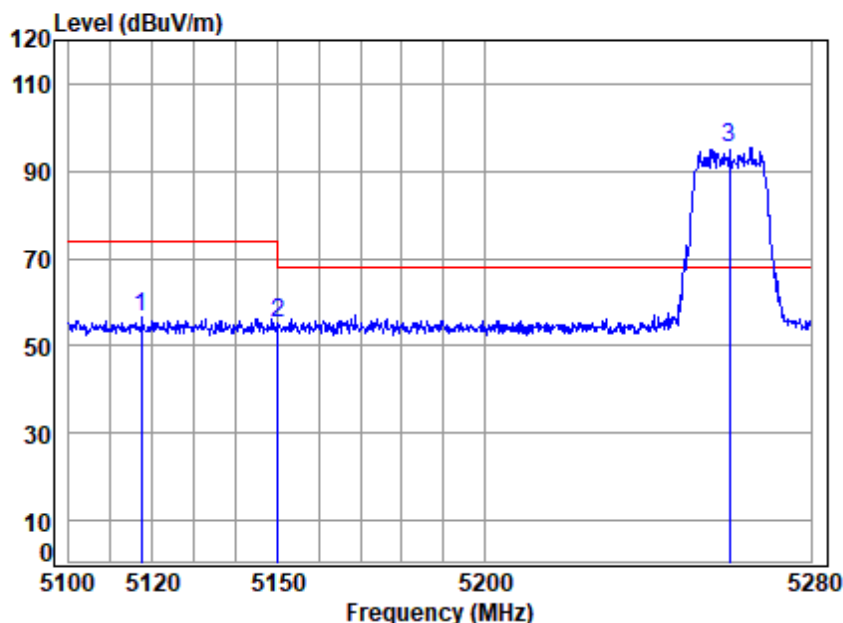
Site : chamber  
Condition: 3m HORIZONTAL  
Job No : 00644CR  
Mode : 5260 Band edge  
: 5G WIFI 11N20

		Cable	Ant	Preamp	Read	Limit	Over	
Freq		Loss	Factor	Factor	Level	Level	Line	Limit Remark
	MHz	dB	dB/m	dB	dBuV	dBuV/m	dBuV/m	dB
1	5109.207	6.81	34.29	42.82	49.02	47.30	54.00	-6.70 Average
2	5149.980	6.81	34.32	42.79	48.79	47.13	54.00	-6.87 Average
3	5260.000	6.96	34.41	42.72	91.36	90.01	-----	----- Average





Mode:d; Polarization:Vertical; Modulation:802.11n; bandwidth:20MHz; Channel:Low



Site : chamber

Condition: 3m VERTICAL

Job No : 00644CR

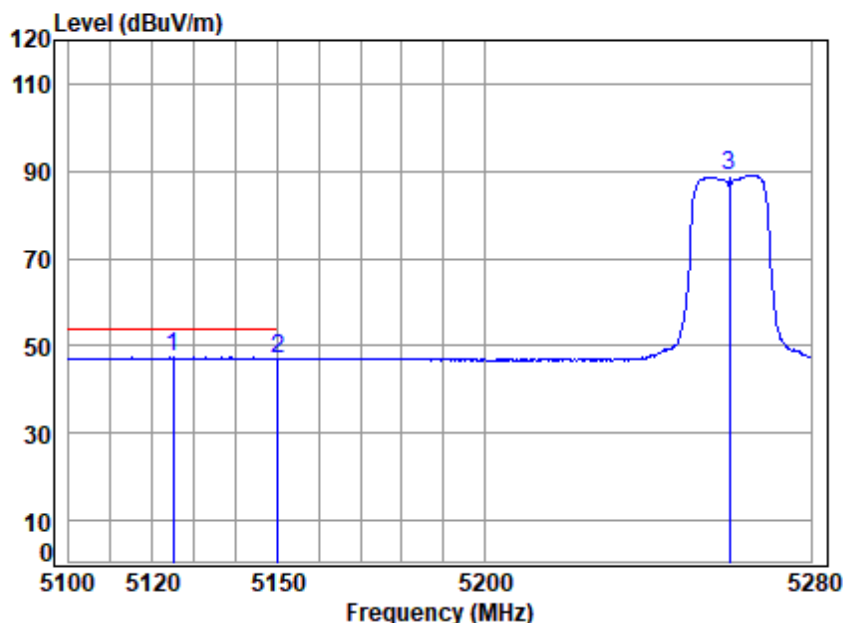
Mode : 5260 Band edge

: 5G WIFI 11N20

		Cable	Ant	Preamp	Read	Limit	Over	
Freq		Loss	Factor	Factor	Level	Level	Line	Limit Remark
	MHz	dB	dB/m	dB	dBuV	dBuV/m	dBuV/m	dB
1	5117.365	6.81	34.30	42.82	58.24	56.53	74.00	-17.47 Peak
2	5149.980	6.81	34.32	42.79	56.75	55.09	74.00	-18.91 Peak
3 *	5260.000	6.96	34.41	42.72	96.83	95.48	68.20	27.28 Peak



Mode:d; Polarization:Vertical; Modulation:802.11n; bandwidth:20MHz; Channel:Low

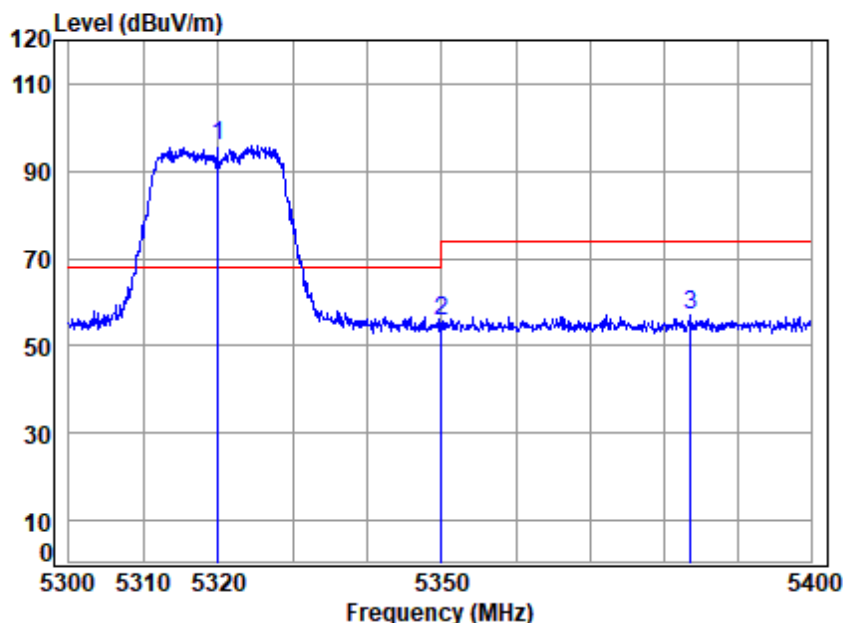


Site : chamber  
Condition: 3m VERTICAL  
Job No : 00644CR  
Mode : 5260 Band edge  
: 5G WIFI 11N20

		Cable	Ant	Preamp	Read		Limit	Over	
Freq		Loss	Factor	Factor	Level	Level	Line	Limit	Remark
	MHz	dB	dB/m	dB	dBuV	dBuV/m	dBuV/m	dB	
1	5124.826	6.81	34.30	42.81	49.00	47.30	54.00	-6.70	Average
2	5149.980	6.81	34.32	42.79	48.82	47.16	54.00	-6.84	Average
3	5260.000	6.96	34.41	42.72	90.37	89.02	-----	-----	Average



Mode:d; Polarization:Horizontal; Modulation:802.11n; bandwidth:20MHz; Channel:High



Site : chamber

Condition: 3m HORIZONTAL

Job No : 00644CR

Mode : 5320 Band edge

: 5G WIFI 11N20

		Cable	Ant	Preamp	Read	Limit	Over	
Freq		Loss	Factor	Factor	Level	Level	Line	Limit Remark
MHz		dB	dB/m	dB	dBuV	dBuV/m	dBuV/m	dB
1 *	5320.000	7.07	34.46	42.68	96.95	95.80	68.20	27.60 peak
2	5350.020	7.08	34.48	42.66	56.65	55.55	74.00	-18.45 peak
3	5383.673	7.09	34.51	42.63	57.93	56.90	74.00	-17.10 peak

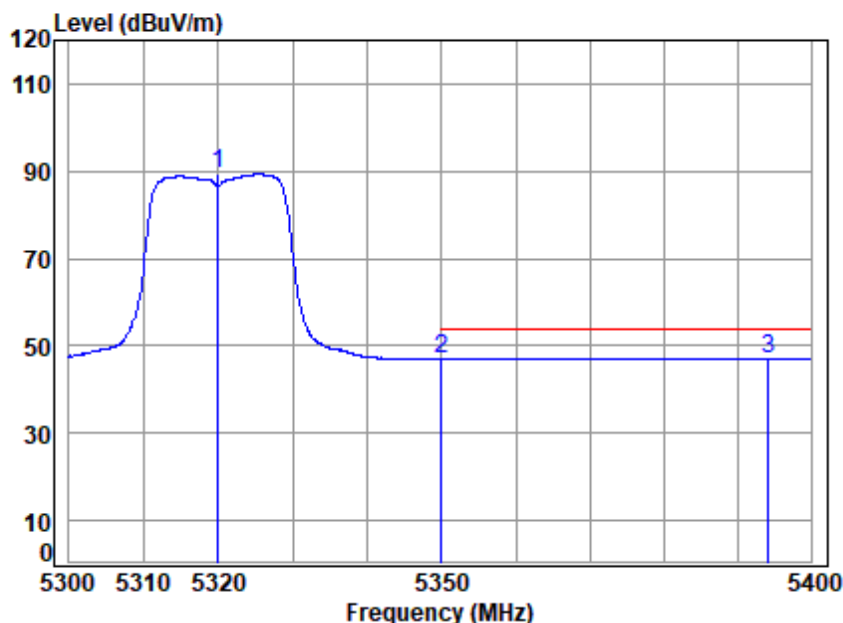


SGS-CSTC Standards Technical Services Co., Ltd.  
Shenzhen Branch

Unless otherwise agreed in writing, this document is issued by the Company subject to its General Conditions of Service printed overleaf, available on request or accessible at <http://www.sgs.com/en/Terms-and-Conditions.aspx> and, for electronic format documents, subject to Terms and Conditions for Electronic Documents at <http://www.sgs.com/en/Terms-and-Conditions/Terms-e-Documents.aspx>. Attention is drawn to the limitation of liability, indemnification and jurisdiction issues defined therein. Any holder of this document is advised that information contained hereon reflects the Company's findings at the time of its intervention only and within the limits of Client's instructions, if any. The Company's sole responsibility is to its Client and this document does not exonerate parties to a transaction from exercising all their rights and obligations under the transaction documents. This document cannot be reproduced except in full, without prior written approval of the Company. Any unauthorized alteration, forgery or falsification of the content or appearance of this document is unlawful and offenders may be prosecuted to the fullest extent of the law. Unless otherwise stated the results shown in this test report refer only to the sample(s) tested and such sample(s) are retained for 30 days only.  
Attention: To check the authenticity of testing / inspection report & certificate, please contact us at telephone: (86-755) 8307 1443, or email: [CN.Doccheck@sgs.com](mailto:CN.Doccheck@sgs.com)

No.1 Workshop, M-10, Middle Section, Science & Technology Park, Shenzhen, China 518057 t (86-755) 26012053 f (86-755) 26710594 www.sgs.com.cn  
中国·深圳·科技园中区M-10栋一号厂房 邮编: 518057 t (86-755) 26012053 f (86-755) 26710594 sgs.china@sgs.com

Mode:d; Polarization:Horizontal; Modulation:802.11n; bandwidth:20MHz; Channel:High



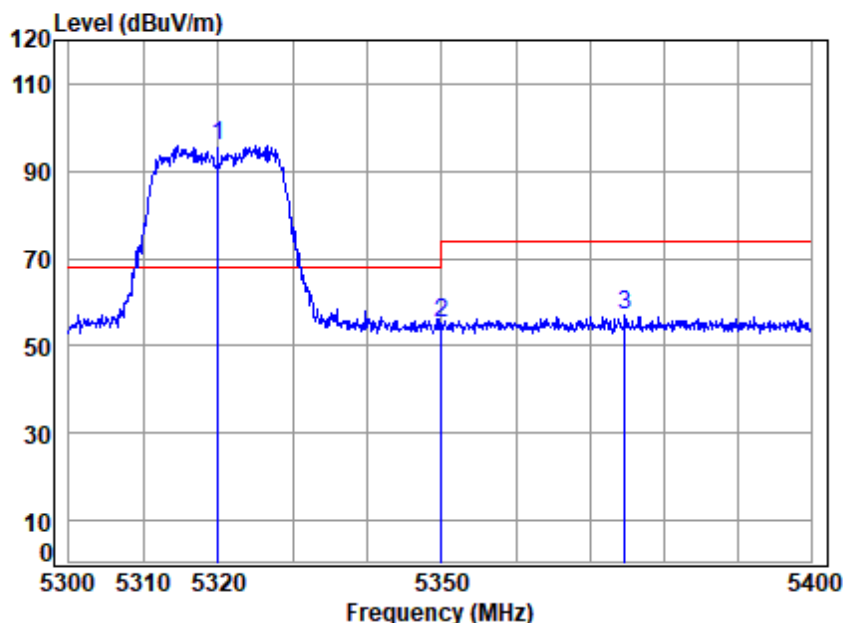
Site : chamber  
Condition: 3m HORIZONTAL  
Job No : 00644CR  
Mode : 5320 Band edge  
: 5G WIFI 11N20

		Cable	Ant	Preamp	Read	Limit	Over	
	Freq	Loss	Factor	Factor	Level	Level	Line	Limit Remark
	MHz	dB	dB/m	dB	dBuV	dBuV/m	dBuV/m	dB
1	5320.000	7.07	34.46	42.68	90.44	89.29	-----	----- Average
2	5350.020	7.08	34.48	42.66	48.04	46.94	54.00	-7.06 Average
3	5394.250	7.09	34.52	42.63	48.13	47.11	54.00	-6.89 Average





Mode:d; Polarization:Vertical; Modulation:802.11n; bandwidth:20MHz; Channel:High



Site : chamber

Condition: 3m VERTICAL

Job No : 00644CR

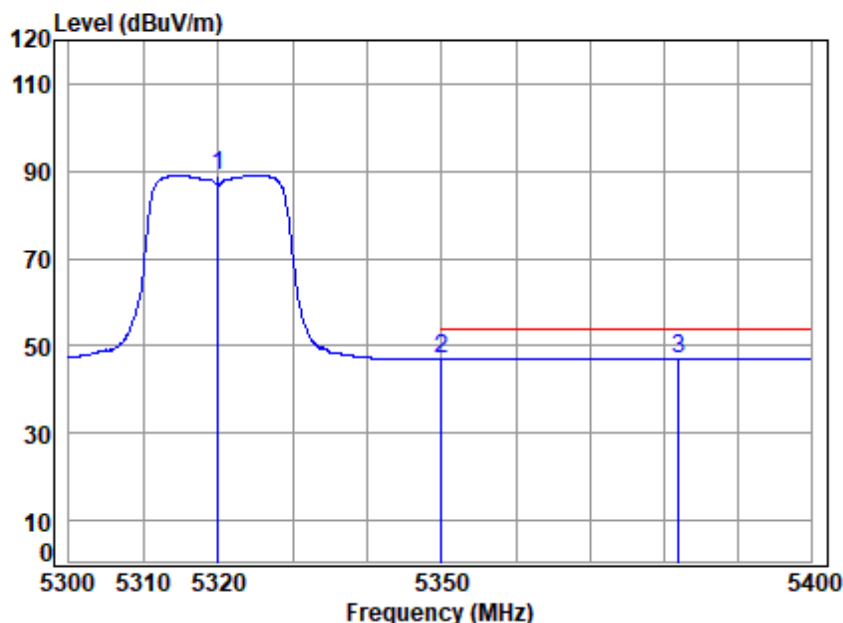
Mode : 5320 Band edge

: 5G WIFI 11N20

		Cable	Ant	Preamp	Read	Limit	Over	
Freq		Loss	Factor	Factor	Level	Level	Line	Limit Remark
MHz		dB	dB/m	dB	dBuV	dBuV/m	dBuV/m	dB
1 *	5320.000	7.07	34.46	42.68	96.95	95.80	68.20	27.60 Peak
2	5350.020	7.08	34.48	42.66	56.39	55.29	74.00	-18.71 Peak
3	5374.724	7.08	34.50	42.64	58.00	56.94	74.00	-17.06 Peak



Mode:d; Polarization:Vertical; Modulation:802.11n; bandwidth:20MHz; Channel:High

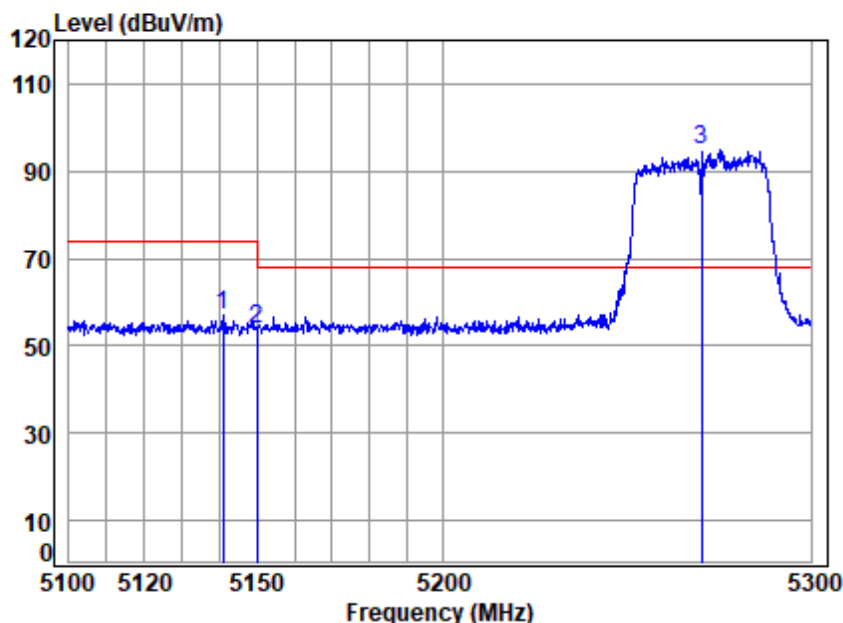


Site : chamber  
Condition: 3m VERTICAL  
Job No : 00644CR  
Mode : 5320 Band edge  
: 5G WIFI 11N20

		Cable	Ant	Preamp	Read	Limit	Over	
Freq		Loss	Factor	Factor	Level	Line	Limit	Remark
	MHz	dB	dB/m	dB	dBuV	dBuV/m	dBuV/m	dB
1	5320.000	7.07	34.46	42.68	90.30	89.15	-----	Average
2	5350.020	7.08	34.48	42.66	48.01	46.91	54.00	-7.09 Average
3	5382.063	7.08	34.51	42.63	48.13	47.09	54.00	-6.91 Average



Mode:d; Polarization:Horizontal; Modulation:802.11n; bandwidth:40MHz; Channel:Low

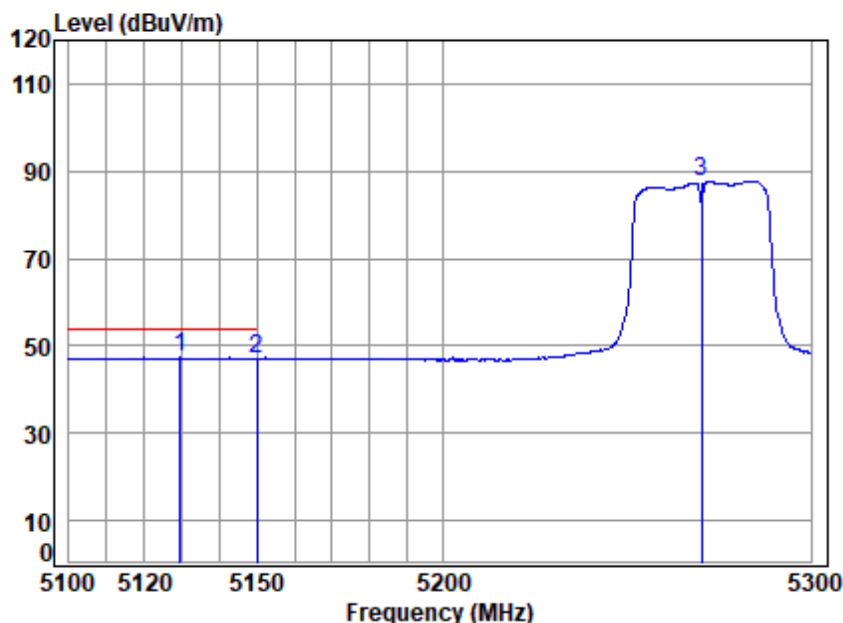


Site : chamber  
Condition: 3m HORIZONTAL  
Job No : 00644CR  
Mode : 5270 Band edge  
: 5G WIFI 11N40

		Cable	Ant	Preamp	Read	Limit	Over	
Freq		Loss	Factor	Factor	Level	Level	Line	Limit Remark
	MHz	dB	dB/m	dB	dBuV	dBuV/m	dBuV/m	dB
1	5140.969	6.81	34.32	42.80	58.92	57.25	74.00	-16.75 peak
2	5149.980	6.81	34.32	42.79	55.40	53.74	74.00	-20.26 peak
3 *	5270.000	6.99	34.42	42.71	95.99	94.69	68.20	26.49 peak



Mode:d; Polarization:Horizontal; Modulation:802.11n; bandwidth:40MHz; Channel:Low



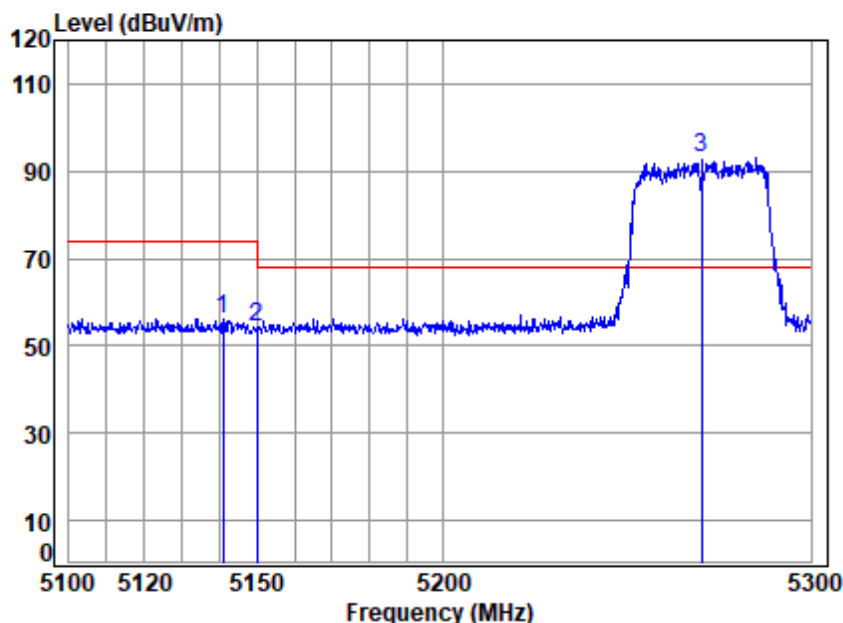
Site : chamber  
Condition: 3m HORIZONTAL  
Job No : 00644CR  
Mode : 5270 Band edge  
: 5G WIFI 11N40

		Cable	Ant	Preamp	Read	Limit	Over	
Freq		Loss	Factor	Factor	Level	Level	Line	Limit Remark
	MHz	dB	dB/m	dB	dBuV	dBuV/m	dBuV/m	dB
1	5129.512	6.81	34.31	42.81	48.94	47.25	54.00	-6.75 Average
2	5149.980	6.81	34.32	42.79	48.73	47.07	54.00	-6.93 Average
3	5270.000	6.99	34.42	42.71	89.02	87.72	-----	----- Average





Mode:d; Polarization:Vertical; Modulation:802.11n; bandwidth:40MHz; Channel:Low



Site : chamber

Condition: 3m VERTICAL

Job No : 00644CR

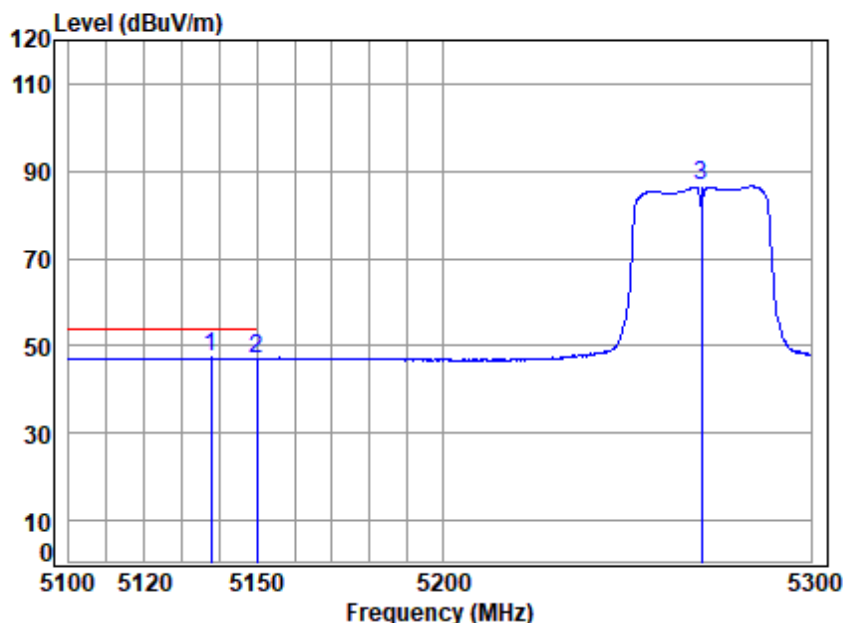
Mode : 5270 Band edge

: 5G WIFI 11N40

		Cable	Ant	Preamp	Read	Limit	Over	
Freq		Loss	Factor	Factor	Level	Level	Line	Limit Remark
	MHz	dB	dB/m	dB	dBuV	dBuV/m	dBuV/m	dB
1	5140.969	6.81	34.32	42.80	57.93	56.26	74.00	-17.74 Peak
2	5149.980	6.81	34.32	42.79	56.17	54.51	74.00	-19.49 Peak
3 *	5270.000	6.99	34.42	42.71	94.16	92.86	68.20	24.66 Peak



Mode:d; Polarization:Vertical; Modulation:802.11n; bandwidth:40MHz; Channel:Low

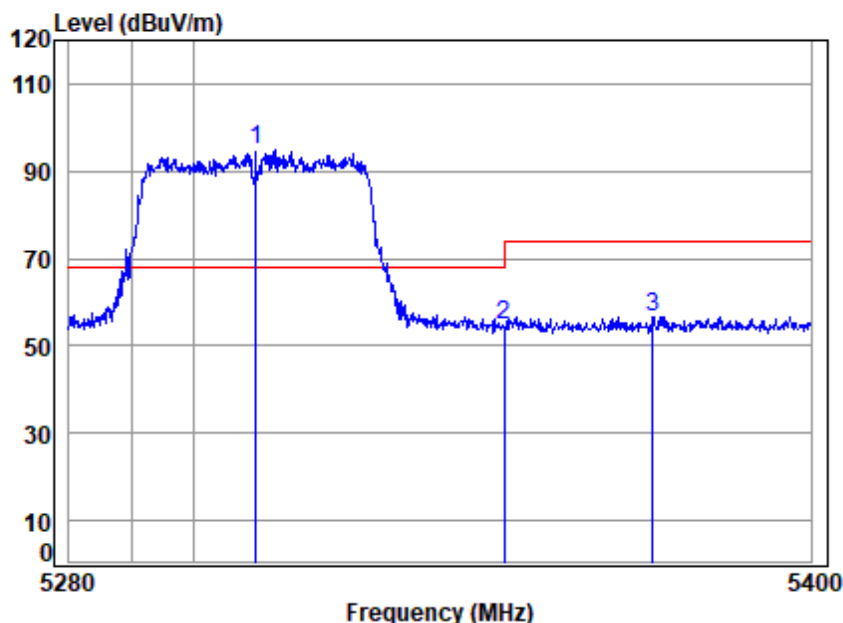


Site : chamber  
Condition: 3m VERTICAL  
Job No : 00644CR  
Mode : 5270 Band edge  
: 5G WIFI 11N40

		Cable	Ant	Preamp	Read	Limit	Over	
Freq		Loss	Factor	Factor	Level	Level	Line	Limit Remark
	MHz	dB	dB/m	dB	dBuV	dBuV/m	dBuV/m	dB
1	5137.608	6.81	34.31	42.80	48.91	47.23	54.00	-6.77 Average
2	5149.980	6.81	34.32	42.79	48.75	47.09	54.00	-6.91 Average
3	5270.000	6.99	34.42	42.71	87.82	86.52	-----	----- Average



Mode:d; Polarization:Horizontal; Modulation:802.11n; bandwidth:40MHz; Channel:High



Site : chamber  
Condition: 3m HORIZONTAL  
Job No : 00644CR  
Mode : 5310 Band edge  
: 5G WIFI 11N40

		Cable	Ant	Preamp	Read	Limit	Over	
Freq		Loss	Factor	Factor	Level	Level	Line	Limit Remark
MHz		dB	dB/m	dB	dBuV	dBuV/m	dBuV/m	dB
1 *	5310.000	7.06	34.45	42.68	95.92	94.75	68.20	26.55 peak
2	5350.020	7.08	34.48	42.66	55.68	54.58	74.00	-19.42 peak
3	5374.213	7.08	34.50	42.64	57.79	56.73	74.00	-17.27 peak

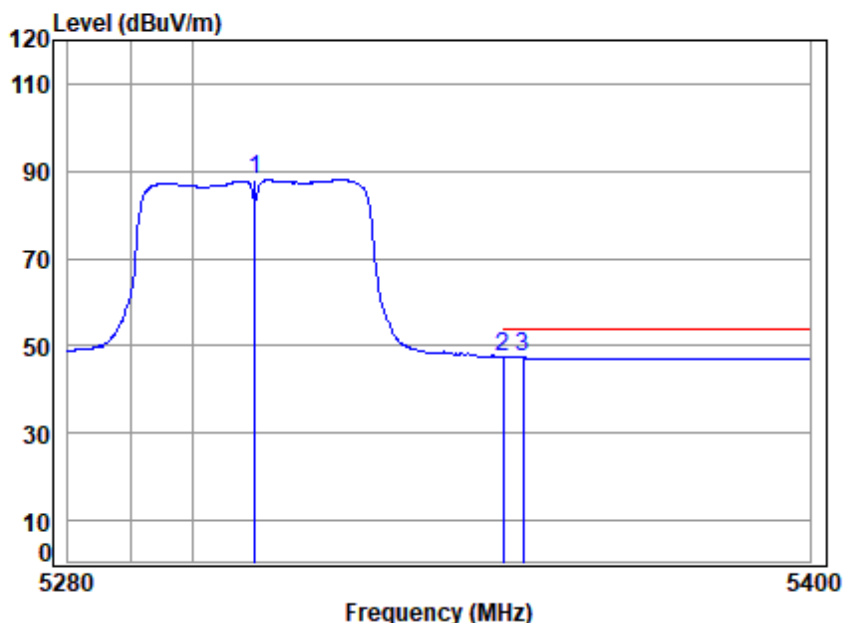


Unless otherwise agreed in writing, this document is issued by the Company subject to its General Conditions of Service printed overleaf, available on request or accessible at <http://www.sgs.com/en/Terms-and-Conditions.aspx> and, for electronic format documents, subject to Terms and Conditions for Electronic Documents at <http://www.sgs.com/en/Terms-and-Conditions/Terms-e-Documents.aspx>. Attention is drawn to the limitation of liability, indemnification and jurisdiction issues defined therein. Any holder of this document is advised that information contained hereon reflects the Company's findings at the time of its intervention only and within the limits of Client's instructions, if any. The Company's sole responsibility is to its Client and this document does not exonerate parties to a transaction from exercising all their rights and obligations under the transaction documents. This document cannot be reproduced except in full, without prior written approval of the Company. Any unauthorized alteration, forgery or falsification of the content or appearance of this document is unlawful and offenders may be prosecuted to the fullest extent of the law. Unless otherwise stated the results shown in this test report refer only to the sample(s) tested and such sample(s) are retained for 30 days only.  
Attention: To check the authenticity of testing / inspection report and certificate, please contact us at telephone: (86-755) 8307 1443, or email: [CN.Doccheck@sgs.com](mailto:CN.Doccheck@sgs.com)

SGS-CSTC Standards Technical Services Co., Ltd.  
Shenzhen Branch

No.1 Workshop, M-10, Middle Section, Science & Technology Park, Shenzhen, China 518057 t (86-755) 26012053 f (86-755) 26710594 www.sgs.com.cn  
中国·深圳·科技园中区M-10栋一号厂房 邮编: 518057 t (86-755) 26012053 f (86-755) 26710594 sgs.china@sgs.com

Mode:d; Polarization:Horizontal; Modulation:802.11n; bandwidth:40MHz; Channel:High



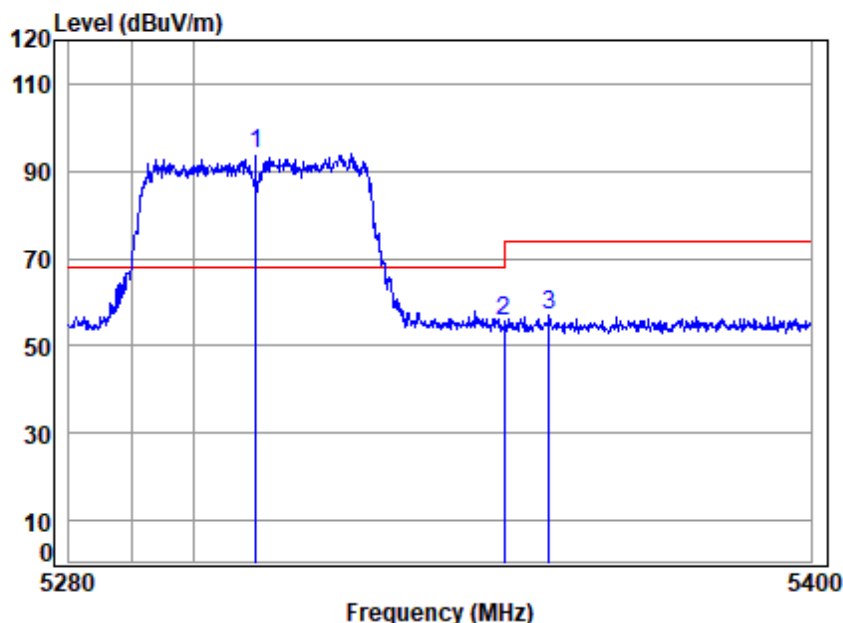
Site : chamber  
Condition: 3m HORIZONTAL  
Job No : 00644CR  
Mode : 5310 Band edge  
: 5G WIFI 11N40

		Cable	Ant	Preamp	Read	Limit	Over	
Freq		Loss	Factor	Factor	Level	Level	Line	Limit Remark
	MHz	dB	dB/m	dB	dBuV	dBuV/m	dBuV/m	dB
1	5310.000	7.06	34.45	42.68	89.20	88.03	-----	----- Average
2	5350.020	7.08	34.48	42.66	48.54	47.44	54.00	-6.56 Average
3	5353.360	7.08	34.49	42.65	48.58	47.50	54.00	-6.50 Average





Mode:d; Polarization:Vertical; Modulation:802.11n; bandwidth:40MHz; Channel:High



Site : chamber

Condition: 3m VERTICAL

Job No : 00644CR

Mode : 5310 Band edge

: 5G WIFI 11N40

		Cable	Ant	Preamp	Read	Limit	Over	
Freq		Loss	Factor	Factor	Level	Level	Line	Limit Remark
MHz		dB	dB/m	dB	dBuV	dBuV/m	dBuV/m	dB
1 *	5310.000	7.06	34.45	42.68	95.11	93.94	68.20	25.74 Peak
2	5350.020	7.08	34.48	42.66	56.56	55.46	74.00	-18.54 Peak
3	5357.332	7.08	34.49	42.65	58.14	57.06	74.00	-16.94 Peak

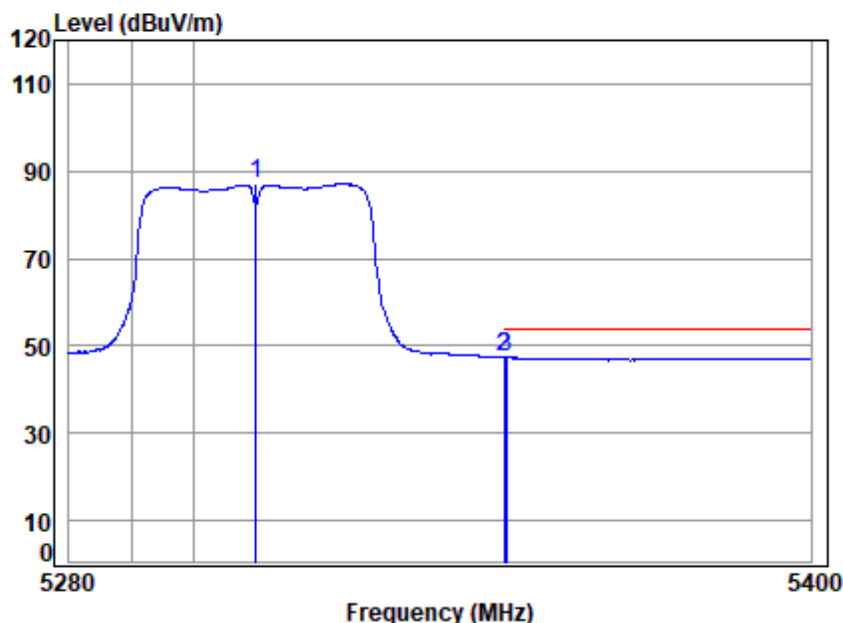


SGS-CSTC Standards Technical Services Co., Ltd.  
Shenzhen Branch (China) EMC Laboratory

Unless otherwise agreed in writing, this document is issued by the Company subject to its General Conditions of Service printed overleaf, available on request or accessible at <http://www.sgs.com/en/Terms-and-Conditions.aspx> and, for electronic format documents, subject to Terms and Conditions for Electronic Documents at <http://www.sgs.com/en/Terms-and-Conditions/Terms-e-Documents.aspx>. Attention is drawn to the limitation of liability, indemnification and jurisdiction issues defined therein. Any holder of this document is advised that information contained hereon reflects the Company's findings at the time of its intervention only and within the limits of Client's instructions, if any. The Company's sole responsibility is to its Client and this document does not exonerate parties to a transaction from exercising all their rights and obligations under the transaction documents. This document cannot be reproduced except in full, without prior written approval of the Company. Any unauthorized alteration, forgery or falsification of the content or appearance of this document is unlawful and offenders may be prosecuted to the fullest extent of the law. Unless otherwise stated the results shown in this test report refer only to the sample(s) tested and such sample(s) are retained for 30 days only.  
Attention: To check the authenticity of testing / inspection report & certificate, please contact us at telephone: (86-755) 8307 1443, or email: [CN.Doccheck@sgs.com](mailto:CN.Doccheck@sgs.com)

No.1 Workshop, M-10, Middle Section, Science & Technology Park, Shenzhen, China 518057 t (86-755) 26012053 f (86-755) 26710594 www.sgsgroup.com.cn  
中国·深圳·科技园中区M-10栋一号厂房 邮编: 518057 t (86-755) 26012053 f (86-755) 26710594 sgs.china@sgs.com

Mode:d; Polarization:Vertical; Modulation:802.11n; bandwidth:40MHz; Channel:High

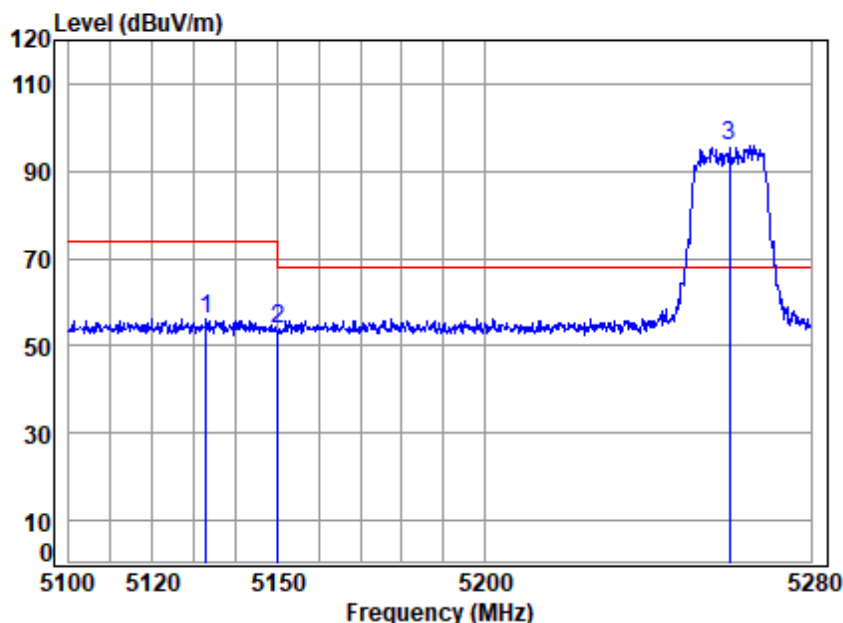


Site : chamber  
Condition: 3m VERTICAL  
Job No : 00644CR  
Mode : 5310 Band edge  
: 5G WIFI 11N40

		Cable	Ant	Preamp	Read	Limit	Over	
	Freq	Loss	Factor	Factor	Level	Level	Line	Limit Remark
	MHz	dB	dB/m	dB	dBuV	dBuV/m	dBuV/m	dB
1	5310.000	7.06	34.45	42.68	88.29	87.12	-----	----- Average
2	5350.020	7.08	34.48	42.66	48.56	47.46	54.00	-6.54 Average
3	5350.474	7.08	34.48	42.65	48.46	47.37	54.00	-6.63 Average



Mode:d; Polarization:Horizontal; Modulation:802.11ac; bandwidth:20MHz; Channel:Low

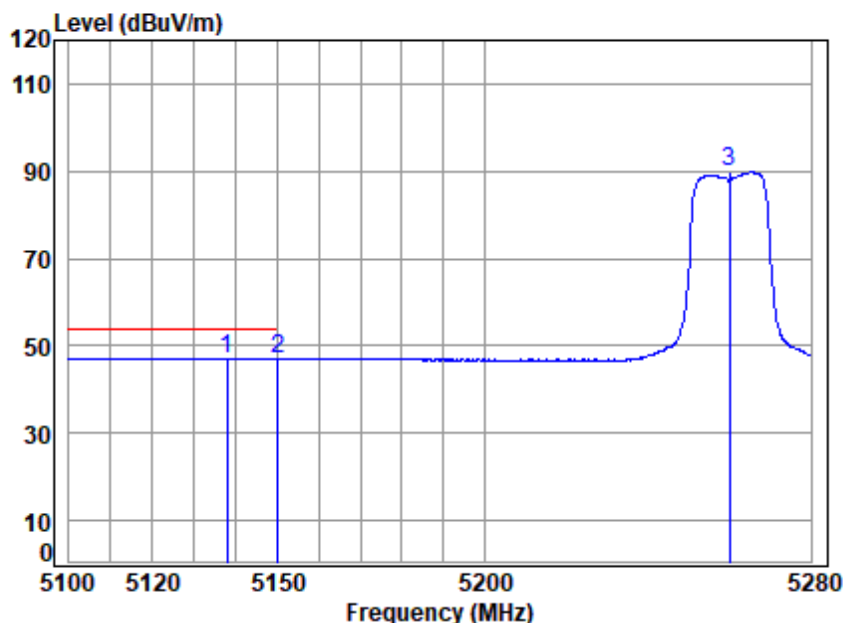


Site : chamber  
Condition: 3m HORIZONTAL  
Job No : 00644CR  
Mode : 5260 Band edge  
: 5G WIFI 11AC20

		Cable	Ant	Preamp	Read		Limit	Over	
Freq		Loss	Factor	Factor	Level	Level	Line	Limit	Remark
	MHz	dB	dB/m	dB	dBuV	dBuV/m	dBuV/m	dB	
1	5132.831	6.81	34.31	42.81	57.80	56.11	74.00	-17.89	peak
2	5149.980	6.81	34.32	42.79	55.56	53.90	74.00	-20.10	peak
3 *	5260.000	6.96	34.41	42.72	96.98	95.63	68.20	27.43	peak



Mode:d; Polarization:Horizontal; Modulation:802.11ac; bandwidth:20MHz; Channel:Low



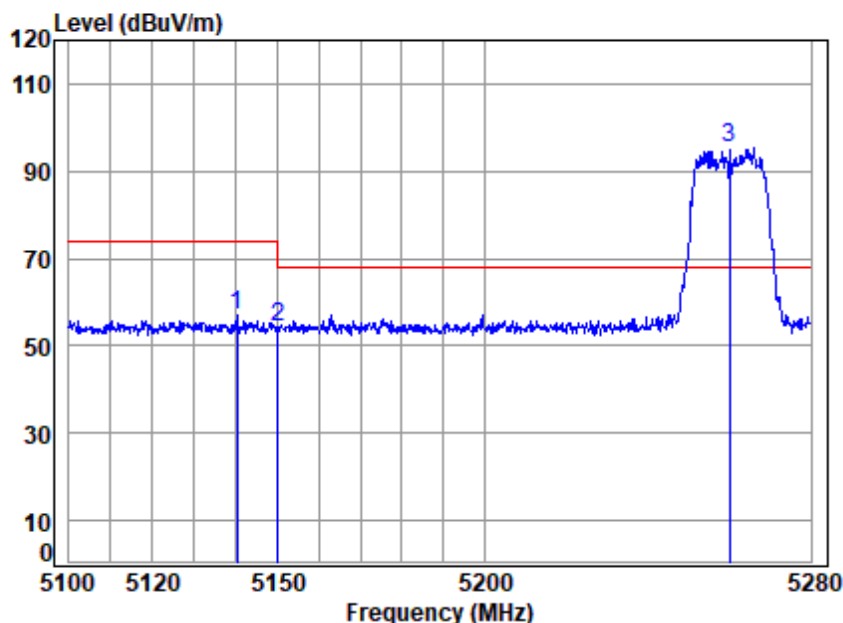
Site : chamber  
Condition: 3m HORIZONTAL  
Job No : 00644CR  
Mode : 5260 Band edge  
: 5G WIFI 11AC20

		Cable	Ant	Preamp	Read	Limit	Over	
Freq		Loss	Factor	Factor	Level	Level	Line	Limit Remark
	MHz	dB	dB/m	dB	dBuV	dBuV/m	dBuV/m	dB
1	5137.818	6.81	34.31	42.80	48.90	47.22	54.00	-6.78 Average
2	5149.980	6.81	34.32	42.79	48.73	47.07	54.00	-6.93 Average
3	5260.000	6.96	34.41	42.72	91.06	89.71	-----	----- Average





Mode:d; Polarization:Vertical; Modulation:802.11ac; bandwidth:20MHz; Channel:Low

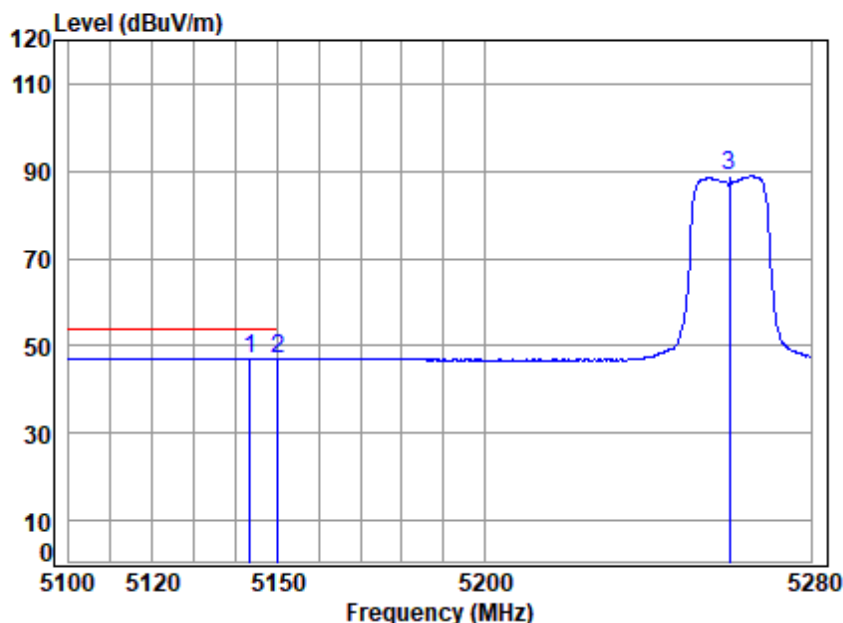


Site : chamber  
Condition: 3m VERTICAL  
Job No : 00644CR  
Mode : 5260 Band edge  
: 5G WIFI 11AC20

		Cable	Ant	Preamp	Read	Limit	Over	
Freq		Loss	Factor	Factor	Level	Line	Limit	Remark
	MHz	dB	dB/m	dB	dBuV	dBuV/m	dBuV/m	dB
1	5140.314	6.81	34.32	42.80	58.69	57.02	74.00	-16.98 Peak
2	5149.980	6.81	34.32	42.79	55.98	54.32	74.00	-19.68 Peak
3 *	5260.000	6.96	34.41	42.72	96.56	95.21	68.20	27.01 Peak



Mode:d; Polarization:Vertical; Modulation:802.11ac; bandwidth:20MHz; Channel:Low

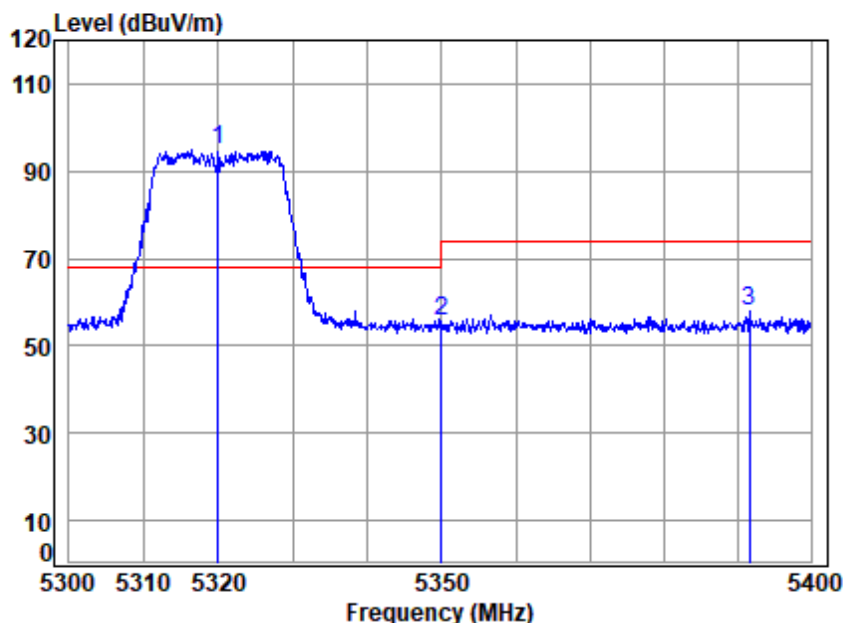


Site : chamber  
Condition: 3m VERTICAL  
Job No : 00644CR  
Mode : 5260 Band edge  
: 5G WIFI 11AC20

		Cable	Ant	Preamp	Read	Limit	Over	
Freq		Loss	Factor	Factor	Level	Level	Line	Limit Remark
	MHz	dB	dB/m	dB	dBuV	dBuV/m	dBuV/m	dB
1	5143.346	6.81	34.32	42.80	48.85	47.18	54.00	-6.82 Average
2	5149.980	6.81	34.32	42.79	48.72	47.06	54.00	-6.94 Average
3	5260.000	6.96	34.41	42.72	90.15	88.80	-----	----- Average



Mode:d; Polarization:Horizontal; Modulation:802.11ac; bandwidth:20MHz; Channel:High

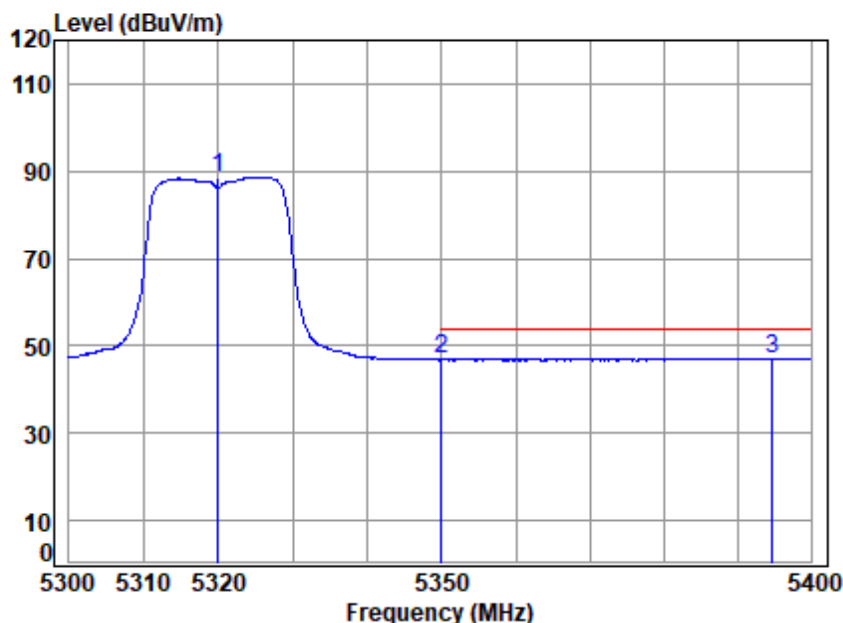


Site : chamber  
Condition: 3m HORIZONTAL  
Job No : 00644CR  
Mode : 5320 Band edge  
: 5G WIFI 11AC20

		Cable	Ant	Preamp	Read	Limit	Over	
Freq		Loss	Factor	Factor	Level	Line	Limit	Remark
	MHz	dB	dB/m	dB	dBuV	dBuV/m	dBuV/m	dB
1 *	5320.000	7.07	34.46	42.68	95.98	94.83	68.20	26.63 peak
2	5350.020	7.08	34.48	42.66	56.77	55.67	74.00	-18.33 peak
3	5391.629	7.09	34.52	42.63	59.00	57.98	74.00	-16.02 peak



Mode:d; Polarization:Horizontal; Modulation:802.11ac; bandwidth:20MHz; Channel:High



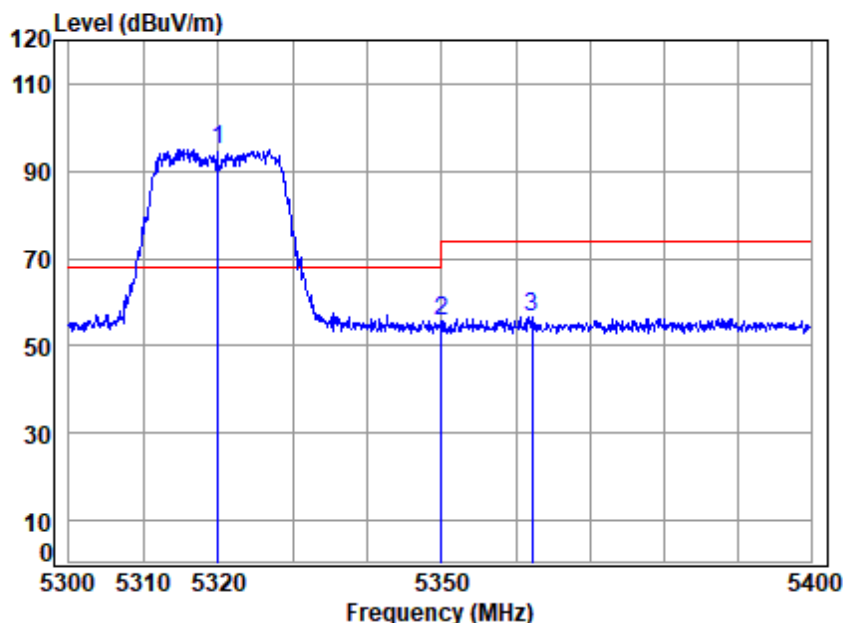
Site : chamber  
Condition: 3m HORIZONTAL  
Job No : 00644CR  
Mode : 5320 Band edge  
: 5G WIFI 11AC20

		Cable	Ant	Preamp	Read	Limit	Over	
	Freq	Loss	Factor	Factor	Level	Level	Line	Limit Remark
	MHz	dB	dB/m	dB	dBuV	dBuV/m	dBuV/m	dB
1	5320.000	7.07	34.46	42.68	89.88	88.73	-----	----- Average
2	5350.020	7.08	34.48	42.66	47.95	46.85	54.00	-7.15 Average
3	5394.754	7.09	34.52	42.63	48.08	47.06	54.00	-6.94 Average





Mode:d; Polarization:Vertical; Modulation:802.11ac; bandwidth:20MHz; Channel:High

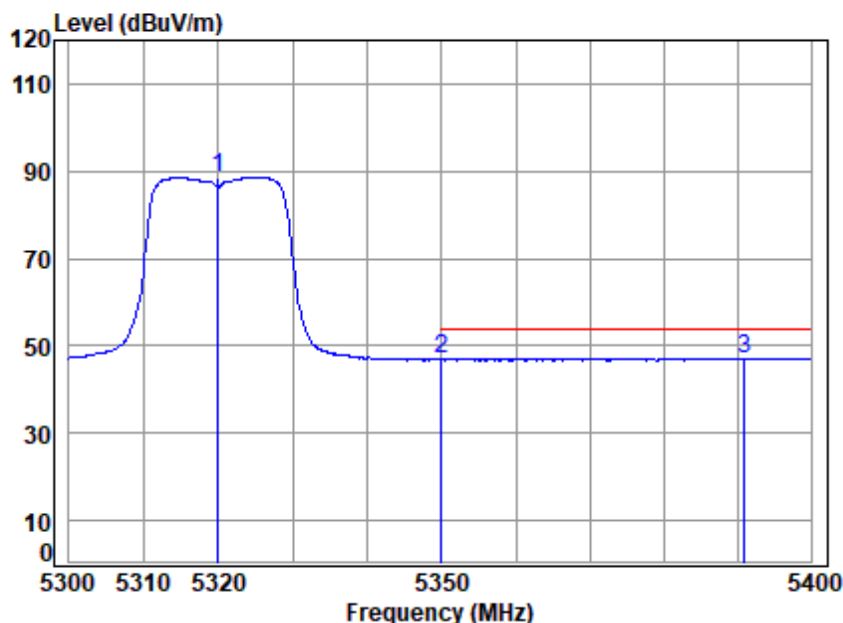


Site : chamber  
Condition: 3m VERTICAL  
Job No : 00644CR  
Mode : 5320 Band edge  
: 5G WIFI 11AC20

		Cable	Ant	Preamp	Read	Limit	Over	
Freq		Loss	Factor	Factor	Level	Level	Line	Limit Remark
	MHz	dB	dB/m	dB	dBuV	dBuV/m	dBuV/m	dB
1 *	5320.000	7.07	34.46	42.68	96.08	94.93	68.20	26.73 Peak
2	5350.020	7.08	34.48	42.66	56.69	55.59	74.00	-18.41 Peak
3	5362.181	7.08	34.49	42.65	57.68	56.60	74.00	-17.40 Peak



Mode:d; Polarization:Vertical; Modulation:802.11ac; bandwidth:20MHz; Channel:High

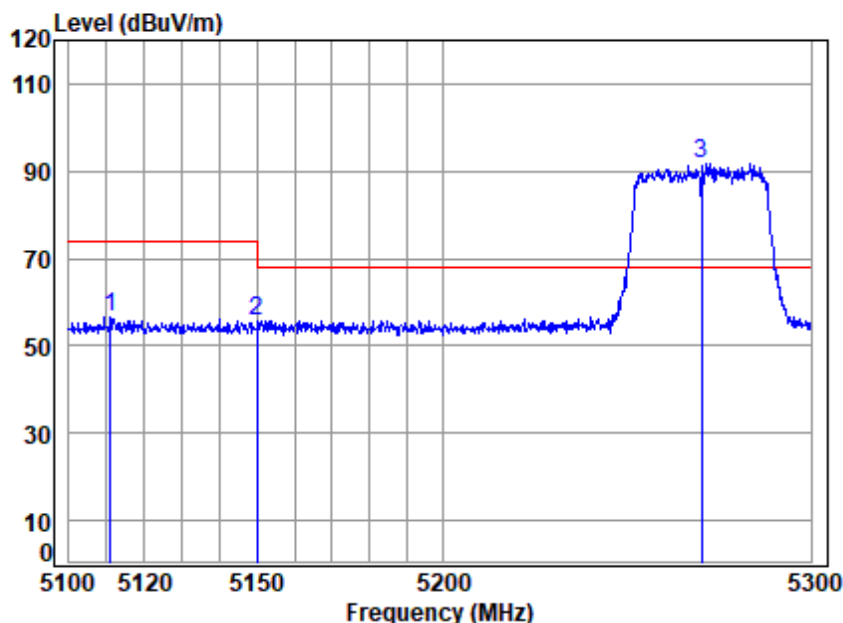


Site : chamber  
Condition: 3m VERTICAL  
Job No : 00644CR  
Mode : 5320 Band edge  
: 5G WIFI 11AC20

		Cable	Ant	Preamp	Read	Limit	Over	
	Freq	Loss	Factor	Factor	Level	Level	Line	Limit Remark
	MHz	dB	dB/m	dB	dBuV	dBuV/m	dBuV/m	dB
1	5320.000	7.07	34.46	42.68	89.81	88.66	-----	----- Average
2	5350.020	7.08	34.48	42.66	47.94	46.84	54.00	-7.16 Average
3	5390.923	7.09	34.52	42.63	48.01	46.99	54.00	-7.01 Average



Mode:d; Polarization:Horizontal; Modulation:802.11ac; bandwidth:40MHz; Channel:Low

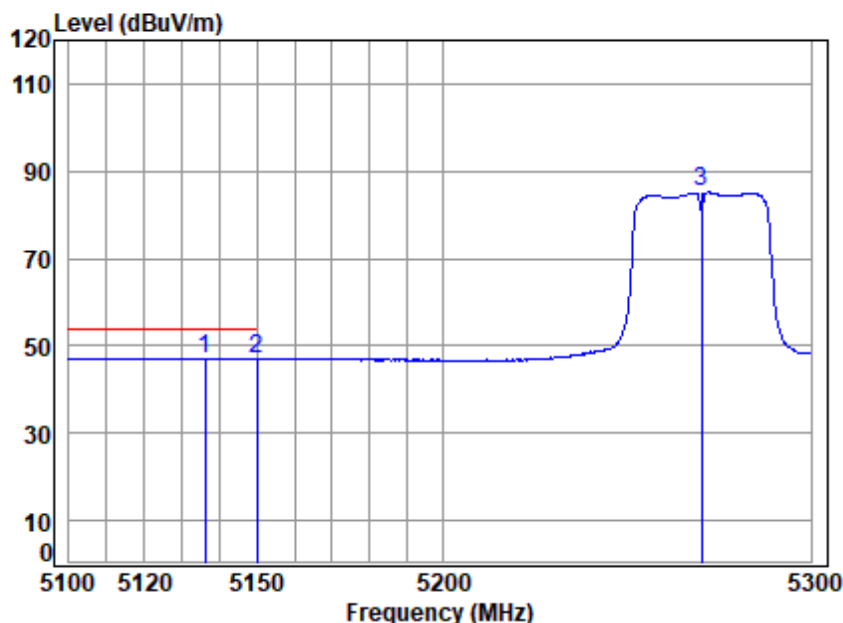


Site : chamber  
Condition: 3m HORIZONTAL  
Job No : 00644CR  
Mode : 5270 Band edge  
: 5G WIFI 11AC40

		Cable	Ant	Preamp	Read	Limit	Over	
Freq		Loss	Factor	Factor	Level	Line	Limit	Remark
	MHz	dB	dB/m	dB	dBuV	dBuV/m	dBuV/m	dB
1	5110.998	6.81	34.29	42.82	58.40	56.68	74.00	-17.32 peak
2	5149.980	6.81	34.32	42.79	57.37	55.71	74.00	-18.29 peak
3 *	5270.000	6.99	34.42	42.71	92.85	91.55	68.20	23.35 peak



Mode:d; Polarization:Horizontal; Modulation:802.11ac; bandwidth:40MHz; Channel:Low



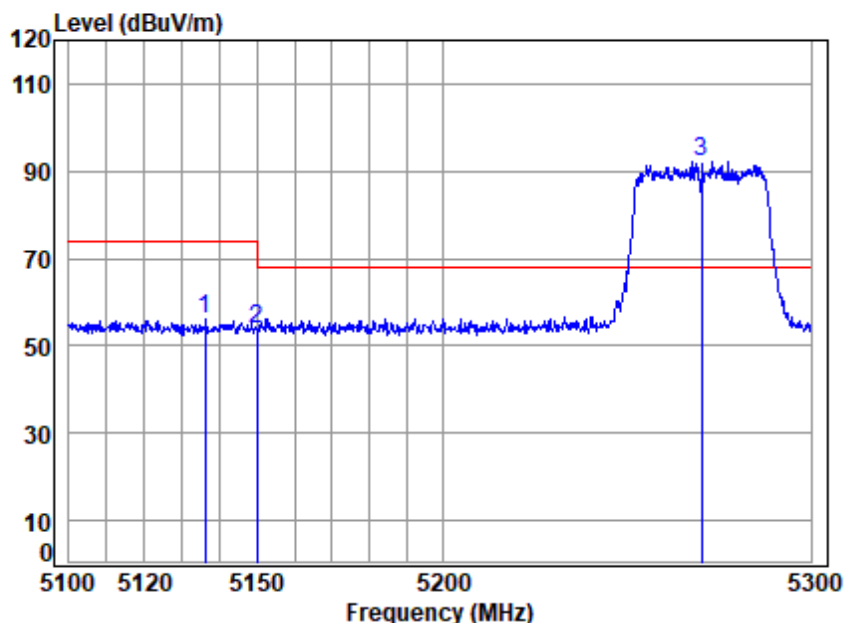
Site : chamber  
Condition: 3m HORIZONTAL  
Job No : 00644CR  
Mode : 5270 Band edge  
: 5G WIFI 11AC40

		Cable	Ant	Preamp	Read	Limit	Over	
Freq		Loss	Factor	Factor	Level	Level	Line	Limit Remark
	MHz	dB	dB/m	dB	dBuV	dBuV/m	dBuV/m	dB
1	5136.027	6.81	34.31	42.80	48.81	47.13	54.00	-6.87 Average
2	5149.980	6.81	34.32	42.79	48.70	47.04	54.00	-6.96 Average
3	5270.000	6.99	34.42	42.71	86.44	85.14	-----	----- Average





Mode:d; Polarization:Vertical; Modulation:802.11ac; bandwidth:40MHz; Channel:Low

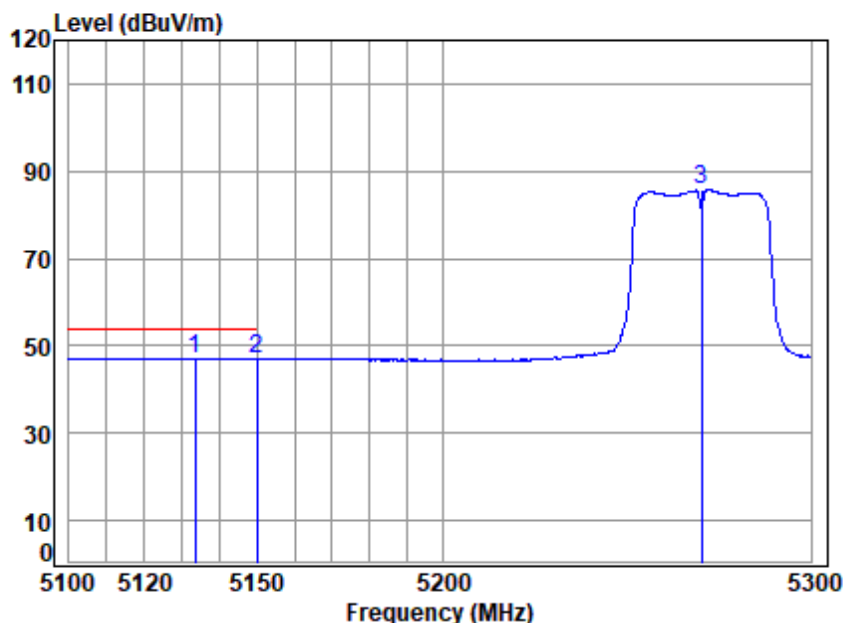


Site : chamber  
Condition: 3m VERTICAL  
Job No : 00644CR  
Mode : 5270 Band edge  
: 5G WIFI 11AC40

		Cable	Ant	Preamp	Read	Limit	Over	
Freq		Loss	Factor	Factor	Level	Level	Line	Limit Remark
	MHz	dB	dB/m	dB	dBuV	dBuV/m	dBuV/m	dB
1	5136.225	6.81	34.31	42.80	57.77	56.09	74.00	-17.91 Peak
2	5149.980	6.81	34.32	42.79	55.33	53.67	74.00	-20.33 Peak
3 *	5270.000	6.99	34.42	42.71	93.60	92.30	68.20	24.10 Peak



Mode:d; Polarization:Vertical; Modulation:802.11ac; bandwidth:40MHz; Channel:Low

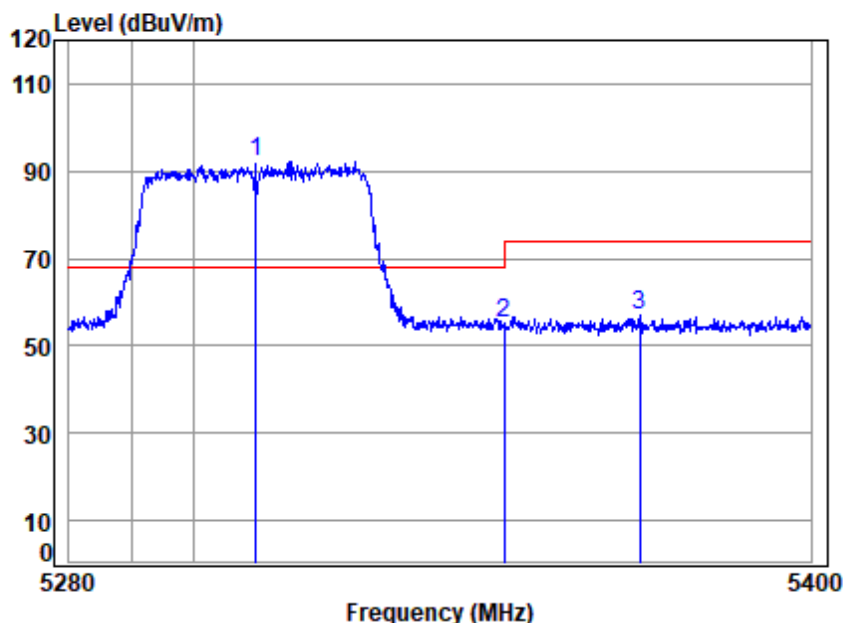


Site : chamber  
Condition: 3m VERTICAL  
Job No : 00644CR  
Mode : 5270 Band edge  
: 5G WIFI 11AC40

		Cable	Ant	Preamp	Read	Limit	Over	
Freq		Loss	Factor	Factor	Level	Level	Line	Limit Remark
	MHz	dB	dB/m	dB	dBuV	dBuV/m	dBuV/m	dB
1	5133.459	6.81	34.31	42.80	48.84	47.16	54.00	-6.84 Average
2	5149.980	6.81	34.32	42.79	48.66	47.00	54.00	-7.00 Average
3	5270.000	6.99	34.42	42.71	86.94	85.64	-----	----- Average



Mode:d; Polarization:Horizontal; Modulation:802.11ac; bandwidth:40MHz; Channel:High

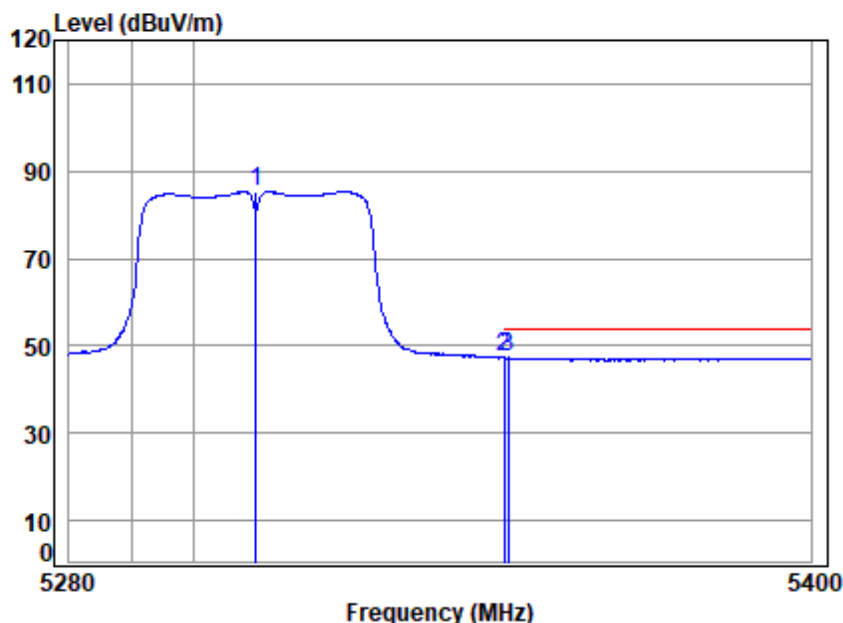


Site : chamber  
Condition: 3m HORIZONTAL  
Job No : 00644CR  
Mode : 5310 Band edge  
: 5G WIFI 11AC40

		Cable	Ant	Preamp	Read	Limit	Over	
Freq		Loss	Factor	Factor	Level	Level	Line	Limit Remark
MHz		dB	dB/m	dB	dBuV	dBuV/m	dBuV/m	dB
1 *	5310.000	7.06	34.45	42.68	93.33	92.16	68.20	23.96 peak
2	5350.020	7.08	34.48	42.66	56.33	55.23	74.00	-18.77 peak
3	5372.161	7.08	34.50	42.64	58.21	57.15	74.00	-16.85 peak



Mode:d; Polarization:Horizontal; Modulation:802.11ac; bandwidth:40MHz; Channel:High



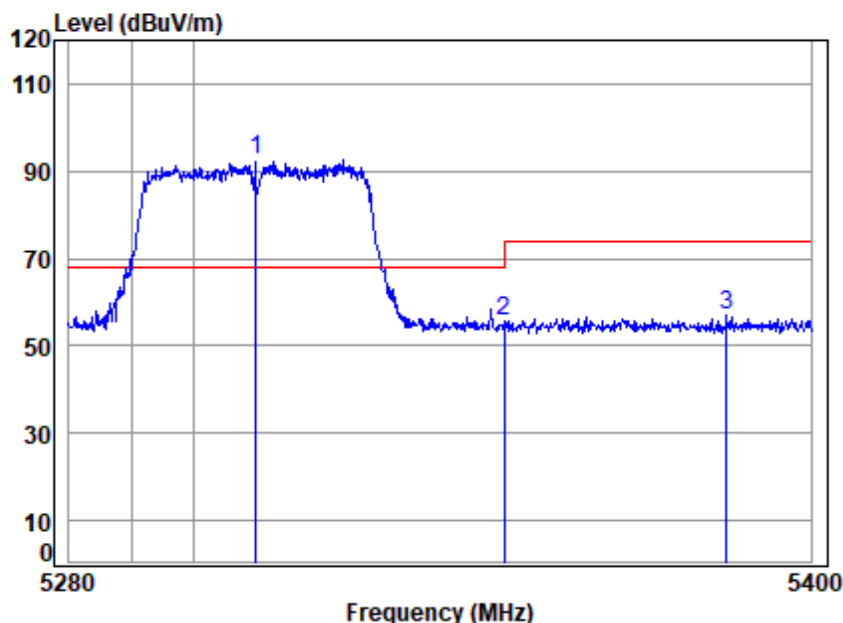
Site : chamber  
Condition: 3m HORIZONTAL  
Job No : 00644CR  
Mode : 5310 Band edge  
: 5G WIFI 11AC40

		Cable	Ant	Preamp	Read	Limit	Over	
Freq		Loss	Factor	Factor	Level	Level	Line	Limit Remark
	MHz	dB	dB/m	dB	dBuV	dBuV/m	dBuV/m	dB
1	5310.000	7.06	34.45	42.68	86.45	85.28	-----	----- Average
2	5350.020	7.08	34.48	42.66	48.41	47.31	54.00	-6.69 Average
3	5350.714	7.08	34.48	42.65	48.34	47.25	54.00	-6.75 Average





Mode:d; Polarization:Vertical; Modulation:802.11ac; bandwidth:40MHz; Channel:High



Site : chamber  
Condition: 3m VERTICAL  
Job No : 00644CR  
Mode : 5310 Band edge  
: 5G WIFI 11AC40

		Cable	Ant	Preamp	Read	Limit	Over	
Freq		Loss	Factor	Factor	Level	Level	Line	Limit Remark
	MHz	dB	dB/m	dB	dBuV	dBuV/m	dBuV/m	dB
1 *	5310.000	7.06	34.45	42.68	93.70	92.53	68.20	24.33 Peak
2	5350.020	7.08	34.48	42.66	56.72	55.62	74.00	-18.38 Peak
3	5386.184	7.09	34.51	42.63	58.26	57.23	74.00	-16.77 Peak

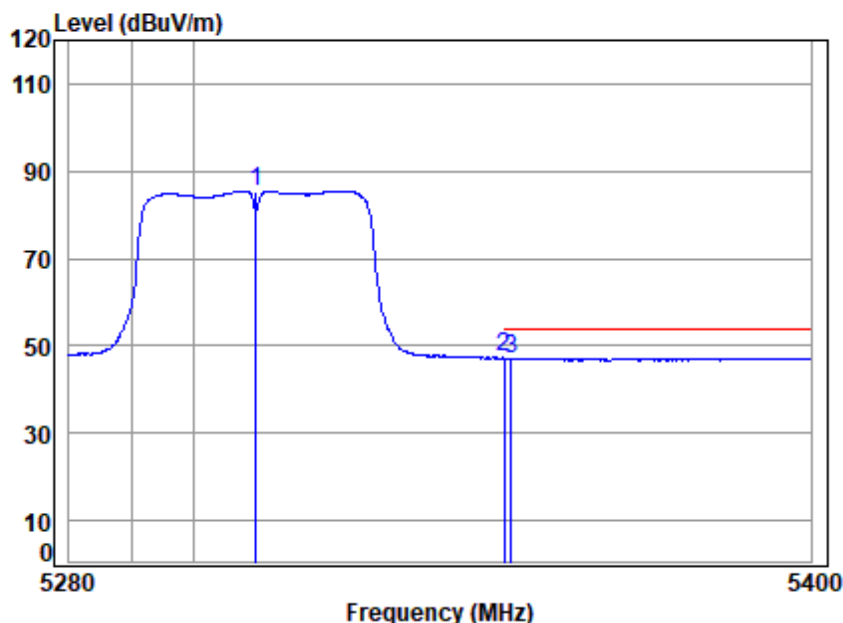


Unless otherwise agreed in writing, this document is issued by the Company subject to its General Conditions of Service printed overleaf, available on request or accessible at <http://www.sgs.com/en/Terms-and-Conditions.aspx> and, for electronic format documents, subject to Terms and Conditions for Electronic Documents at <http://www.sgs.com/en/Terms-and-Conditions/Terms-e-Documents.aspx>. Attention is drawn to the limitation of liability, indemnification and jurisdiction issues defined therein. Any holder of this document is advised that information contained hereon reflects the Company's findings at the time of its intervention only and within the limits of Client's instructions, if any. The Company's sole responsibility is to its Client and this document does not exonerate parties to a transaction from exercising all their rights and obligations under the transaction documents. This document cannot be reproduced except in full, without prior written approval of the Company. Any unauthorized alteration, forgery or falsification of the content or appearance of this document is unlawful and offenders may be prosecuted to the fullest extent of the law. Unless otherwise stated the results shown in this test report refer only to the sample(s) tested and such sample(s) are retained for 30 days only.  
Attention: To check the authenticity of testing / inspection report and certificate, please contact us at telephone: (86-755) 8307 1443, or email: [CN.Doccheck@sgs.com](mailto:CN.Doccheck@sgs.com)

SGS-CSTC Standards Technical Services Co., Ltd.  
Shenzhen Branch

No.1 Workshop, M-10, Middle Section, Science & Technology Park, Shenzhen, China 518057 t (86-755) 26012053 f (86-755) 26710594 www.sgs.com.cn  
中国·深圳·科技园中区M-10栋一号厂房 邮编: 518057 t (86-755) 26012053 f (86-755) 26710594 sgs.china@sgs.com

Mode:d; Polarization:Vertical; Modulation:802.11ac; bandwidth:40MHz; Channel:High

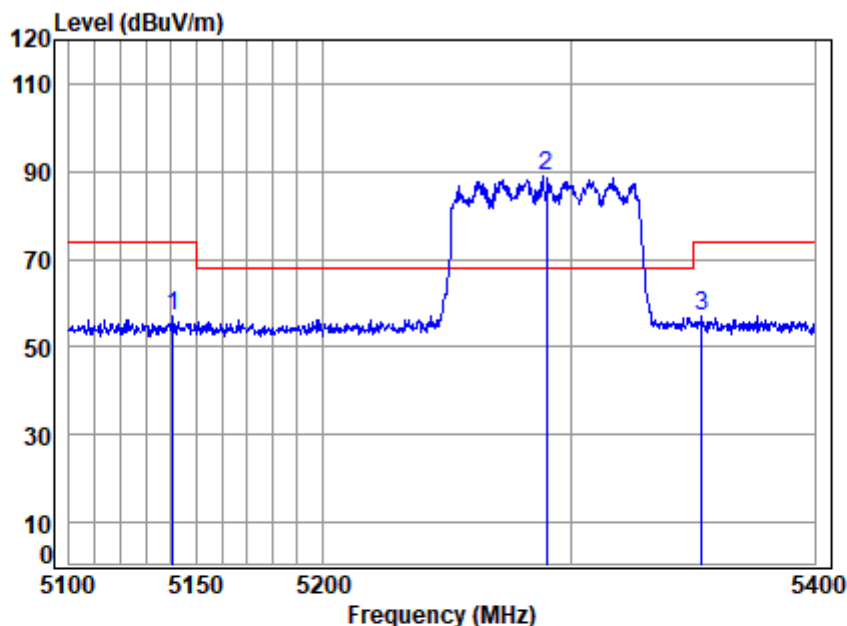


Site : chamber  
Condition: 3m VERTICAL  
Job No : 00644CR  
Mode : 5310 Band edge  
: 5G WIFI 11AC40

		Cable	Ant	Preamp	Read	Limit	Over	
Freq		Loss	Factor	Factor	Level	Level	Line	Limit Remark
MHz		dB	dB/m	dB	dBuV	dBuV/m	dBuV/m	dB
1	5310.000	7.06	34.45	42.68	86.69	85.52	-----	----- Average
2	5350.020	7.08	34.48	42.66	48.35	47.25	54.00	-6.75 Average
3	5351.195	7.08	34.48	42.65	48.24	47.15	54.00	-6.85 Average



Mode:d; Polarization:Horizontal; Modulation:802.11ac; bandwidth:80MHz; Channel:Middle

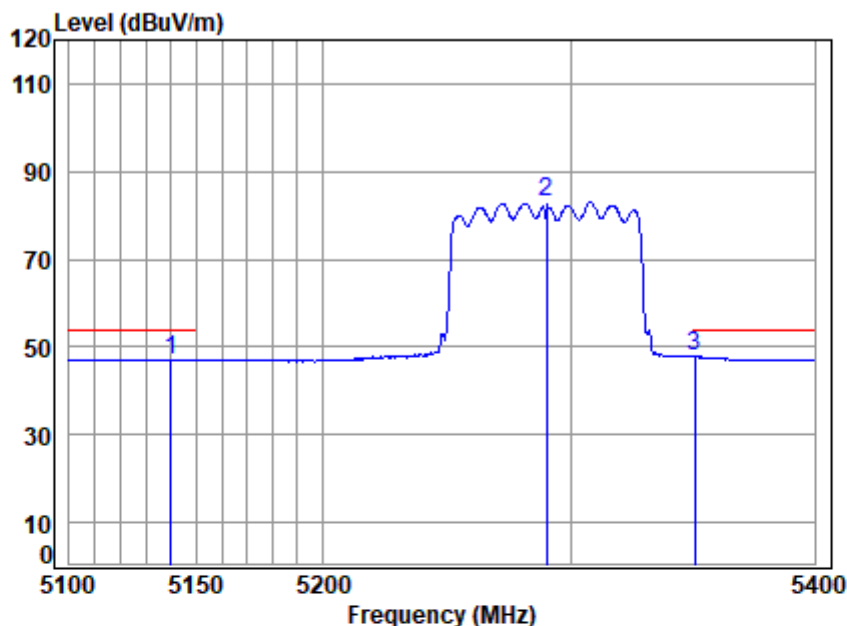


Site : chamber  
Condition: 3m HORIZONTAL  
Job No : 00644CR  
Mode : 5290 Band edge  
: 5G WIFI 11AC80

		Cable	Ant	Preamp	Read	Limit	Over	
Freq		Loss	Factor	Factor	Level	Level	Line	Limit Remark
MHz		dB	dB/m	dB	dBuV	dBuV/m	dBuV/m	dB
1	5140.681	6.81	34.32	42.80	58.51	56.84	74.00	-17.16 peak
2	* 5290.000	7.04	34.44	42.70	90.16	88.94	68.20	20.74 peak
3	5353.594	7.08	34.49	42.65	57.89	56.81	74.00	-17.19 peak



Mode:d; Polarization:Horizontal; Modulation:802.11ac; bandwidth:80MHz; Channel:Middle



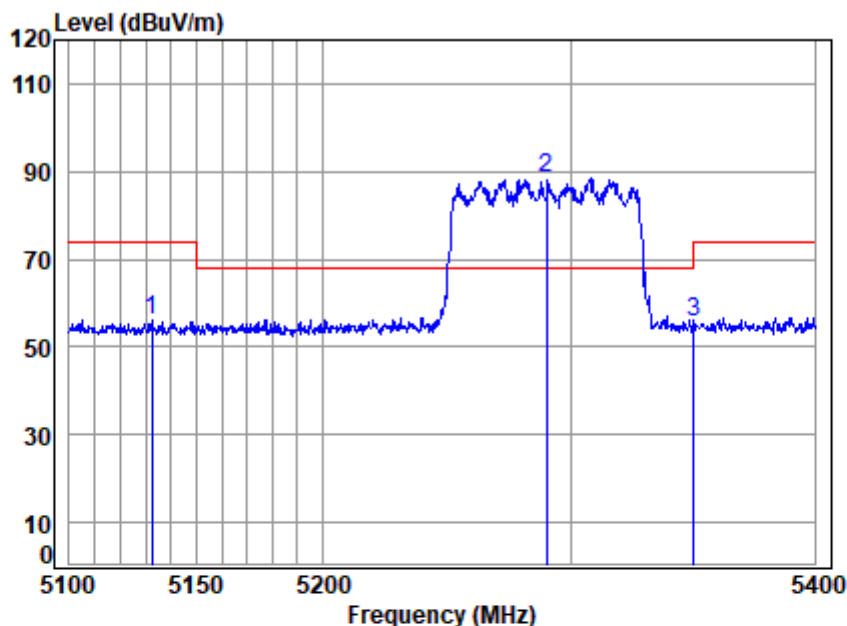
Site : chamber  
Condition: 3m HORIZONTAL  
Job No : 00644CR  
Mode : 5290 Band edge  
: 5G WIFI 11AC80

		Cable	Ant	Preamp	Read	Limit	Over	
	Freq	Loss	Factor	Factor	Level	Level	Line	Limit Remark
	MHz	dB	dB/m	dB	dBuV	dBuV/m	dBuV/m	dB
1	5140.093	6.81	34.32	42.80	48.84	47.17	54.00	-6.83 Average
2	5290.000	7.04	34.44	42.70	84.24	83.02	-----	----- Average
3	5350.535	7.08	34.48	42.65	49.06	47.97	54.00	-6.03 Average





Mode:d; Polarization:Vertical; Modulation:802.11ac; bandwidth:80MHz; Channel:Middle

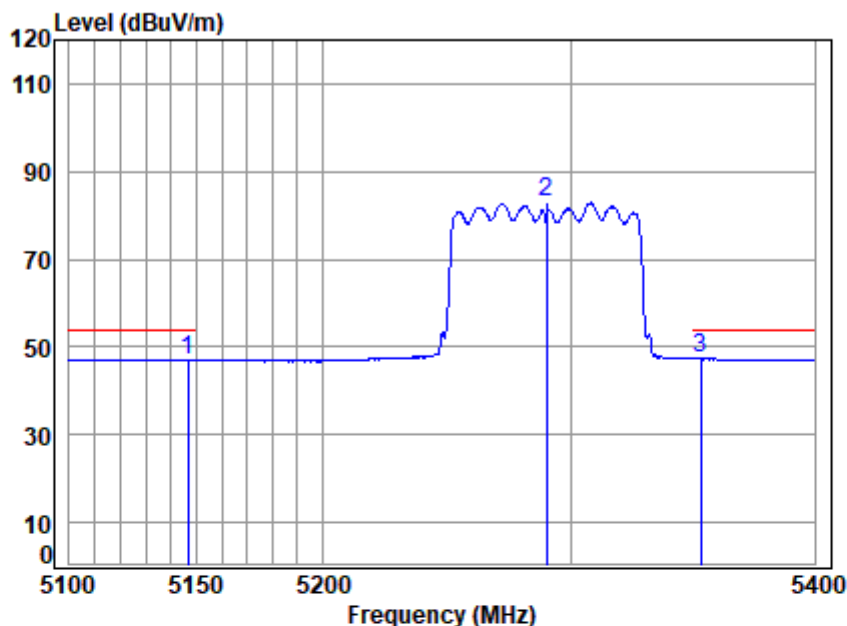


Site : chamber  
Condition: 3m VERTICAL  
Job No : 00644CR  
Mode : 5290 Band edge  
: 5G WIFI 11AC80

		Cable	Ant	Preamp	Read	Limit	Over	
Freq		Loss	Factor	Factor	Level	Level	Line	Limit Remark
MHz		dB	dB/m	dB	dBuV	dBuV/m	dBuV/m	dB
1	5132.460	6.81	34.31	42.81	57.68	55.99	74.00	-18.01 Peak
2 *	5290.000	7.04	34.44	42.70	89.94	88.72	68.20	20.52 Peak
3	5350.229	7.08	34.48	42.66	56.88	55.78	74.00	-18.22 Peak



Mode:d; Polarization:Vertical; Modulation:802.11ac; bandwidth:80MHz; Channel:Middle

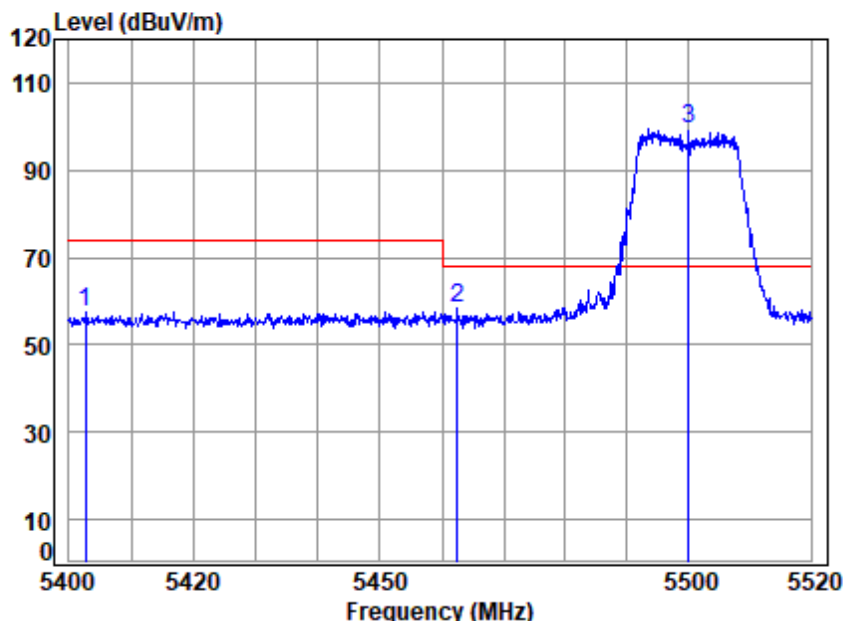


Site : chamber  
Condition: 3m VERTICAL  
Job No : 00644CR  
Mode : 5290 Band edge  
: 5G WIFI 11AC80

		Cable	Ant	Preamp	Read	Limit	Over	
	Freq	Loss	Factor	Factor	Level	Level	Line	Limit Remark
	MHz	dB	dB/m	dB	dBuV	dBuV/m	dBuV/m	dB
1	5146.855	6.81	34.32	42.80	48.79	47.12	54.00	-6.88 Average
2	5290.000	7.04	34.44	42.70	84.06	82.84	-----	----- Average
3	5352.981	7.08	34.49	42.65	48.68	47.60	54.00	-6.40 Average



Mode:e; Polarization:Horizontal; Modulation:802.11a; bandwidth:20MHz; Channel:Low

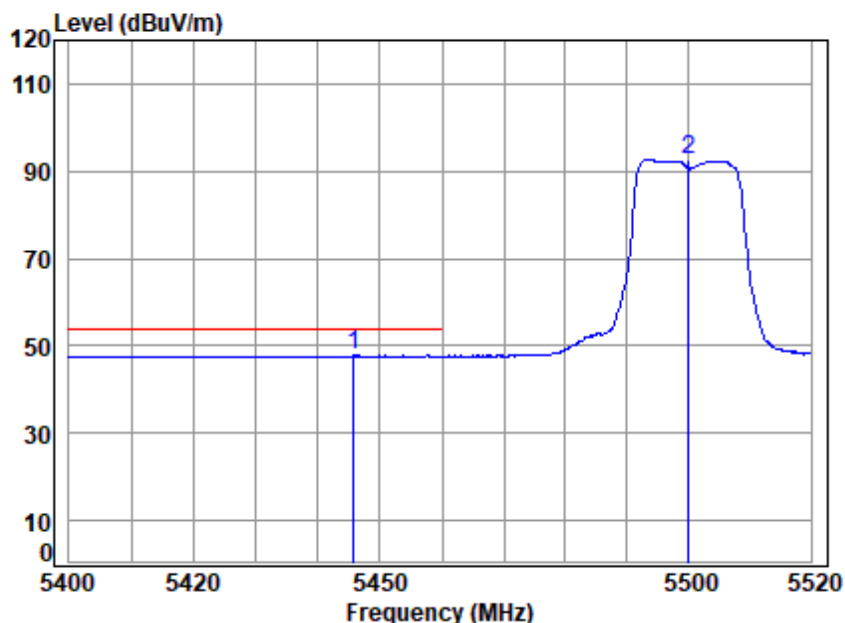


Site : chamber  
Condition: 3m HORIZONTAL  
Job No : 00644CR  
Mode : 5500 Band edge  
: 5G WIFI 11A

		Cable	Ant	Preamp	Read		Limit	Over	
Freq		Loss	Factor	Factor	Level	Level	Line	Limit	Remark
MHz		dB	dB/m	dB	dBuV	dBuV/m	dBuV/m	dB	
1	5402.730	7.10	34.53	42.62	58.47	57.48	74.00	-16.52	peak
2	5462.551	7.30	34.57	42.58	58.98	58.27	68.20	-9.93	peak
3 *	5500.000	7.43	34.60	42.56	99.92	99.39	68.20	31.19	peak



Mode:e; Polarization:Horizontal; Modulation:802.11a; bandwidth:20MHz; Channel:Low



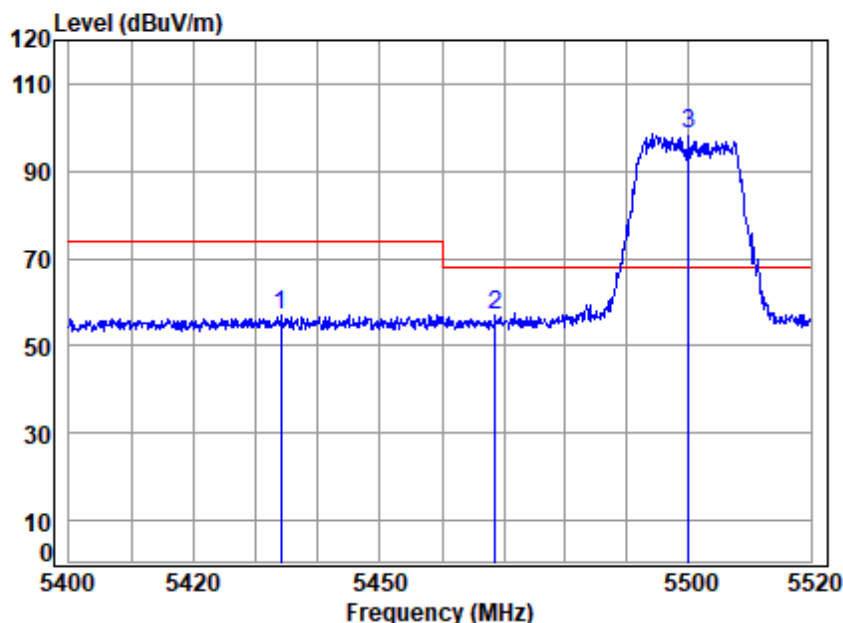
Site : chamber  
Condition: 3m HORIZONTAL  
Job No : 00644CR  
Mode : 5500 Band edge  
: 5G WIFI 11A

		Cable	Ant	Preamp	Read	Limit	Over	
Freq		Loss	Factor	Factor	Level	Line	Limit	Remark
	MHz	dB	dB/m	dB	dBuV	dBuV/m	dBuV/m	dB
1	5445.769	7.25	34.56	42.59	48.53	47.75	54.00	-6.25 Average
2	5500.000	7.43	34.60	42.56	93.19	92.66	-----	----- Average





Mode:e; Polarization:Vertical; Modulation:802.11a; bandwidth:20MHz; Channel:Low



Site : chamber

Condition: 3m VERTICAL

Job No : 00644CR

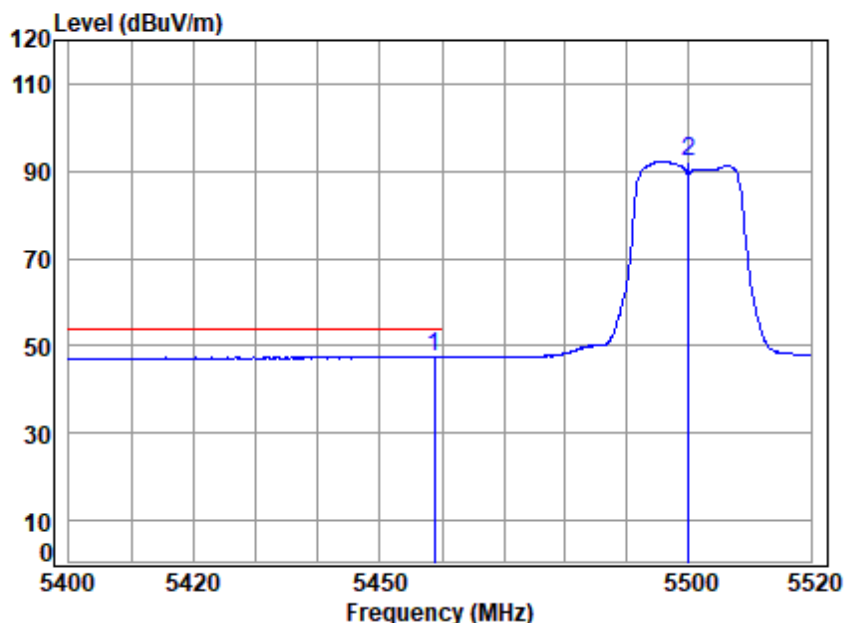
Mode : 5500 Band edge

: 5G WIFI 11A

		Cable	Ant	Preamp	Read	Limit	Over	
Freq		Loss	Factor	Factor	Level	Line	Limit	Remark
MHz		dB	dB/m	dB	dBuV	dBuV/m	dB	
1	5434.051	7.21	34.55	42.60	58.10	57.26	74.00	-16.74 Peak
2	5468.557	7.32	34.58	42.58	57.61	56.93	68.20	-11.27 peak
3 *	5500.000	7.43	34.60	42.56	99.00	98.47	68.20	30.27 Peak



Mode:e; Polarization:Vertical; Modulation:802.11a; bandwidth:20MHz; Channel:Low



Site : chamber  
Condition: 3m VERTICAL  
Job No : 00644CR  
Mode : 5500 Band edge  
: 5G WIFI 11A

		Cable	Ant	Preamp	Read	Limit	Over	
Freq		Loss	Factor	Factor	Level	Line	Limit	Remark
	MHz	dB	dB/m	dB	dBuV	dBuV/m	dBuV/m	dB
1	5458.710	7.29	34.57	42.58	48.25	47.53	54.00	-6.47 Average
2	5500.000	7.43	34.60	42.56	92.65	92.12	-----	----- Average

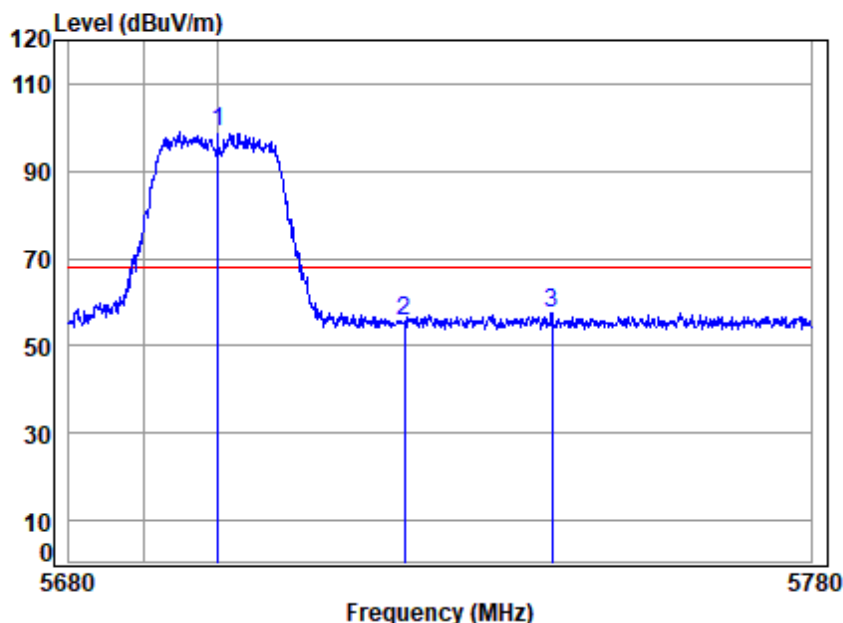


SGS-CSTC Standards Technical Services Co., Ltd.  
Shenzhen Branch (China) Ltd. Laboratory

Unless otherwise agreed in writing, this document is issued by the Company subject to its General Conditions of Service printed overleaf, available on request or accessible at <http://www.sgs.com/en/Terms-and-Conditions.aspx> and, for electronic format documents, subject to Terms and Conditions for Electronic Documents at <http://www.sgs.com/en/Terms-and-Conditions/Terms-e-Documents.aspx>. Attention is drawn to the limitation of liability, indemnification and jurisdiction issues defined therein. Any holder of this document is advised that information contained hereon reflects the Company's findings at the time of its intervention only and within the limits of Client's instructions, if any. The Company's sole responsibility is to its Client and this document does not exonerate parties to a transaction from exercising all their rights and obligations under the transaction documents. This document cannot be reproduced except in full, without prior written approval of the Company. Any unauthorized alteration, forgery or falsification of the content or appearance of this document is unlawful and offenders may be prosecuted to the fullest extent of the law. Unless otherwise stated the results shown in this test report refer only to the sample(s) tested and such sample(s) are retained for 30 days only.  
Attention: To check the authenticity of testing / inspection report & certificate, please contact us at telephone: (86-755) 8307 1443, or email: [CN.Doccheck@sgs.com](mailto:CN.Doccheck@sgs.com)

No.1 Workshop, M-10, Middle Section, Science & Technology Park, Shenzhen, China 518057 t (86-755) 26012053 f (86-755) 26710594 www.sgs.com.cn  
中国·深圳·科技园中区M-10栋一号厂房 邮编: 518057 t (86-755) 26012053 f (86-755) 26710594 sgs.china@sgs.com

Mode:e; Polarization:Horizontal; Modulation:802.11a; bandwidth:20MHz; Channel:High



Site : chamber  
Condition: 3m HORIZONTAL  
Job No : 00644CR  
Mode : 5700 Band edge  
: 5G WIFI 11A

		Cable	Ant	Preamp	Read	Limit	Over	
Freq		Loss	Factor	Factor	Level	Level	Line	Limit Remark
	MHz	dB	dB/m	dB	dBuV	dBuV/m	dBuV/m	dB
1 *	5700.000	7.26	34.81	42.43	99.32	98.96	68.20	30.76 peak
2	5725.000	7.19	34.83	42.41	56.05	55.66	68.20	-12.54 peak
3	5744.901	7.14	34.85	42.40	57.92	57.51	68.20	-10.69 peak

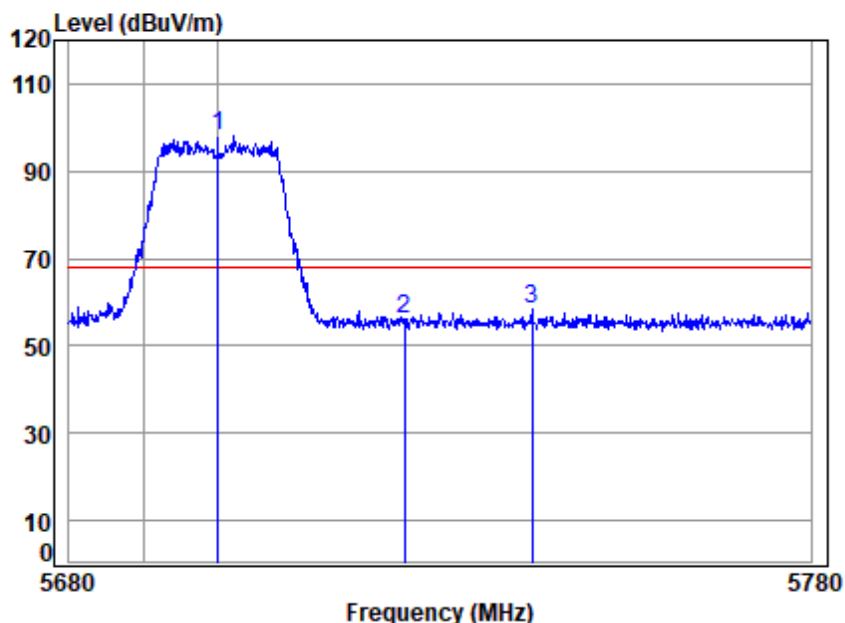


Unless otherwise agreed in writing, this document is issued by the Company subject to its General Conditions of Service printed overleaf, available on request or accessible at <http://www.sgs.com/en/Terms-and-Conditions.aspx> and, for electronic format documents, subject to Terms and Conditions for Electronic Documents at <http://www.sgs.com/en/Terms-and-Conditions/Terms-e-Documents.aspx>. Attention is drawn to the limitation of liability, indemnification and jurisdiction issues defined therein. Any holder of this document is advised that information contained hereon reflects the Company's findings at the time of its intervention only and within the limits of Client's instructions, if any. The Company's sole responsibility is to its Client and this document does not exonerate parties to a transaction from exercising all their rights and obligations under the transaction documents. This document cannot be reproduced except in full, without prior written approval of the Company. Any unauthorized alteration, forgery or falsification of the content or appearance of this document is unlawful and offenders may be prosecuted to the fullest extent of the law. Unless otherwise stated the results shown in this test report refer only to the sample(s) tested and such sample(s) are retained for 30 days only.  
Attention: To check the authenticity of testing / inspection report and certificate, please contact us at telephone: (86-755) 8307 1443, or email: [CN.Doccheck@sgs.com](mailto:CN.Doccheck@sgs.com)

SGS-CSTC Standards Technical Services Co., Ltd.  
Shenzhen Branch

No.1 Workshop, M-10, Middle Section, Science & Technology Park, Shenzhen, China 518057 t (86-755) 26012053 f (86-755) 26710594 www.sgs.com.cn  
中国·深圳·科技园中区M-10栋一号厂房 邮编: 518057 t (86-755) 26012053 f (86-755) 26710594 sgs.china@sgs.com

Mode:e; Polarization:Vertical; Modulation:802.11a; bandwidth:20MHz; Channel:High



Site : chamber  
Condition: 3m VERTICAL  
Job No : 00644CR  
Mode : 5700 Band edge  
: 5G WIFI 11A

		Cable	Ant	Preamp	Read	Limit	Over	
Freq		Loss	Factor	Factor	Level	Level	Line	Limit Remark
MHz		dB	dB/m	dB	dBuV	dBuV/m	dBuV/m	dB
1 *	5700.000	7.26	34.81	42.43	98.57	98.21	68.20	30.01 Peak
2	5725.000	7.19	34.83	42.41	56.50	56.11	68.20	-12.09 Peak
3	5742.195	7.15	34.85	42.40	58.74	58.34	68.20	-9.86 Peak



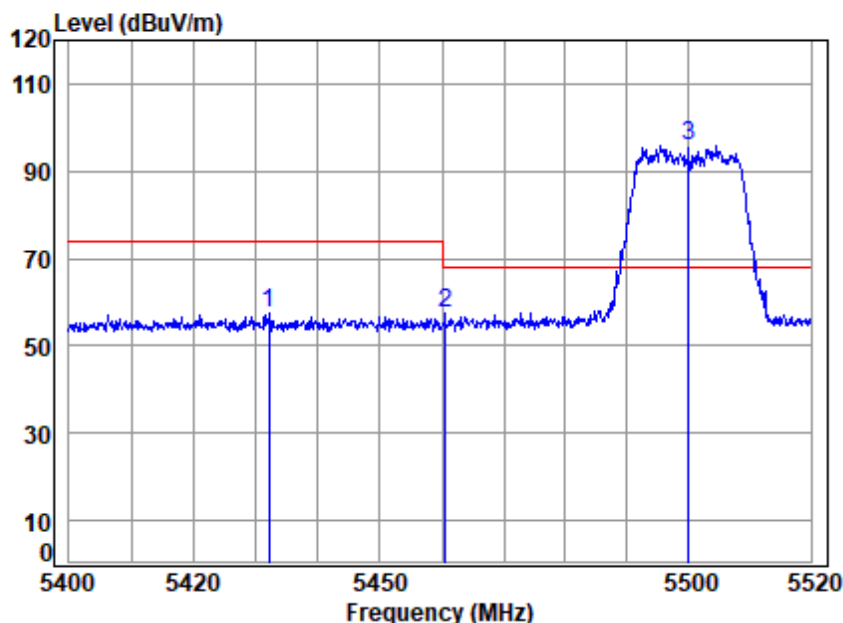
Unless otherwise agreed in writing, this document is issued by the Company subject to its General Conditions of Service printed overleaf, available on request or accessible at <http://www.sgs.com/en/Terms-and-Conditions.aspx> and, for electronic format documents, subject to Terms and Conditions for Electronic Documents at <http://www.sgs.com/en/Terms-and-Conditions/Terms-e-Documents.aspx>. Attention is drawn to the limitation of liability, indemnification and jurisdiction issues defined therein. Any holder of this document is advised that information contained hereon reflects the Company's findings at the time of its intervention only and within the limits of Client's instructions, if any. The Company's sole responsibility is to its Client and this document does not exonerate parties to a transaction from exercising all their rights and obligations under the transaction documents. This document cannot be reproduced except in full, without prior written approval of the Company. Any unauthorized alteration, forgery or falsification of the content or appearance of this document is unlawful and offenders may be prosecuted to the fullest extent of the law. Unless otherwise stated the results shown in this test report refer only to the sample(s) tested and such sample(s) are retained for 30 days only.  
Attention: To check the authenticity of testing /inspection report & certificate, please contact us at telephone: (86-755) 8307 1443, or email: [CN.Doccheck@sgs.com](mailto:CN.Doccheck@sgs.com)

SGS-CSTC Standards Technical Services Co., Ltd.  
Shenzhen Branch

No.1 Workshop, M-10, Middle Section, Science & Technology Park, Shenzhen, China 518057 t (86-755) 26012053 f (86-755) 26710594 www.sgs.com.cn  
中国·深圳·科技园中区M-10栋一号厂房 邮编: 518057 t (86-755) 26012053 f (86-755) 26710594 sgs.china@sgs.com



Mode:e; Polarization:Horizontal; Modulation:802.11n; bandwidth:20MHz; Channel:Low

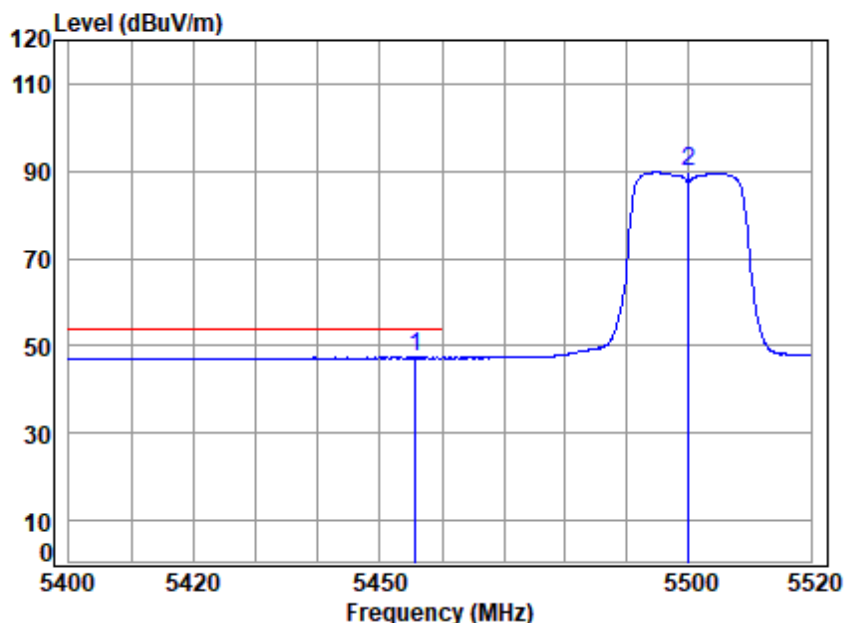


Site : chamber  
Condition: 3m HORIZONTAL  
Job No : 00644CR  
Mode : 5500 Band edge  
: 5G WIFI 11N20

		Cable	Ant	Preamp	Read	Limit	Over	
Freq		Loss	Factor	Factor	Level	Level	Line	Limit Remark
	MHz	dB	dB/m	dB	dBuV	dBuV/m	dBuV/m	dB
1	5432.021	7.20	34.55	42.60	58.41	57.56	74.00	-16.44 peak
2	5460.510	7.30	34.57	42.58	58.34	57.63	68.20	-10.57 peak
3 *	5500.000	7.43	34.60	42.56	96.26	95.73	68.20	27.53 peak



Mode:e; Polarization:Horizontal; Modulation:802.11n; bandwidth:20MHz; Channel:Low

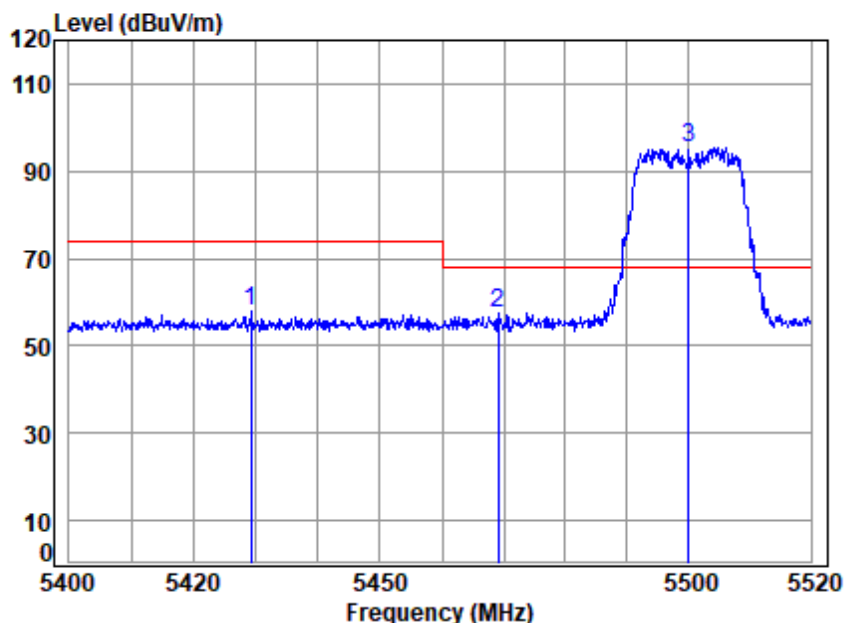


Site : chamber  
Condition: 3m HORIZONTAL  
Job No : 00644CR  
Mode : 5500 Band edge  
: 5G WIFI 11N20

		Cable	Ant	Preamp	Read	Limit	Over	
	Freq	Loss	Factor	Factor	Level	Level	Line	Limit Remark
	MHz	dB	dB/m	dB	dBuV	dBuV/m	dBuV/m	dB
1	5455.712	7.28	34.57	42.58	48.07	47.34	54.00	-6.66 Average
2	5500.000	7.43	34.60	42.56	90.27	89.74	-----	----- Average



Mode:e; Polarization:Vertical; Modulation:802.11n; bandwidth:20MHz; Channel:Low



Site : chamber

Condition: 3m VERTICAL

Job No : 00644CR

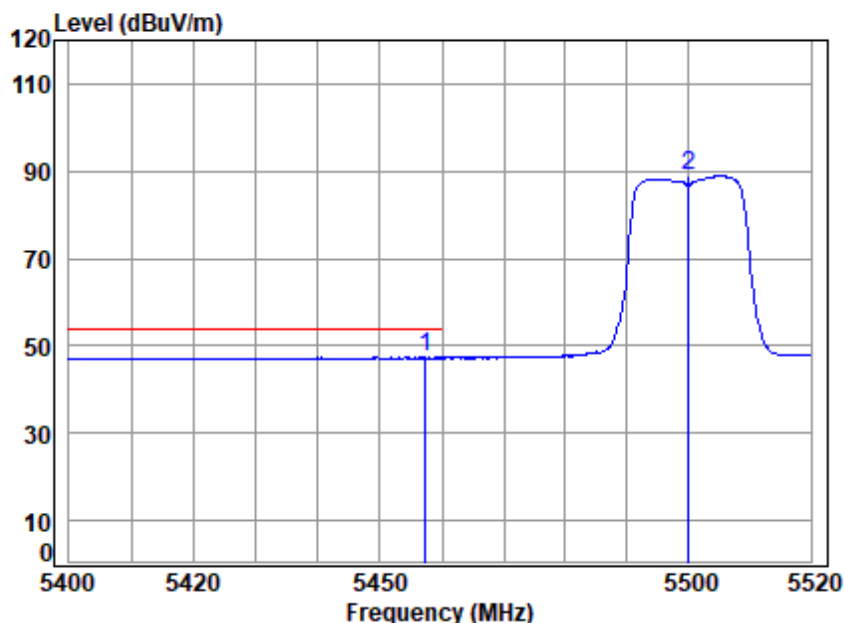
Mode : 5500 Band edge

: 5G WIFI 11N20

		Cable	Ant	Preamp	Read	Limit	Over	
Freq		Loss	Factor	Factor	Level	Level	Line	Limit Remark
	MHz	dB	dB/m	dB	dBuV	dBuV/m	dBuV/m	dB
1	5429.276	7.19	34.55	42.60	59.00	58.14	74.00	-15.86 Peak
2	5469.158	7.33	34.58	42.58	57.98	57.31	68.20	-10.89 peak
3 *	5500.000	7.43	34.60	42.56	96.07	95.54	68.20	27.34 Peak



Mode:e; Polarization:Vertical; Modulation:802.11n; bandwidth:20MHz; Channel:Low



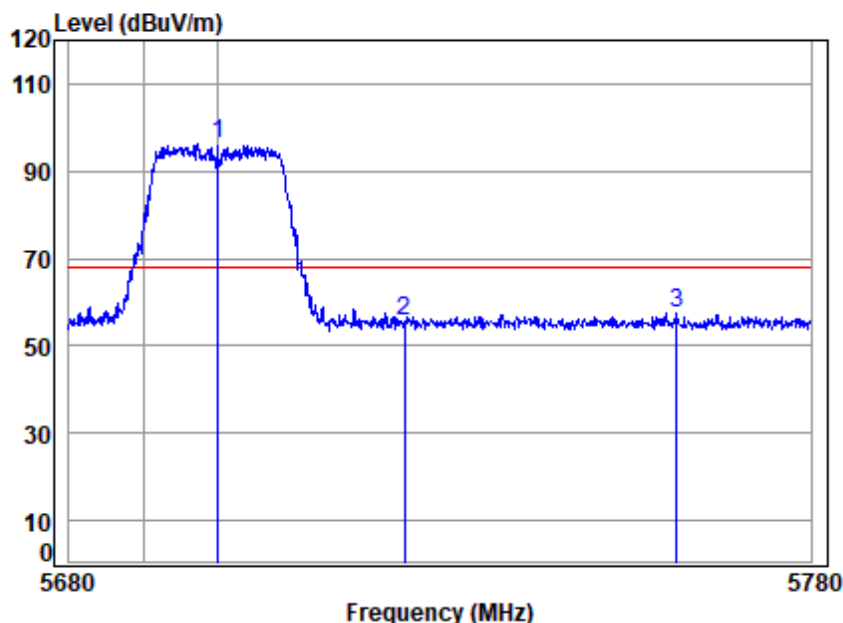
Site : chamber  
Condition: 3m VERTICAL  
Job No : 00644CR  
Mode : 5500 Band edge  
: 5G WIFI 11N20

		Cable	Ant	Preamp	Read	Limit	Over	
Freq		Loss	Factor	Factor	Level	Level	Line	Limit Remark
	MHz	dB	dB/m	dB	dBuV	dBuV/m	dBuV/m	dB
1	5457.271	7.29	34.57	42.58	48.01	47.29	54.00	-6.71 Average
2	5500.000	7.43	34.60	42.56	89.48	88.95	-----	----- Average





Mode:e; Polarization:Horizontal; Modulation:802.11n; bandwidth:20MHz; Channel:High

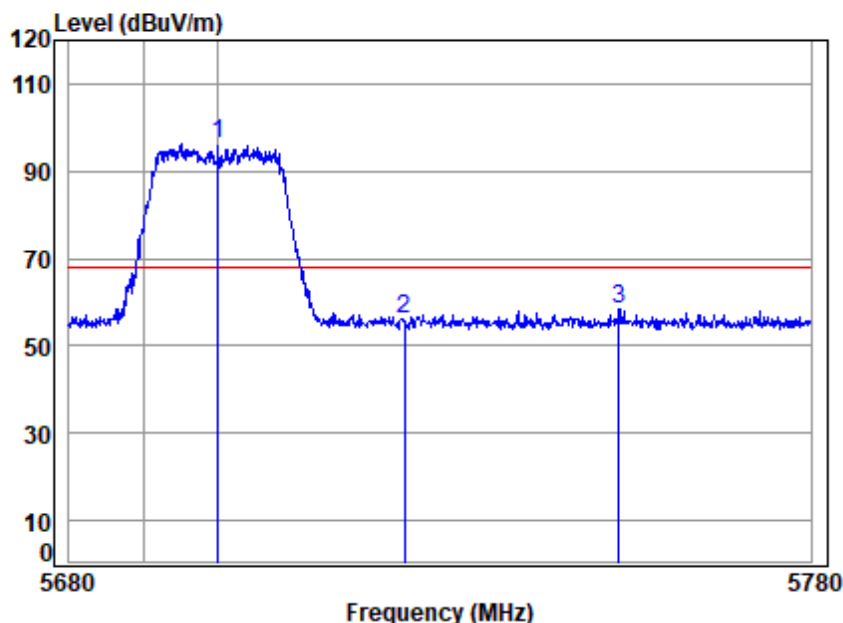


Site : chamber  
Condition: 3m HORIZONTAL  
Job No : 00644CR  
Mode : 5700 Band edge  
: 5G WIFI 11N20

		Cable	Ant	Preamp	Read	Limit	Over	
Freq		Loss	Factor	Factor	Level	Level	Line	Limit Remark
MHz		dB	dB/m	dB	dBuV	dBuV/m	dBuV/m	dB
1 *	5700.000	7.26	34.81	42.43	96.45	96.09	68.20	27.89 peak
2	5725.000	7.19	34.83	42.41	55.94	55.55	68.20	-12.65 peak
3	5761.771	7.10	34.87	42.39	57.70	57.28	68.20	-10.92 peak



Mode:e; Polarization:Vertical; Modulation:802.11n; bandwidth:20MHz; Channel:High



Site : chamber

Condition: 3m VERTICAL

Job No : 00644CR

Mode : 5700 Band edge

: 5G WIFI 11N20

		Cable	Ant	Preamp	Read	Limit	Over	
Freq		Loss	Factor	Factor	Level	Level	Line	Limit Remark
MHz		dB	dB/m	dB	dBuV	dBuV/m	dBuV/m	dB
1 *	5700.000	7.26	34.81	42.43	96.64	96.28	68.20	28.08 Peak
2	5725.000	7.19	34.83	42.41	56.71	56.32	68.20	-11.88 Peak
3	5753.932	7.12	34.86	42.39	58.68	58.27	68.20	-9.93 Peak

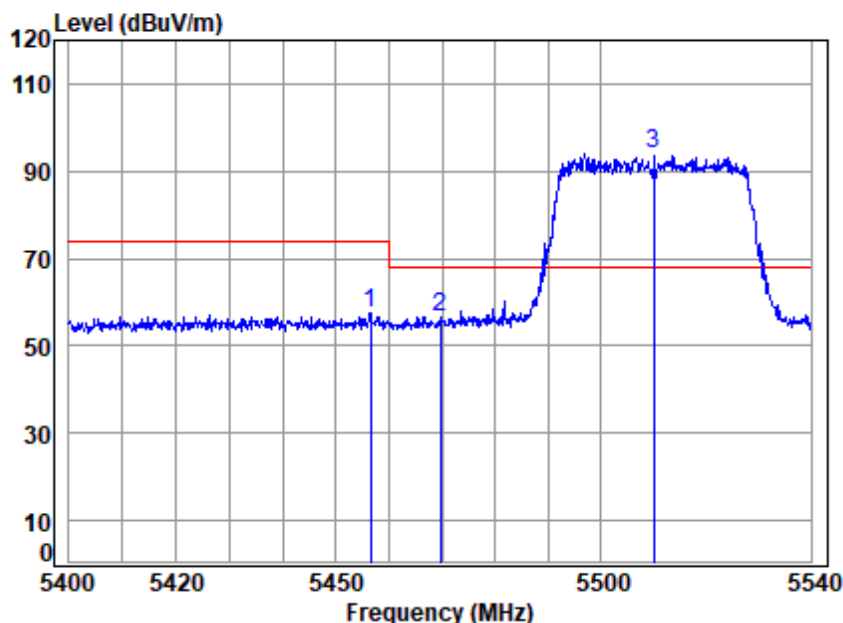


SGS-CSTC Standards Technical Services Co., Ltd.  
Shenzhen Branch (China) Limited Laboratory

Unless otherwise agreed in writing, this document is issued by the Company subject to its General Conditions of Service printed overleaf, available on request or accessible at <http://www.sgs.com/en/Terms-and-Conditions.aspx> and, for electronic format documents, subject to Terms and Conditions for Electronic Documents at <http://www.sgs.com/en/Terms-and-Conditions/Terms-e-Documents.aspx>. Attention is drawn to the limitation of liability, indemnification and jurisdiction issues defined therein. Any holder of this document is advised that information contained hereon reflects the Company's findings at the time of its intervention only and within the limits of Client's instructions, if any. The Company's sole responsibility is to its Client and this document does not exonerate parties to a transaction from exercising all their rights and obligations under the transaction documents. This document cannot be reproduced except in full, without prior written approval of the Company. Any unauthorized alteration, forgery or falsification of the content or appearance of this document is unlawful and offenders may be prosecuted to the fullest extent of the law. Unless otherwise stated the results shown in this test report refer only to the sample(s) tested and such sample(s) are retained for 30 days only.  
Attention: To check the authenticity of testing / inspection report and certificate, please contact us at telephone: (86-755) 8307 1443, or email: [CN.Doccheck@sgs.com](mailto:CN.Doccheck@sgs.com)

No.1 Workshop, M-10, Middle Section, Science & Technology Park, Shenzhen, China 518057 t (86-755) 26012053 f (86-755) 26710594 www.sgs.com.cn  
中国·深圳·科技园中区M-10栋一号厂房 邮编: 518057 t (86-755) 26012053 f (86-755) 26710594 sgs.china@sgs.com

Mode:e; Polarization:Horizontal; Modulation:802.11n; bandwidth:40MHz; Channel:Low

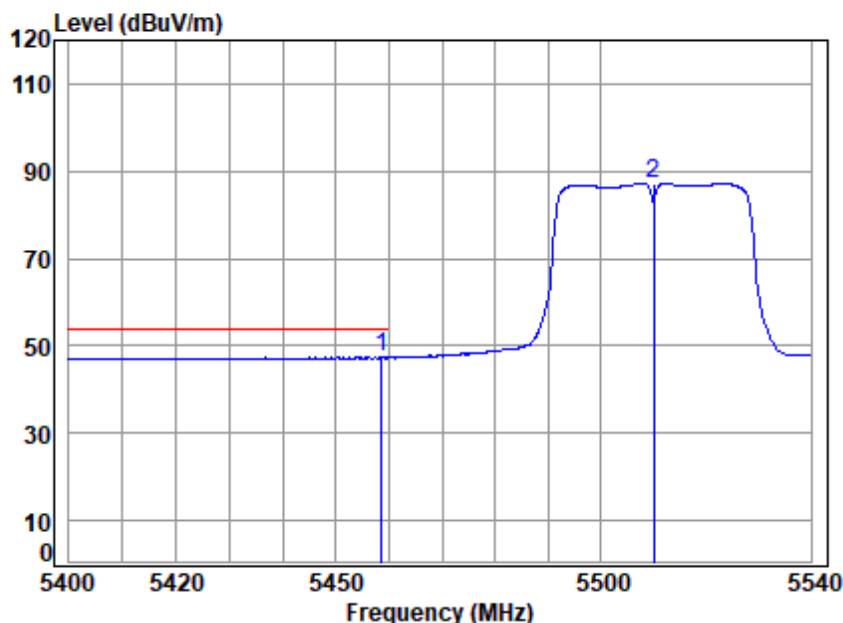


Site : chamber  
Condition: 3m HORIZONTAL  
Job No : 00644CR  
Mode : 5510 Band edge  
: 5G WIFI 11N40

		Cable	Ant	Preamp	Read	Limit	Over	
Freq		Loss	Factor	Factor	Level	Level	Line	Limit Remark
	MHz	dB	dB/m	dB	dBuV	dBuV/m	dBuV/m	dB
1	5456.408	7.28	34.57	42.58	58.23	57.50	74.00	-16.50 peak
2	5469.692	7.33	34.58	42.58	57.44	56.77	68.20	-11.43 peak
3 *	5510.000	7.40	34.61	42.55	94.45	93.91	68.20	25.71 peak



Mode:e; Polarization:Horizontal; Modulation:802.11n; bandwidth:40MHz; Channel:Low



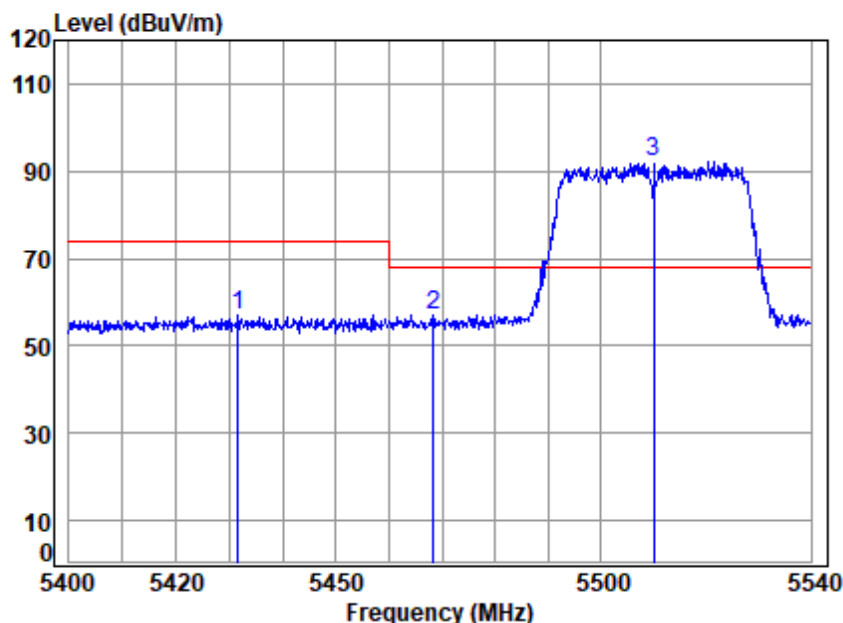
Site : chamber  
Condition: 3m HORIZONTAL  
Job No : 00644CR  
Mode : 5510 Band edge  
: 5G WIFI 11N40

		Cable	Ant	Preamp	Read	Limit	Over	
	Freq	Loss	Factor	Factor	Level	Level	Line	Limit Remark
	MHz	dB	dB/m	dB	dBuV	dBuV/m	dBuV/m	dB
1	5458.503	7.29	34.57	42.58	48.06	47.34	54.00	-6.66 Average
2	5510.000	7.40	34.61	42.55	87.68	87.14	-----	----- Average





Mode:e; Polarization:Vertical; Modulation:802.11n; bandwidth:40MHz; Channel:Low



Site : chamber

Condition: 3m VERTICAL

Job No : 00644CR

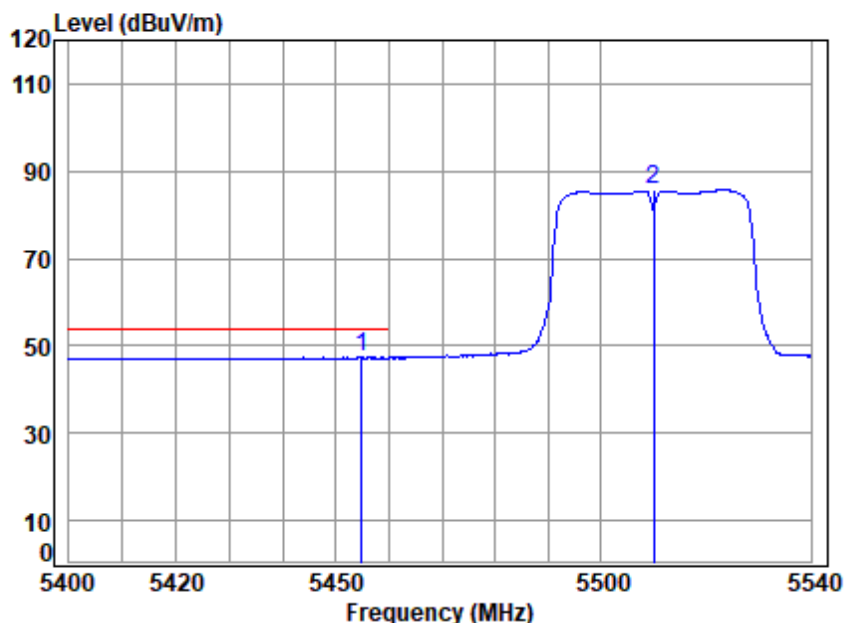
Mode : 5510 Band edge

: 5G WIFI 11N40

		Cable	Ant	Preamp	Read	Limit	Over	
Freq		Loss	Factor	Factor	Level	Level	Line	Limit Remark
	MHz	dB	dB/m	dB	dBuV	dBuV/m	dBuV/m	dB
1	5431.605	7.20	34.55	42.60	58.09	57.24	74.00	-16.76 Peak
2	5468.292	7.32	34.58	42.58	57.73	57.05	68.20	-11.15 peak
3 *	5510.000	7.40	34.61	42.55	92.54	92.00	68.20	23.80 Peak



Mode:e; Polarization:Vertical; Modulation:802.11n; bandwidth:40MHz; Channel:Low



Site : chamber  
Condition: 3m VERTICAL  
Job No : 00644CR  
Mode : 5510 Band edge  
: 5G WIFI 11N40

		Cable	Ant	Preamp	Read	Limit	Over	
	Freq	Loss	Factor	Factor	Level	Level	Line	Limit Remark
	MHz	dB	dB/m	dB	dBuV	dBuV/m	dBuV/m	dB
1	5454.732	7.28	34.57	42.59	48.05	47.31	54.00	-6.69 Average
2	5510.000	7.40	34.61	42.55	86.21	85.67	-----	----- Average

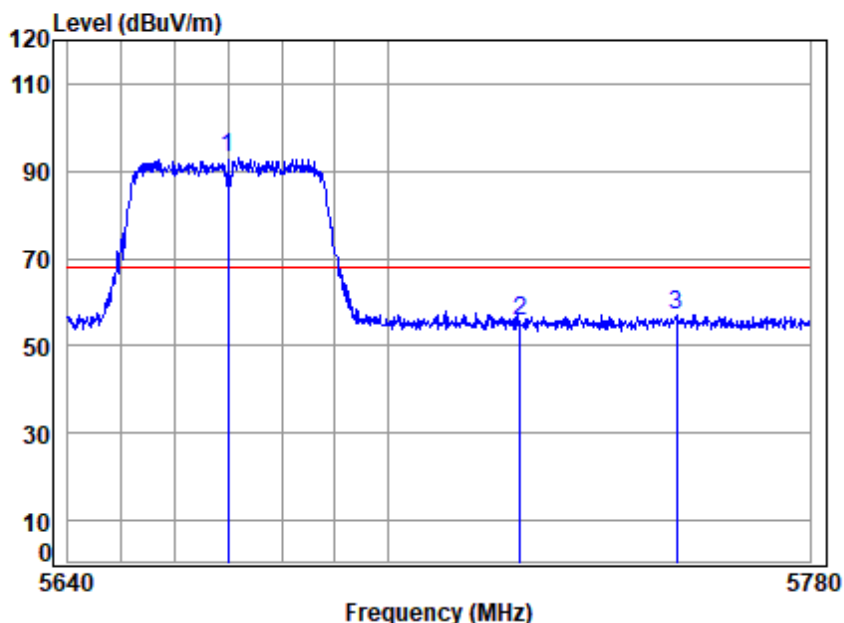


Unless otherwise agreed in writing, this document is issued by the Company subject to its General Conditions of Service printed overleaf, available on request or accessible at <http://www.sgs.com/en/Terms-and-Conditions.aspx> and, for electronic format documents, subject to Terms and Conditions for Electronic Documents at <http://www.sgs.com/en/Terms-and-Conditions/Terms-e-Documents.aspx>. Attention is drawn to the limitation of liability, indemnification and jurisdiction issues defined therein. Any holder of this document is advised that information contained hereon reflects the Company's findings at the time of its intervention only and within the limits of Client's instructions, if any. The Company's sole responsibility is to its Client and this document does not exonerate parties to a transaction from exercising all their rights and obligations under the transaction documents. This document cannot be reproduced except in full, without prior written approval of the Company. Any unauthorized alteration, forgery or falsification of the content or appearance of this document is unlawful and offenders may be prosecuted to the fullest extent of the law. Unless otherwise stated the results shown in this test report refer only to the sample(s) tested and such sample(s) are retained for 30 days only.  
Attention: To check the authenticity of testing / inspection report and certificate, please contact us at telephone: (86-755) 8307 1443, or email: [CN.Doccheck@sgs.com](mailto:CN.Doccheck@sgs.com)

SGS-CSTC Standards Technical Services Co., Ltd.  
Shenzhen Branch

No.1 Workshop, M-10, Middle Section, Science & Technology Park, Shenzhen, China 518057 t (86-755) 26012053 f (86-755) 26710594 www.sgsgroup.com.cn  
中国·深圳·科技园中区M-10栋一号厂房 邮编: 518057 t (86-755) 26012053 f (86-755) 26710594 sgs.china@sgs.com

Mode:e; Polarization:Horizontal; Modulation:802.11n; bandwidth:40MHz; Channel:High

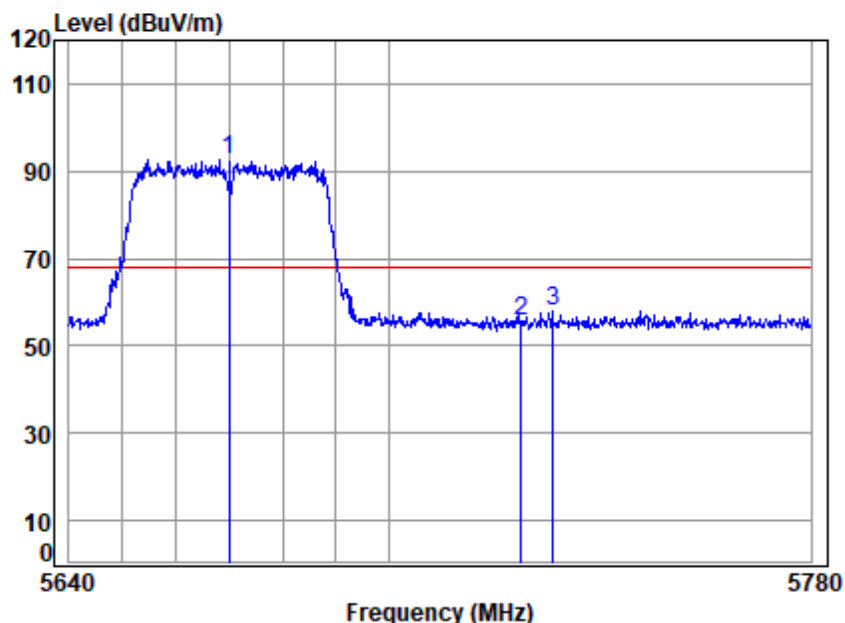


Site : chamber  
Condition: 3m HORIZONTAL  
Job No : 00644CR  
Mode : 5670 Band edge  
: 5G WIFI 11N40

		Cable	Ant	Preamp	Read	Limit	Over	
Freq		Loss	Factor	Factor	Level	Line	Limit	Remark
MHz		dB	dB/m	dB	dBuV	dBuV/m	dBuV/m	dB
1 *	5670.000	7.23	34.77	42.45	93.59	93.14	68.20	24.94 peak
2	5725.000	7.19	34.83	42.41	56.05	55.66	68.20	-12.54 peak
3	5754.546	7.12	34.86	42.39	57.62	57.21	68.20	-10.99 peak



Mode:e; Polarization:Vertical; Modulation:802.11n; bandwidth:40MHz; Channel:High



Site : chamber

Condition: 3m VERTICAL

Job No : 00644CR

Mode : 5670 Band edge

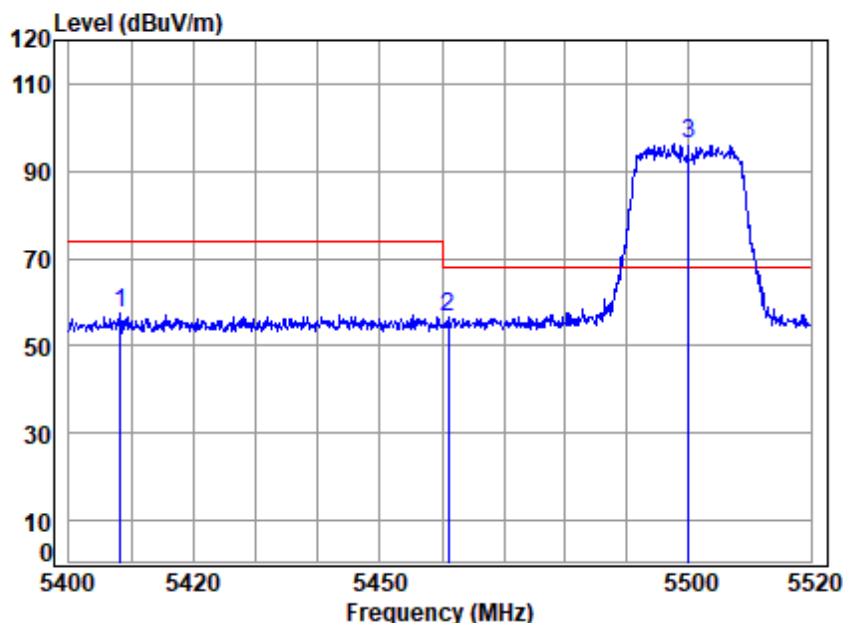
: 5G WIFI 11N40

		Cable	Ant	Preamp	Read	Limit	Over	
Freq		Loss	Factor	Factor	Level	Level	Line	Limit Remark
	MHz	dB	dB/m	dB	dBuV	dBuV/m	dBuV/m	dB
1 *	5670.000	7.23	34.77	42.45	93.18	92.73	68.20	24.53 Peak
2	5725.000	7.19	34.83	42.41	55.90	55.51	68.20	-12.69 Peak
3	5730.890	7.18	34.84	42.41	58.45	58.06	68.20	-10.14 Peak





Mode:e; Polarization:Horizontal; Modulation:802.11ac; bandwidth:20MHz; Channel:Low

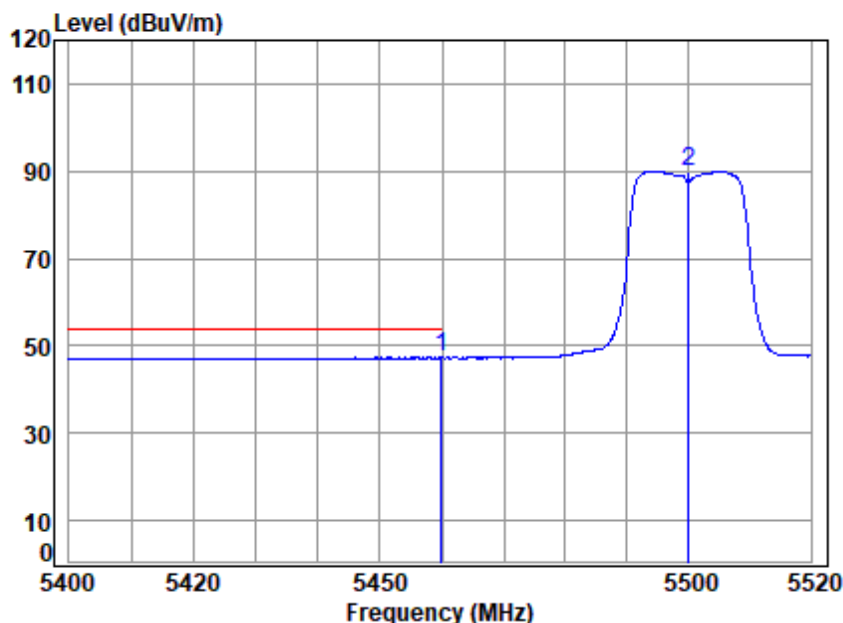


Site : chamber  
Condition: 3m HORIZONTAL  
Job No : 00644CR  
Mode : 5500 Band edge  
: 5G WIFI 11AC20

		Cable	Ant	Preamp	Read	Limit	Over	
Freq		Loss	Factor	Factor	Level	Level	Line	Limit Remark
	MHz	dB	dB/m	dB	dBuV	dBuV/m	dBuV/m	dB
1	5408.195	7.12	34.53	42.62	58.39	57.42	74.00	-16.58 peak
2	5461.110	7.30	34.57	42.58	57.16	56.45	68.20	-11.75 peak
3 *	5500.000	7.43	34.60	42.56	96.82	96.29	68.20	28.09 peak



Mode:e; Polarization:Horizontal; Modulation:802.11ac; bandwidth:20MHz; Channel:Low

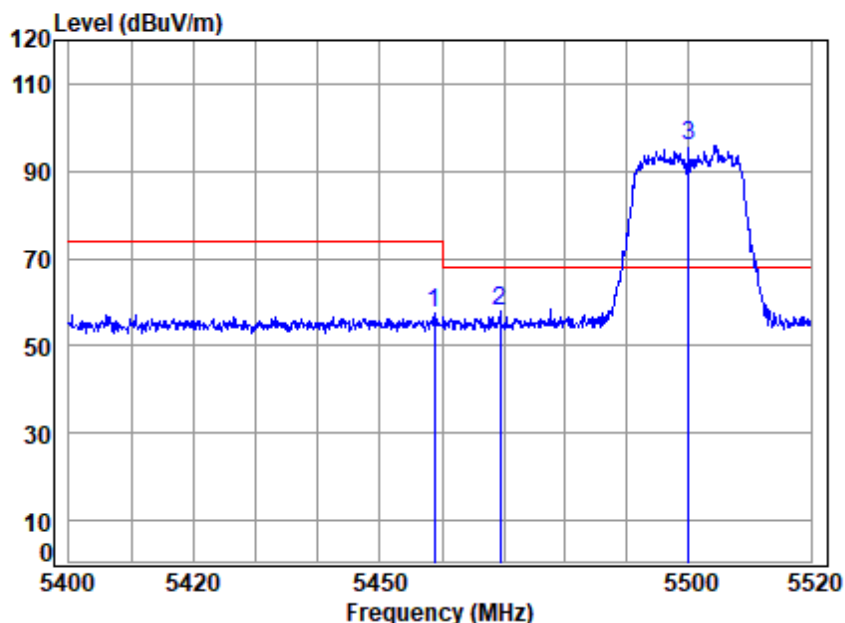


Site : chamber  
Condition: 3m HORIZONTAL  
Job No : 00644CR  
Mode : 5500 Band edge  
: 5G WIFI 11AC20

		Cable	Ant	Preamp	Read	Limit	Over	
	Freq	Loss	Factor	Factor	Level	Level	Line	Limit Remark
	MHz	dB	dB/m	dB	dBuV	dBuV/m	dBuV/m	dB
1	5459.910	7.29	34.57	42.58	48.05	47.33	54.00	-6.67 Average
2	5500.000	7.43	34.60	42.56	90.50	89.97	-----	----- Average



Mode:e; Polarization:Vertical; Modulation:802.11ac; bandwidth:20MHz; Channel:Low

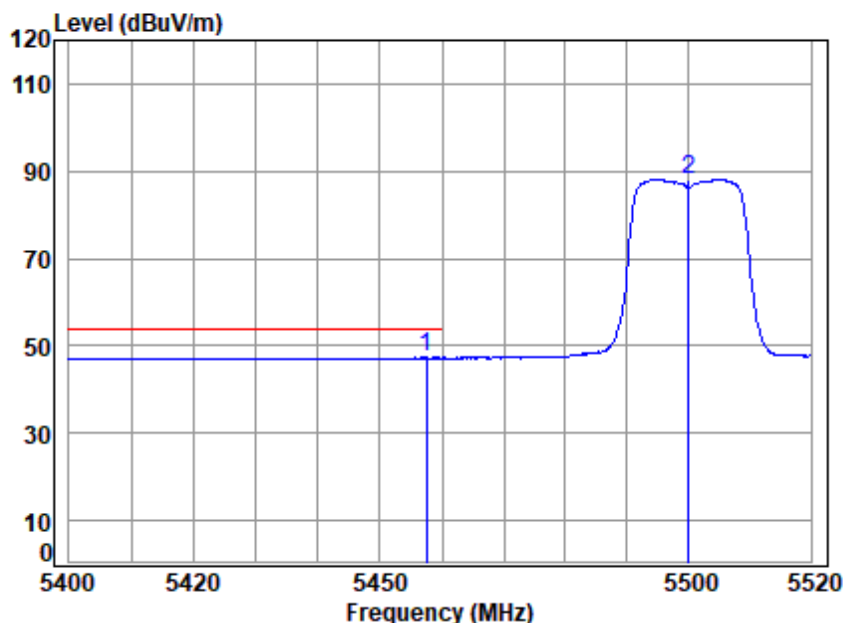


Site : chamber  
Condition: 3m VERTICAL  
Job No : 00644CR  
Mode : 5500 Band edge  
: 5G WIFI 11AC20

		Cable	Ant	Preamp	Read	Limit	Over	
Freq		Loss	Factor	Factor	Level	Level	Line	Limit Remark
	MHz	dB	dB/m	dB	dBuV	dBuV/m	dBuV/m	dB
1	5458.710	7.29	34.57	42.58	58.00	57.28	74.00	-16.72 Peak
2	5469.399	7.33	34.58	42.58	58.69	58.02	68.20	-10.18 peak
3 *	5500.000	7.43	34.60	42.56	96.30	95.77	68.20	27.57 Peak



Mode:e; Polarization:Vertical; Modulation:802.11ac; bandwidth:20MHz; Channel:Low



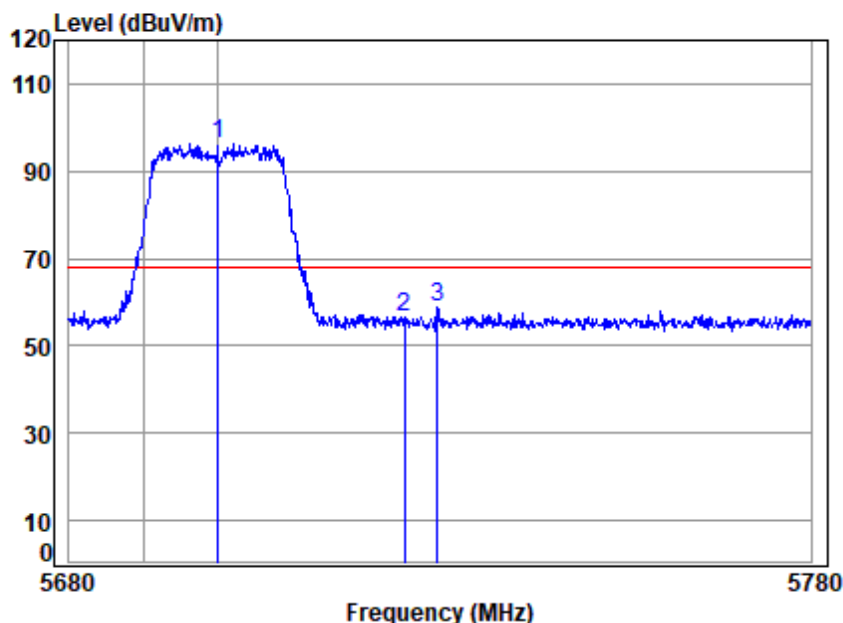
Site : chamber  
Condition: 3m VERTICAL  
Job No : 00644CR  
Mode : 5500 Band edge  
: 5G WIFI 11AC20

		Cable	Ant	Preamp	Read	Limit	Over	
Freq		Loss	Factor	Factor	Level	Line	Limit	Remark
	MHz	dB	dB/m	dB	dBuV	dBuV/m	dBuV/m	dB
1	5457.511	7.29	34.57	42.58	48.02	47.30	54.00	-6.70 Average
2	5500.000	7.43	34.60	42.56	88.55	88.02	-----	----- Average





Mode:e; Polarization:Horizontal; Modulation:802.11ac; bandwidth:20MHz; Channel:High



Site : chamber  
Condition: 3m HORIZONTAL  
Job No : 00644CR  
Mode : 5700 Band edge  
: 5G WIFI 11AC20

		Cable	Ant	Preamp	Read	Limit	Over	
Freq		Loss	Factor	Factor	Level	Level	Line	Limit Remark
MHz		dB	dB/m	dB	dBuV	dBuV/m	dBuV/m	dB
1 *	5700.000	7.26	34.81	42.43	96.85	96.49	68.20	28.29 peak
2	5725.000	7.19	34.83	42.41	56.98	56.59	68.20	-11.61 peak
3	5729.482	7.18	34.83	42.41	59.15	58.75	68.20	-9.45 peak

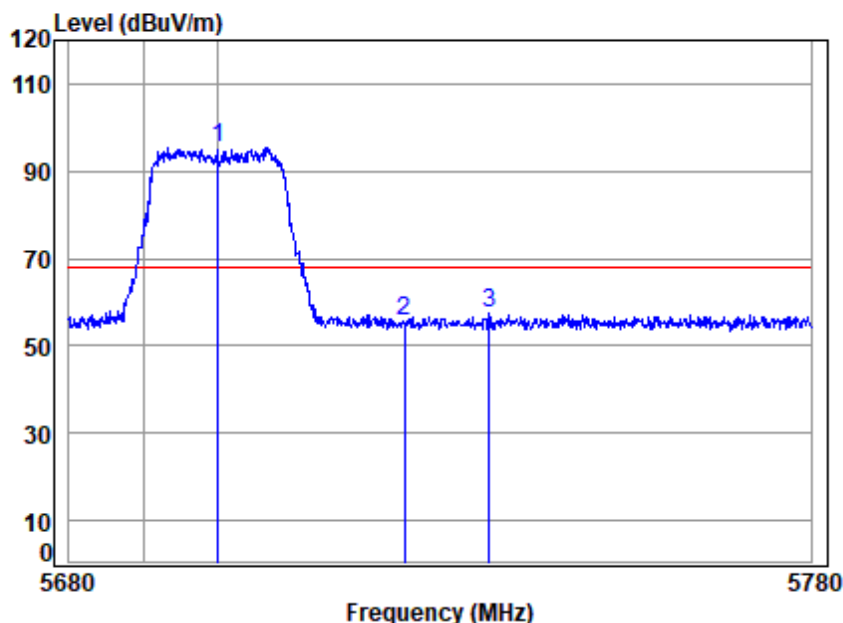


Unless otherwise agreed in writing, this document is issued by the Company subject to its General Conditions of Service printed overleaf, available on request or accessible at <http://www.sgs.com/en/Terms-and-Conditions.aspx> and, for electronic format documents, subject to Terms and Conditions for Electronic Documents at <http://www.sgs.com/en/Terms-and-Conditions/Terms-e-Documents.aspx>. Attention is drawn to the limitation of liability, indemnification and jurisdiction issues defined therein. Any holder of this document is advised that information contained hereon reflects the Company's findings at the time of its intervention only and within the limits of Client's instructions, if any. The Company's sole responsibility is to its Client and this document does not exonerate parties to a transaction from exercising all their rights and obligations under the transaction documents. This document cannot be reproduced except in full, without prior written approval of the Company. Any unauthorized alteration, forgery or falsification of the content or appearance of this document is unlawful and offenders may be prosecuted to the fullest extent of the law. Unless otherwise stated the results shown in this test report refer only to the sample(s) tested and such sample(s) are retained for 30 days only.  
Attention: To check the authenticity of testing / inspection report & certificate, please contact us at telephone: (86-755) 8307 1443, or email: [CN.Doccheck@sgs.com](mailto:CN.Doccheck@sgs.com)

SGS-CSTC Standards Technical Services Co., Ltd.  
Shenzhen Branch (China) Limited Laboratory

No.1 Workshop, M-10, Middle Section, Science & Technology Park, Shenzhen, China 518057 t (86-755) 26012053 f (86-755) 26710594 www.sgs.com.cn  
中国·深圳·科技园中区M-10栋一号厂房 邮编: 518057 t (86-755) 26012053 f (86-755) 26710594 sgs.china@sgs.com

Mode:e; Polarization:Vertical; Modulation:802.11ac; bandwidth:20MHz; Channel:High



Site : chamber  
Condition: 3m VERTICAL  
Job No : 00644CR  
Mode : 5700 Band edge  
: 5G WIFI 11AC20

		Cable	Ant	Preamp	Read	Limit	Over	
Freq		Loss	Factor	Factor	Level	Level	Line	Limit Remark
	MHz	dB	dB/m	dB	dBuV	dBuV/m	dBuV/m	dB
1 *	5700.000	7.26	34.81	42.43	95.70	95.34	68.20	27.14 Peak
2	5725.000	7.19	34.83	42.41	56.08	55.69	68.20	-12.51 Peak
3	5736.486	7.16	34.84	42.40	57.83	57.43	68.20	-10.77 Peak

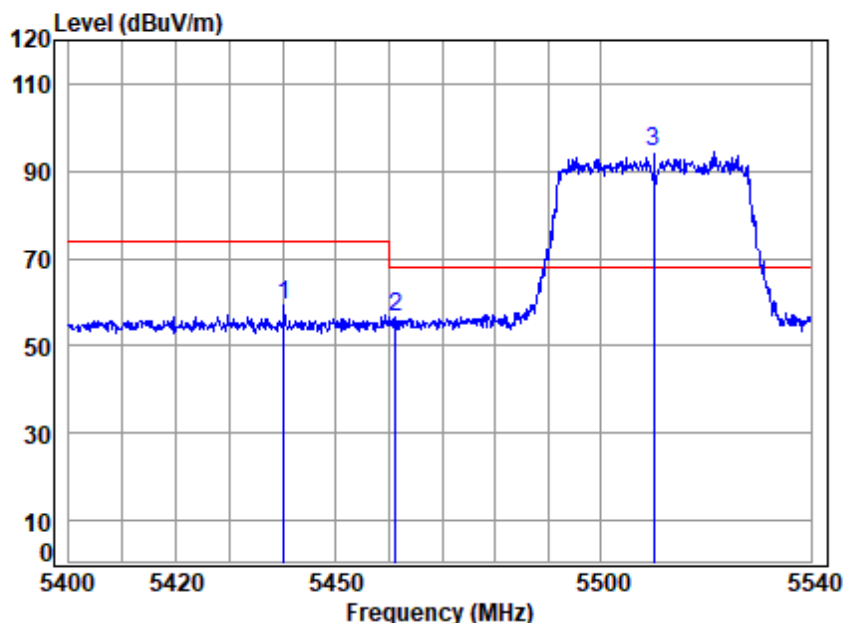


Unless otherwise agreed in writing, this document is issued by the Company subject to its General Conditions of Service printed overleaf, available on request or accessible at <http://www.sgs.com/en/Terms-and-Conditions.aspx> and, for electronic format documents, subject to Terms and Conditions for Electronic Documents at <http://www.sgs.com/en/Terms-and-Conditions/Terms-e-Documents.aspx>. Attention is drawn to the limitation of liability, indemnification and jurisdiction issues defined therein. Any holder of this document is advised that information contained hereon reflects the Company's findings at the time of its intervention only and within the limits of Client's instructions, if any. The Company's sole responsibility is to its Client and this document does not exonerate parties to a transaction from exercising all their rights and obligations under the transaction documents. This document cannot be reproduced except in full, without prior written approval of the Company. Any unauthorized alteration, forgery or falsification of the content or appearance of this document is unlawful and offenders may be prosecuted to the fullest extent of the law. Unless otherwise stated the results shown in this test report refer only to the sample(s) tested and such sample(s) are retained for 30 days only.  
Attention: To check the authenticity of testing / inspection report and certificate, please contact us at telephone: (86-755) 8307 1443, or email: [CN.Doccheck@sgs.com](mailto:CN.Doccheck@sgs.com)

SGS-CSTC Standards Technical Services Co., Ltd.  
Shenzhen Branch

No.1 Workshop, M-10, Middle Section, Science & Technology Park, Shenzhen, China 518057 t (86-755) 26012053 f (86-755) 26710594 www.sgs.com.cn  
中国·深圳·科技园中区M-10栋一号厂房 邮编: 518057 t (86-755) 26012053 f (86-755) 26710594 sgs.china@sgs.com

Mode:e; Polarization:Horizontal; Modulation:802.11ac; bandwidth:40MHz; Channel:Low

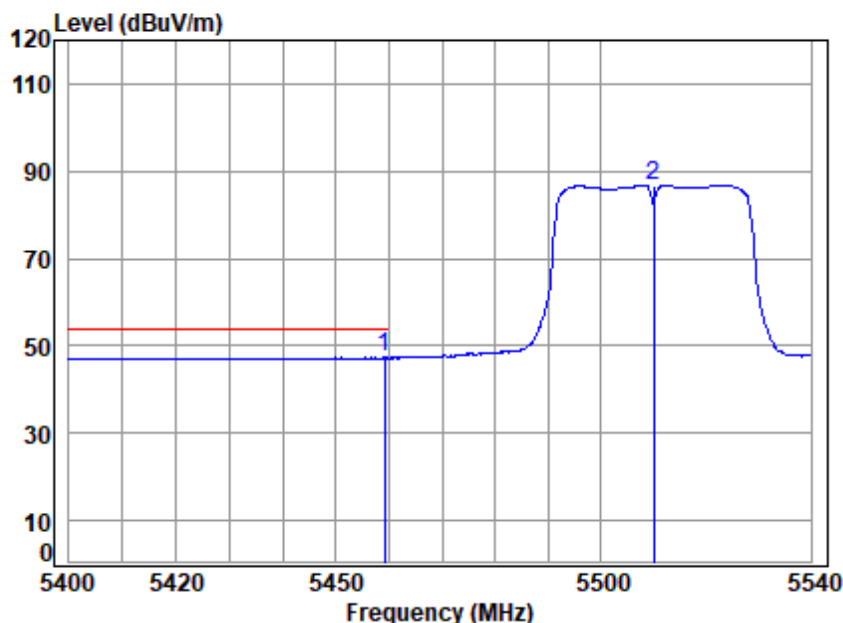


Site : chamber  
Condition: 3m HORIZONTAL  
Job No : 00644CR  
Mode : 5510 Band edge  
: 5G WIFI 11AC40

		Cable	Ant	Preamp	Read	Limit	Over	
Freq		Loss	Factor	Factor	Level	Level	Line	Limit Remark
	MHz	dB	dB/m	dB	dBuV	dBuV/m	dBuV/m	dB
1	5440.232	7.23	34.55	42.59	60.14	59.33	74.00	-14.67 peak
2	5461.159	7.30	34.57	42.58	57.31	56.60	68.20	-11.60 peak
3 *	5510.000	7.40	34.61	42.55	94.95	94.41	68.20	26.21 peak



Mode:e; Polarization:Horizontal; Modulation:802.11ac; bandwidth:40MHz; Channel:Low



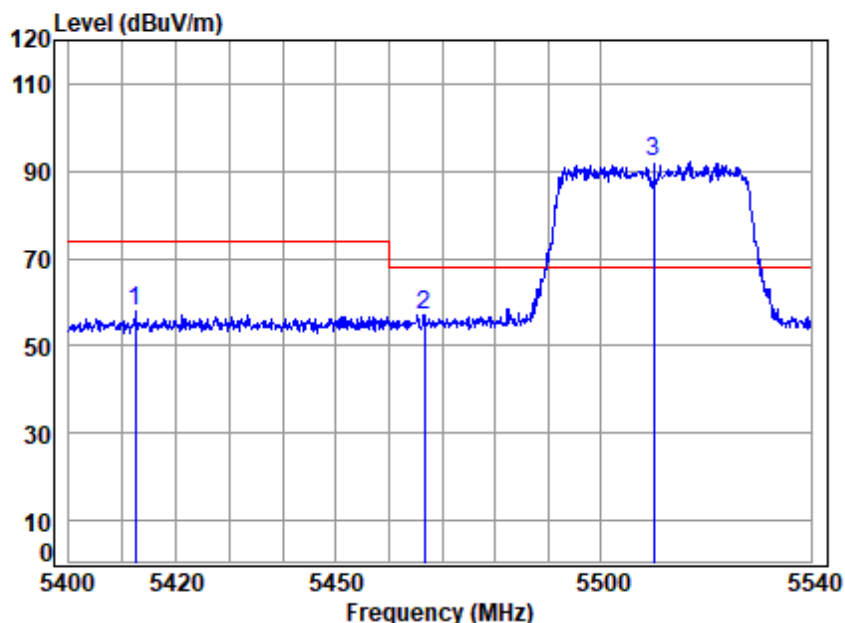
Site : chamber  
Condition: 3m HORIZONTAL  
Job No : 00644CR  
Mode : 5510 Band edge  
: 5G WIFI 11AC40

		Cable	Ant	Preamp	Read	Limit	Over	
	Freq	Loss	Factor	Factor	Level	Level	Line	Limit Remark
	MHz	dB	dB/m	dB	dBuV	dBuV/m	dBuV/m	dB
1	5459.063	7.29	34.57	42.58	47.99	47.27	54.00	-6.73 Average
2	5510.000	7.40	34.61	42.55	87.28	86.74	-----	----- Average





Mode:e; Polarization:Vertical; Modulation:802.11ac; bandwidth:40MHz; Channel:Low

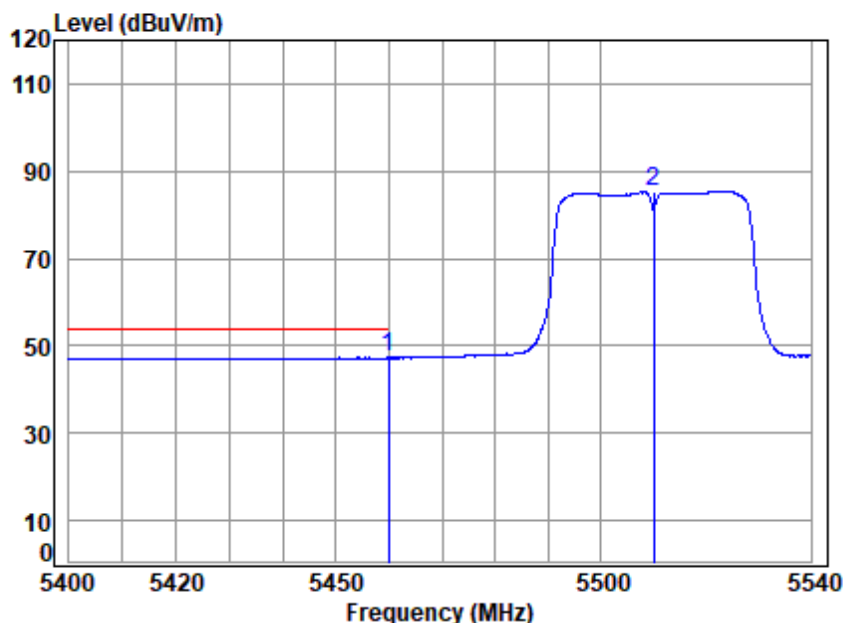


Site : chamber  
Condition: 3m VERTICAL  
Job No : 00644CR  
Mode : 5510 Band edge  
: 5G WIFI 11AC40

		Cable	Ant	Preamp	Read	Limit	Over	
Freq		Loss	Factor	Factor	Level	Level	Line	Limit Remark
	MHz	dB	dB/m	dB	dBuV	dBuV/m	dBuV/m	dB
1	5412.315	7.13	34.53	42.61	58.99	58.04	74.00	-15.96 Peak
2	5466.613	7.32	34.57	42.58	57.88	57.19	68.20	-11.01 peak
3 *	5510.000	7.40	34.61	42.55	92.50	91.96	68.20	23.76 Peak



Mode:e; Polarization:Vertical; Modulation:802.11ac; bandwidth:40MHz; Channel:Low

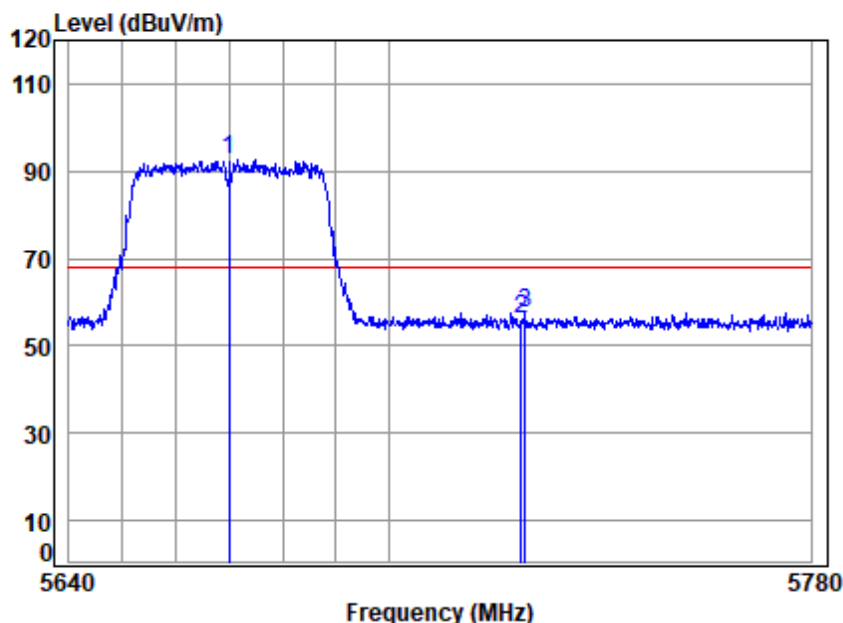


Site : chamber  
Condition: 3m VERTICAL  
Job No : 00644CR  
Mode : 5510 Band edge  
: 5G WIFI 11AC40

		Cable	Ant	Preamp	Read	Limit	Over	
	Freq	Loss	Factor	Factor	Level	Level	Line	Limit Remark
	MHz	dB	dB/m	dB	dBuV	dBuV/m	dBuV/m	dB
1	5459.901	7.29	34.57	42.58	48.12	47.40	54.00	-6.60 Average
2	5510.000	7.40	34.61	42.55	85.97	85.43	-----	----- Average



Mode:e; Polarization:Horizontal; Modulation:802.11ac; bandwidth:40MHz; Channel:High

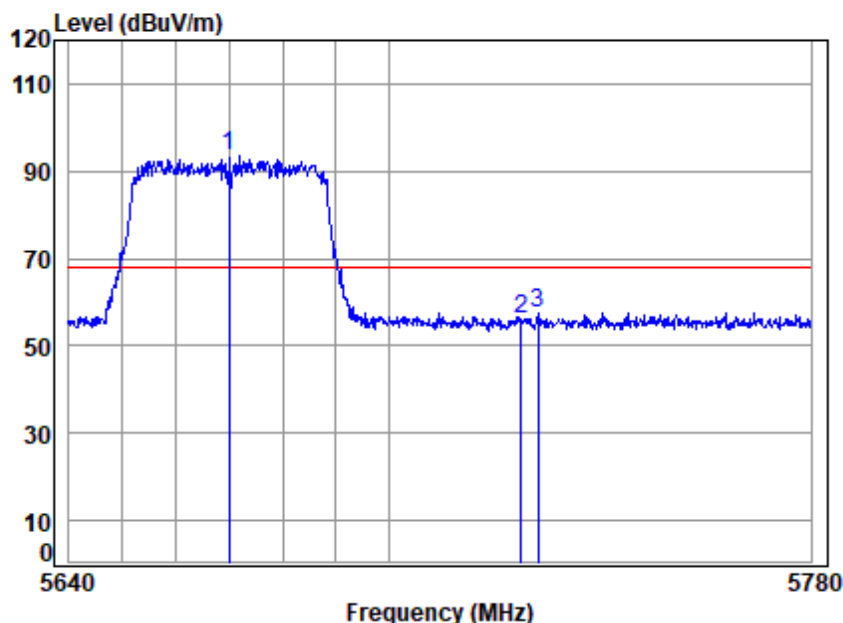


Site : chamber  
Condition: 3m HORIZONTAL  
Job No : 00644CR  
Mode : 5670 Band edge  
: 5G WIFI 11AC40

		Cable	Ant	Preamp	Read	Limit	Over	
Freq		Loss	Factor	Factor	Level	Level	Line	Limit Remark
MHz		dB	dB/m	dB	dBuV	dBuV/m	dBuV/m	dB
1 *	5670.000	7.23	34.77	42.45	92.86	92.41	68.20	24.21 peak
2	5725.000	7.19	34.83	42.41	56.49	56.10	68.20	-12.10 peak
3	5725.693	7.19	34.83	42.41	58.02	57.63	68.20	-10.57 peak



Mode:e; Polarization:Vertical; Modulation:802.11ac; bandwidth:40MHz; Channel:High



Site : chamber

Condition: 3m VERTICAL

Job No : 00644CR

Mode : 5670 Band edge

: 5G WIFI 11AC40

		Cable	Ant	Preamp	Read	Limit	Over	
Freq		Loss	Factor	Factor	Level	Level	Line	Limit Remark
MHz		dB	dB/m	dB	dBuV	dBuV/m	dBuV/m	dB
1 *	5670.000	7.23	34.77	42.45	94.01	93.56	68.20	25.36 Peak
2	5725.000	7.19	34.83	42.41	56.41	56.02	68.20	-12.18 Peak
3	5728.081	7.19	34.83	42.41	58.05	57.66	68.20	-10.54 Peak



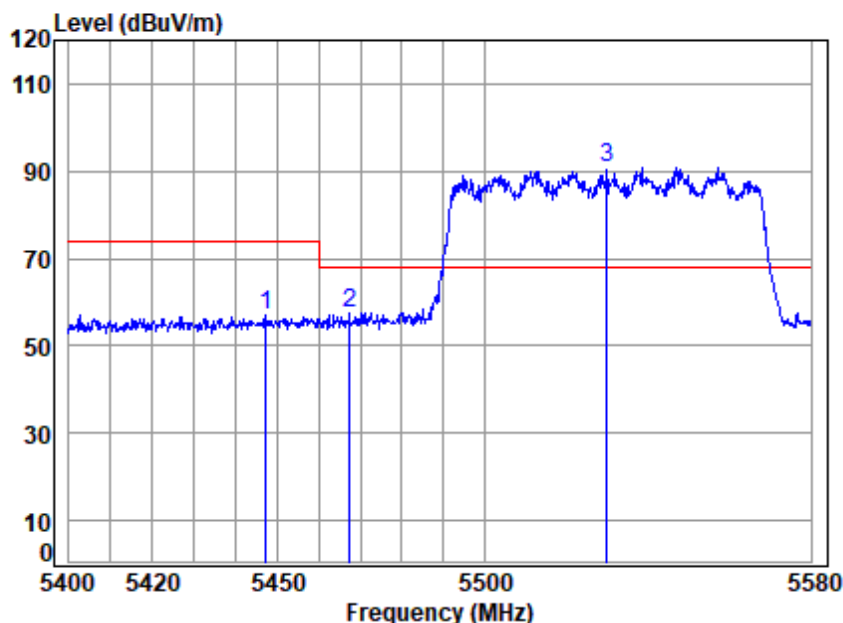
SGS-CSTC Standards Technical Services Co., Ltd.  
Shenzhen Branch (SGS-CSTC Laboratory)

Unless otherwise agreed in writing, this document is issued by the Company subject to its General Conditions of Service printed overleaf, available on request or accessible at <http://www.sgs.com/en/Terms-and-Conditions.aspx> and, for electronic format documents, subject to Terms and Conditions for Electronic Documents at <http://www.sgs.com/en/Terms-and-Conditions/Terms-e-Documents.aspx>. Attention is drawn to the limitation of liability, indemnification and jurisdiction issues defined therein. Any holder of this document is advised that information contained hereon reflects the Company's findings at the time of its intervention only and within the limits of Client's instructions, if any. The Company's sole responsibility is to its Client and this document does not exonerate parties to a transaction from exercising all their rights and obligations under the transaction documents. This document cannot be reproduced except in full, without prior written approval of the Company. Any unauthorized alteration, forgery or falsification of the content or appearance of this document is unlawful and offenders may be prosecuted to the fullest extent of the law. Unless otherwise stated the results shown in this test report refer only to the sample(s) tested and such sample(s) are retained for 30 days only.  
Attention: To check the authenticity of testing / inspection report & certificate, please contact us at telephone: (86-755) 8307 1443, or email: [CN.Doccheck@sgs.com](mailto:CN.Doccheck@sgs.com)

No.1 Workshop, M-10, Middle Section, Science & Technology Park, Shenzhen, China 518057 t (86-755) 26012053 f (86-755) 26710594 www.sgs.com.cn  
中国·深圳·科技园中区M-10栋一号厂房 邮编: 518057 t (86-755) 26012053 f (86-755) 26710594 sgs.china@sgs.com



Mode:e; Polarization:Horizontal; Modulation:802.11ac; bandwidth:80MHz; Channel:Low

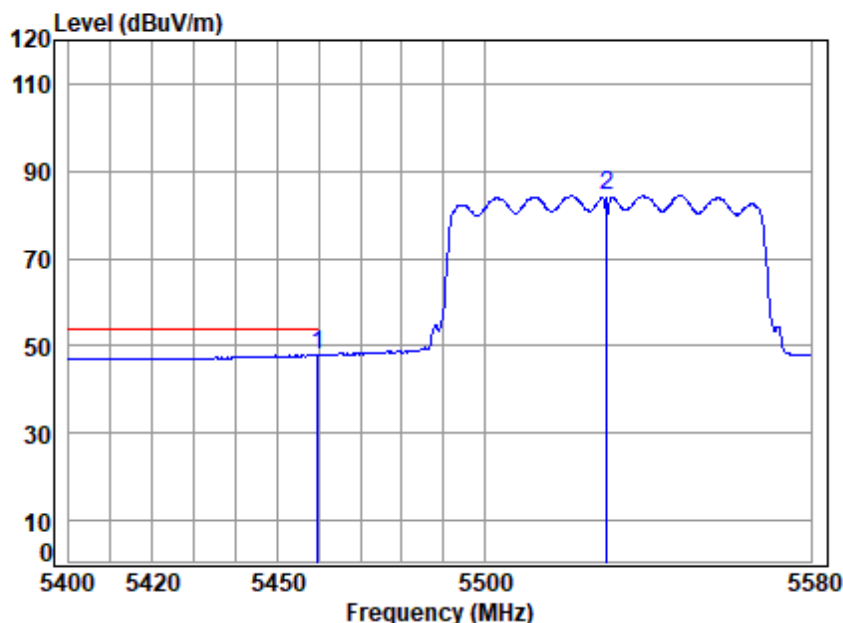


Site : chamber  
Condition: 3m HORIZONTAL  
Job No : 00644CR  
Mode : 5530 Band edge  
: 5G WIFI 11AC80

		Cable	Ant	Preamp	Read	Limit	Over	
Freq		Loss	Factor	Factor	Level	Line	Limit	Remark
	MHz	dB	dB/m	dB	dBuV	dBuV/m	dBuV/m	dB
1	5447.305	7.25	34.56	42.59	57.82	57.04	74.00	-16.96 peak
2	5467.347	7.32	34.58	42.58	57.98	57.30	68.20	-10.90 peak
3 *	5530.000	7.35	34.63	42.54	91.52	90.96	68.20	22.76 peak



Mode:e; Polarization:Horizontal; Modulation:802.11ac; bandwidth:80MHz; Channel:Low

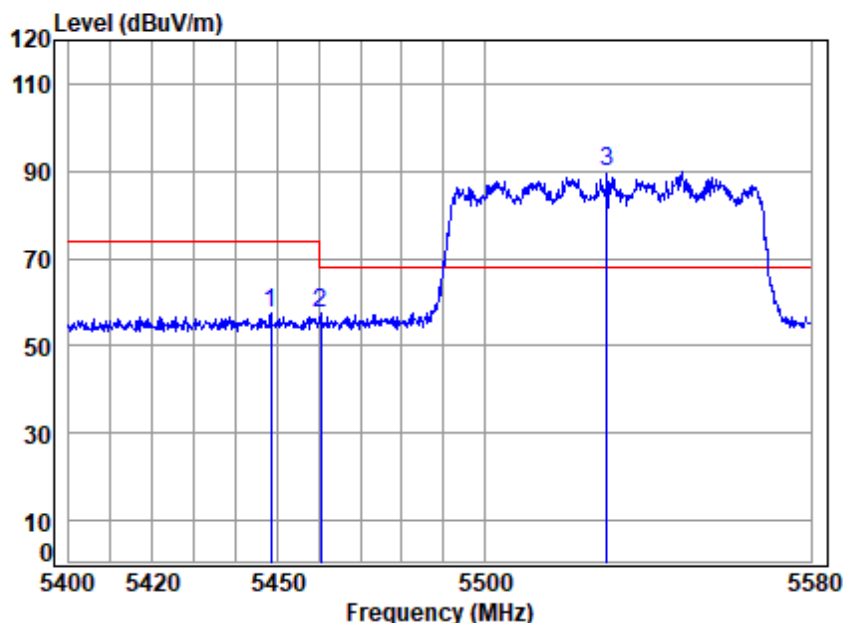


Site : chamber  
Condition: 3m HORIZONTAL  
Job No : 00644CR  
Mode : 5530 Band edge  
: 5G WIFI 11AC80

		Cable	Ant	Preamp	Read	Limit	Over	
Freq		Loss	Factor	Factor	Level	Line	Limit	Remark
	MHz	dB	dB/m	dB	dBuV	dBuV/m	dBuV/m	dB
1	5459.823	7.29	34.57	42.58	48.75	48.03	54.00	-5.97 Average
2	5530.000	7.35	34.63	42.54	84.91	84.35	-----	----- Average



Mode:e; Polarization:Vertical; Modulation:802.11ac; bandwidth:80MHz; Channel:Low



Site : chamber

Condition: 3m VERTICAL

Job No : 00644CR

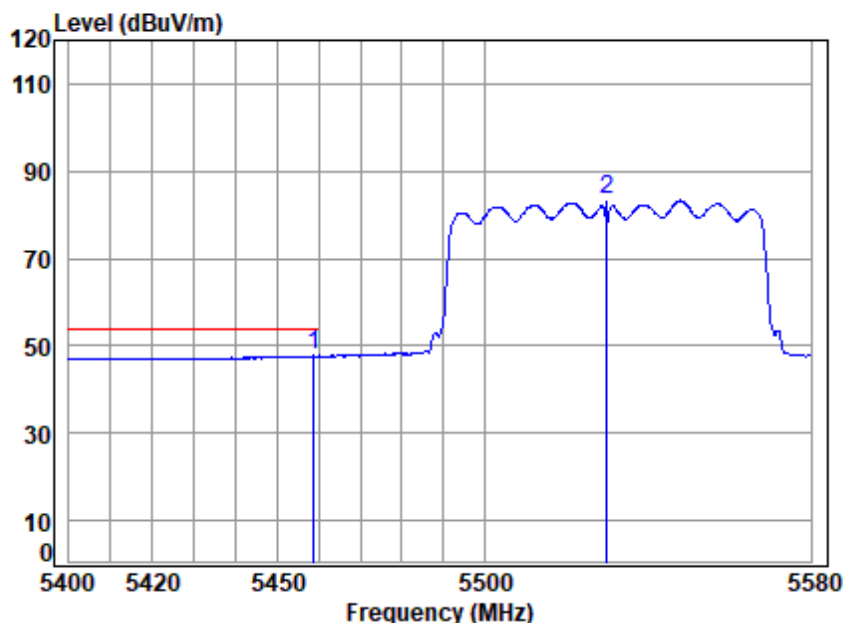
Mode : 5530 Band edge

: 5G WIFI 11AC80

		Cable	Ant	Preamp	Read	Limit	Over	
Freq		Loss	Factor	Factor	Level	Level	Line	Limit Remark
	MHz	dB	dB/m	dB	dBuV	dBuV/m	dBuV/m	dB
1	5448.377	7.26	34.56	42.59	58.30	57.53	74.00	-16.47 Peak
2	5460.360	7.30	34.57	42.58	58.28	57.57	68.20	-10.63 peak
3 *	5530.000	7.35	34.63	42.54	90.44	89.88	68.20	21.68 Peak



Mode:e; Polarization:Vertical; Modulation:802.11ac; bandwidth:80MHz; Channel:Low



Site : chamber

Condition: 3m VERTICAL

Job No : 00644CR

Mode : 5530 Band edge

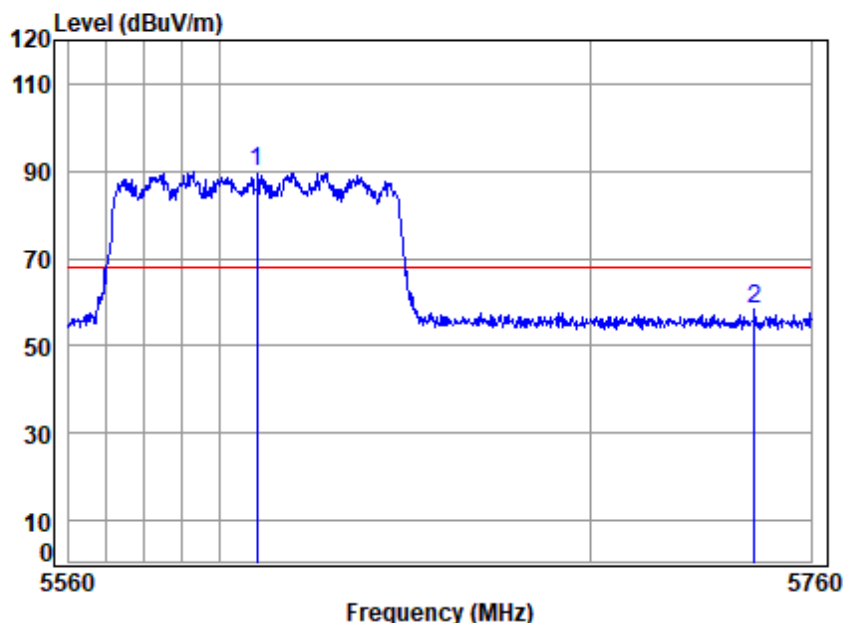
: 5G WIFI 11AC80

		Cable	Ant	Preamp	Read	Limit	Over	
Freq		Loss	Factor	Factor	Level	Line	Limit	Remark
	MHz	dB	dB/m	dB	dBuV	dBuV/m	dBuV/m	dB
1	5458.749	7.29	34.57	42.58	48.55	47.83	54.00	-6.17 Average
2	5530.000	7.35	34.63	42.54	83.84	83.28	-----	----- Average





Mode:e; Polarization:Horizontal; Modulation:802.11ac; bandwidth:80MHz; Channel:High

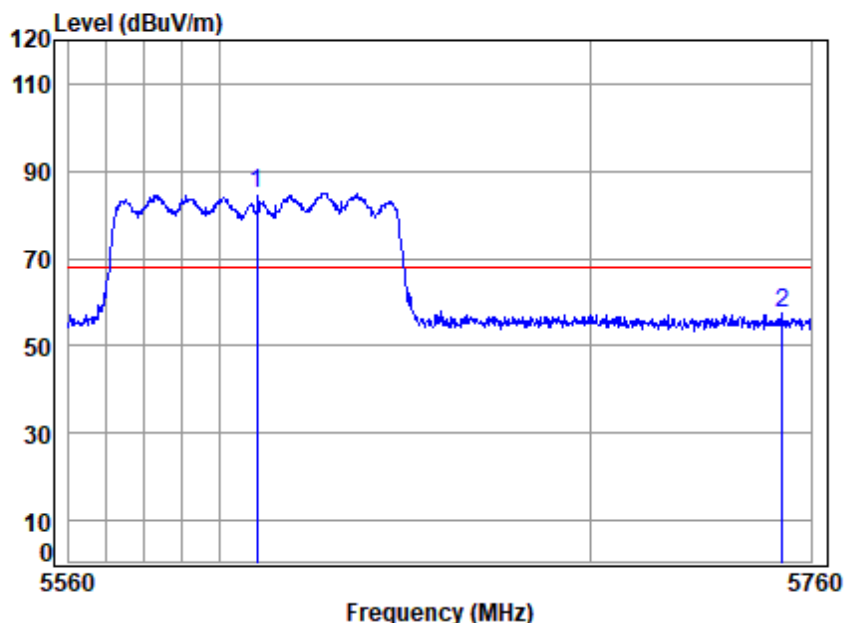


Site : chamber  
Condition: 3m HORIZONTAL  
Job No : 00644CR  
Mode : 5610 Band edge  
: 5G WIFI 11AC80

		Cable	Ant	Preamp	Read	Limit	Over	
Freq		Loss	Factor	Factor	Level	Level	Line	Limit Remark
MHz		dB	dB/m	dB	dBuV	dBuV/m	dBuV/m	dB
1 *	5610.000	7.17	34.71	42.48	90.62	90.02	68.20	21.82 peak
2	5744.551	7.14	34.85	42.40	58.89	58.48	68.20	-9.72 peak



Mode:e; Polarization:Vertical; Modulation:802.11ac; bandwidth:80MHz; Channel:High



Site : chamber

Condition: 3m VERTICAL

Job No : 00644CR

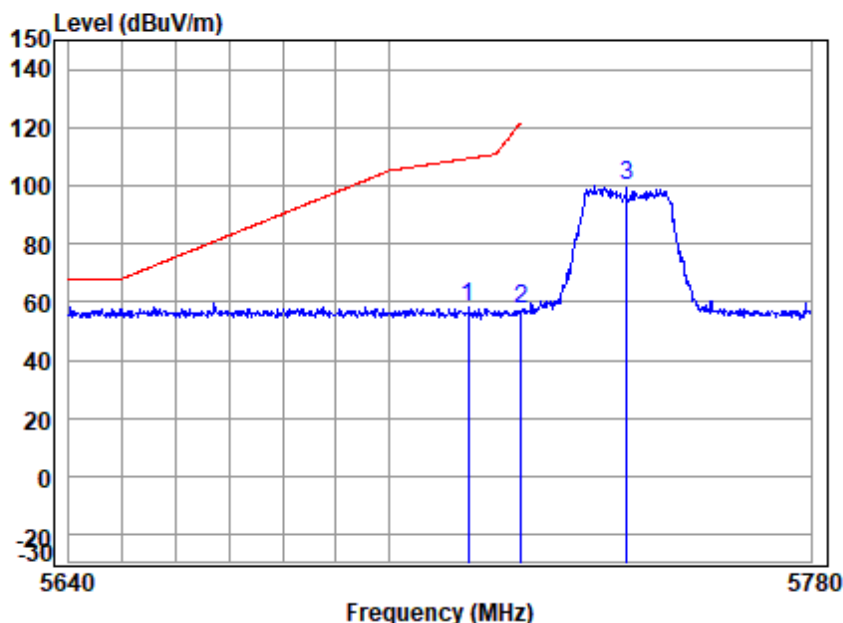
Mode : 5610 Band edge

: 5G WIFI 11AC80

		Cable	Ant	Preamp	Read	Limit	Over	
Freq		Loss	Factor	Factor	Level	Line	Limit	Remark
MHz		dB	dB/m	dB	dBuV	dBuV/m	dBuV/m	dB
1 *	5610.000	7.17	34.71	42.48	85.63	85.03	68.20	16.83 Peak
2	5752.270	7.12	34.86	42.39	57.68	57.27	68.20	-10.93 Peak



Mode:f; Polarization:Horizontal; Modulation:802.11a; bandwidth:20MHz; Channel:Low

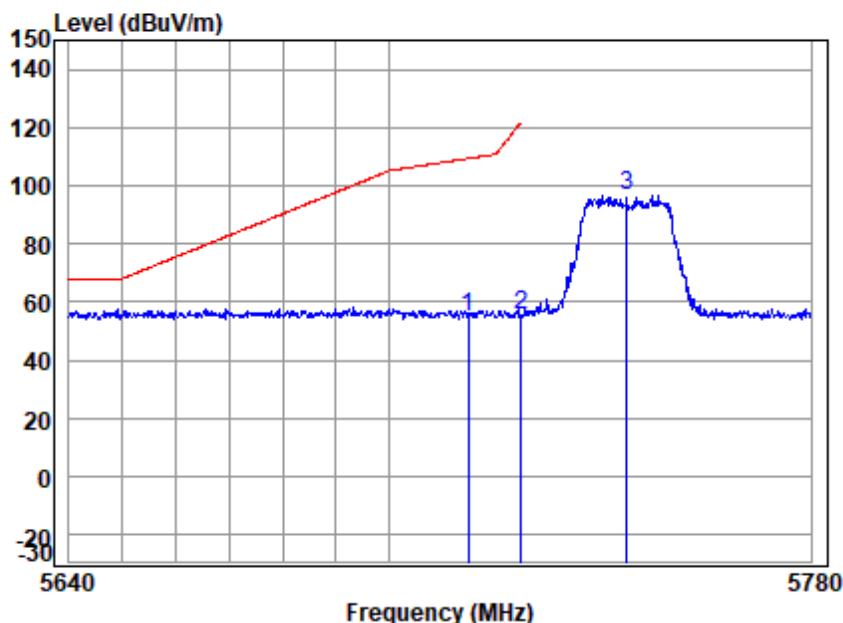


Site : chamber  
Condition: 3m HORIZONTAL  
Job No : 00644CR  
Mode : 5745 Band edge  
: 5G WIFI 11A

		Cable	Ant	Preamp	Read	Limit	Over	
Freq		Loss	Factor	Factor	Level	Level	Line	Limit Remark
	MHz	dB	dB/m	dB	dBuV	dBuV/m	dBuV/m	dB
1	5715.000	7.22	34.82	42.42	58.74	58.36	109.40	-51.04 peak
2	5725.000	7.19	34.83	42.41	57.80	57.41	122.20	-64.79 peak
3	5745.000	7.14	34.85	42.40	100.72	100.31	-----	----- peak



Mode:f; Polarization:Vertical; Modulation:802.11a; bandwidth:20MHz; Channel:Low



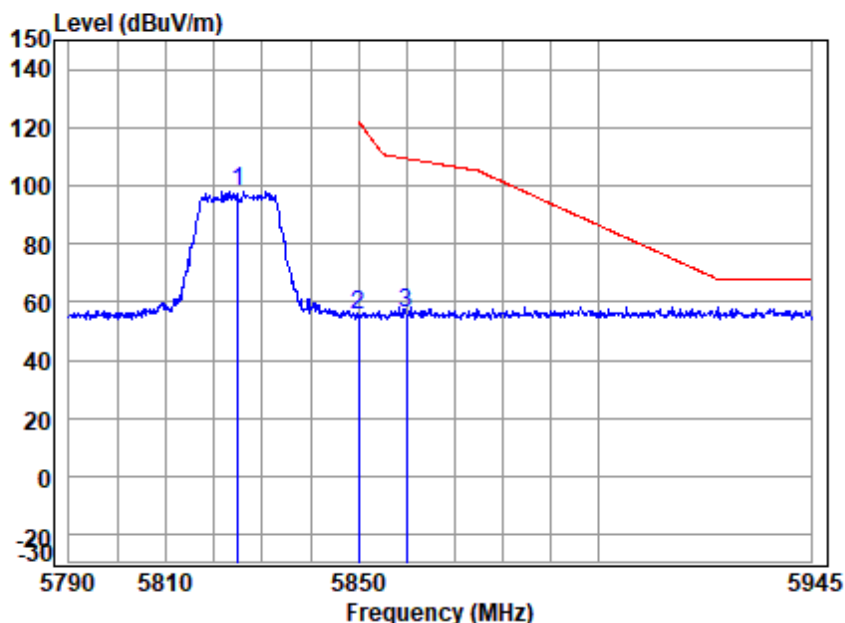
Site : chamber  
Condition: 3m VERTICAL  
Job No : 00644CR  
Mode : 5745 Band edge  
: 5G WIFI 11A

		Cable	Ant	Preamp	Read	Limit	Over	
Freq		Loss	Factor	Factor	Level	Level	Line	Limit Remark
	MHz	dB	dB/m	dB	dBuV	dBuV/m	dBuV/m	dB
1	5715.000	7.22	34.82	42.42	55.24	54.86	109.40	-54.54 peak
2	5725.000	7.19	34.83	42.41	56.28	55.89	122.20	-66.31 peak
3	5745.000	7.14	34.85	42.40	97.03	96.62	-----	----- peak





Mode:f; Polarization:Horizontal; Modulation:802.11a; bandwidth:20MHz; Channel:High

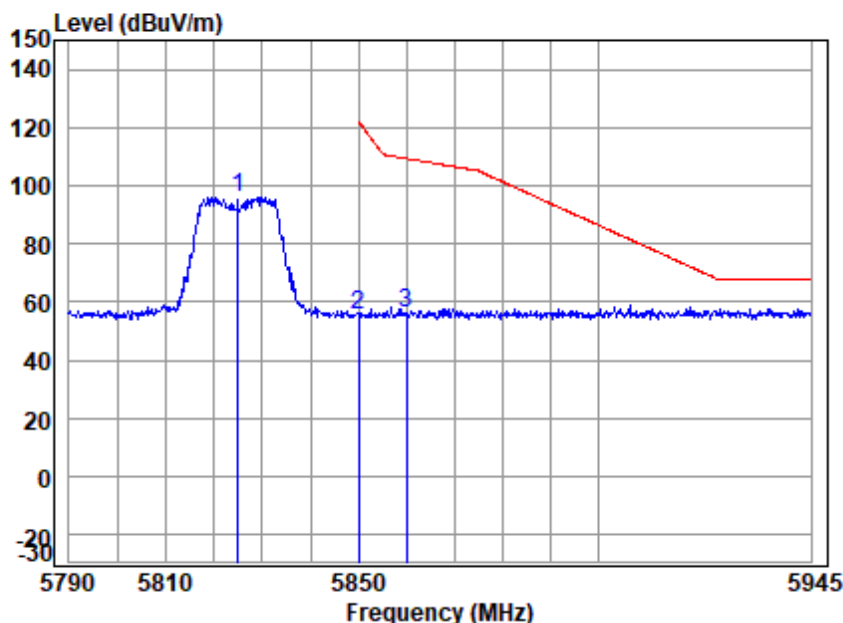


Site : chamber  
Condition: 3m HORIZONTAL  
Job No : 00644CR  
Mode : 5825 Band edge  
: 5G WIFI 11A

		Cable	Ant	Preamp	Read	Limit	Over	
Freq		Loss	Factor	Factor	Level	Level	Line	Limit Remark
	MHz	dB	dB/m	dB	dBuV	dBuV/m	dBuV/m	dB
1	5825.000	7.03	34.93	42.35	98.48	98.09	-----	----- peak
2	5850.000	7.06	34.95	42.33	55.87	55.55	122.20	-66.65 peak
3	5860.000	7.07	34.96	42.33	56.82	56.52	109.40	-52.88 peak



Mode:f; Polarization:Vertical; Modulation:802.11a; bandwidth:20MHz; Channel:High



Site : chamber

Condition: 3m VERTICAL

Job No : 00644CR

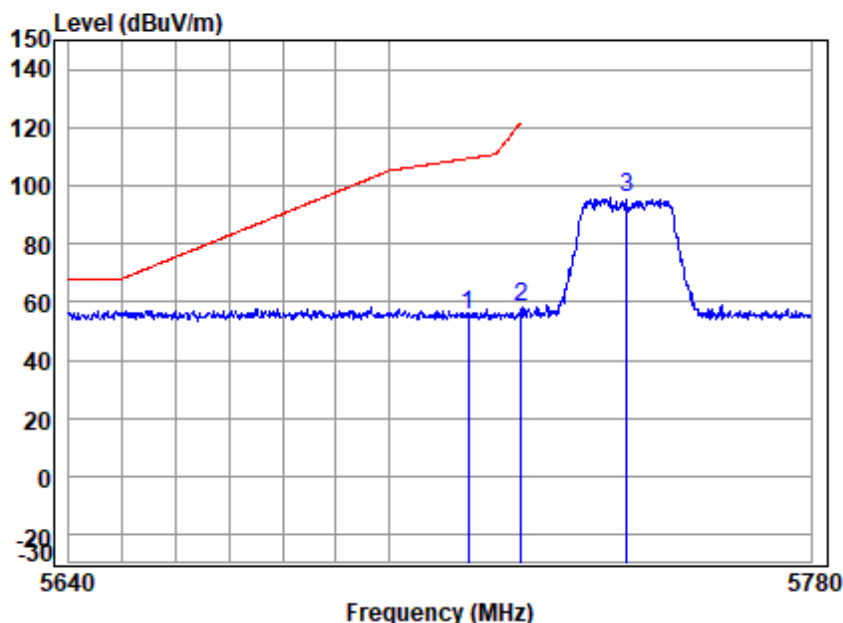
Mode : 5825 Band edge

: 5G WIFI 11A

		Cable	Ant	Preamp	Read	Limit	Over	
Freq		Loss	Factor	Factor	Level	Level	Line	Limit Remark
MHz		dB	dB/m	dB	dBuV	dBuV/m	dBuV/m	dB
1	5825.000	7.03	34.93	42.35	96.58	96.19	-----	----- peak
2	5850.000	7.06	34.95	42.33	56.16	55.84	122.20	-66.36 peak
3	5860.000	7.07	34.96	42.33	56.48	56.18	109.40	-53.22 peak



Mode:f; Polarization:Horizontal; Modulation:802.11n; bandwidth:20MHz; Channel:Low



Site : chamber  
Condition: 3m HORIZONTAL  
Job No : 00644CR  
Mode : 5745 Band edge  
: 5G WIFI 11N20

		Cable	Ant	Preamp	Read	Limit	Over	
	Freq	Loss	Factor	Factor	Level	Level	Line	Limit Remark
	MHz	dB	dB/m	dB	dBuV	dBuV/m	dBuV/m	dB
1	5715.000	7.22	34.82	42.42	55.76	55.38	109.40	-54.02 peak
2	5725.000	7.19	34.83	42.41	58.57	58.18	122.20	-64.02 peak
3	5745.000	7.14	34.85	42.40	96.07	95.66	-----	----- peak

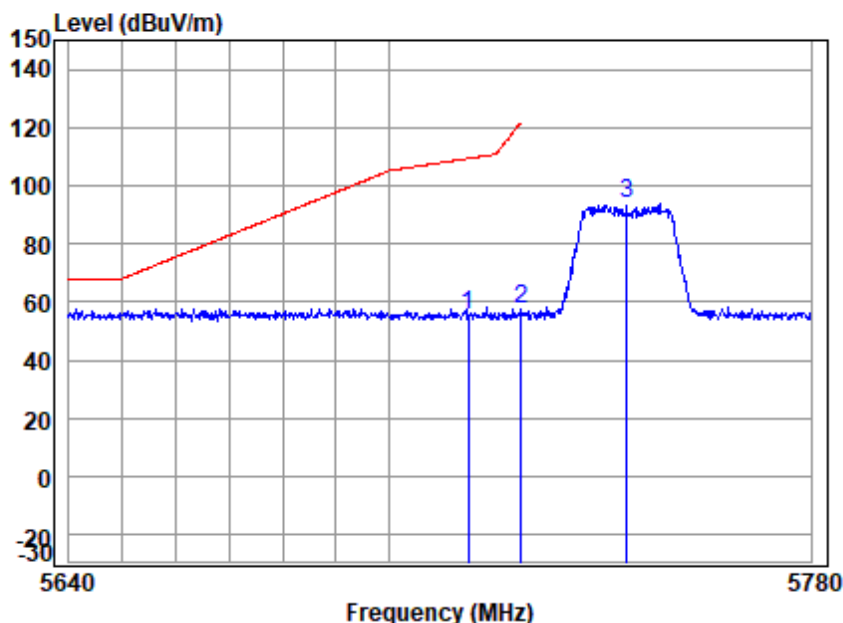


SGS-CSTC Standards Technical Services Co., Ltd.  
Shenzhen Branch

Unless otherwise agreed in writing, this document is issued by the Company subject to its General Conditions of Service printed overleaf, available on request or accessible at <http://www.sgs.com/en/Terms-and-Conditions.aspx> and, for electronic format documents, subject to Terms and Conditions for Electronic Documents at <http://www.sgs.com/en/Terms-and-Conditions/Terms-e-Documents.aspx>. Attention is drawn to the limitation of liability, indemnification and jurisdiction issues defined therein. Any holder of this document is advised that information contained hereon reflects the Company's findings at the time of its intervention only and within the limits of Client's instructions, if any. The Company's sole responsibility is to its Client and this document does not exonerate parties to a transaction from exercising all their rights and obligations under the transaction documents. This document cannot be reproduced except in full, without prior written approval of the Company. Any unauthorized alteration, forgery or falsification of the content or appearance of this document is unlawful and offenders may be prosecuted to the fullest extent of the law. Unless otherwise stated the results shown in this test report refer only to the sample(s) tested and such sample(s) are retained for 30 days only.  
Attention: To check the authenticity of testing / inspection report and certificate, please contact us at telephone: (86-755) 8307 1443, or email: [CN.Doccheck@sgs.com](mailto:CN.Doccheck@sgs.com)

No.1 Workshop, M-10, Middle Section, Science & Technology Park, Shenzhen, China 518057 t (86-755) 26012053 f (86-755) 26710594 www.sgs.com.cn  
中国·深圳·科技园中区M-10栋一号厂房 邮编: 518057 t (86-755) 26012053 f (86-755) 26710594 sgs.china@sgs.com

Mode:f; Polarization:Vertical; Modulation:802.11n; bandwidth:20MHz; Channel:Low



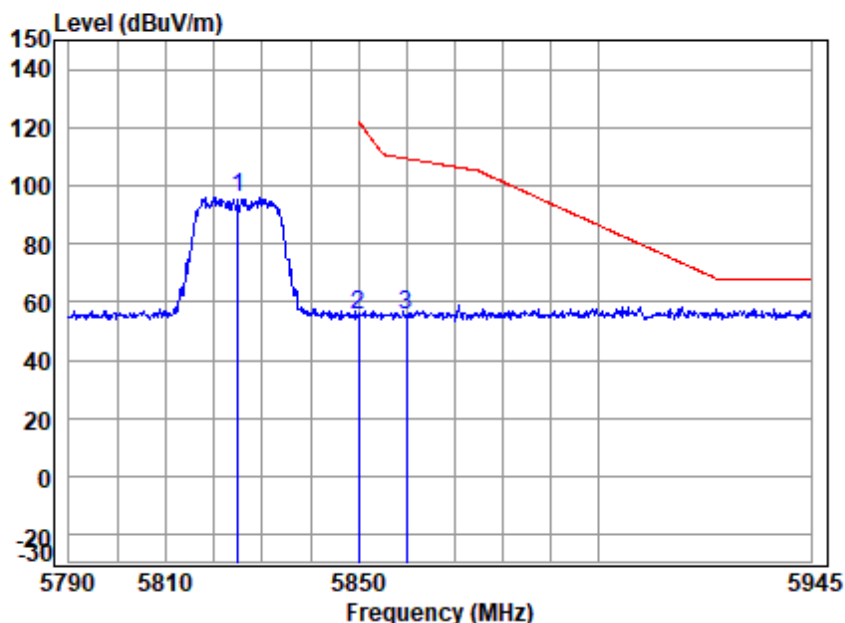
Site : chamber  
Condition: 3m VERTICAL  
Job No : 00644CR  
Mode : 5745 Band edge  
: 5G WIFI 11N20

		Cable	Ant	Preamp	Read	Limit	Over	
Freq		Loss	Factor	Factor	Level	Level	Line	Limit Remark
	MHz	dB	dB/m	dB	dBuV	dBuV/m	dBuV/m	dB
1	5715.000	7.22	34.82	42.42	55.64	55.26	109.40	-54.14 peak
2	5725.000	7.19	34.83	42.41	57.75	57.36	122.20	-64.84 peak
3	5745.000	7.14	34.85	42.40	94.12	93.71	-----	----- peak





Mode:f; Polarization:Horizontal; Modulation:802.11n; bandwidth:20MHz; Channel:High

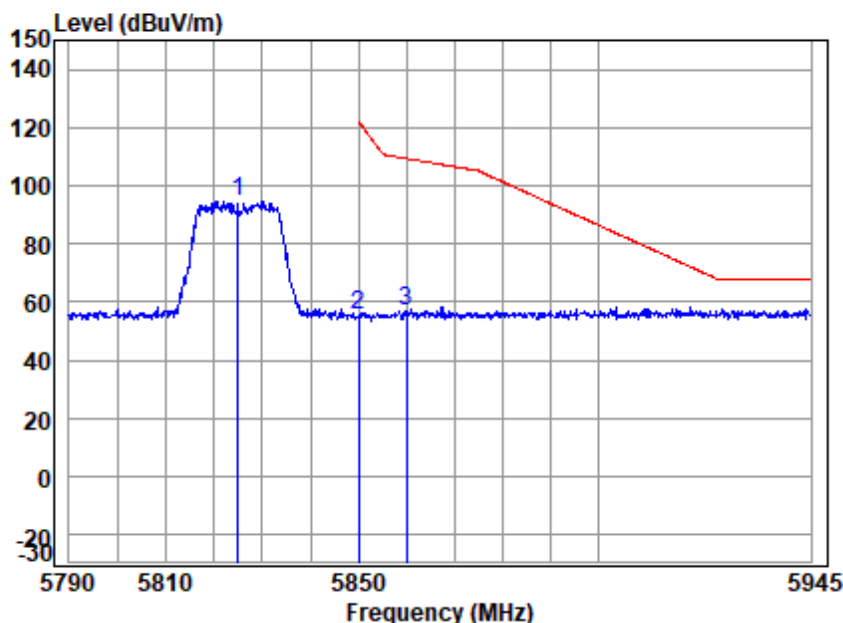


Site : chamber  
Condition: 3m HORIZONTAL  
Job No : 00644CR  
Mode : 5825 Band edge  
: 5G WIFI 11N20

		Cable	Ant	Preamp	Read	Limit	Over	
Freq		Loss	Factor	Factor	Level	Level	Line	Limit Remark
	MHz	dB	dB/m	dB	dBuV	dBuV/m	dBuV/m	dB
1	5825.000	7.03	34.93	42.35	96.55	96.16	-----	----- peak
2	5850.000	7.06	34.95	42.33	55.66	55.34	122.20	-66.86 peak
3	5860.000	7.07	34.96	42.33	56.11	55.81	109.40	-53.59 peak



Mode:f; Polarization:Vertical; Modulation:802.11n; bandwidth:20MHz; Channel:High

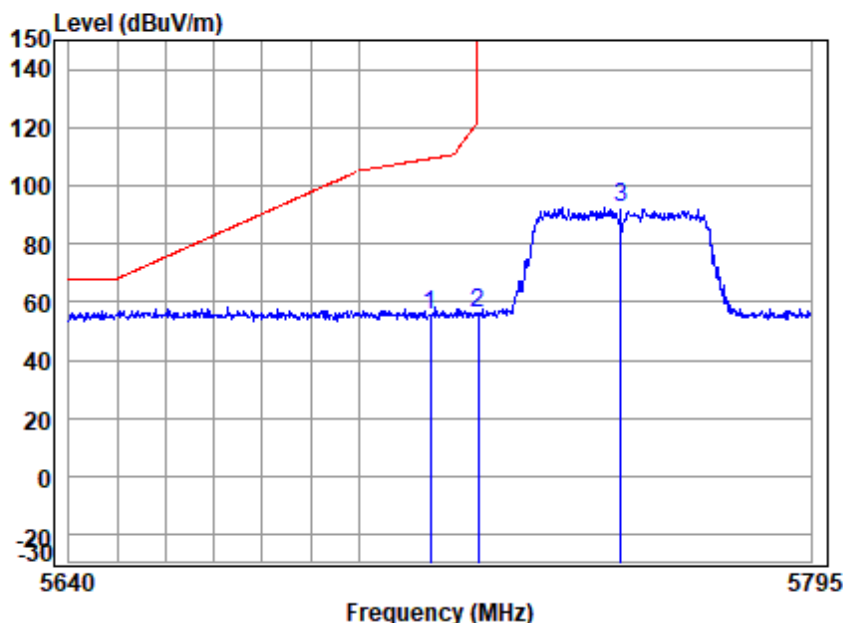


Site : chamber  
Condition: 3m VERTICAL  
Job No : 00644CR  
Mode : 5825 Band edge  
: 5G WIFI 11N20

		Cable	Ant	Preamp	Read	Limit	Over	
Freq		Loss	Factor	Factor	Level	Level	Line	Limit Remark
	MHz	dB	dB/m	dB	dBuV	dBuV/m	dBuV/m	dB
1	5825.000	7.03	34.93	42.35	95.18	94.79	-----	----- peak
2	5850.000	7.06	34.95	42.33	55.94	55.62	122.20	-66.58 peak
3	5860.000	7.07	34.96	42.33	56.96	56.66	109.40	-52.74 peak



Mode:f; Polarization:Horizontal; Modulation:802.11n; bandwidth:40MHz; Channel:Low



Site : chamber  
Condition: 3m HORIZONTAL  
Job No : 00644CR  
Mode : 5755 Band edge  
: 5G WIFI 11N40

		Cable	Ant	Preamp	Read	Limit	Over	
	Freq	Loss	Factor	Factor	Level	Level	Line	Limit Remark
	MHz	dB	dB/m	dB	dBuV	dBuV/m	dBuV/m	dB
1	5715.000	7.22	34.82	42.42	55.71	55.33	109.40	-54.07 peak
2	5725.000	7.19	34.83	42.41	56.52	56.13	122.20	-66.07 peak
3	5755.000	7.12	34.86	42.39	92.80	92.39	-----	----- peak

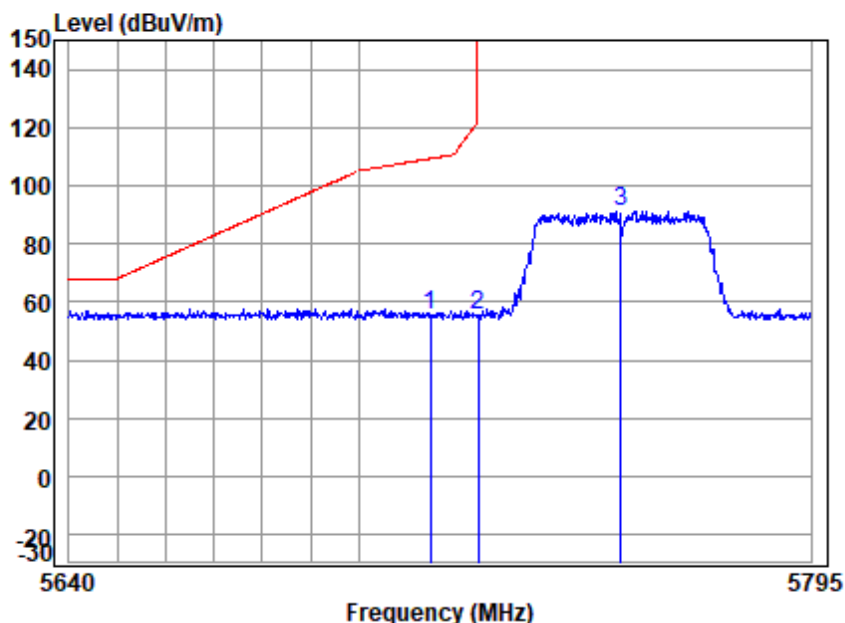


SGS-CSTC Standards Technical Services Co., Ltd.  
Shenzhen Branch (China) EMC Laboratory

Unless otherwise agreed in writing, this document is issued by the Company subject to its General Conditions of Service printed overleaf, available on request or accessible at <http://www.sgs.com/en/Terms-and-Conditions.aspx> and, for electronic format documents, subject to Terms and Conditions for Electronic Documents at <http://www.sgs.com/en/Terms-and-Conditions/Terms-e-Documents.aspx>. Attention is drawn to the limitation of liability, indemnification and jurisdiction issues defined therein. Any holder of this document is advised that information contained hereon reflects the Company's findings at the time of its intervention only and within the limits of Client's instructions, if any. The Company's sole responsibility is to its Client and this document does not exonerate parties to a transaction from exercising all their rights and obligations under the transaction documents. This document cannot be reproduced except in full, without prior written approval of the Company. Any unauthorized alteration, forgery or falsification of the content or appearance of this document is unlawful and offenders may be prosecuted to the fullest extent of the law. Unless otherwise stated the results shown in this test report refer only to the sample(s) tested and such sample(s) are retained for 30 days only.  
Attention: To check the authenticity of testing / inspection report and certificate, please contact us at telephone: (86-755) 8307 1443, or email: [CN.Doccheck@sgs.com](mailto:CN.Doccheck@sgs.com)

No.1 Workshop, M-10, Middle Section, Science & Technology Park, Shenzhen, China 518057 t (86-755) 26012053 f (86-755) 26710594 www.sgs.com.cn  
中国·深圳·科技园中区M-10栋一号厂房 邮编: 518057 t (86-755) 26012053 f (86-755) 26710594 sgs.china@sgs.com

Mode:f; Polarization:Vertical; Modulation:802.11n; bandwidth:40MHz; Channel:Low



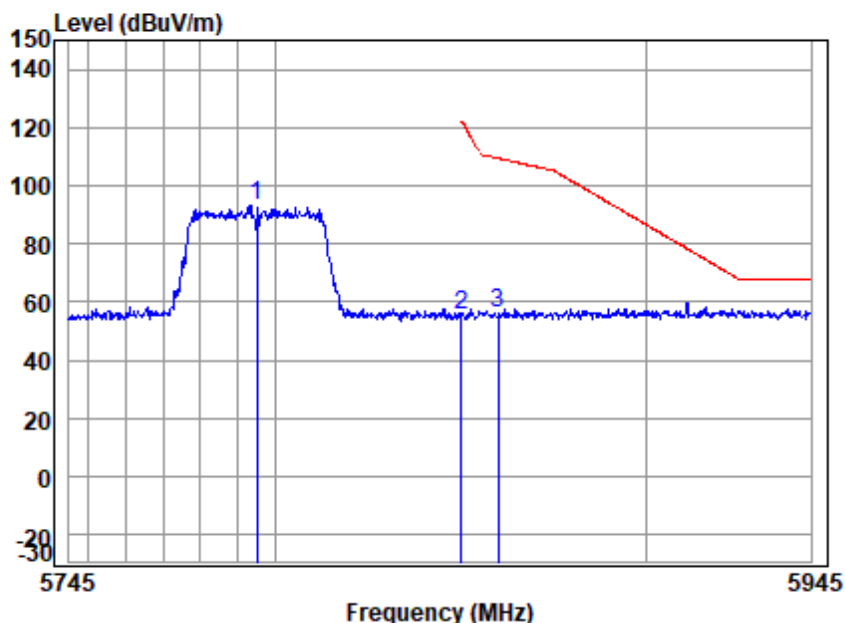
Site : chamber  
Condition: 3m VERTICAL  
Job No : 00644CR  
Mode : 5755 Band edge  
: 5G WIFI 11N40

		Cable	Ant	Preamp	Read	Limit	Over	
	Freq	Loss	Factor	Factor	Level	Level	Line	Limit Remark
	MHz	dB	dB/m	dB	dBuV	dBuV/m	dBuV/m	dB
1	5715.000	7.22	34.82	42.42	55.63	55.25	109.40	-54.15 peak
2	5725.000	7.19	34.83	42.41	55.97	55.58	122.20	-66.62 peak
3	5755.000	7.12	34.86	42.39	91.52	91.11	-----	----- peak





Mode:f; Polarization:Horizontal; Modulation:802.11n; bandwidth:40MHz; Channel:High



Site : chamber  
Condition: 3m HORIZONTAL  
Job No : 00644CR  
Mode : 5795 Band edge  
: 5G WIFI 11N40

		Cable	Ant	Preamp	Read	Limit	Over	
Freq		Loss	Factor	Factor	Level	Level	Line	Limit Remark
	MHz	dB	dB/m	dB	dBuV	dBuV/m	dBuV/m	dB
1	5795.000	7.01	34.90	42.37	93.56	93.10	-----	----- peak
2	5850.000	7.06	34.95	42.33	56.01	55.69	122.20	-66.51 peak
3	5860.000	7.07	34.96	42.33	56.26	55.96	109.40	-53.44 peak

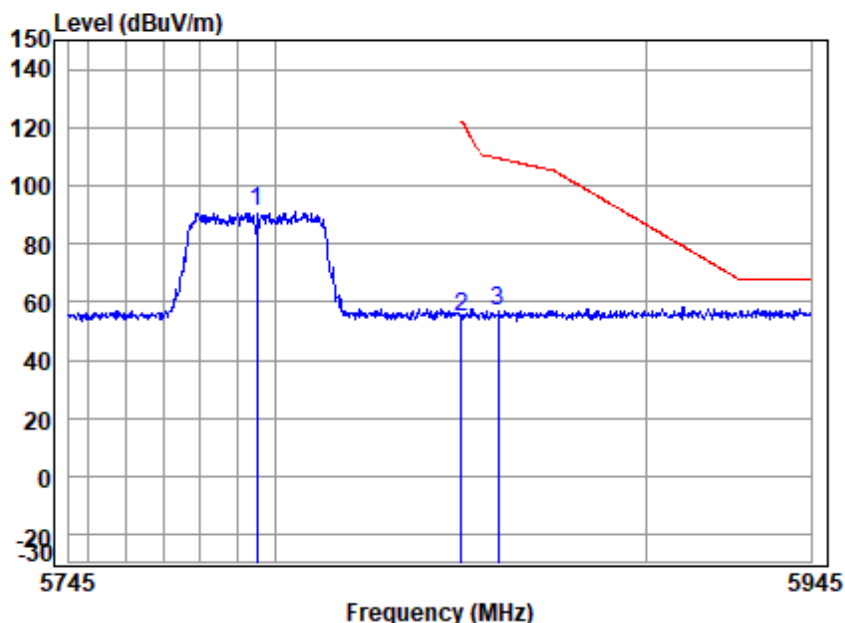


Unless otherwise agreed in writing, this document is issued by the Company subject to its General Conditions of Service printed overleaf, available on request or accessible at <http://www.sgs.com/en/Terms-and-Conditions.aspx> and, for electronic format documents, subject to Terms and Conditions for Electronic Documents at <http://www.sgs.com/en/Terms-and-Conditions/Terms-e-Documents.aspx>. Attention is drawn to the limitation of liability, indemnification and jurisdiction issues defined therein. Any holder of this document is advised that information contained hereon reflects the Company's findings at the time of its intervention only and within the limits of Client's instructions, if any. The Company's sole responsibility is to its Client and this document does not exonerate parties to a transaction from exercising all their rights and obligations under the transaction documents. This document cannot be reproduced except in full, without prior written approval of the Company. Any unauthorized alteration, forgery or falsification of the content or appearance of this document is unlawful and offenders may be prosecuted to the fullest extent of the law. Unless otherwise stated the results shown in this test report refer only to the sample(s) tested and such sample(s) are retained for 30 days only.  
Attention: To check the authenticity of testing / inspection report and certificate, please contact us at telephone: (86-755) 8307 1443, or email: [CN.Doccheck@sgs.com](mailto:CN.Doccheck@sgs.com)

SGS-CSTC Standards Technical Services Co., Ltd.  
Shenzhen Branch

No.1 Workshop, M-10, Middle Section, Science & Technology Park, Shenzhen, China 518057 t (86-755) 26012053 f (86-755) 26710594 www.sgs.com.cn  
中国·深圳·科技园中区M-10栋一号厂房 邮编: 518057 t (86-755) 26012053 f (86-755) 26710594 sgs.china@sgs.com

Mode:f; Polarization:Vertical; Modulation:802.11n; bandwidth:40MHz; Channel:High

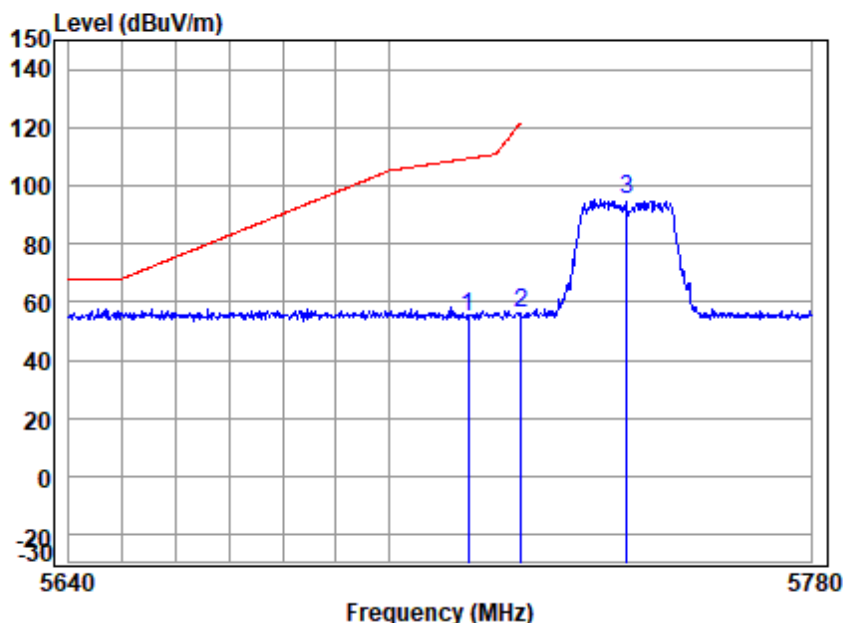


Site : chamber  
Condition: 3m VERTICAL  
Job No : 00644CR  
Mode : 5795 Band edge  
: 5G WIFI 11N40

		Cable	Ant	Preamp	Read	Limit	Over	
Freq		Loss	Factor	Factor	Level	Level	Line	Limit Remark
	MHz	dB	dB/m	dB	dBuV	dBuV/m	dBuV/m	dB
1	5795.000	7.01	34.90	42.37	91.47	91.01	-----	----- peak
2	5850.000	7.06	34.95	42.33	55.12	54.80	122.20	-67.40 peak
3	5860.000	7.07	34.96	42.33	57.09	56.79	109.40	-52.61 peak



Mode:f; Polarization:Horizontal; Modulation:802.11ac; bandwidth:20MHz; Channel:Low

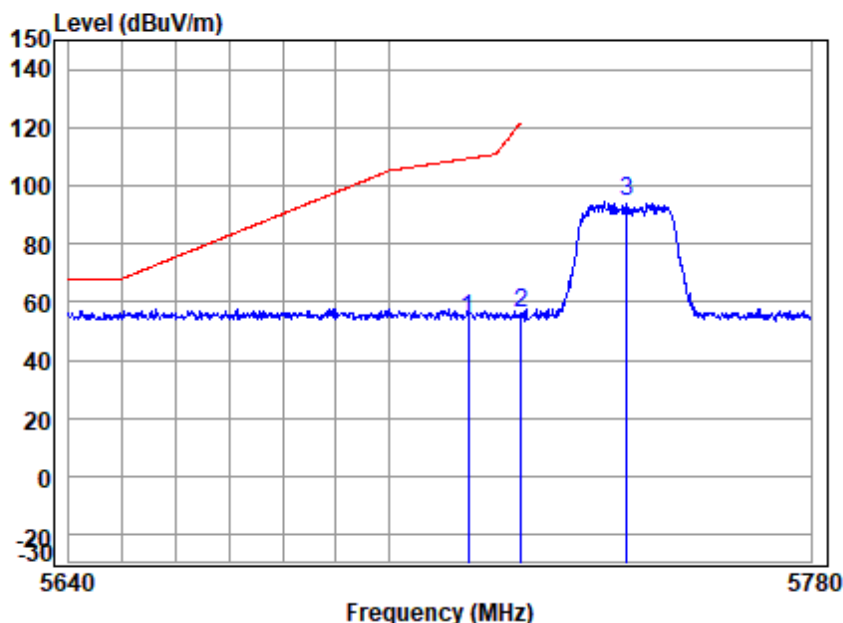


Site : chamber  
Condition: 3m HORIZONTAL  
Job No : 00644CR  
Mode : 5745 Band edge  
: 5G WIFI 11AC20

		Cable	Ant	Preamp	Read	Limit	Over	
Freq		Loss	Factor	Factor	Level	Level	Line	Limit Remark
	MHz	dB	dB/m	dB	dBuV	dBuV/m	dBuV/m	dB
1	5715.000	7.22	34.82	42.42	55.06	54.68	109.40	-54.72 peak
2	5725.000	7.19	34.83	42.41	56.36	55.97	122.20	-66.23 peak
3	5745.000	7.14	34.85	42.40	95.96	95.55	-----	----- peak



Mode:f; Polarization:Vertical; Modulation:802.11ac; bandwidth:20MHz; Channel:Low



Site : chamber  
Condition: 3m VERTICAL  
Job No : 00644CR  
Mode : 5745 Band edge  
: 5G WIFI 11AC20

		Cable	Ant	Preamp	Read	Limit	Over	
Freq		Loss	Factor	Factor	Level	Level	Line	Limit Remark
	MHz	dB	dB/m	dB	dBuV	dBuV/m	dBuV/m	dB
1	5715.000	7.22	34.82	42.42	54.63	54.25	109.40	-55.15 peak
2	5725.000	7.19	34.83	42.41	56.78	56.39	122.20	-65.81 peak
3	5745.000	7.14	34.85	42.40	95.05	94.64	-----	----- peak



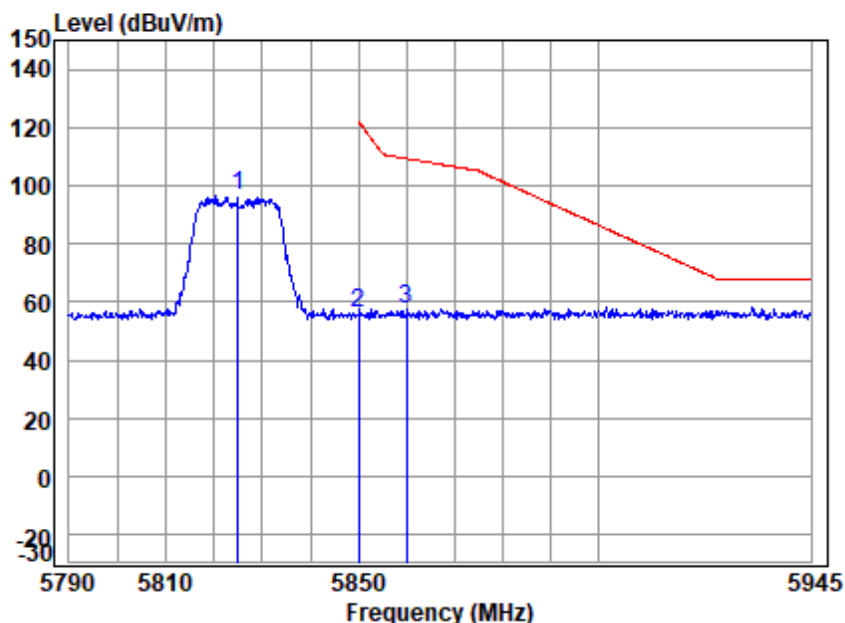
Unless otherwise agreed in writing, this document is issued by the Company subject to its General Conditions of Service printed overleaf, available on request or accessible at <http://www.sgs.com/en/Terms-and-Conditions.aspx> and, for electronic format documents, subject to Terms and Conditions for Electronic Documents at <http://www.sgs.com/en/Terms-and-Conditions/Terms-e-Documents.aspx>. Attention is drawn to the limitation of liability, indemnification and jurisdiction issues defined therein. Any holder of this document is advised that information contained hereon reflects the Company's findings at the time of its intervention only and within the limits of Client's instructions, if any. The Company's sole responsibility is to its Client and this document does not exonerate parties to a transaction from exercising all their rights and obligations under the transaction documents. This document cannot be reproduced except in full, without prior written approval of the Company. Any unauthorized alteration, forgery or falsification of the content or appearance of this document is unlawful and offenders may be prosecuted to the fullest extent of the law. Unless otherwise stated the results shown in this test report refer only to the sample(s) tested and such sample(s) are retained for 30 days only.  
Attention: To check the authenticity of testing / inspection report and certificate, please contact us at telephone: (86-755) 8307 1443, or email: [CN.Doccheck@sgs.com](mailto:CN.Doccheck@sgs.com)

SGS-CSTC Standards Technical Services Co., Ltd.  
Shenzhen Branch

No.1 Workshop, M-10, Middle Section, Science & Technology Park, Shenzhen, China 518057 t (86-755) 26012053 f (86-755) 26710594 www.sgs.com.cn  
中国·深圳·科技园中区M-10栋一号厂房 邮编: 518057 t (86-755) 26012053 f (86-755) 26710594 sgs.china@sgs.com



Mode:f; Polarization:Horizontal; Modulation:802.11ac; bandwidth:20MHz; Channel:High



Site : chamber  
Condition: 3m HORIZONTAL  
Job No : 00644CR  
Mode : 5825 Band edge  
: 5G WIFI 11AC20

		Cable	Ant	Preamp	Read	Limit	Over	
Freq		Loss	Factor	Factor	Level	Level	Line	Limit Remark
	MHz	dB	dB/m	dB	dBuV	dBuV/m	dBuV/m	dB
1	5825.000	7.03	34.93	42.35	96.81	96.42	-----	----- peak
2	5850.000	7.06	34.95	42.33	56.23	55.91	122.20	-66.29 peak
3	5860.000	7.07	34.96	42.33	58.01	57.71	109.40	-51.69 peak

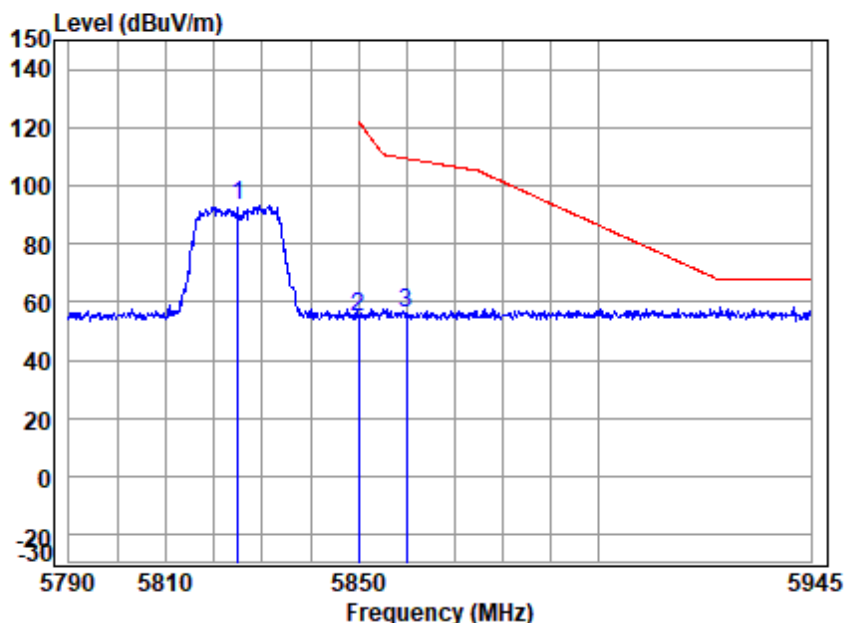


Unless otherwise agreed in writing, this document is issued by the Company subject to its General Conditions of Service printed overleaf, available on request or accessible at <http://www.sgs.com/en/Terms-and-Conditions.aspx> and, for electronic format documents, subject to Terms and Conditions for Electronic Documents at <http://www.sgs.com/en/Terms-and-Conditions/Terms-e-Documents.aspx>. Attention is drawn to the limitation of liability, indemnification and jurisdiction issues defined therein. Any holder of this document is advised that information contained hereon reflects the Company's findings at the time of its intervention only and within the limits of Client's instructions, if any. The Company's sole responsibility is to its Client and this document does not exonerate parties to a transaction from exercising all their rights and obligations under the transaction documents. This document cannot be reproduced except in full, without prior written approval of the Company. Any unauthorized alteration, forgery or falsification of the content or appearance of this document is unlawful and offenders may be prosecuted to the fullest extent of the law. Unless otherwise stated the results shown in this test report refer only to the sample(s) tested and such sample(s) are retained for 30 days only.  
Attention: To check the authenticity of testing / inspection report and certificate, please contact us at telephone: (86-755) 8307 1443, or email: [CN.Doccheck@sgs.com](mailto:CN.Doccheck@sgs.com)

SGS-CSTC Standards Technical Services Co., Ltd.  
Shenzhen Branch

No.1 Workshop, M-10, Middle Section, Science & Technology Park, Shenzhen, China 518057 t (86-755) 26012053 f (86-755) 26710594 www.sgs.com.cn  
中国·深圳·科技园中区M-10栋一号厂房 邮编: 518057 t (86-755) 26012053 f (86-755) 26710594 sgs.china@sgs.com

Mode:f; Polarization:Vertical; Modulation:802.11ac; bandwidth:20MHz; Channel:High

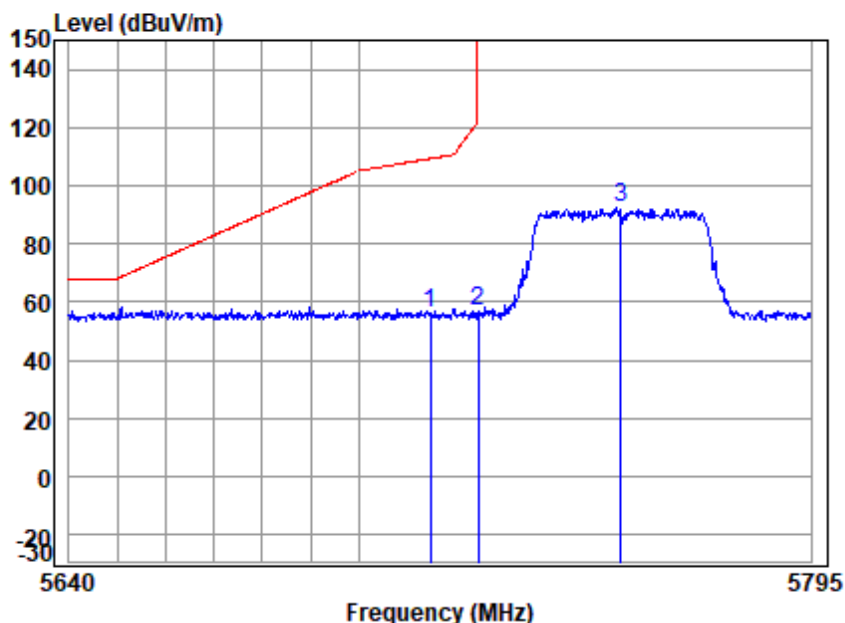


Site : chamber  
Condition: 3m VERTICAL  
Job No : 00644CR  
Mode : 5825 Band edge  
: 5G WIFI 11AC20

		Cable	Ant	Preamp	Read	Limit	Over	
Freq		Loss	Factor	Factor	Level	Level	Line	Limit Remark
	MHz	dB	dB/m	dB	dBuV	dBuV/m	dBuV/m	dB
1	5825.000	7.03	34.93	42.35	93.66	93.27	-----	----- peak
2	5850.000	7.06	34.95	42.33	55.49	55.17	122.20	-67.03 peak
3	5860.000	7.07	34.96	42.33	56.63	56.33	109.40	-53.07 peak



Mode:f; Polarization:Horizontal; Modulation:802.11ac; bandwidth:40MHz; Channel:Low

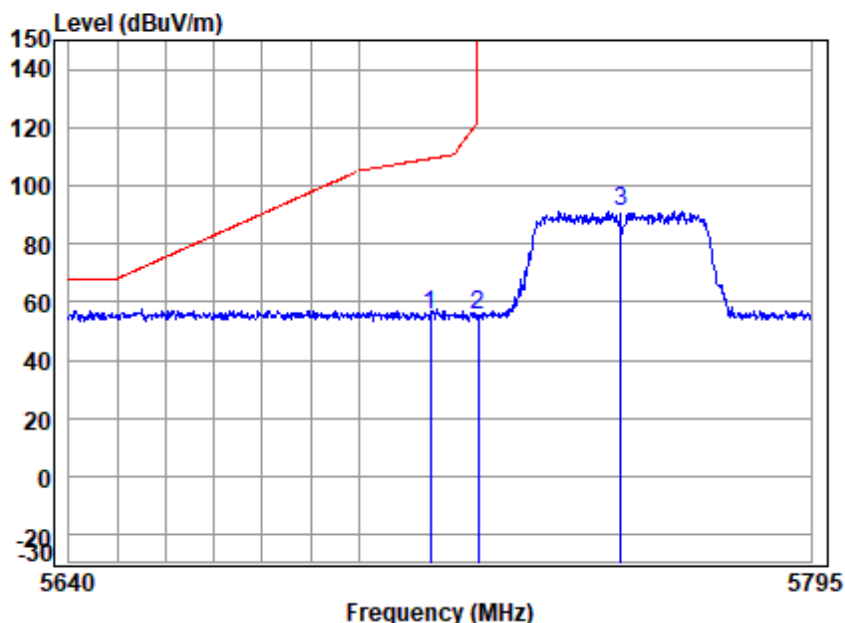


Site : chamber  
Condition: 3m HORIZONTAL  
Job No : 00644CR  
Mode : 5755 Band edge  
: 5G WIFI 11AC40

		Cable	Ant	Preamp	Read	Limit	Over	
Freq		Loss	Factor	Factor	Level	Level	Line	Limit Remark
	MHz	dB	dB/m	dB	dBuV	dBuV/m	dBuV/m	dB
1	5715.000	7.22	34.82	42.42	56.84	56.46	109.40	-52.94 peak
2	5725.000	7.19	34.83	42.41	57.18	56.79	122.20	-65.41 peak
3	5755.000	7.12	34.86	42.39	92.98	92.57	-----	----- peak



Mode:f; Polarization:Vertical; Modulation:802.11ac; bandwidth:40MHz; Channel:Low



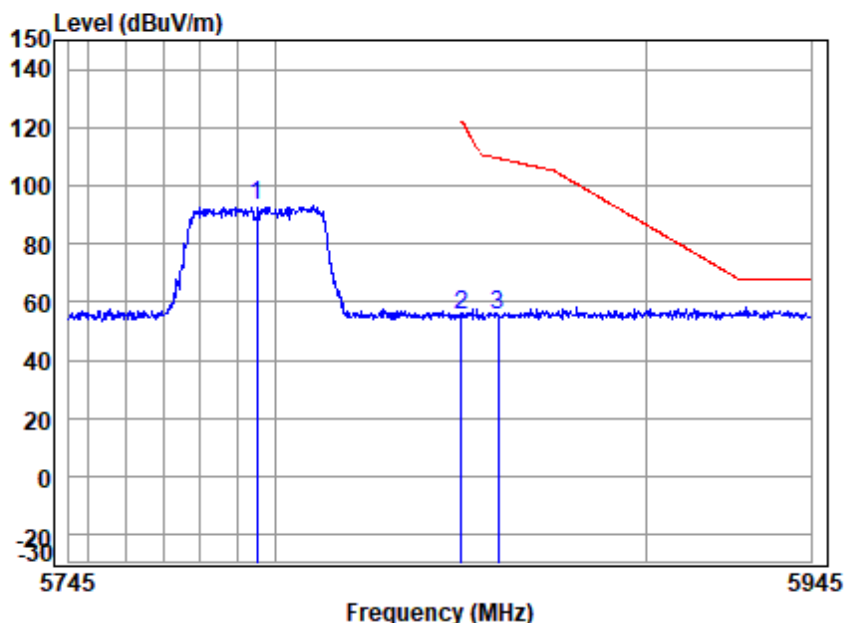
Site : chamber  
Condition: 3m VERTICAL  
Job No : 00644CR  
Mode : 5755 Band edge  
: 5G WIFI 11AC40

		Cable	Ant	Preamp	Read	Limit	Over	
	Freq	Loss	Factor	Factor	Level	Level	Line	Limit Remark
	MHz	dB	dB/m	dB	dBuV	dBuV/m	dBuV/m	dB
1	5715.000	7.22	34.82	42.42	56.20	55.82	109.40	-53.58 peak
2	5725.000	7.19	34.83	42.41	55.85	55.46	122.20	-66.74 peak
3	5755.000	7.12	34.86	42.39	91.78	91.37	-----	----- peak





Mode:f; Polarization:Horizontal; Modulation:802.11ac; bandwidth:40MHz; Channel:High

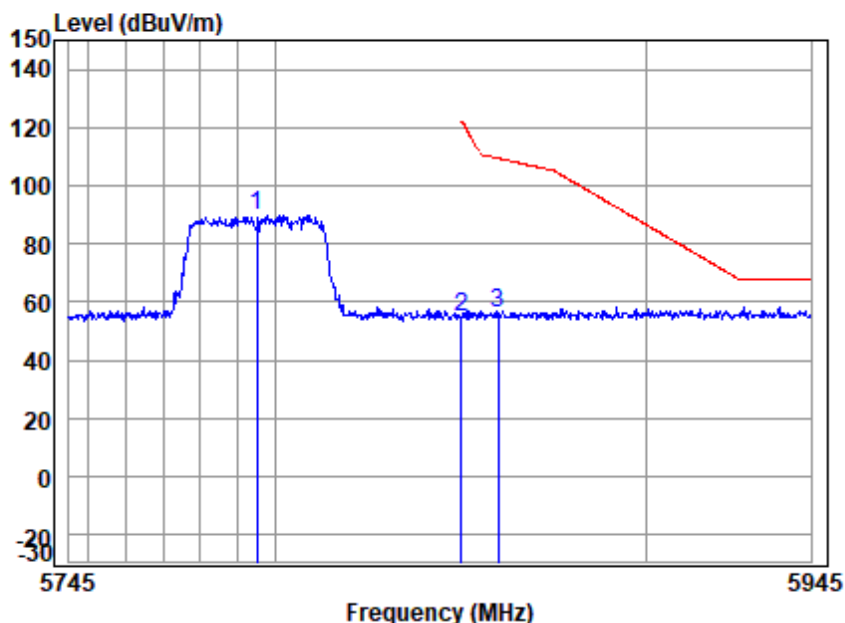


Site : chamber  
Condition: 3m HORIZONTAL  
Job No : 00644CR  
Mode : 5795 Band edge  
: 5G WIFI 11AC40

		Cable	Ant	Preamp	Read	Limit	Over	
Freq		Loss	Factor	Factor	Level	Level	Line	Limit Remark
	MHz	dB	dB/m	dB	dBuV	dBuV/m	dBuV/m	dB
1	5795.000	7.01	34.90	42.37	93.57	93.11	-----	----- peak
2	5850.000	7.06	34.95	42.33	55.57	55.25	122.20	-66.95 peak
3	5860.000	7.07	34.96	42.33	56.11	55.81	109.40	-53.59 peak



Mode:f; Polarization:Vertical; Modulation:802.11ac; bandwidth:40MHz; Channel:High

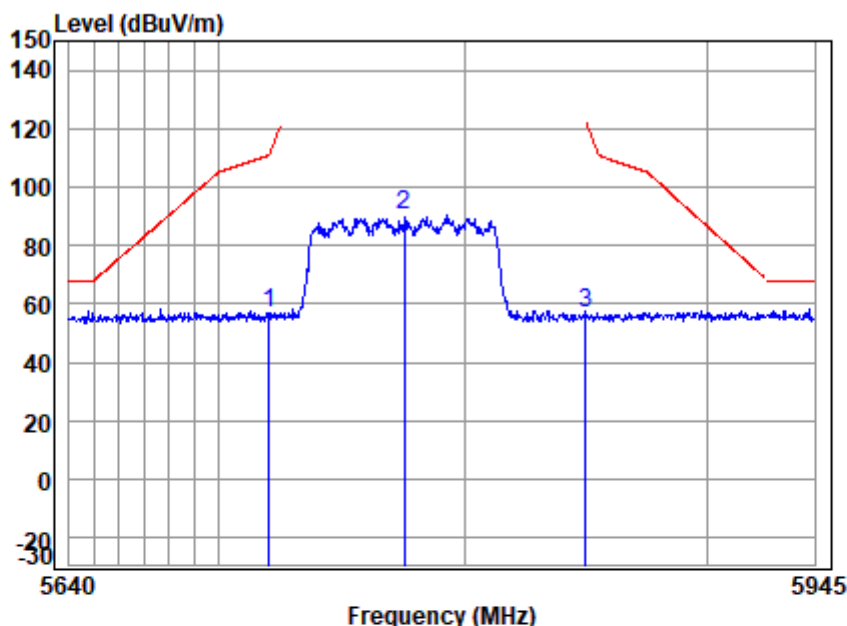


Site : chamber  
Condition: 3m VERTICAL  
Job No : 00644CR  
Mode : 5795 Band edge  
: 5G WIFI 11AC40

		Cable	Ant	Preamp	Read	Limit	Over	
Freq	Loss	Factor	Factor	Level	Level	Line	Limit	Remark
MHz	dB	dB/m	dB	dBuV	dBuV/m	dBuV/m	dB	
1 5795.000	7.01	34.90	42.37	90.52	90.06	-----	-----	peak
2 5850.000	7.06	34.95	42.33	54.87	54.55	122.20	-67.65	peak
3 5860.000	7.07	34.96	42.33	56.51	56.21	109.40	-53.19	peak



Mode:f; Polarization:Horizontal; Modulation:802.11ac; bandwidth:80MHz; Channel:Middle



Site : chamber  
Condition: 3m HORIZONTAL  
Job No : 00644CR  
Mode : 5775 Band edge  
: 5G WIFI 11AC80

		Cable	Ant	Preamp	Read	Limit	Over	
	Freq	Loss	Factor	Factor	Level	Level	Line	Limit Remark
	MHz	dB	dB/m	dB	dBuV	dBuV/m	dBuV/m	dB
1	5720.171	7.21	34.83	42.41	57.36	56.99	111.19	-54.20 peak
2	5775.000	7.06	34.88	42.38	90.71	90.27	-----	----- peak
3	5849.650	7.05	34.95	42.33	57.01	56.68	-----	----- peak

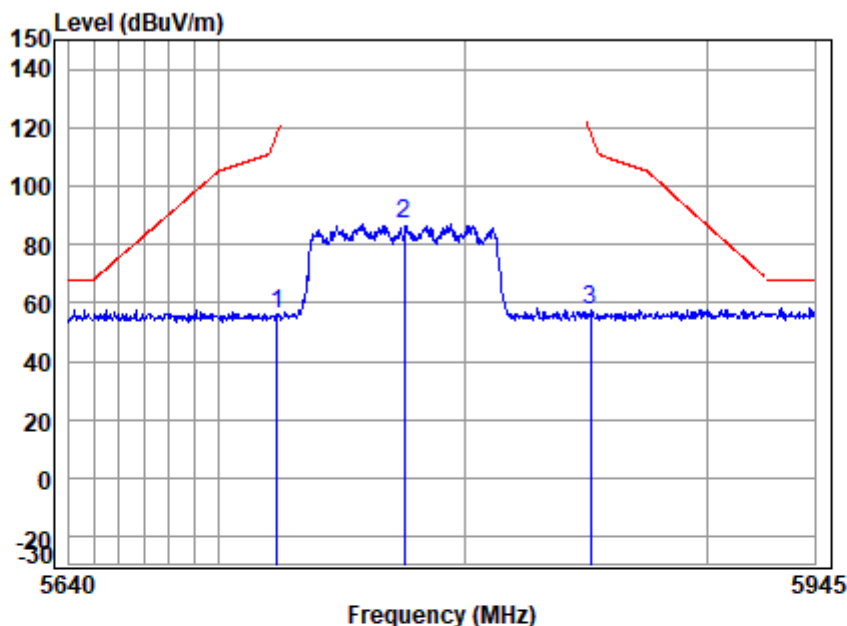


Unless otherwise agreed in writing, this document is issued by the Company subject to its General Conditions of Service printed overleaf, available on request or accessible at <http://www.sgs.com/en/Terms-and-Conditions.aspx> and, for electronic format documents, subject to Terms and Conditions for Electronic Documents at <http://www.sgs.com/en/Terms-and-Conditions/Terms-e-Documents.aspx>. Attention is drawn to the limitation of liability, indemnification and jurisdiction issues defined therein. Any holder of this document is advised that information contained hereon reflects the Company's findings at the time of its intervention only and within the limits of Client's instructions, if any. The Company's sole responsibility is to its Client and this document does not exonerate parties to a transaction from exercising all their rights and obligations under the transaction documents. This document cannot be reproduced except in full, without prior written approval of the Company. Any unauthorized alteration, forgery or falsification of the content or appearance of this document is unlawful and offenders may be prosecuted to the fullest extent of the law. Unless otherwise stated the results shown in this test report refer only to the sample(s) tested and such sample(s) are retained for 30 days only.  
Attention: To check the authenticity of testing / inspection report and certificate, please contact us at telephone: (86-755) 8307 1443, or email: [CN.Doccheck@sgs.com](mailto:CN.Doccheck@sgs.com)

SGS-CSTC Standards Technical Services Co., Ltd.  
Shenzhen Branch (China) SGS Laboratory

No.1 Workshop, M-10, Middle Section, Science & Technology Park, Shenzhen, China 518057 t (86-755) 26012053 f (86-755) 26710594 www.sgs.com.cn  
中国·深圳·科技园中区M-10栋一号厂房 邮编: 518057 t (86-755) 26012053 f (86-755) 26710594 sgs.china@sgs.com

Mode:f; Polarization:Vertical; Modulation:802.11ac; bandwidth:80MHz; Channel:Middle



Site : chamber  
Condition: 3m VERTICAL  
Job No : 00644CR  
Mode : 5775 Band edge  
: 5G WIFI 11AC80

		Cable	Ant	Preamp	Read	Limit	Over	
Freq	Loss	Factor	Factor	Level	Level	Line	Limit	Remark
MHz	dB	dB/m	dB	dBuV	dBuV/m	dBuV/m	dB	
1	5723.486	7.20	34.83	42.41	56.90	56.52	118.75	-62.23 peak
2	5775.000	7.06	34.88	42.38	87.28	86.84	-----	----- peak
3	5851.500	7.06	34.96	42.33	57.76	57.45	118.78	-61.33 peak



Unless otherwise agreed in writing, this document is issued by the Company subject to its General Conditions of Service printed overleaf, available on request or accessible at <http://www.sgs.com/en/Terms-and-Conditions.aspx> and, for electronic format documents, subject to Terms and Conditions for Electronic Documents at <http://www.sgs.com/en/Terms-and-Conditions/Terms-e-Documents.aspx>. Attention is drawn to the limitation of liability, indemnification and jurisdiction issues defined therein. Any holder of this document is advised that information contained hereon reflects the Company's findings at the time of its intervention only and within the limits of Client's instructions, if any. The Company's sole responsibility is to its Client and this document does not exonerate parties to a transaction from exercising all their rights and obligations under the transaction documents. This document cannot be reproduced except in full, without prior written approval of the Company. Any unauthorized alteration, forgery or falsification of the content or appearance of this document is unlawful and offenders may be prosecuted to the fullest extent of the law. Unless otherwise stated the results shown in this test report refer only to the sample(s) tested and such sample(s) are retained for 30 days only.  
Attention: To check the authenticity of testing / inspection report & certificate, please contact us at telephone: (86-755) 8307 1443, or email: [CN.Doccheck@sgs.com](mailto:CN.Doccheck@sgs.com)

SGS-CSTC Standards Technical Services Co., Ltd.  
Shenzhen Branch (China) EMC Laboratory

No.1 Workshop, M-10, Middle Section, Science & Technology Park, Shenzhen, China 518057 t (86-755) 26012053 f (86-755) 26710594 www.sgsgroup.com.cn  
中国·深圳·科技园中区M-10栋一号厂房 邮编: 518057 t (86-755) 26012053 f (86-755) 26710594 sgs.china@sgs.com



## 7.12 Frequency Stability

Test Requirement	47 CFR Part 15, Subpart C 15.407 (g)
Test Method:	ANSI C63.10 (2013) Section 6.8
Limit:	The frequency tolerance shall be maintained within the band of operation frequency over a temperature variation of 0 degrees to 35 degrees C at normal supply voltage, and for a variation in the primary supply voltage from 85% to 115% of the rated supply voltage at a temperature of 20 degrees C.

### 7.12.1 E.U.T. Operation

Operating Environment:

Temperature: 25.3 °C Humidity: 49.6 % RH Atmospheric Pressure: 1020 mbar

Test mode: c:TX mode (Band 1)\_Keep the EUT in continuously transmitting mode with all modulation types. All data rates for each modulation type have been tested and found the data rate @ 6Mbps is the worst case of IEEE 802.11a; data rate @ MCS0 is the worst case of IEEE 802.11n(HT20); data rate @ MCS0 is the worst case of IEEE 802.11n(HT40); data rate @ MCS0 is the worst case of IEEE 802.11ac(VHT20); data rate @ MCS0 is the worst case of IEEE 802.11ac(VHT40); data rate @ MCS0 is the worst case of IEEE 802.11ac(VHT80). Only the data of worst case is recorded in the report.

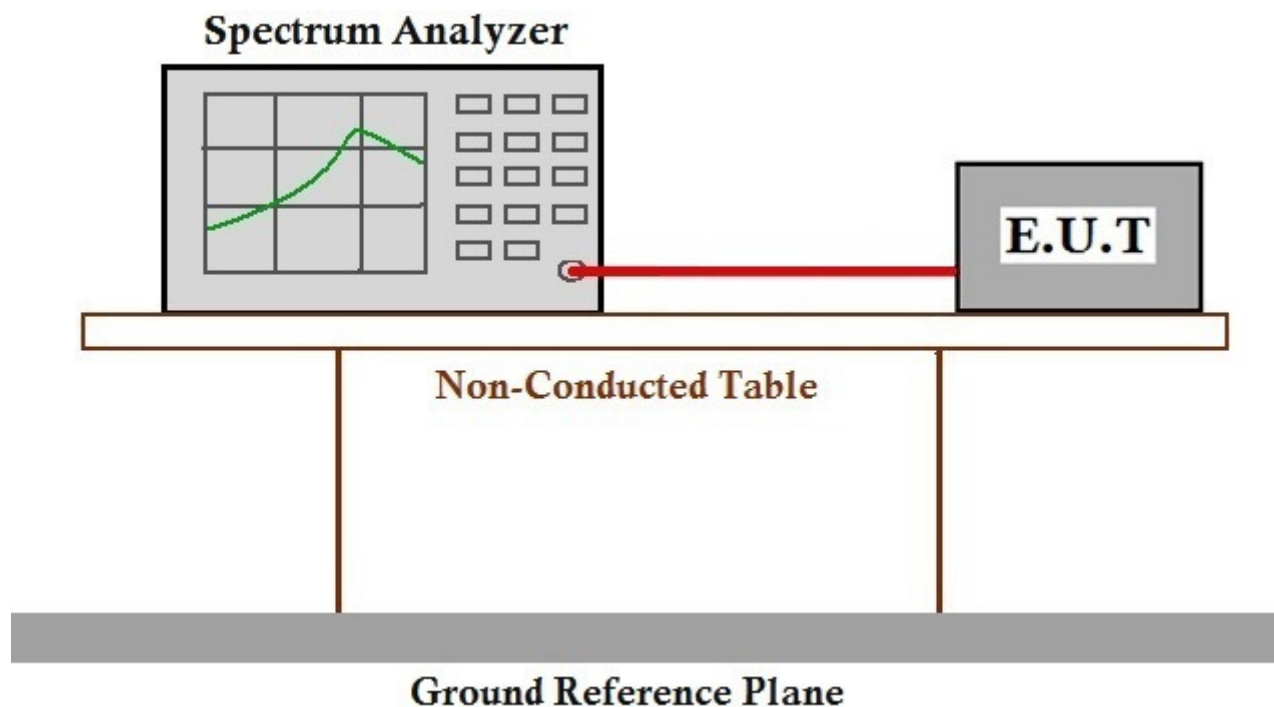
d:TX mode (Band 2A)\_Keep the EUT in continuously transmitting mode with all modulation types. All data rates for each modulation type have been tested and found the data rate @ 6Mbps is the worst case of IEEE 802.11a; data rate @ MCS0 is the worst case of IEEE 802.11n(HT20); data rate @ MCS0 is the worst case of IEEE 802.11n(HT40); data rate @ MCS0 is the worst case of IEEE 802.11ac(VHT20); data rate @ MCS0 is the worst case of IEEE 802.11ac(VHT40); data rate @ MCS0 is the worst case of IEEE 802.11ac(VHT80). Only the data of worst case is recorded in the report.

e:TX mode (Band 2C)\_Keep the EUT in continuously transmitting mode with all modulation types. All data rates for each modulation type have been tested and found the data rate @ 6Mbps is the worst case of IEEE 802.11a; data rate @ MCS0 is the worst case of IEEE 802.11n(HT20); data rate @ MCS0 is the worst case of IEEE 802.11n(HT40); data rate @ MCS0 is the worst case of IEEE 802.11ac(VHT20); data rate @ MCS0 is the worst case of IEEE 802.11ac(VHT40); data rate @ MCS0 is the worst case of IEEE 802.11ac(VHT80). Only the data of worst case is recorded in the report.

f:TX mode (Band 3)\_Keep the EUT in continuously transmitting mode with all modulation types. All data rates for each modulation type have been tested and found the data rate @ 6Mbps is the worst case of IEEE 802.11a; data rate @ MCS0 is the worst case of IEEE 802.11n(HT20); data rate @ MCS0 is the worst case of IEEE 802.11n(HT40); data rate @ MCS0 is the worst case of IEEE 802.11ac(VHT20); data rate @ MCS0 is the worst case of IEEE 802.11ac(VHT40); data rate @ MCS0 is the worst case of IEEE 802.11ac(VHT80). Only the data of worst case is recorded in the report.



## 7.12.2 Test Setup Diagram



## 7.12.3 Measurement Procedure and Data

The applicant declares that the emissions are maintained within the band of operation under all conditions of normal operation as specified in the user's manual and meets Section 15.407(g) requirements.

## 7.13 Duty Cycle

Test Requirement: 47 CFR Part 15, Subpart E 15.407  
Test Method: KDB 789033 D02 II B 1  
Limit: N/A

### 7.13.1 E.U.T. Operation

Operating Environment:

Temperature: 25.3 °C Humidity: 49.6 % RH Atmospheric Pressure: 1020 mbar

Test mode: c:TX mode (Band 1)\_Keep the EUT in continuously transmitting mode with all modulation types. All data rates for each modulation type have been tested and found the data rate @ 6Mbps is the worst case of IEEE 802.11a; data rate @ MCS0 is the worst case of IEEE 802.11n(HT20); data rate @ MCS0 is the worst case of IEEE 802.11n(HT40); data rate @ MCS0 is the worst case of IEEE 802.11ac(VHT20); data rate @ MCS0 is the worst case of IEEE 802.11ac(VHT40); data rate @ MCS0 is the worst case of IEEE 802.11ac(VHT80). Only the data of worst case is recorded in the report.

d:TX mode (Band 2A)\_Keep the EUT in continuously transmitting mode with all modulation types. All data rates for each modulation type have been tested and found the data rate @ 6Mbps is the worst case of IEEE 802.11a; data rate @ MCS0 is the worst case of IEEE 802.11n(HT20); data rate @ MCS0 is the worst case of IEEE 802.11n(HT40); data rate @ MCS0 is the worst case of IEEE 802.11ac(VHT20); data rate @ MCS0 is the worst case of IEEE 802.11ac(VHT40); data rate @ MCS0 is the worst case of IEEE 802.11ac(VHT80). Only the data of worst case is recorded in the report.

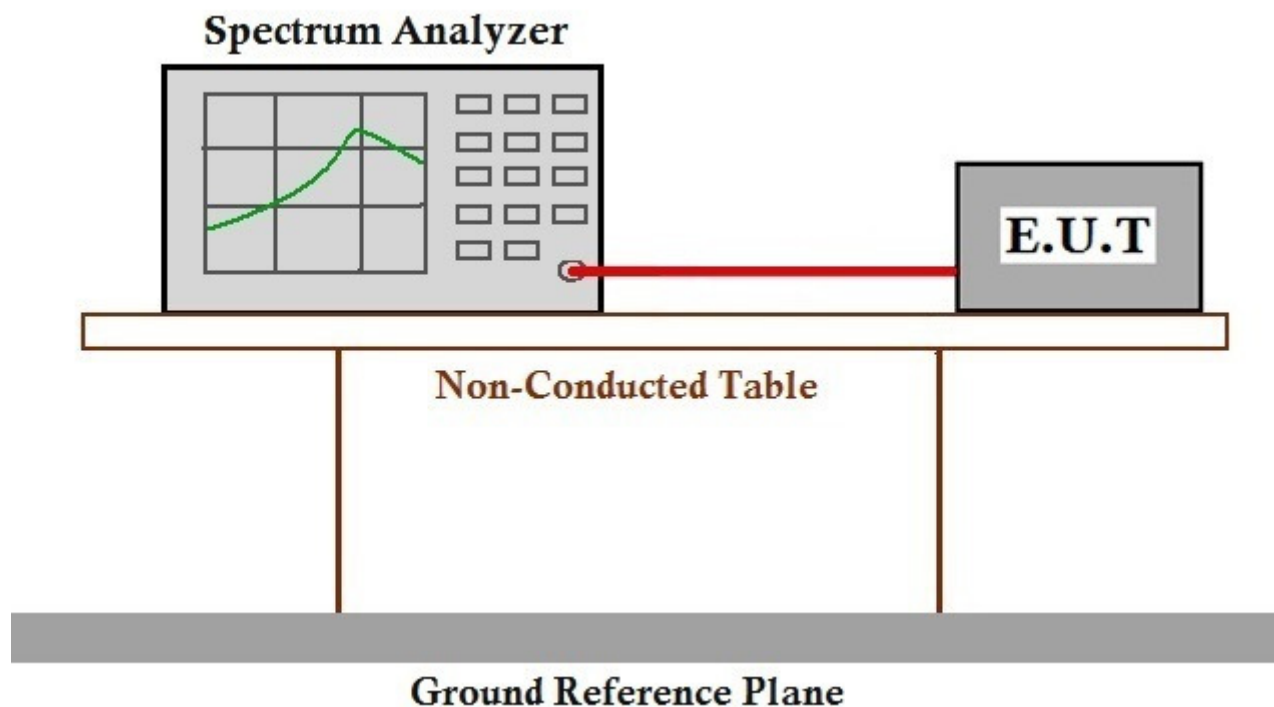
e:TX mode (Band 2C)\_Keep the EUT in continuously transmitting mode with all modulation types. All data rates for each modulation type have been tested and found the data rate @ 6Mbps is the worst case of IEEE 802.11a; data rate @ MCS0 is the worst case of IEEE 802.11n(HT20); data rate @ MCS0 is the worst case of IEEE 802.11n(HT40); data rate @ MCS0 is the worst case of IEEE 802.11ac(VHT20); data rate @ MCS0 is the worst case of IEEE 802.11ac(VHT40); data rate @ MCS0 is the worst case of IEEE 802.11ac(VHT80). Only the data of worst case is recorded in the report.

f:TX mode (Band 3)\_Keep the EUT in continuously transmitting mode with all modulation types. All data rates for each modulation type have been tested and found the data rate @ 6Mbps is the worst case of IEEE 802.11a; data rate @ MCS0 is the worst case of IEEE 802.11n(HT20); data rate @ MCS0 is the worst case of IEEE 802.11n(HT40); data rate @ MCS0 is the worst case of IEEE 802.11ac(VHT20); data rate @ MCS0 is the worst case of IEEE 802.11ac(VHT40); data rate @ MCS0 is the worst case of IEEE 802.11ac(VHT80). Only the data of worst case is recorded in the report.



Unless otherwise agreed in writing, this document is issued by the Company subject to its General Conditions of Service printed overleaf, available on request or accessible at <http://www.sgs.com/en/Terms-and-Conditions.aspx> and, for electronic format documents, subject to Terms and Conditions for Electronic Documents at <http://www.sgs.com/en/Terms-and-Conditions/Terms-e-Documents.aspx>. Attention is drawn to the limitation of liability, indemnification and jurisdiction issues defined therein. Any holder of this document is advised that information contained hereon reflects the Company's findings at the time of its intervention only and within the limits of Client's instructions, if any. The Company's sole responsibility is to its Client and this document does not exonerate parties to a transaction from exercising all their rights and obligations under the transaction documents. This document cannot be reproduced except in full, without prior written approval of the Company. Any unauthorized alteration, forgery or falsification of the content or appearance of this document is unlawful and offenders may be prosecuted to the fullest extent of the law. Unless otherwise stated the results shown in this test report refer only to the sample(s) tested and such sample(s) are retained for 30 days only.  
Attention: To check the authenticity of testing /inspection report & certificate, please contact us at telephone: (86-755) 8307 1443, or email: [CN.Doccheck@sgs.com](mailto:CN.Doccheck@sgs.com)

## 7.13.2 Test Setup Diagram



## 7.13.3 Measurement Procedure and Data

The detailed test data see: Appendix 15.407



## 8 Photographs

### 8.1 Test Setup

Please refer to setup photos.

### 8.2 EUT Constructional Details (EUT Photos)

Please Refer to external and internal photos for details.



Unless otherwise agreed in writing, this document is issued by the Company subject to its General Conditions of Service printed overleaf, available on request or accessible at <http://www.sgs.com/en/Terms-and-Conditions.aspx> and, for electronic format documents, subject to Terms and Conditions for Electronic Documents at <http://www.sgs.com/en/Terms-and-Conditions/Terms-e-Documents.aspx>. Attention is drawn to the limitation of liability, indemnification and jurisdiction issues defined therein. Any holder of this document is advised that information contained hereon reflects the Company's findings at the time of its intervention only and within the limits of Client's instructions, if any. The Company's sole responsibility is to its Client and this document does not exonerate parties to a transaction from exercising all their rights and obligations under the transaction documents. This document cannot be reproduced except in full, without prior written approval of the Company. Any unauthorized alteration, forgery or falsification of the content or appearance of this document is unlawful and offenders may be prosecuted to the fullest extent of the law. Unless otherwise stated the results shown in this test report refer only to the sample(s) tested and such sample(s) are retained for 30 days only.

Attention: To check the authenticity of testing / inspection report & certificate, please contact us at telephone: (86-755) 8307 1443, or email: [CN.Doccheck@sgs.com](mailto:CN.Doccheck@sgs.com)

## 9 Appendix

### 9.1 Appendix 15.407

#### 1.Emission Bandwidth Measurement

Test Mode	Test Channel	Ant	EBW[MHz]	Limit[MHz]	Verdict
11A	5180	Ant1	21.150	---	PASS
11A	5180	Ant2	20.910	---	PASS
11A	5220	Ant1	20.970	---	PASS
11A	5220	Ant2	20.880	---	PASS
11A	5240	Ant1	21.030	---	PASS
11A	5240	Ant2	20.910	---	PASS
11A	5260	Ant1	20.910	---	PASS
11A	5260	Ant2	20.910	---	PASS
11A	5300	Ant1	20.910	---	PASS
11A	5300	Ant2	20.940	---	PASS
11A	5320	Ant1	21.210	---	PASS
11A	5320	Ant2	20.850	---	PASS
11A	5500	Ant1	21.000	---	PASS
11A	5500	Ant2	20.790	---	PASS
11A	5580	Ant1	21.000	---	PASS
11A	5580	Ant2	20.760	---	PASS
11A	5700	Ant1	20.970	---	PASS
11A	5700	Ant2	20.790	---	PASS
11A	5745	Ant1	16.590	$\geq 0.5$	PASS
11A	5745	Ant2	16.560	$\geq 0.5$	PASS
11A	5785	Ant1	16.590	$\geq 0.5$	PASS
11A	5785	Ant2	16.590	$\geq 0.5$	PASS
11A	5825	Ant1	16.620	$\geq 0.5$	PASS
11A	5825	Ant2	16.590	$\geq 0.5$	PASS
11N20	5180	Ant1	21.540	---	PASS
11N20	5180	Ant2	21.420	---	PASS



Unless otherwise agreed in writing, this document is issued by the Company subject to its General Conditions of Service printed overleaf, available on request or accessible at <http://www.sgs.com/en/Terms-and-Conditions.aspx> and, for electronic format documents, subject to Terms and Conditions for Electronic Documents at <http://www.sgs.com/en/Terms-and-Conditions/Terms-e-Documents.aspx>. Attention is drawn to the limitation of liability, indemnification and jurisdiction issues defined therein. Any holder of this document is advised that information contained hereon reflects the Company's findings at the time of its intervention only and within the limits of Client's instructions, if any. The Company's sole responsibility is to its Client and this document does not exonerate parties to a transaction from exercising all their rights and obligations under the transaction documents. This document cannot be reproduced except in full, without prior written approval of the Company. Any unauthorized alteration, forgery or falsification of the content or appearance of this document is unlawful and offenders may be prosecuted to the fullest extent of the law. Unless otherwise stated the results shown in this test report refer only to the sample(s) tested and such sample(s) are retained for 30 days only.

Attention: To check the authenticity of testing / inspection report & certificate, please contact us at telephone: (86-755) 8307 1443, or email: [CN.Doccheck@sgs.com](mailto:CN.Doccheck@sgs.com)

SGS-CSTC Standards Technical Services Co., Ltd.  
Shenzhen Branch

No.1 Workshop, M-10, Middle Section, Science & Technology Park, Shenzhen, China 518057 t (86-755) 26012053 f (86-755) 26710594 www.sgs.com.cn  
中国·深圳·科技园中区M-10栋一号厂房 邮编: 518057 t (86-755) 26012053 f (86-755) 26710594 sgs.china@sgs.com

11N20	5220	Ant1	21.660	---	PASS
11N20	5220	Ant2	21.420	---	PASS
11N20	5240	Ant1	21.480	---	PASS
11N20	5240	Ant2	21.450	---	PASS
11N20	5260	Ant1	21.540	---	PASS
11N20	5260	Ant2	21.450	---	PASS
11N20	5300	Ant1	21.630	---	PASS
11N20	5300	Ant2	21.450	---	PASS
11N20	5320	Ant1	21.690	---	PASS
11N20	5320	Ant2	21.510	---	PASS
11N20	5500	Ant1	21.810	---	PASS
11N20	5500	Ant2	21.480	---	PASS
11N20	5580	Ant1	21.840	---	PASS
11N20	5580	Ant2	21.510	---	PASS
11N20	5700	Ant1	21.750	---	PASS
11N20	5700	Ant2	21.510	---	PASS
11N20	5745	Ant1	17.670	>=0.5	PASS
11N20	5745	Ant2	17.670	>=0.5	PASS
11N20	5785	Ant1	17.670	>=0.5	PASS
11N20	5785	Ant2	17.670	>=0.5	PASS
11N20	5825	Ant1	17.670	>=0.5	PASS
11N20	5825	Ant2	17.670	>=0.5	PASS
11N40	5190	Ant1	42.240	---	PASS
11N40	5190	Ant2	42.120	---	PASS
11N40	5230	Ant1	42.180	---	PASS
11N40	5230	Ant2	42.180	---	PASS
11N40	5270	Ant1	42.360	---	PASS
11N40	5270	Ant2	42.000	---	PASS
11N40	5310	Ant1	42.240	---	PASS
11N40	5310	Ant2	42.180	---	PASS
11N40	5510	Ant1	42.780	---	PASS
11N40	5510	Ant2	42.180	---	PASS



Unless otherwise agreed in writing, this document is issued by the Company subject to its General Conditions of Service printed overleaf, available on request or accessible at <http://www.sgs.com/en/Terms-and-Conditions.aspx> and, for electronic format documents, subject to Terms and Conditions for Electronic Documents at <http://www.sgs.com/en/Terms-and-Conditions/Terms-e-Documents.aspx>. Attention is drawn to the limitation of liability, indemnification and jurisdiction issues defined therein. Any holder of this document is advised that information contained hereon reflects the Company's findings at the time of its intervention only and within the limits of Client's instructions, if any. The Company's sole responsibility is to its Client and this document does not exonerate parties to a transaction from exercising all their rights and obligations under the transaction documents. This document cannot be reproduced except in full, without prior written approval of the Company. Any unauthorized alteration, forgery or falsification of the content or appearance of this document is unlawful and offenders may be prosecuted to the fullest extent of the law. Unless otherwise stated the results shown in this test report refer only to the sample(s) tested and such sample(s) are retained for 30 days only.

Attention: To check the authenticity of testing / inspection report & certificate, please contact us at telephone: (86-755) 8307 1443, or email: [CN.Doccheck@sgs.com](mailto:CN.Doccheck@sgs.com)

SGS-CSTC Standards Technical Services Co., Ltd.  
Shenzhen Branch

No.1 Workshop, M-10, Middle Section, Science & Technology Park, Shenzhen, China 518057 t (86-755) 26012053 f (86-755) 26710594 www.sgsgroup.com.cn  
中国·深圳·科技园中区M-10栋一号厂房 邮编: 518057 t (86-755) 26012053 f (86-755) 26710594 sgs.china@sgs.com

11N40	5550	Ant1	42.180	---	PASS
11N40	5550	Ant2	42.060	---	PASS
11N40	5670	Ant1	42.000	---	PASS
11N40	5670	Ant2	42.120	---	PASS
11N40	5755	Ant1	36.540	>=0.5	PASS
11N40	5755	Ant2	36.540	>=0.5	PASS
11N40	5795	Ant1	36.480	>=0.5	PASS
11N40	5795	Ant2	36.540	>=0.5	PASS
11AC20	5180	Ant1	21.570	---	PASS
11AC20	5180	Ant2	21.480	---	PASS
11AC20	5220	Ant1	21.600	---	PASS
11AC20	5220	Ant2	21.510	---	PASS
11AC20	5240	Ant1	21.660	---	PASS
11AC20	5240	Ant2	21.450	---	PASS
11AC20	5260	Ant1	21.600	---	PASS
11AC20	5260	Ant2	21.450	---	PASS
11AC20	5300	Ant1	21.690	---	PASS
11AC20	5300	Ant2	21.510	---	PASS
11AC20	5320	Ant1	21.660	---	PASS
11AC20	5320	Ant2	21.480	---	PASS
11AC20	5500	Ant1	21.660	---	PASS
11AC20	5500	Ant2	21.510	---	PASS
11AC20	5580	Ant1	21.690	---	PASS
11AC20	5580	Ant2	21.450	---	PASS
11AC20	5700	Ant1	21.510	---	PASS
11AC20	5700	Ant2	21.450	---	PASS
11AC20	5745	Ant1	17.670	>=0.5	PASS
11AC20	5745	Ant2	17.670	>=0.5	PASS
11AC20	5785	Ant1	17.670	>=0.5	PASS
11AC20	5785	Ant2	17.670	>=0.5	PASS
11AC20	5825	Ant1	17.670	>=0.5	PASS
11AC20	5825	Ant2	17.670	>=0.5	PASS



Unless otherwise agreed in writing, this document is issued by the Company subject to its General Conditions of Service printed overleaf, available on request or accessible at <http://www.sgs.com/en/Terms-and-Conditions.aspx> and, for electronic format documents, subject to Terms and Conditions for Electronic Documents at <http://www.sgs.com/en/Terms-and-Conditions/Terms-e-Documents.aspx>. Attention is drawn to the limitation of liability, indemnification and jurisdiction issues defined therein. Any holder of this document is advised that information contained hereon reflects the Company's findings at the time of its intervention only and within the limits of Client's instructions, if any. The Company's sole responsibility is to its Client and this document does not exonerate parties to a transaction from exercising all their rights and obligations under the transaction documents. This document cannot be reproduced except in full, without prior written approval of the Company. Any unauthorized alteration, forgery or falsification of the content or appearance of this document is unlawful and offenders may be prosecuted to the fullest extent of the law. Unless otherwise stated the results shown in this test report refer only to the sample(s) tested and such sample(s) are retained for 30 days only.

Attention: To check the authenticity of testing / inspection report & certificate, please contact us at telephone: (86-755) 8307 1443, or email: [CN.Doccheck@sgs.com](mailto:CN.Doccheck@sgs.com)

SGS-CSTC Standards Technical Services Co., Ltd.  
Shenzhen Branch

No.1 Workshop, M-10, Middle Section, Science & Technology Park, Shenzhen, China 518057 t (86-755) 26012053 f (86-755) 26710594 www.sgs.com.cn  
中国·深圳·科技园中区M-10栋一号厂房 邮编: 518057 t (86-755) 26012053 f (86-755) 26710594 sgs.china@sgs.com



11AC80	5210	Ant1	83.520	---	PASS
11AC80	5210	Ant2	83.520	---	PASS
11AC80	5290	Ant1	83.640	---	PASS
11AC80	5290	Ant2	83.520	---	PASS
11AC80	5530	Ant1	83.760	---	PASS
11AC80	5530	Ant2	83.400	---	PASS
11AC80	5610	Ant1	80.760	---	PASS
11AC80	5610	Ant2	80.880	---	PASS
11AC80	5775	Ant1	76.560	>=0.5	PASS
11AC80	5775	Ant2	76.560	>=0.5	PASS
11AC40	5190	Ant1	42.120	---	PASS
11AC40	5190	Ant2	42.060	---	PASS
11AC40	5230	Ant1	42.120	---	PASS
11AC40	5230	Ant2	42.060	---	PASS
11AC40	5270	Ant1	42.180	---	PASS
11AC40	5270	Ant2	42.060	---	PASS
11AC40	5310	Ant1	42.000	---	PASS
11AC40	5310	Ant2	42.060	---	PASS
11AC40	5510	Ant1	42.240	---	PASS
11AC40	5510	Ant2	42.120	---	PASS
11AC40	5550	Ant1	42.180	---	PASS
11AC40	5550	Ant2	42.000	---	PASS
11AC40	5670	Ant1	42.000	---	PASS
11AC40	5670	Ant2	41.880	---	PASS
11AC40	5755	Ant1	36.540	>=0.5	PASS
11AC40	5755	Ant2	36.540	>=0.5	PASS
11AC40	5795	Ant1	36.540	>=0.5	PASS
11AC40	5795	Ant2	36.540	>=0.5	PASS



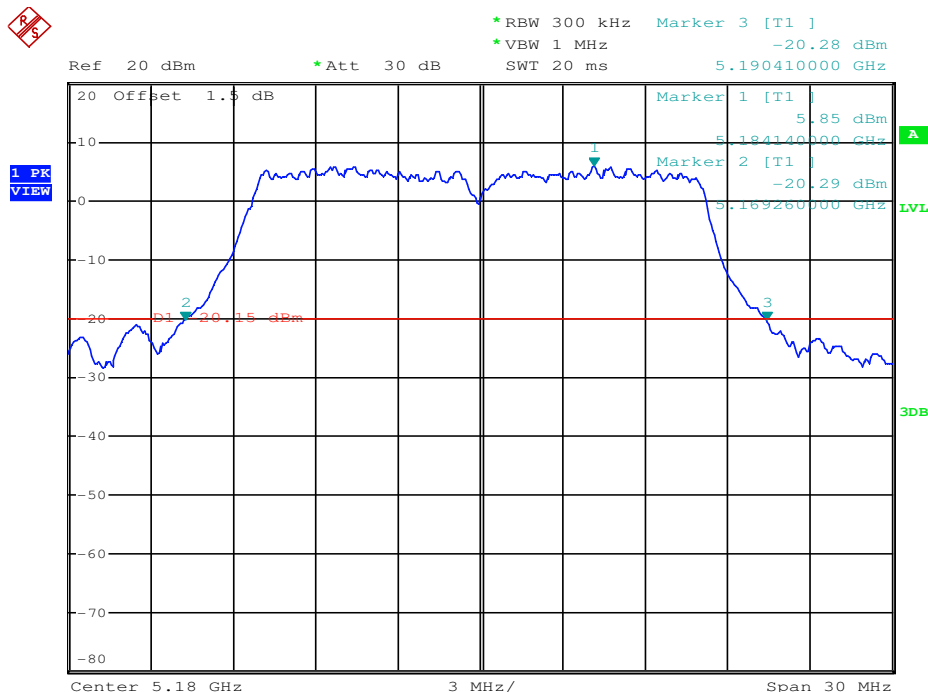
Unless otherwise agreed in writing, this document is issued by the Company subject to its General Conditions of Service printed overleaf, available on request or accessible at <http://www.sgs.com/en/Terms-and-Conditions.aspx> and, for electronic format documents, subject to Terms and Conditions for Electronic Documents at <http://www.sgs.com/en/Terms-and-Conditions/Terms-e-Documents.aspx>. Attention is drawn to the limitation of liability, indemnification and jurisdiction issues defined therein. Any holder of this document is advised that information contained hereon reflects the Company's findings at the time of its intervention only and within the limits of Client's instructions, if any. The Company's sole responsibility is to its Client and this document does not exonerate parties to a transaction from exercising all their rights and obligations under the transaction documents. This document cannot be reproduced except in full, without prior written approval of the Company. Any unauthorized alteration, forgery or falsification of the content or appearance of this document is unlawful and offenders may be prosecuted to the fullest extent of the law. Unless otherwise stated the results shown in this test report refer only to the sample(s) tested and such sample(s) are retained for 30 days only.

Attention: To check the authenticity of testing / inspection report & certificate, please contact us at telephone: (86-755) 8307 1443, or email: [CN.Doccheck@sgs.com](mailto:CN.Doccheck@sgs.com)

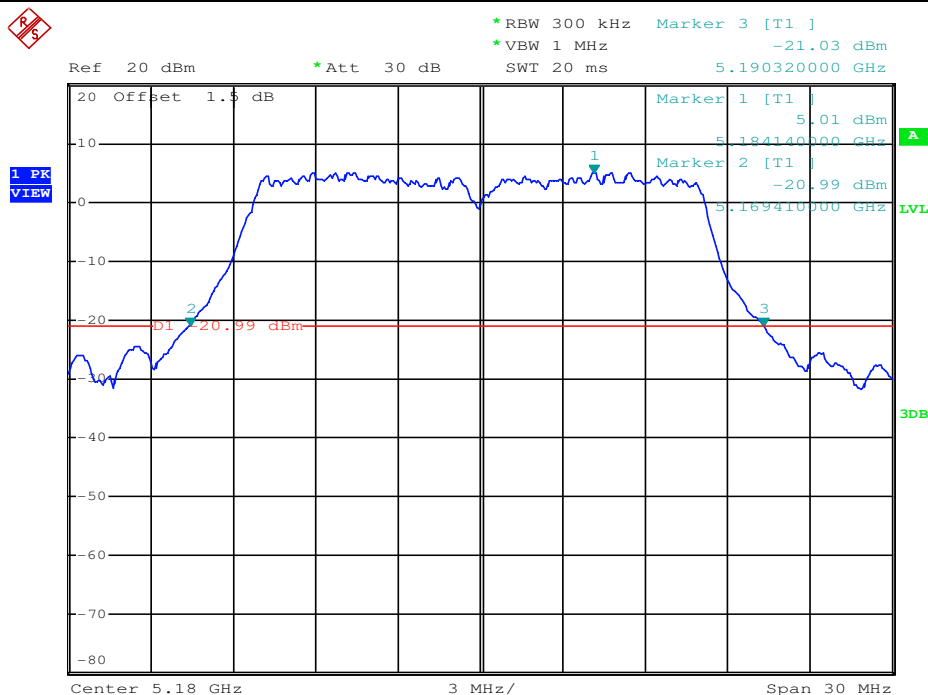
SGS-CSTC Standards Technical Services Co., Ltd.  
Shenzhen Branch (CMAA) Laboratory

No.1 Workshop, M-10, Middle Section, Science & Technology Park, Shenzhen, China 518057 t (86-755) 26012053 f (86-755) 26710594 www.sgs.com.cn  
中国·深圳·科技园中区M-10栋一号厂房 邮编: 518057 t (86-755) 26012053 f (86-755) 26710594 sgs.china@sgs.com

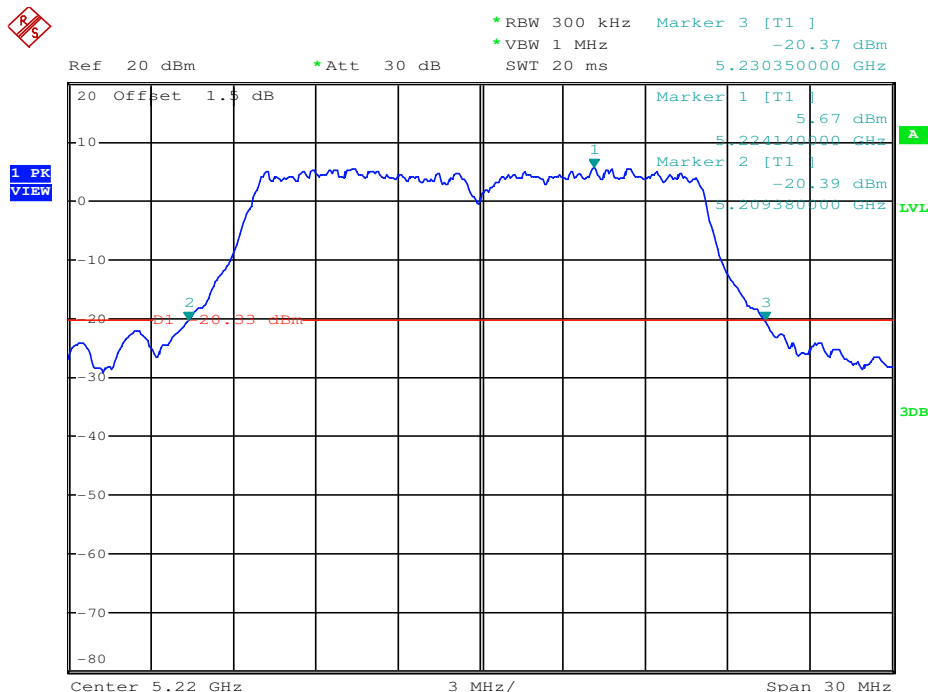
### Emission Bandwidth Measurement\_11A\_5180\_Ant1



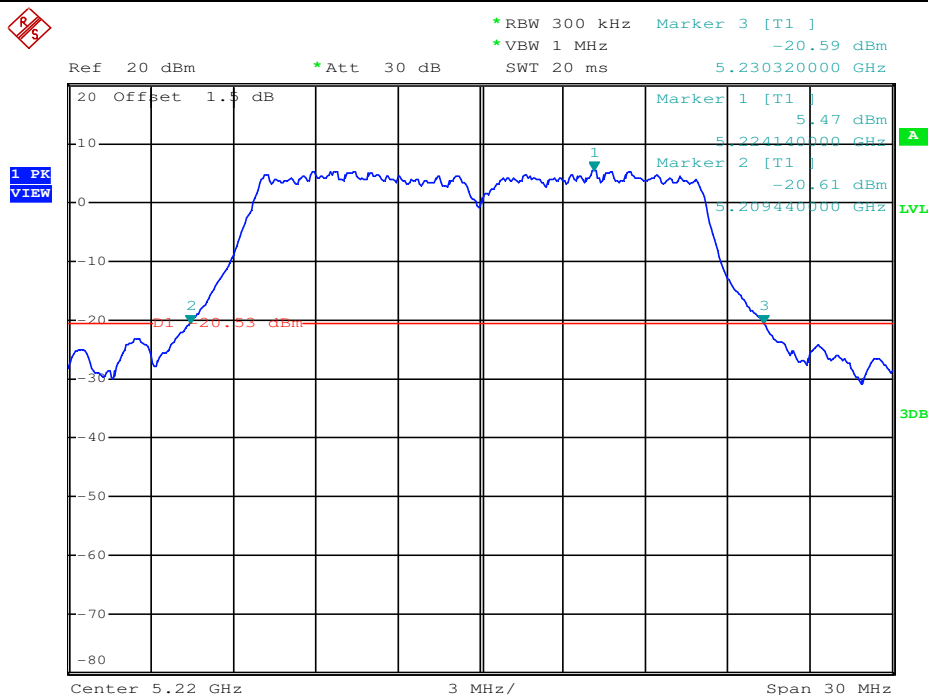
### Emission Bandwidth Measurement\_11A\_5180\_Ant2



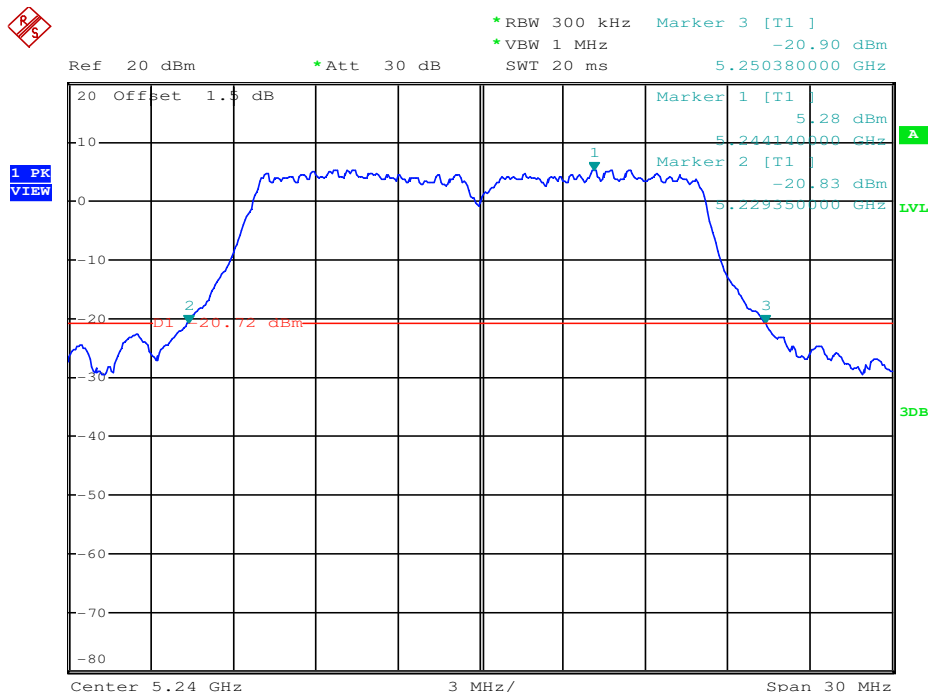
### Emission Bandwidth Measurement\_11A\_5220\_Ant1



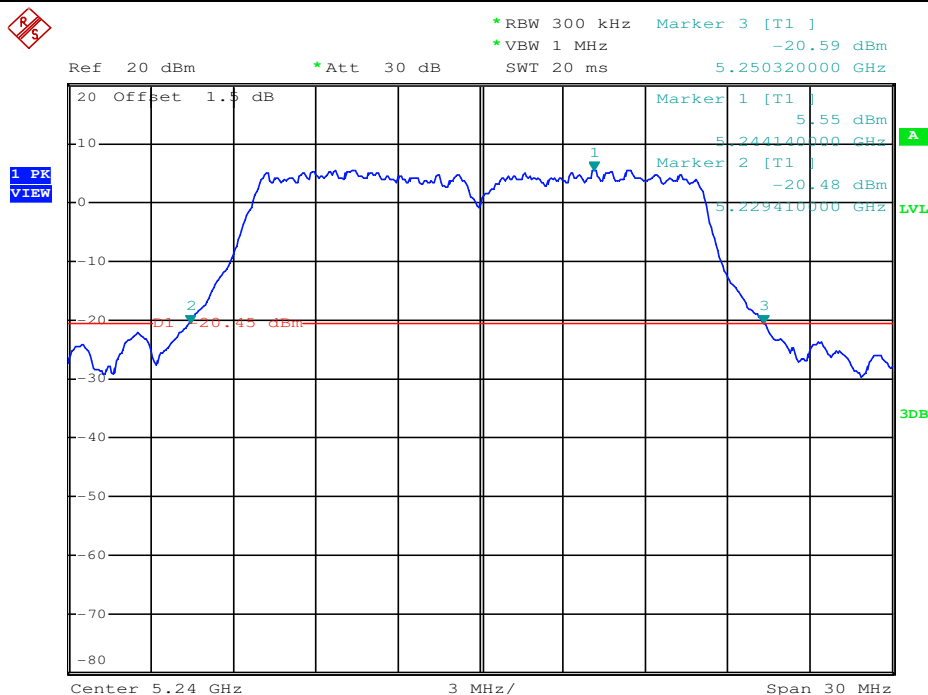
### Emission Bandwidth Measurement\_11A\_5220\_Ant2



### Emission Bandwidth Measurement\_11A\_5240\_Ant1

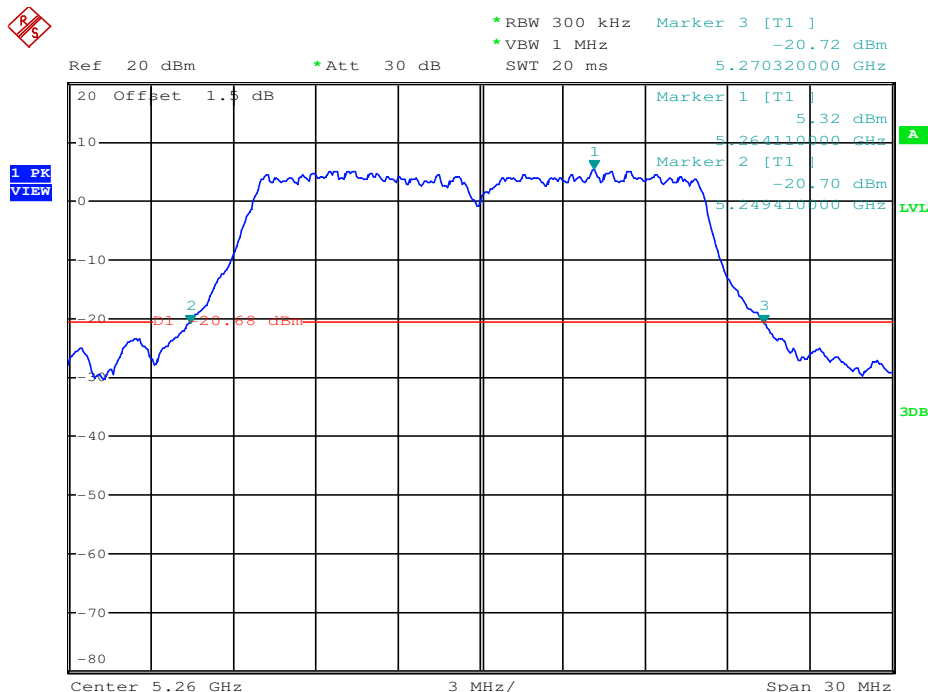


### Emission Bandwidth Measurement\_11A\_5240\_Ant2

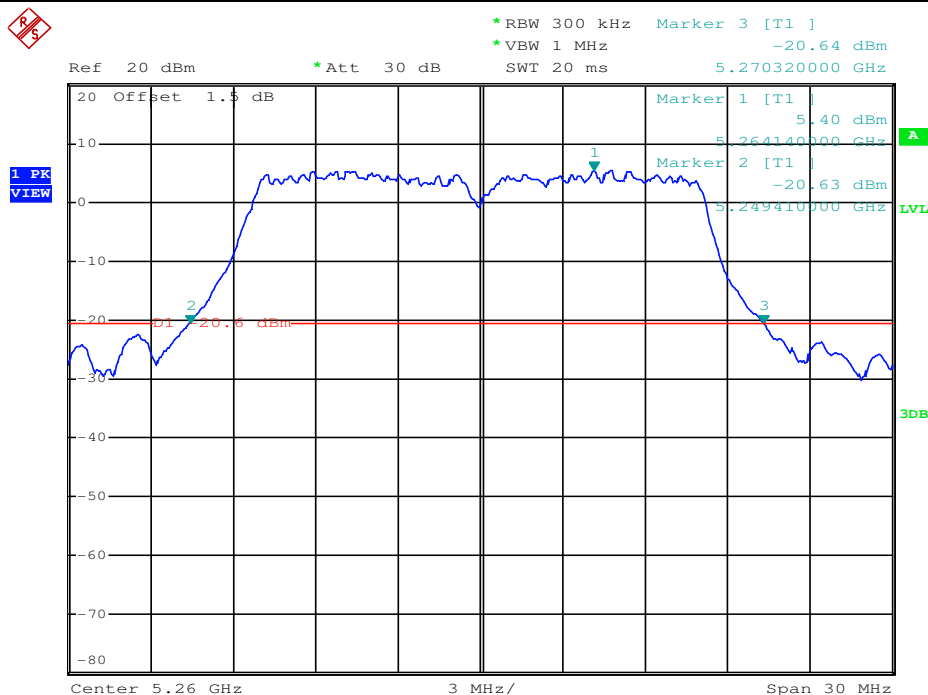




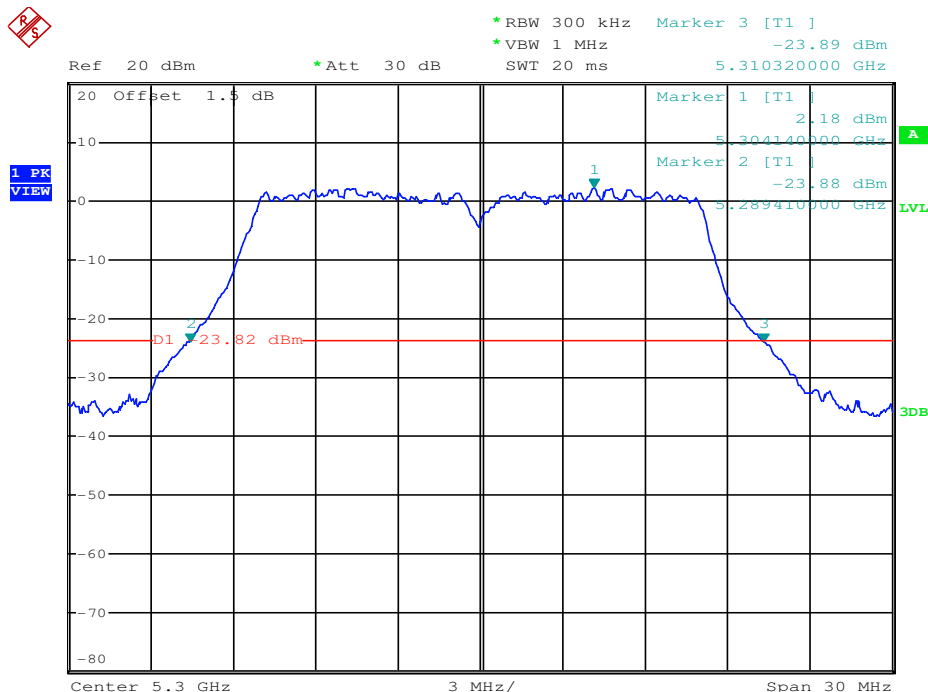
### Emission Bandwidth Measurement\_11A\_5260\_Ant1



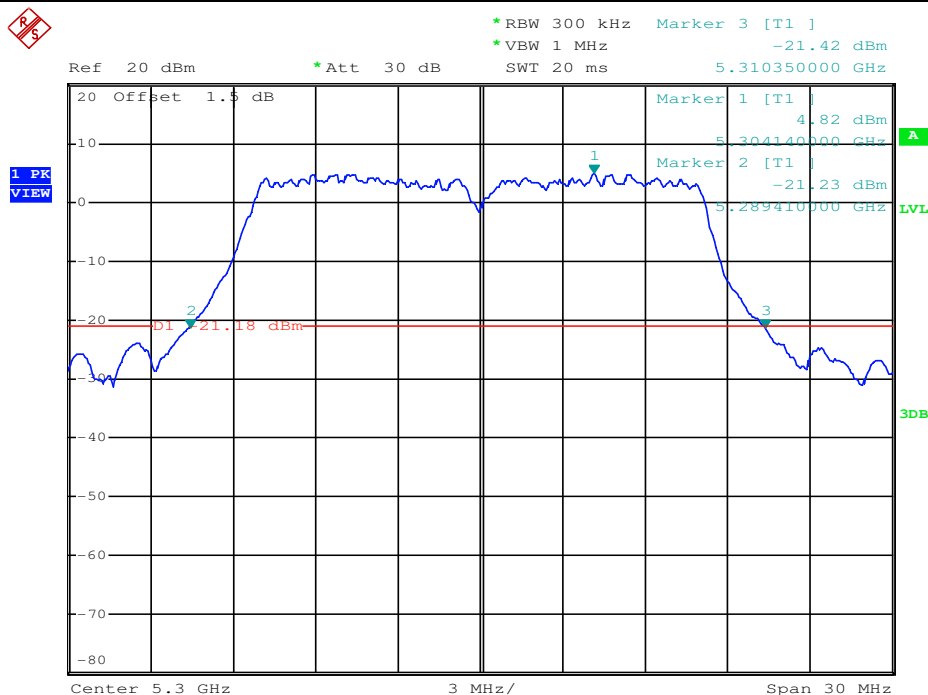
### Emission Bandwidth Measurement\_11A\_5260\_Ant2



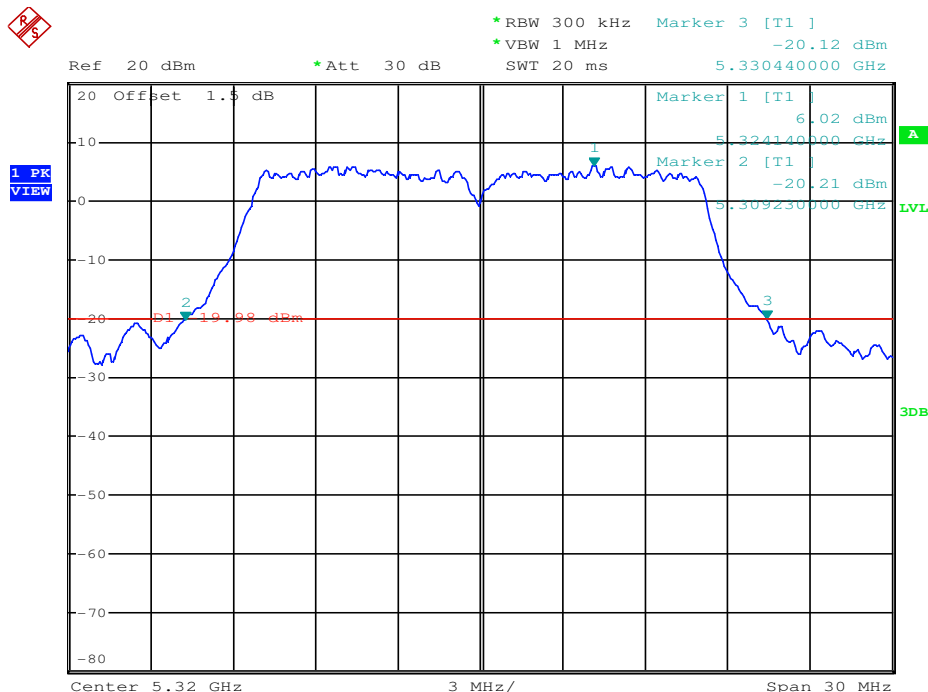
### Emission Bandwidth Measurement\_11A\_5300\_Ant1



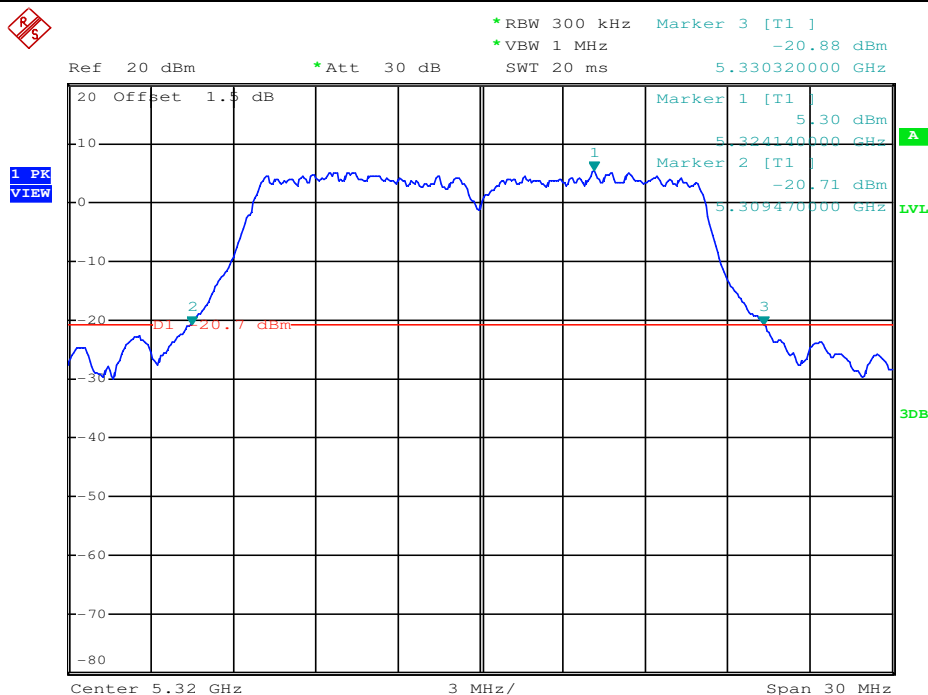
### Emission Bandwidth Measurement\_11A\_5300\_Ant2



### Emission Bandwidth Measurement\_11A\_5320\_Ant1



### Emission Bandwidth Measurement\_11A\_5320\_Ant2

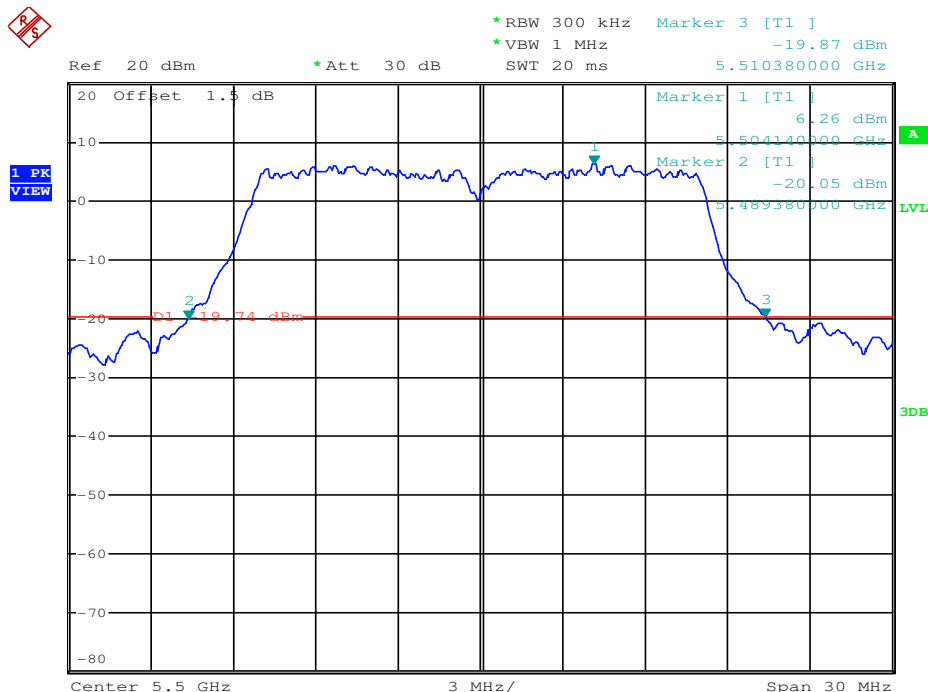


Unless otherwise agreed in writing, this document is issued by the Company subject to its General Conditions of Service printed overleaf, available on request or accessible at <http://www.sgs.com/en/Terms-and-Conditions.aspx> and, for electronic format documents, subject to Terms and Conditions for Electronic Documents at <http://www.sgs.com/en/Terms-and-Conditions/Terms-e-Document.aspx>. Attention is drawn to the limitation of liability, indemnification and jurisdiction issues defined therein. Any holder of this document is advised that information contained hereon reflects the Company's findings at the time of its intervention only and within the limits of Client's instructions, if any. The Company's sole responsibility is to its Client and this document does not exonerate parties to a transaction from exercising all their rights and obligations under the transaction documents. This document cannot be reproduced except in full, without prior written approval of the Company. Any unauthorized alteration, forgery or falsification of the content or appearance of this document is unlawful and offenders may be prosecuted to the fullest extent of the law. Unless otherwise stated the results shown in this test report refer only to the sample(s) tested and such sample(s) are retained for 30 days only.

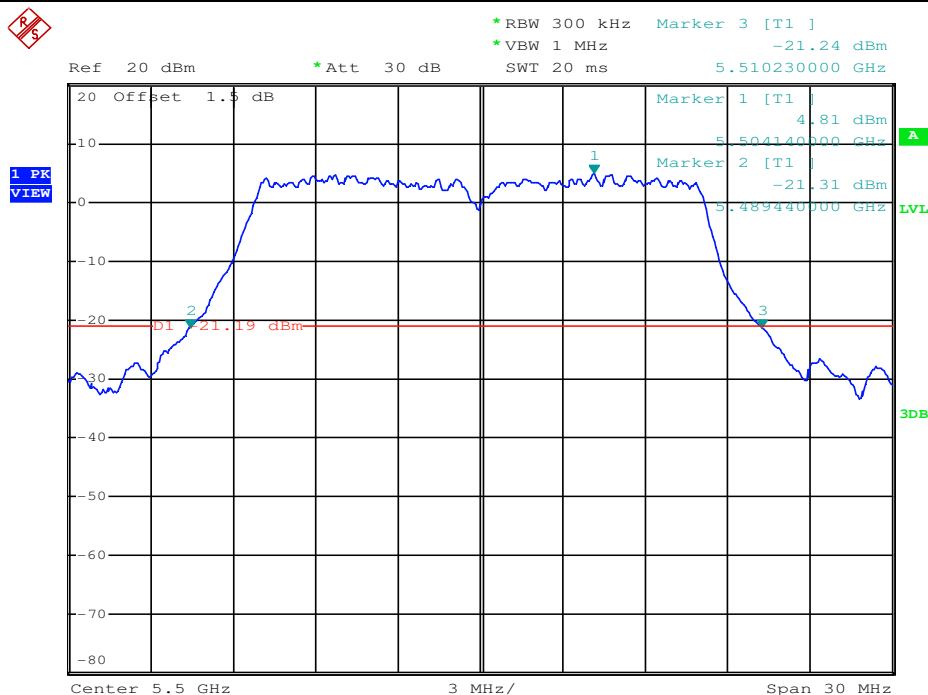
Attention: To check the authenticity of testing / inspection report & certificate, please contact us at telephone: (86-755) 83071443, or email: [CN.Doccheck@sgs.com](mailto:CN.Doccheck@sgs.com)

No.1 Workshop, M-10, Middle Section, Science & Technology Park, Shenzhen, China 518057 t (86-755) 26012053 f (86-755) 26710594 www.sgs.com.cn  
中国·深圳·科技园中区M-10栋一号厂房 邮编: 518057 t (86-755) 26012053 f (86-755) 26710594 sgs.china@sgs.com

### Emission Bandwidth Measurement\_11A\_5500\_Ant1

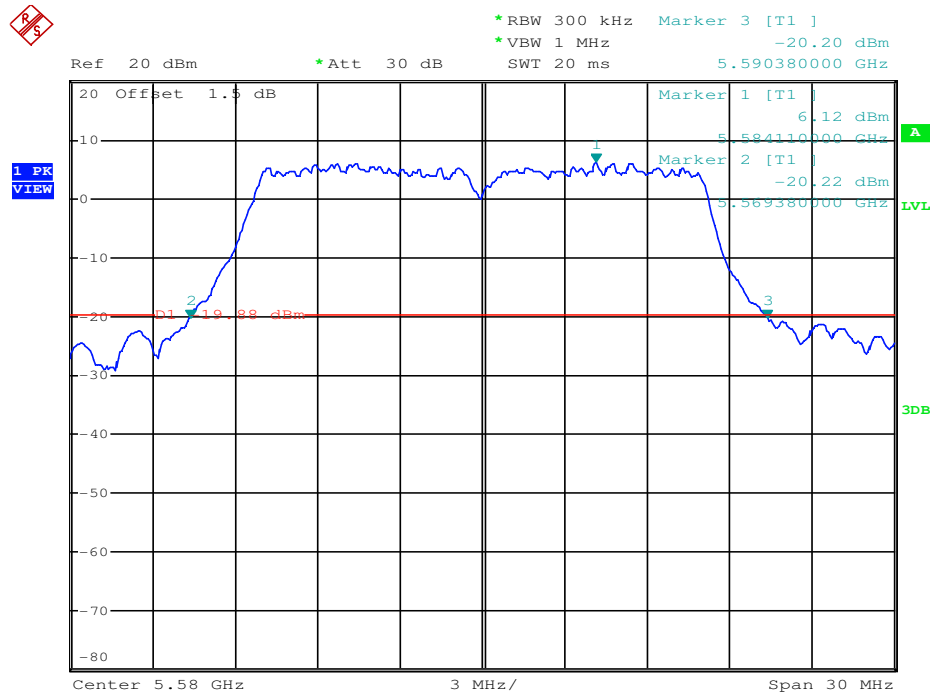


### Emission Bandwidth Measurement\_11A\_5500\_Ant2

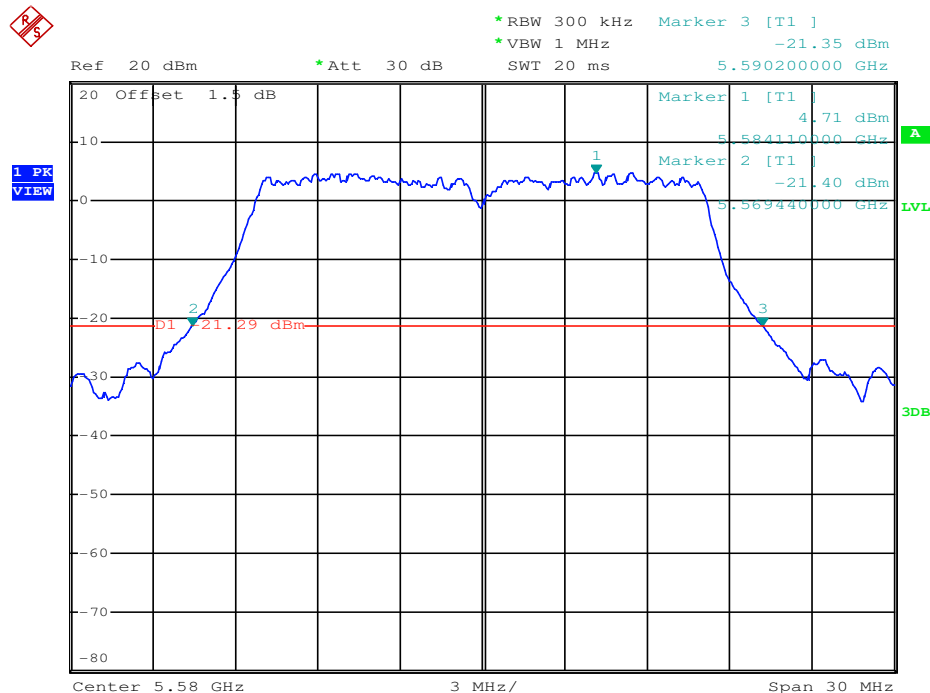




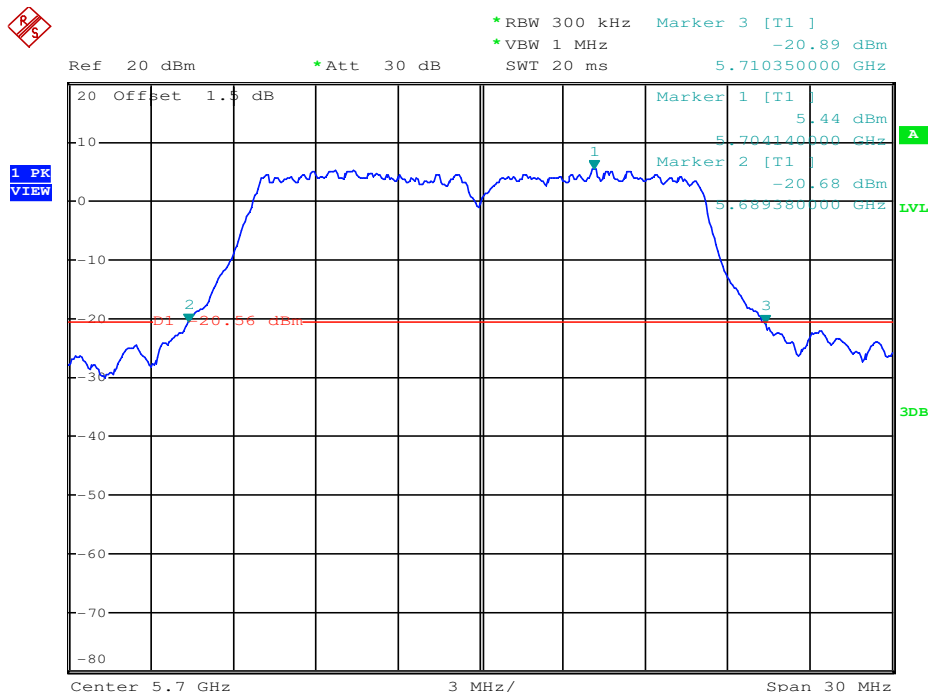
### Emission Bandwidth Measurement\_11A\_5580\_Ant1



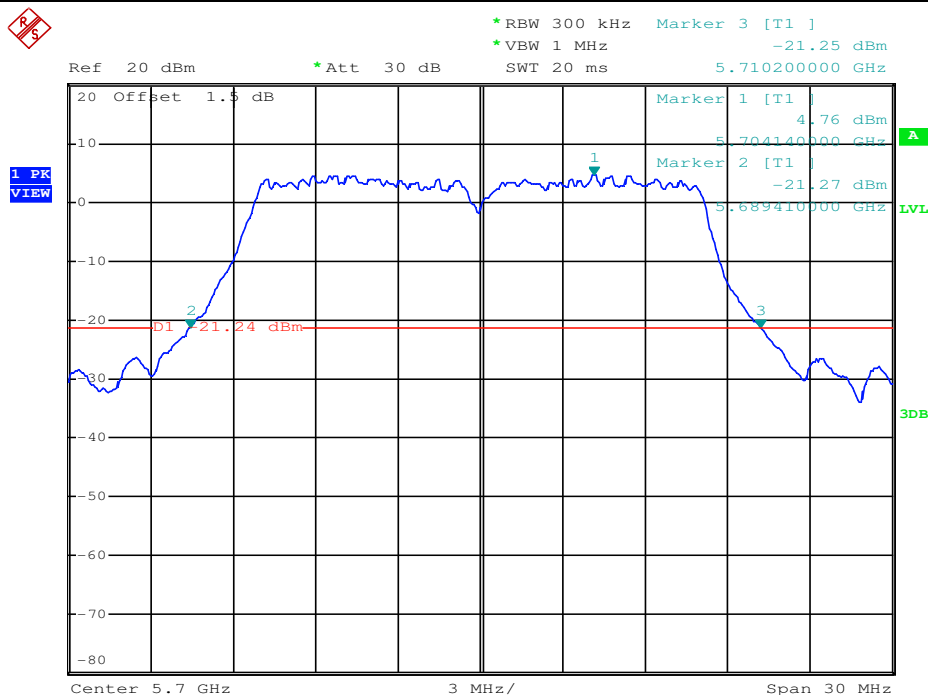
### Emission Bandwidth Measurement\_11A\_5580\_Ant2



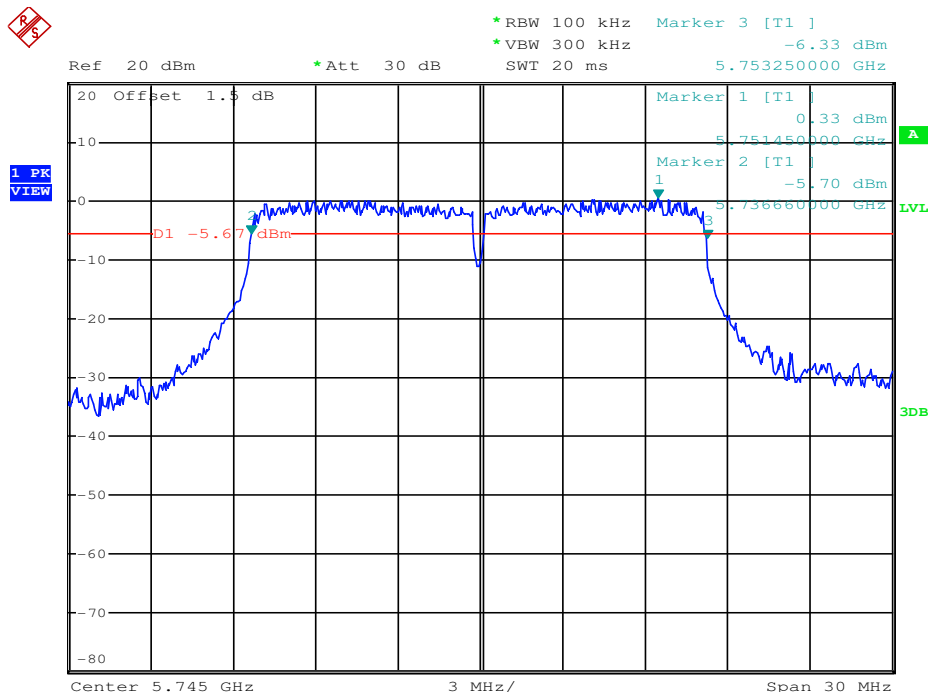
### Emission Bandwidth Measurement\_11A\_5700\_Ant1



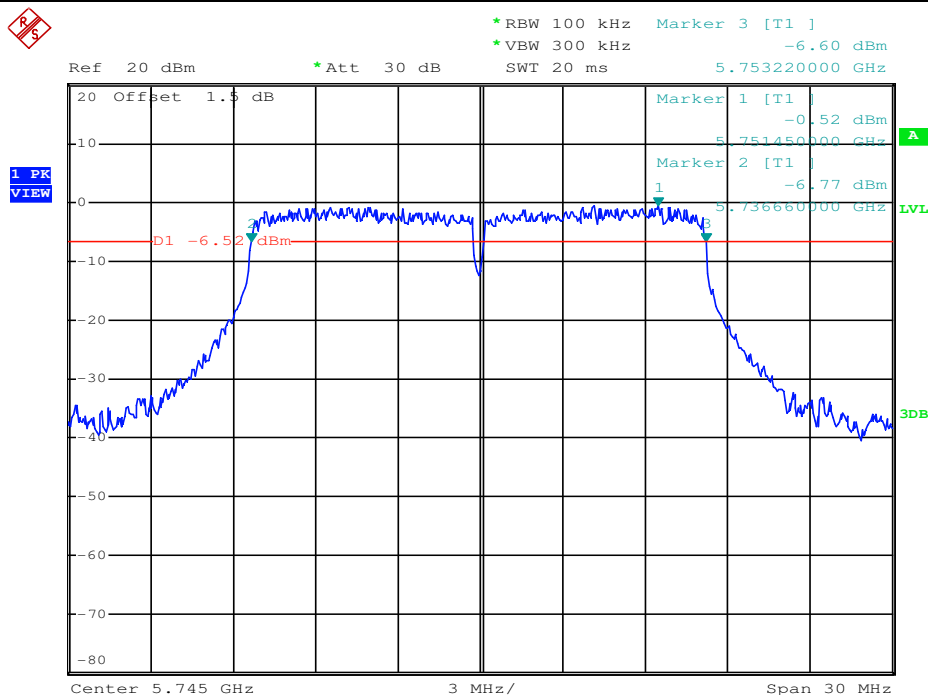
### Emission Bandwidth Measurement\_11A\_5700\_Ant2



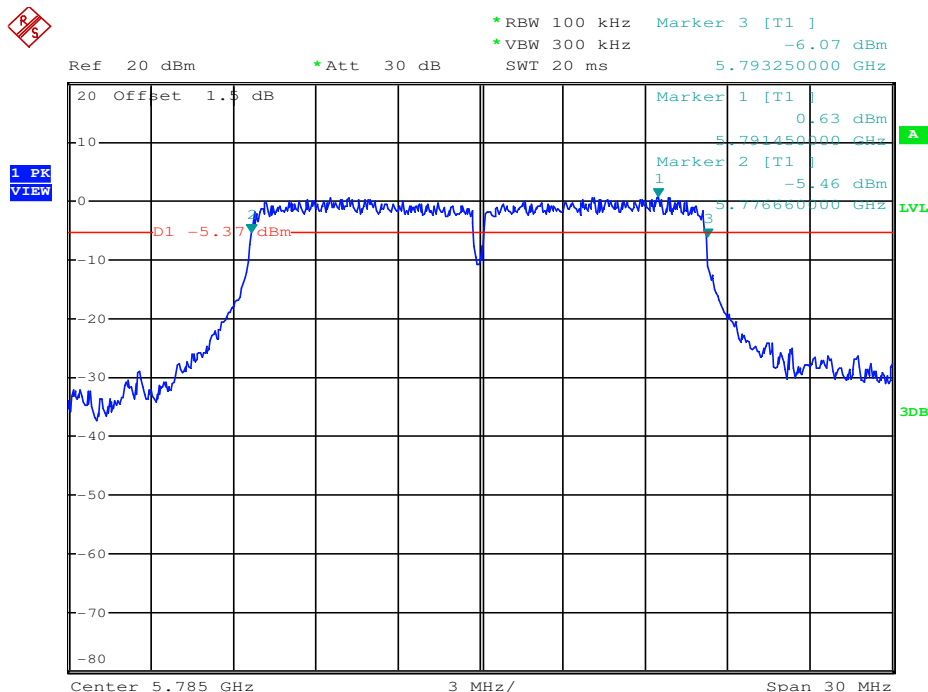
### Emission Bandwidth Measurement\_11A\_5745\_Ant1



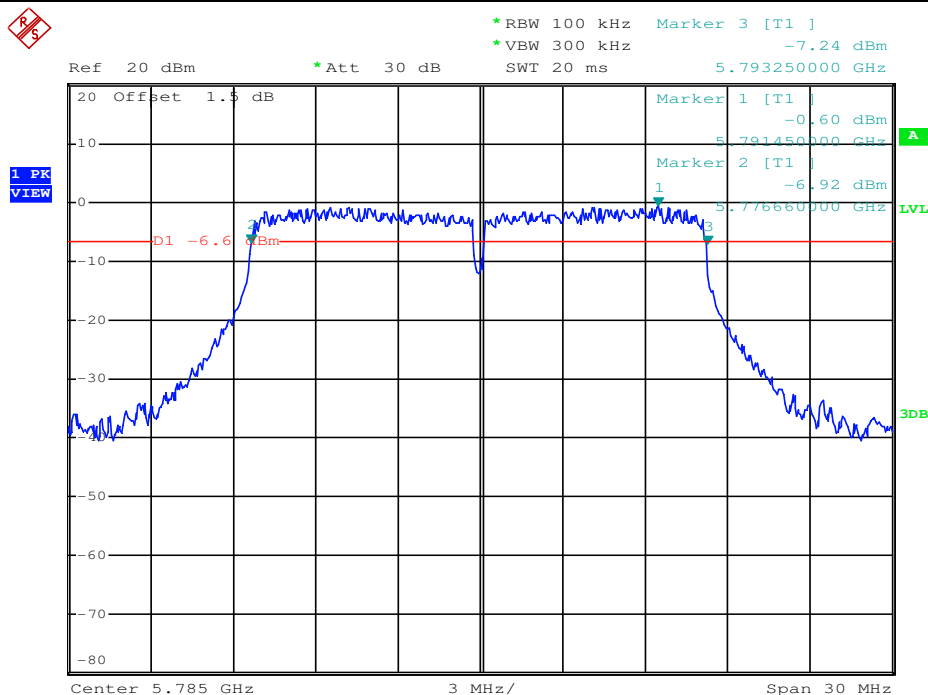
### Emission Bandwidth Measurement\_11A\_5745\_Ant2



### Emission Bandwidth Measurement\_11A\_5785\_Ant1

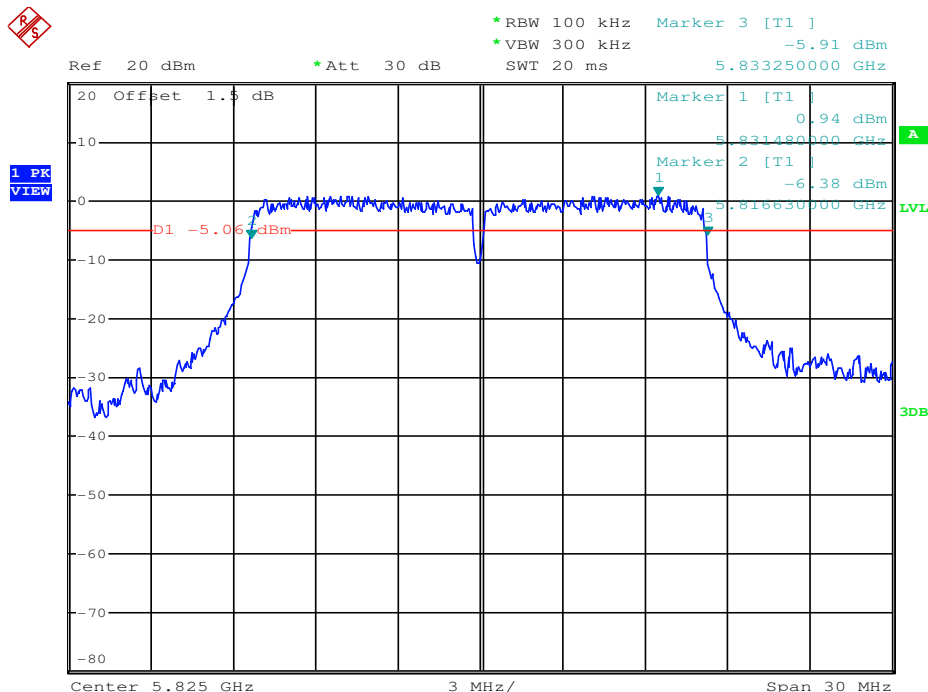


### Emission Bandwidth Measurement\_11A\_5785\_Ant2

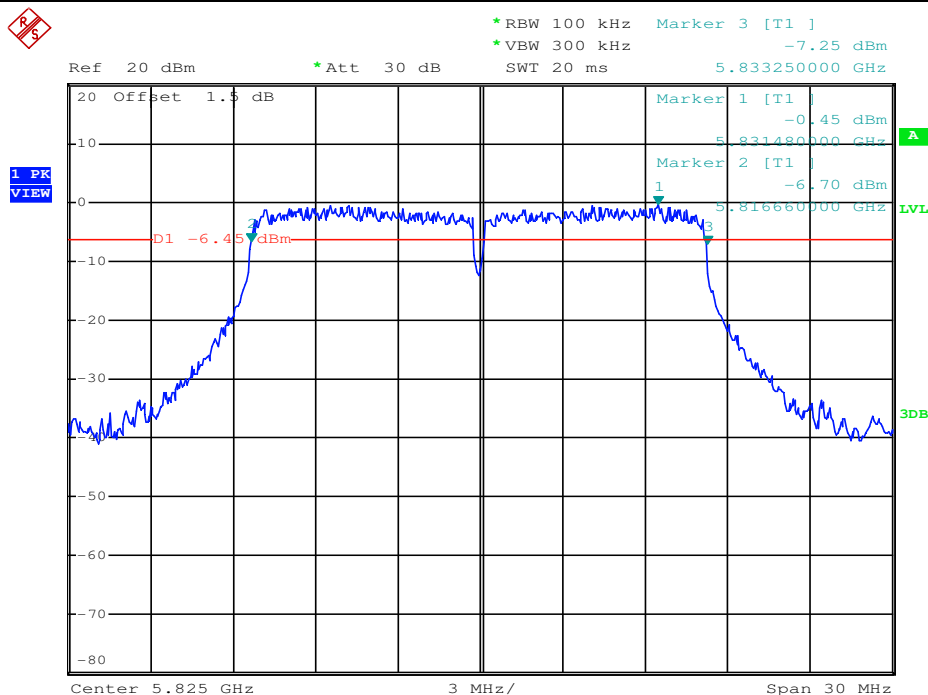




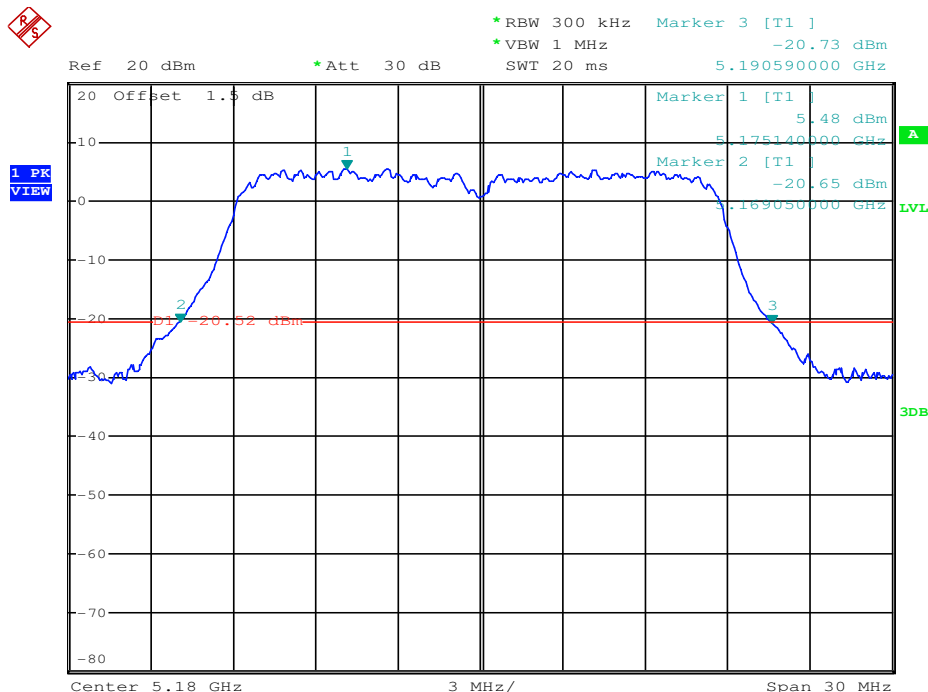
### Emission Bandwidth Measurement\_11A\_5825\_Ant1



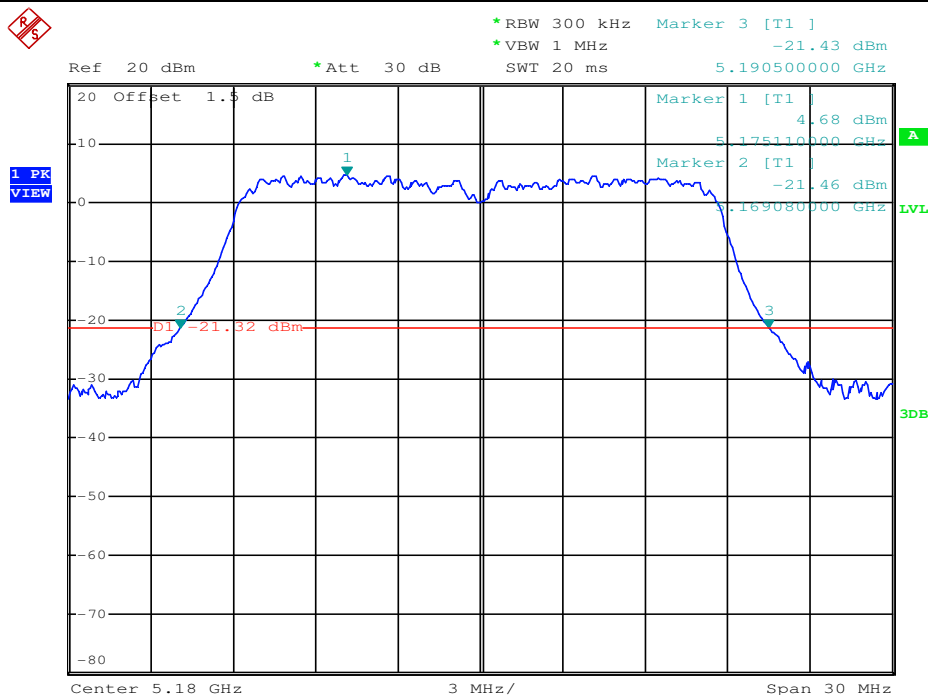
### Emission Bandwidth Measurement\_11A\_5825\_Ant2



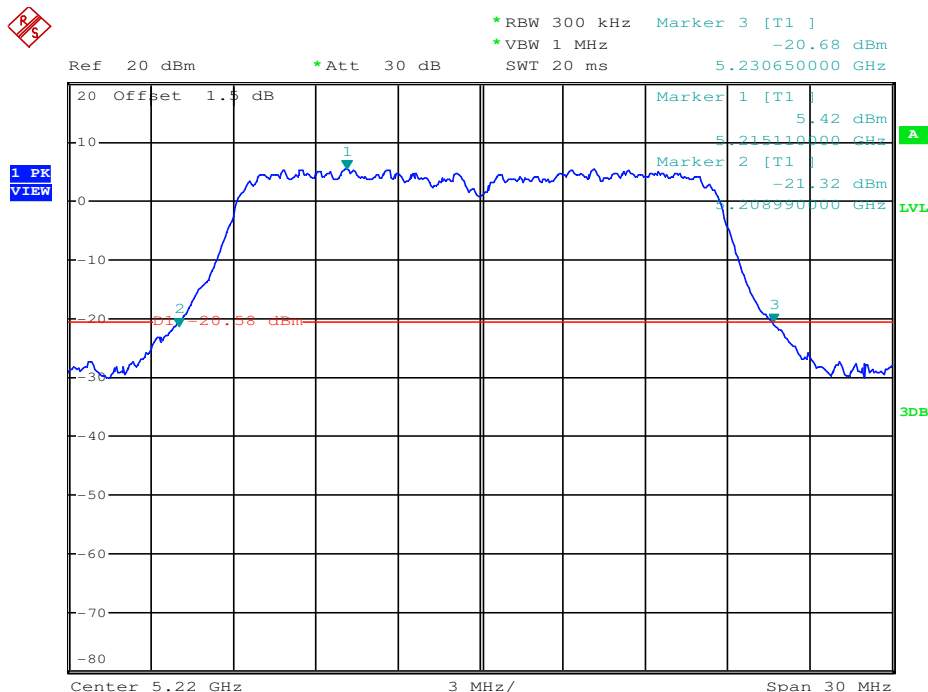
### Emission Bandwidth Measurement\_11N20\_5180\_Ant1



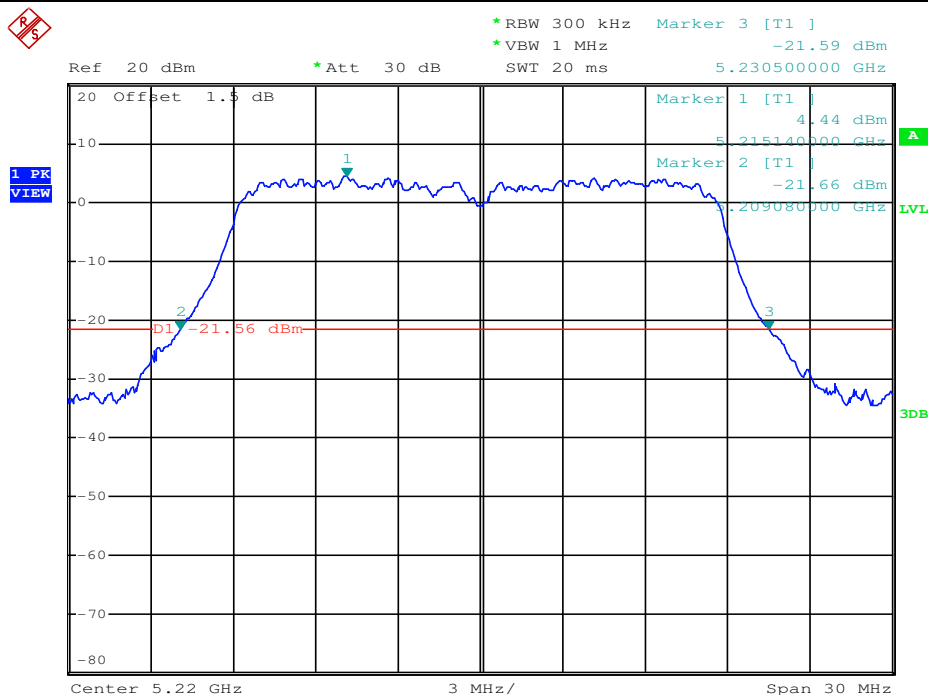
### Emission Bandwidth Measurement\_11N20\_5180\_Ant2



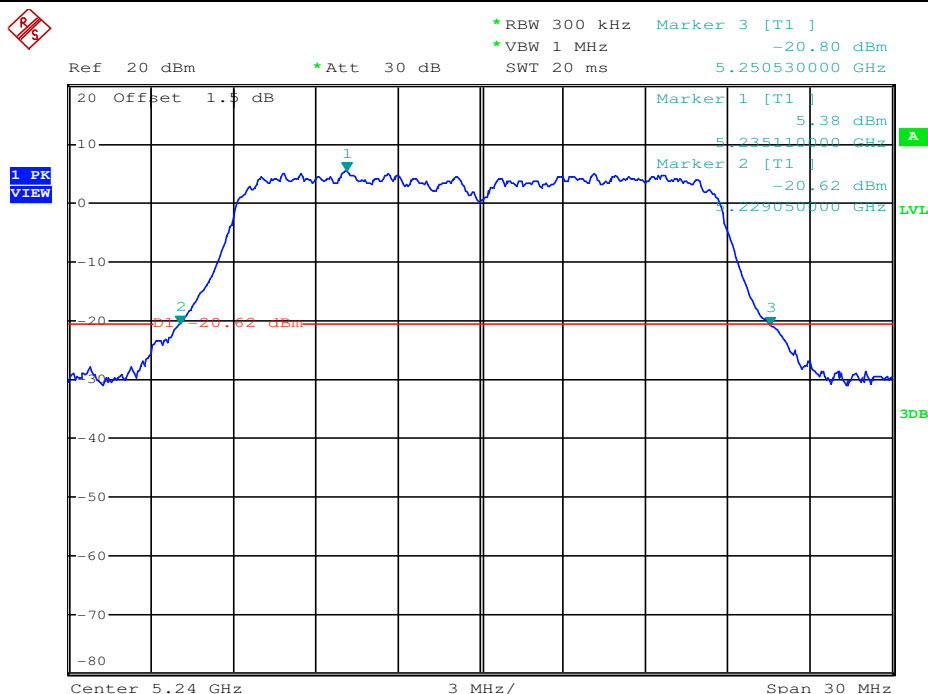
### Emission Bandwidth Measurement\_11N20\_5220\_Ant1



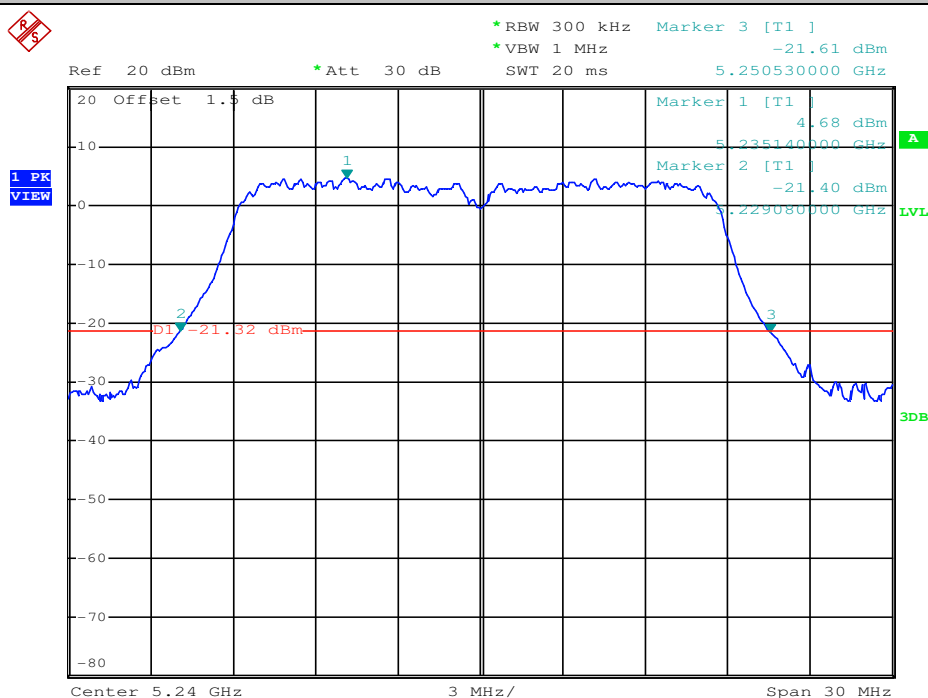
### Emission Bandwidth Measurement\_11N20\_5220\_Ant2



### Emission Bandwidth Measurement\_11N20\_5240\_Ant1

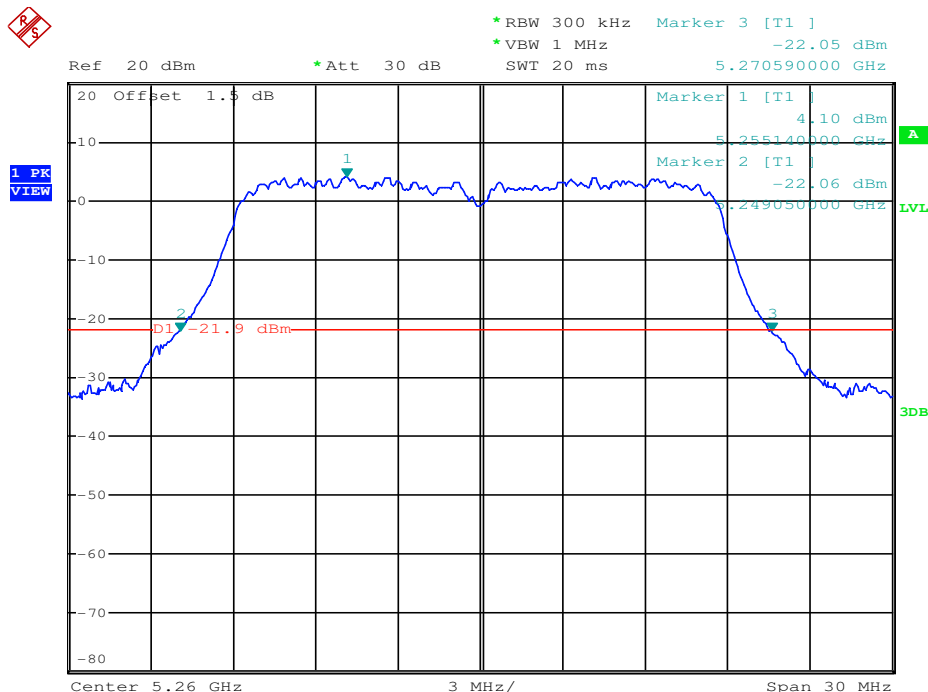


### Emission Bandwidth Measurement\_11N20\_5240\_Ant2

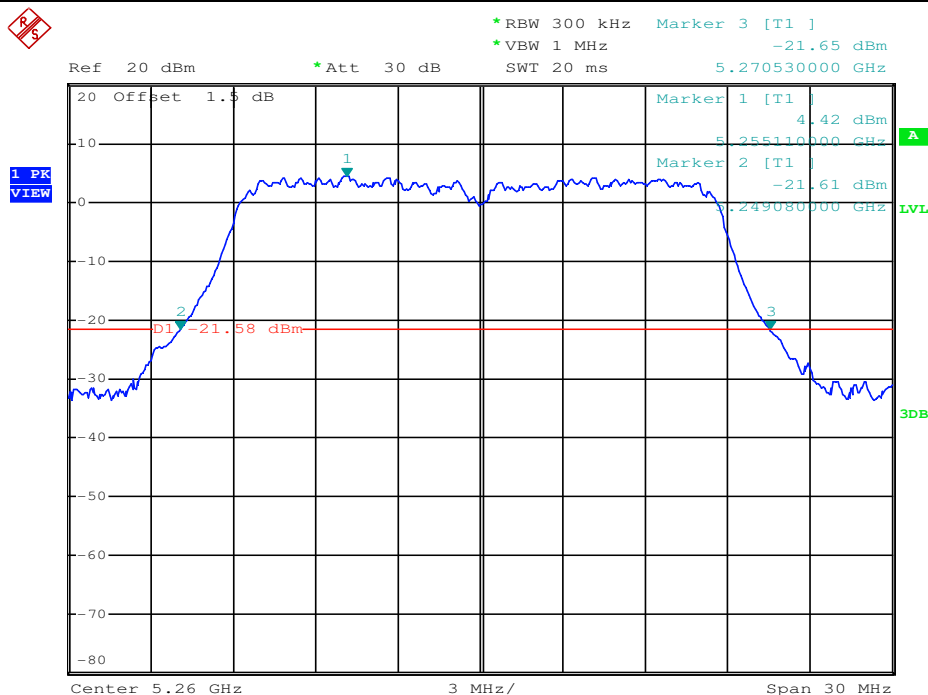




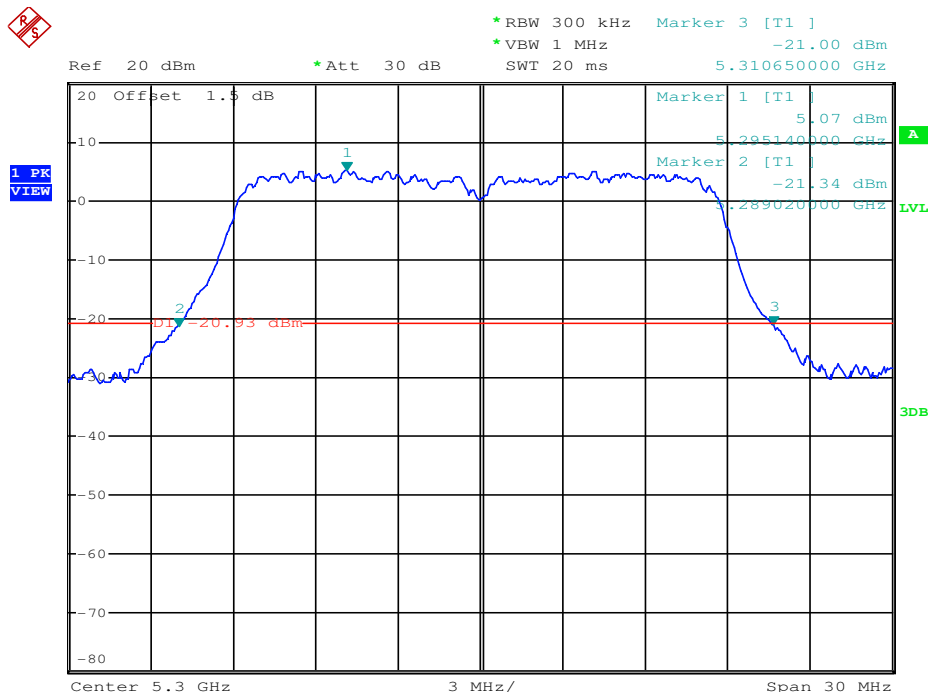
### Emission Bandwidth Measurement\_11N20\_5260\_Ant1



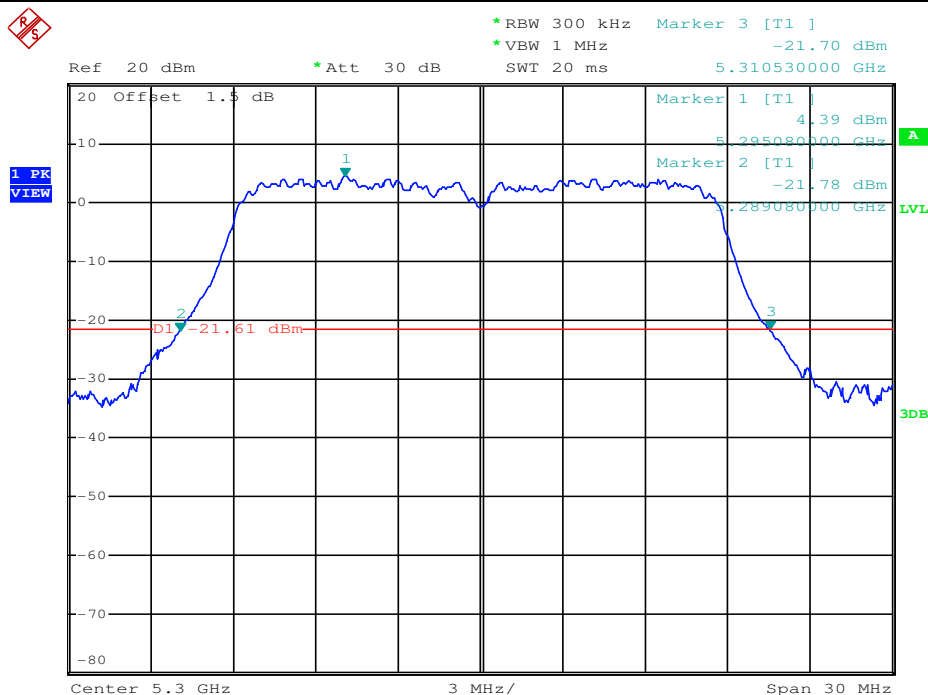
### Emission Bandwidth Measurement\_11N20\_5260\_Ant2



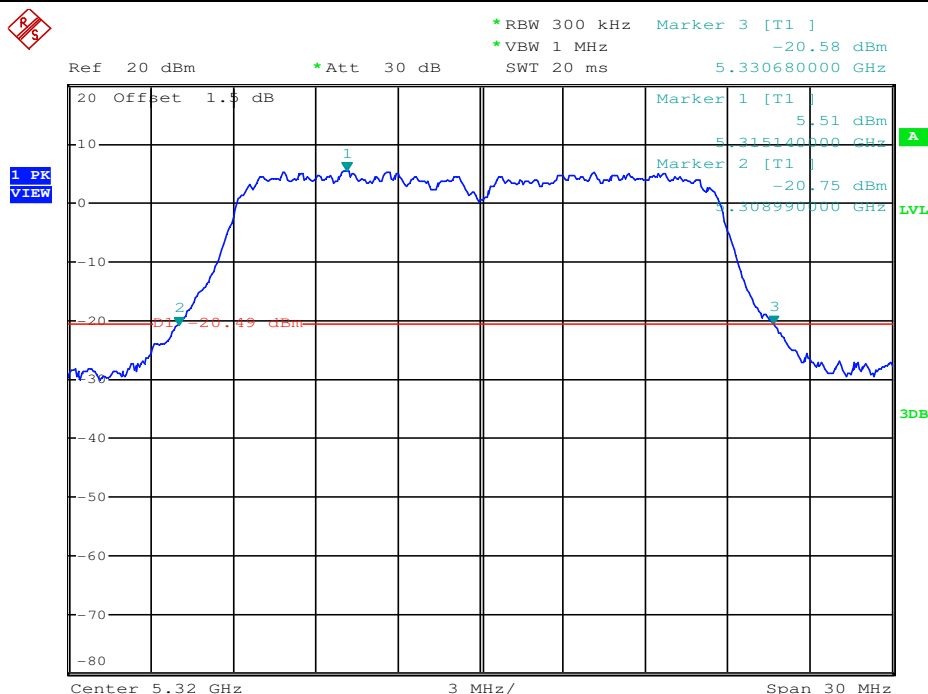
### Emission Bandwidth Measurement\_11N20\_5300\_Ant1



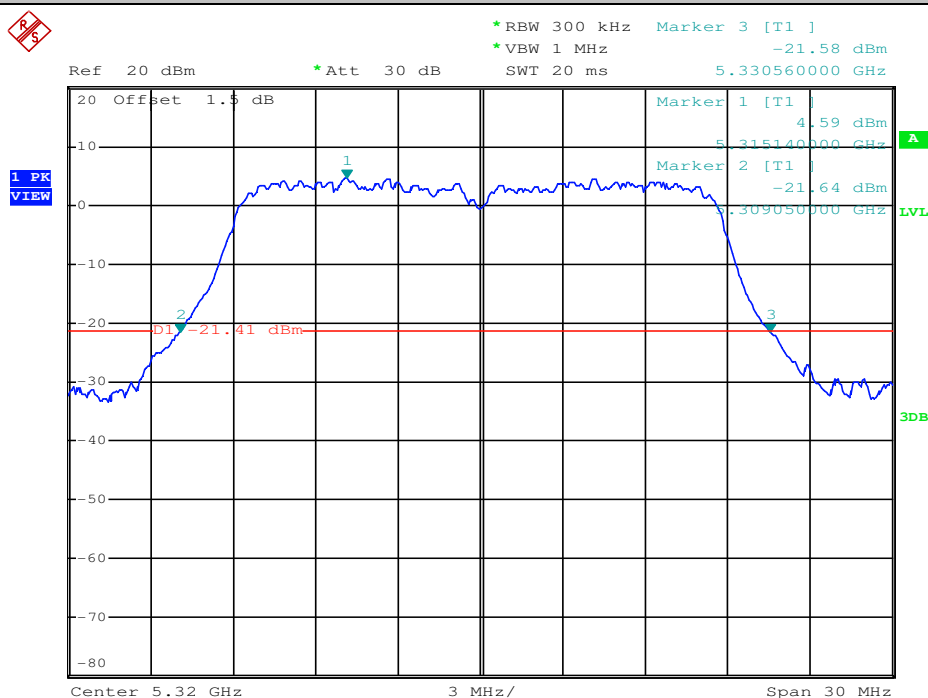
### Emission Bandwidth Measurement\_11N20\_5300\_Ant2



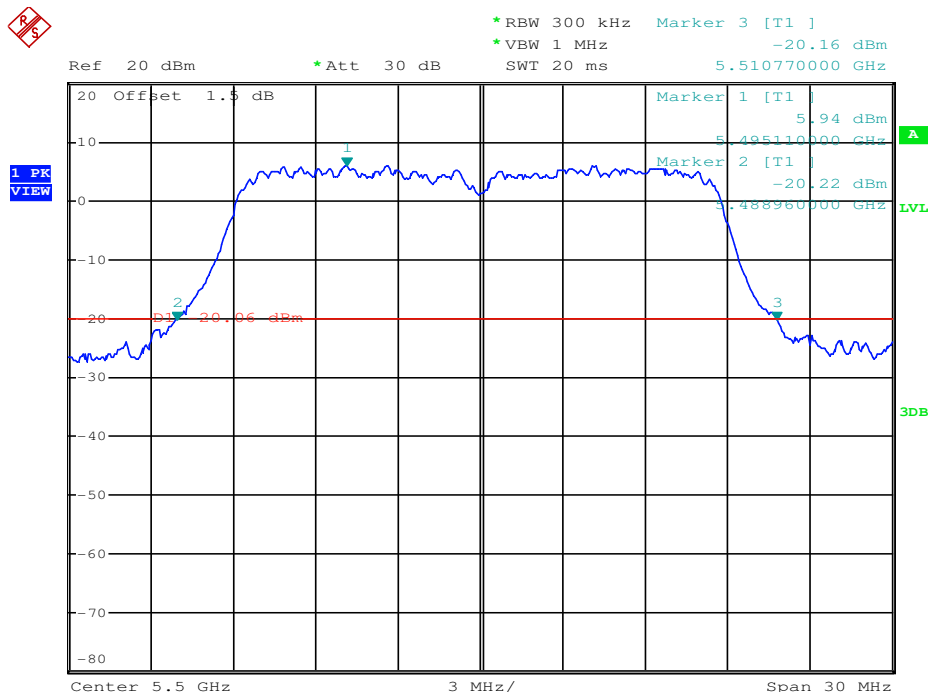
### Emission Bandwidth Measurement\_11N20\_5320\_Ant1



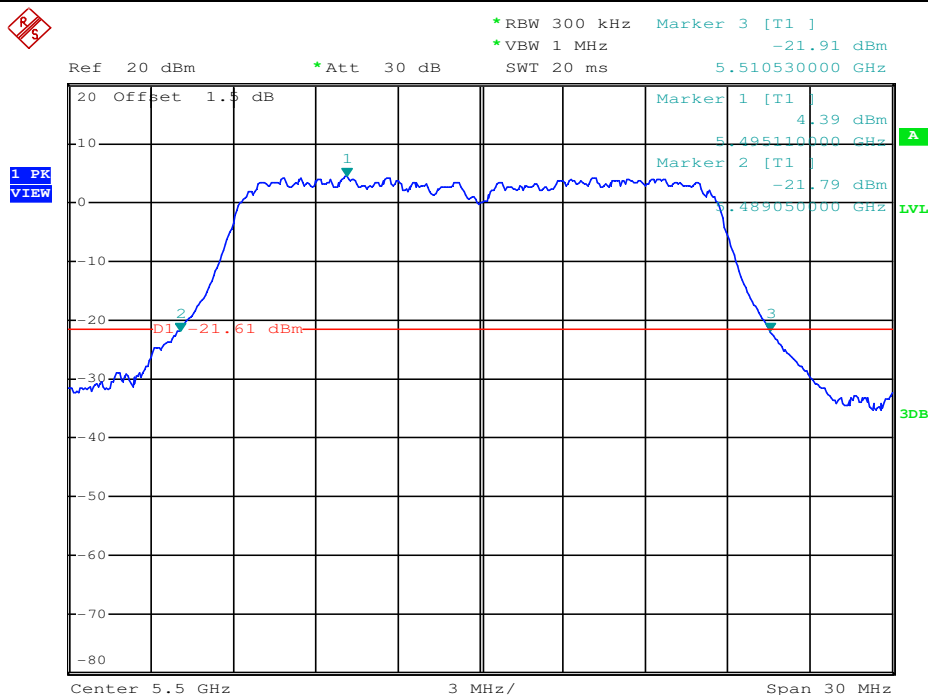
### Emission Bandwidth Measurement\_11N20\_5320\_Ant2



### Emission Bandwidth Measurement\_11N20\_5500\_Ant1



### Emission Bandwidth Measurement\_11N20\_5500\_Ant2



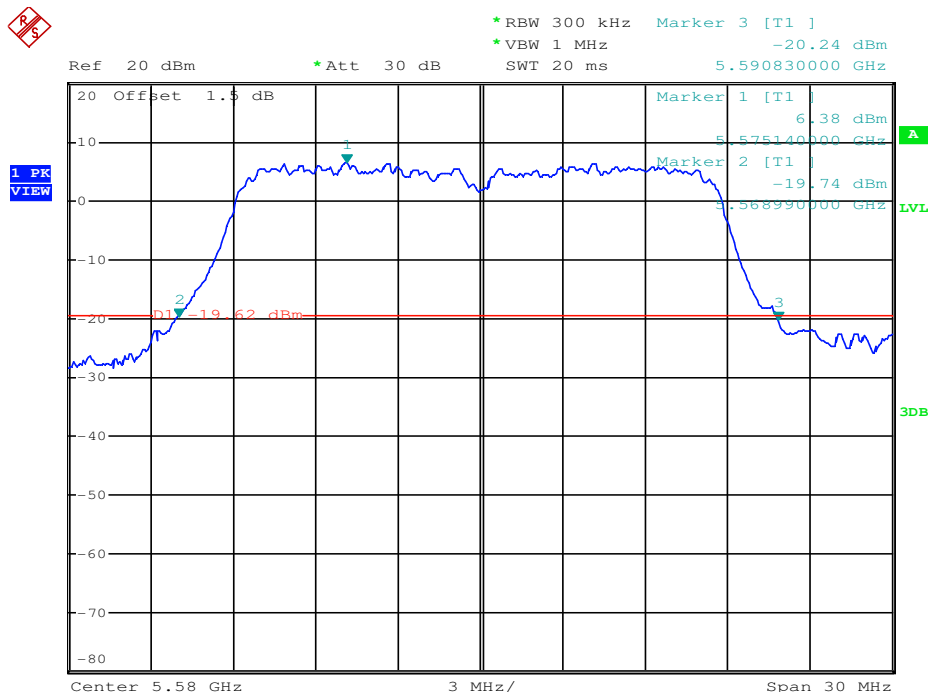
Unless otherwise agreed in writing, this document is issued by the Company subject to its General Conditions of Service printed overleaf, available on request or accessible at <http://www.sgs.com/en/Terms-and-Conditions.aspx> and, for electronic format documents, subject to Terms and Conditions for Electronic Documents at <http://www.sgs.com/en/Terms-and-Conditions/Terms-e-Document.aspx>. Attention is drawn to the limitation of liability, indemnification and jurisdiction issues defined therein. Any holder of this document is advised that information contained hereon reflects the Company's findings at the time of its intervention only and within the limits of Client's instructions, if any. The Company's sole responsibility is to its Client and this document does not exonerate parties to a transaction from exercising all their rights and obligations under the transaction documents. This document cannot be reproduced except in full, without prior written approval of the Company. Any unauthorized alteration, forgery or falsification of the content or appearance of this document is unlawful and offenders may be prosecuted to the fullest extent of the law. Unless otherwise stated the results shown in this test report refer only to the sample(s) tested and such sample(s) are retained for 30 days only.

Attention: To check the authenticity of testing /inspection report & certificate, please contact us at telephone: (86-755) 83071443, or email: [CN.Doccheck@sgs.com](mailto:CN.Doccheck@sgs.com)

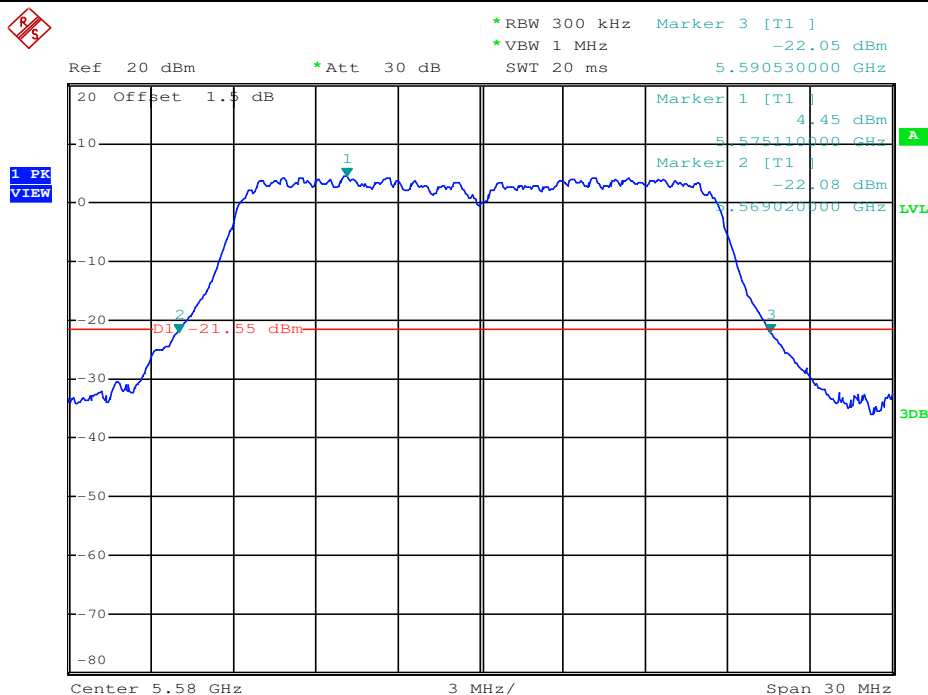
No.1 Workshop, M-10, Middle Section, Science & Technology Park, Shenzhen, China 518057 t (86-755) 26012053 f (86-755) 26710594 www.sgsgroup.com.cn  
中国·深圳·科技园中区M-10栋一号厂房 邮编: 518057 t (86-755) 26012053 f (86-755) 26710594 sgs.china@sgs.com



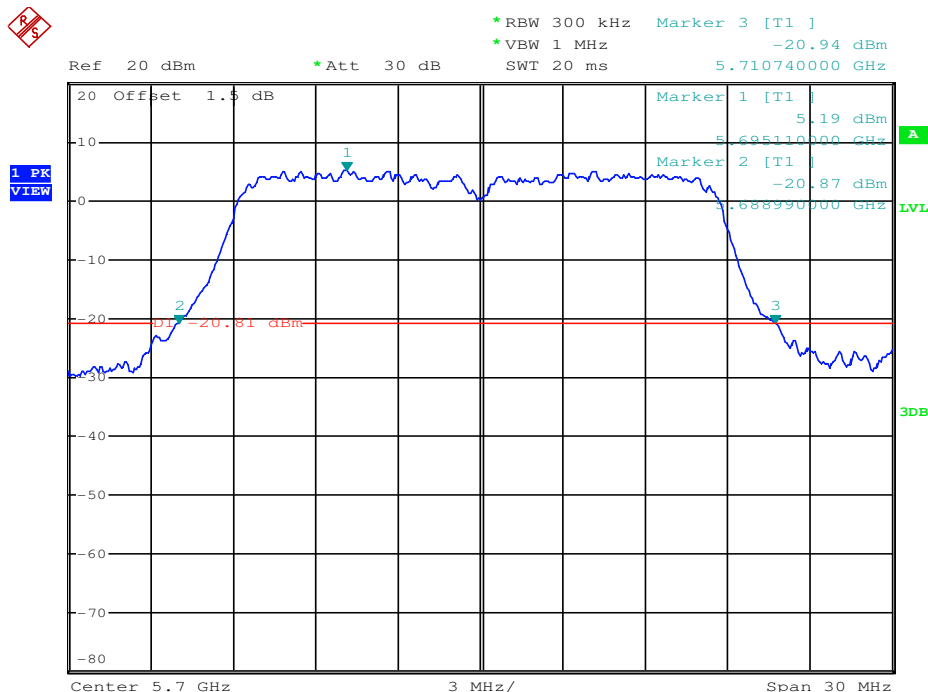
### Emission Bandwidth Measurement\_11N20\_5580\_Ant1



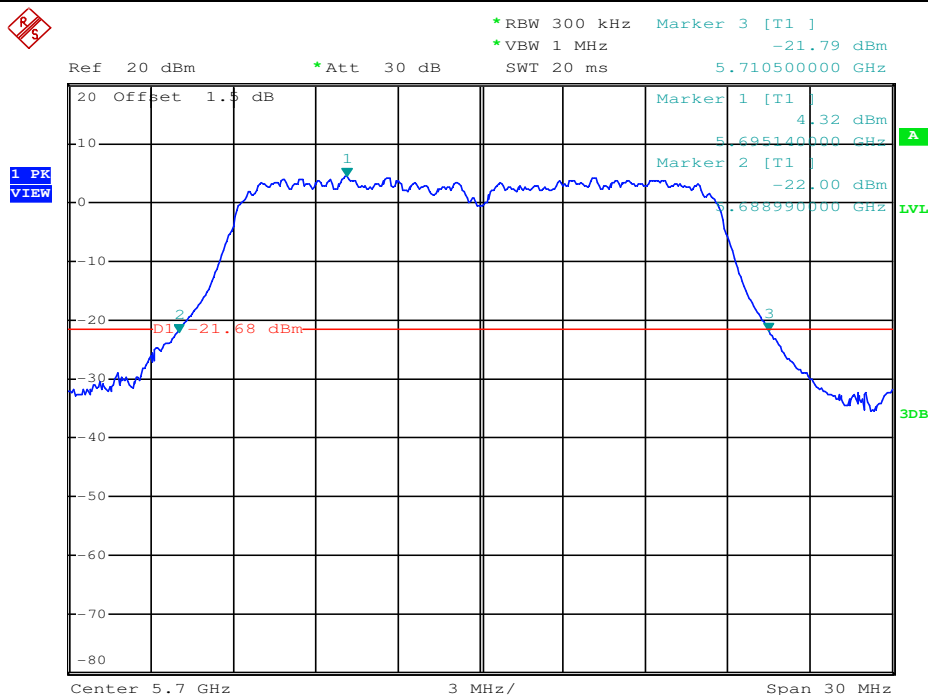
### Emission Bandwidth Measurement\_11N20\_5580\_Ant2



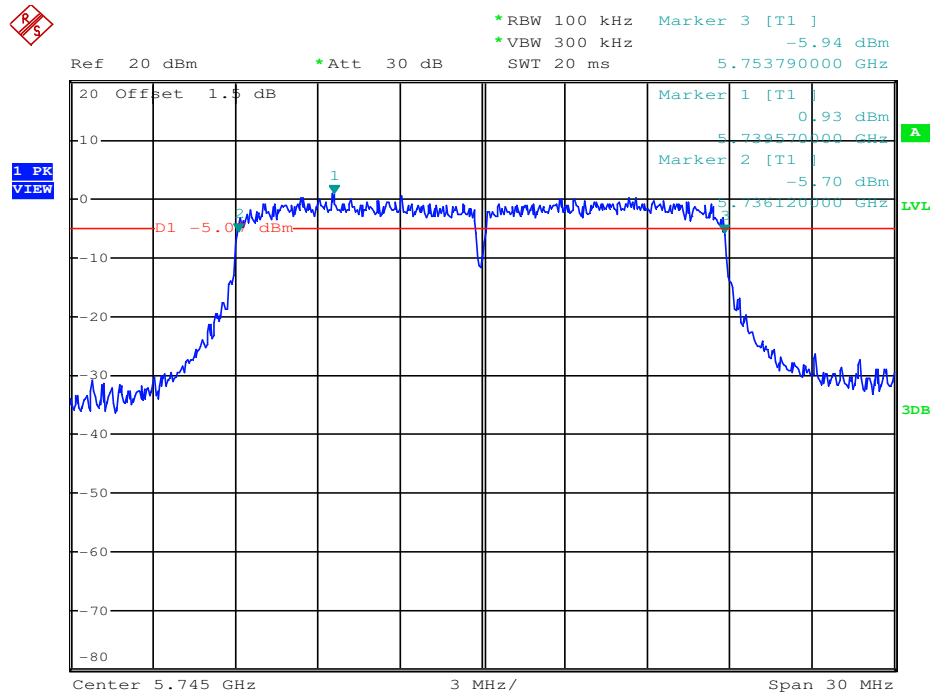
### Emission Bandwidth Measurement\_11N20\_5700\_Ant1



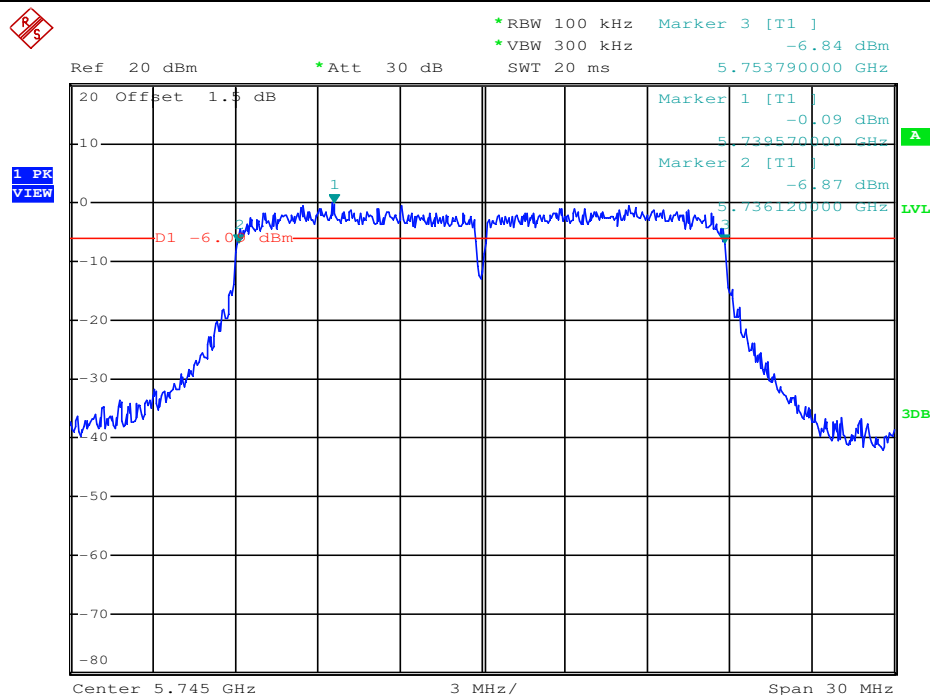
### Emission Bandwidth Measurement\_11N20\_5700\_Ant2



### Emission Bandwidth Measurement\_11N20\_5745\_Ant1

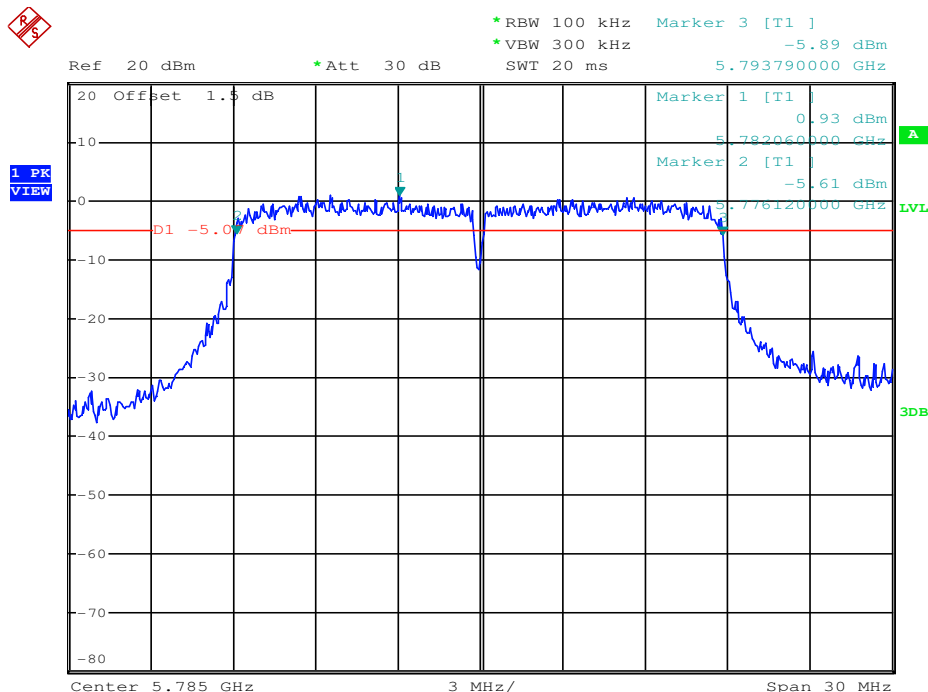


### Emission Bandwidth Measurement\_11N20\_5745\_Ant2

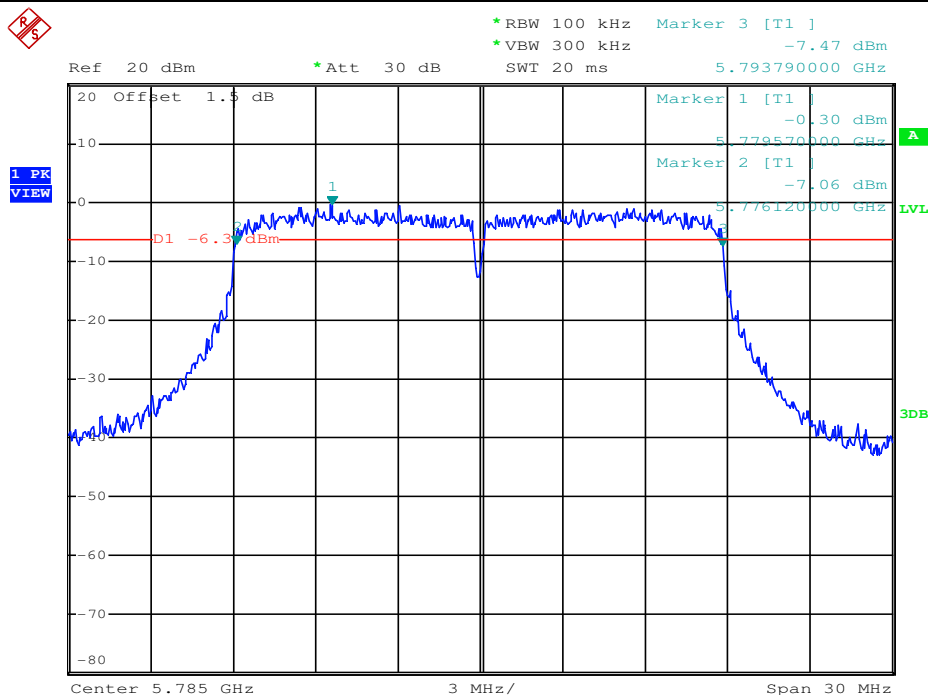


Unless otherwise agreed in writing, this document is issued by the Company subject to its General Conditions of Service printed overleaf, available on request or accessible at <http://www.sgs.com/en/Terms-and-Conditions.aspx> and, for electronic format documents, subject to Terms and Conditions for Electronic Documents at <http://www.sgs.com/en/Terms-and-Conditions/Terms-e-Documents.aspx>. Attention is drawn to the limitation of liability, indemnification and jurisdiction issues defined therein. Any holder of this document is advised that information contained hereon reflects the Company's findings at the time of its intervention only and within the limits of Client's instructions, if any. The Company's sole responsibility is to its Client and this document does not exonerate parties to a transaction from exercising all their rights and obligations under the transaction documents. This document cannot be reproduced except in full, without prior written approval of the Company. Any unauthorized alteration, forgery or falsification of the content or appearance of this document is unlawful and offenders may be prosecuted to the fullest extent of the law. Unless otherwise stated the results shown in this test report refer only to the sample(s) tested and such sample(s) are retained for 30 days only.

### Emission Bandwidth Measurement\_11N20\_5785\_Ant1

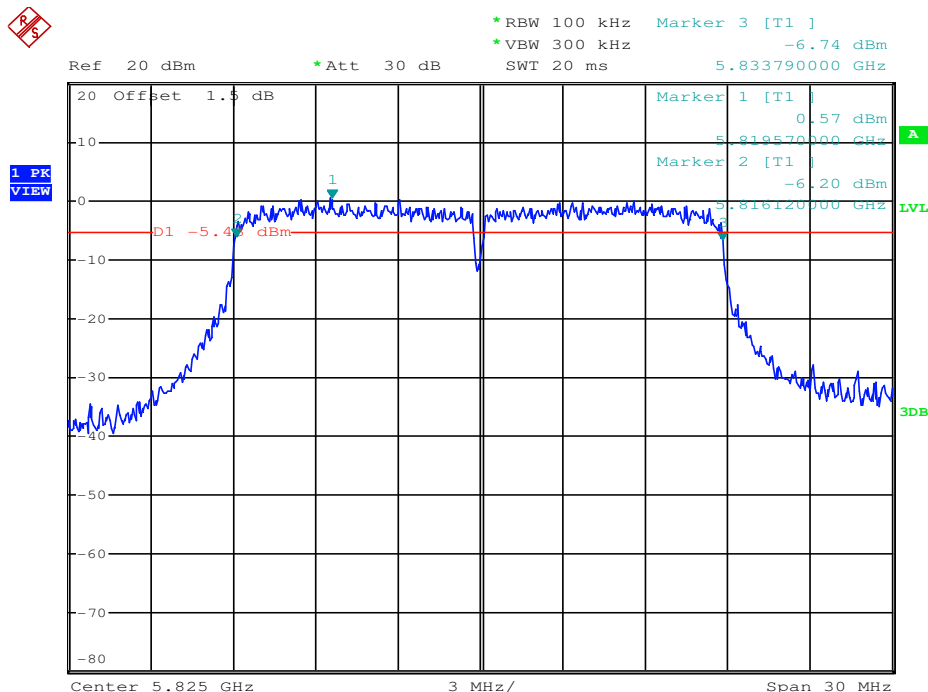


### Emission Bandwidth Measurement\_11N20\_5785\_Ant2

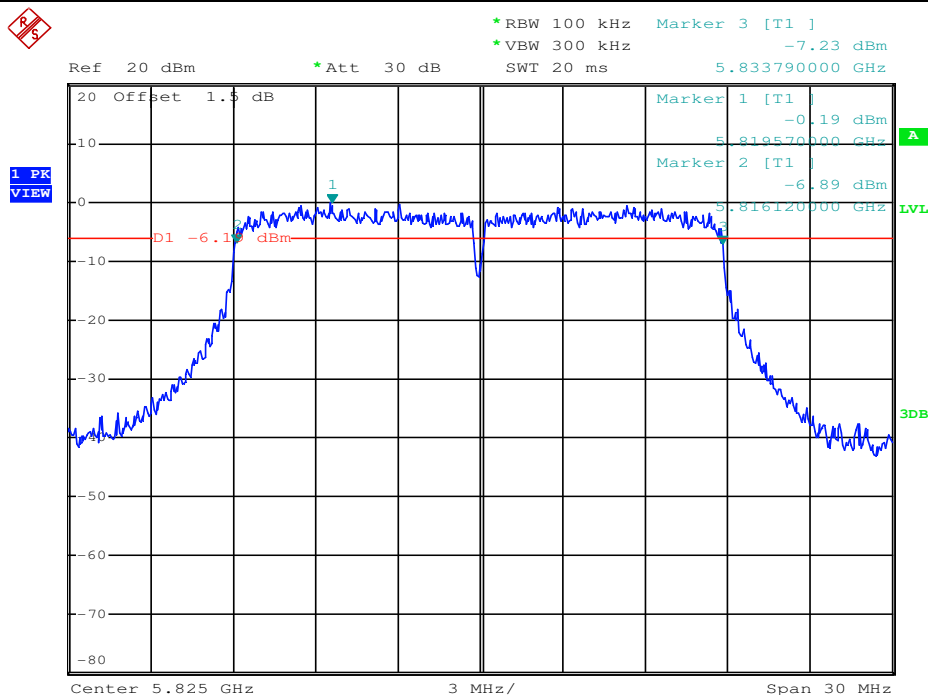




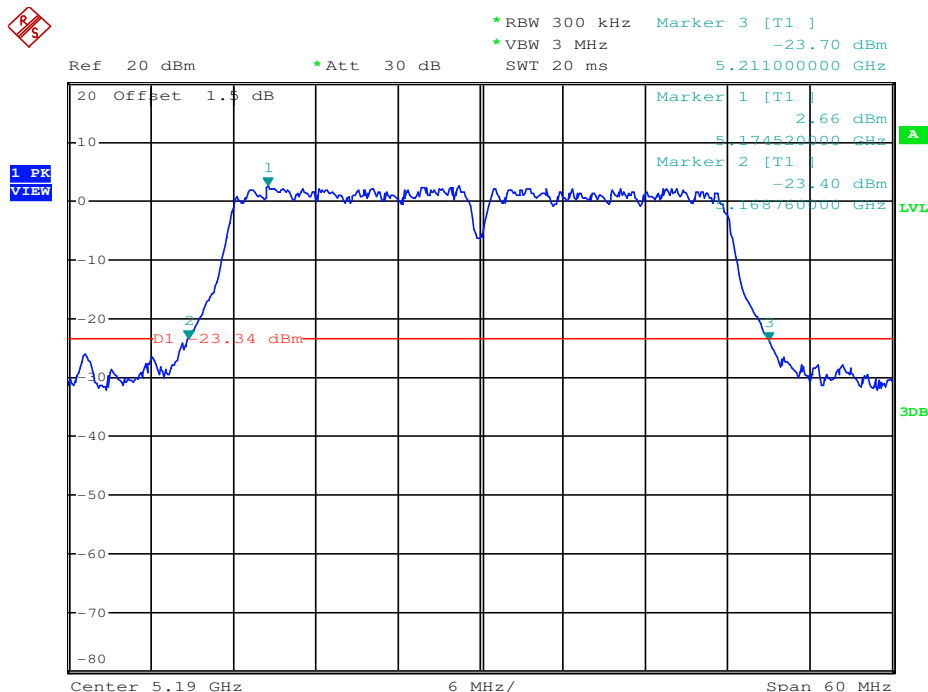
### Emission Bandwidth Measurement\_11N20\_5825\_Ant1



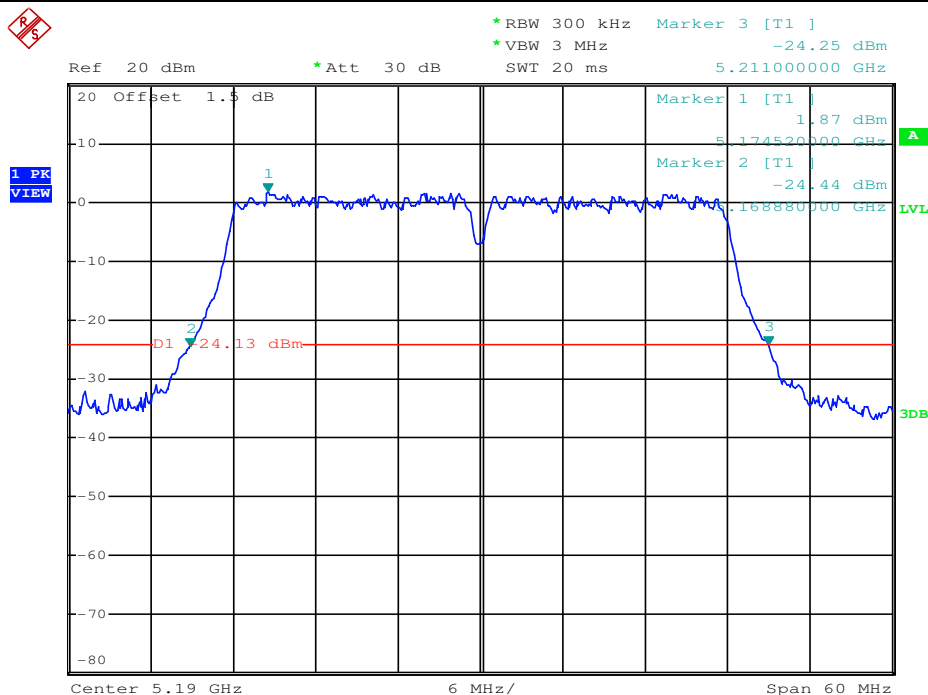
### Emission Bandwidth Measurement\_11N20\_5825\_Ant2



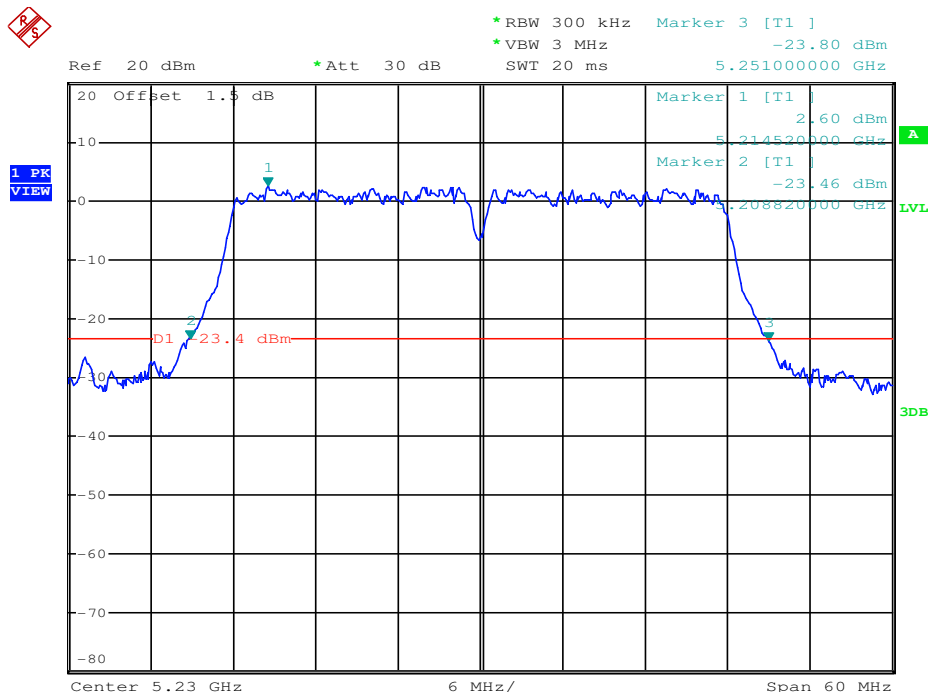
### Emission Bandwidth Measurement\_11N40\_5190\_Ant1



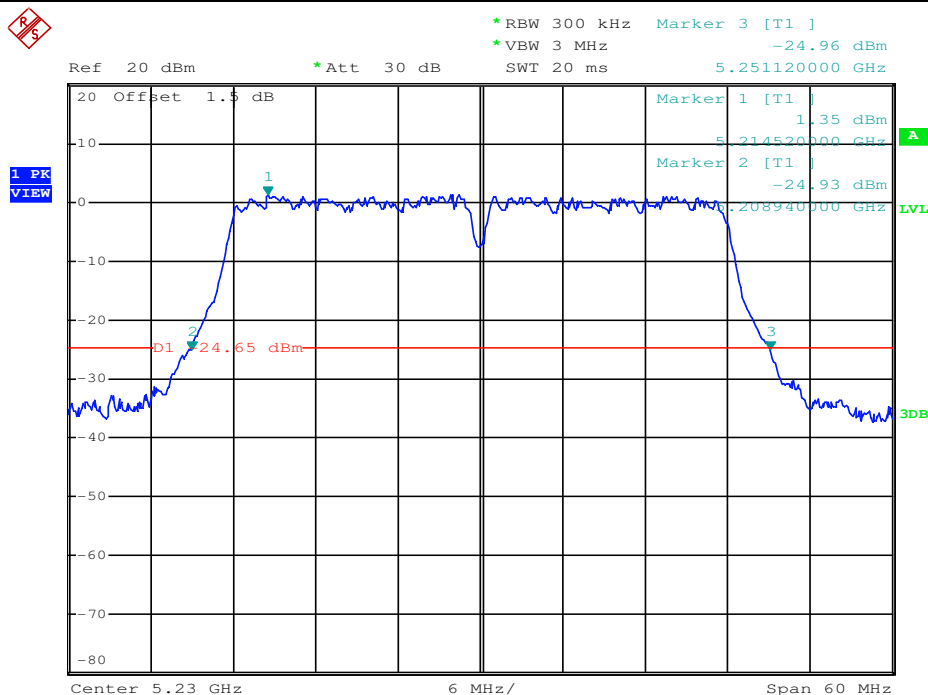
### Emission Bandwidth Measurement\_11N40\_5190\_Ant2



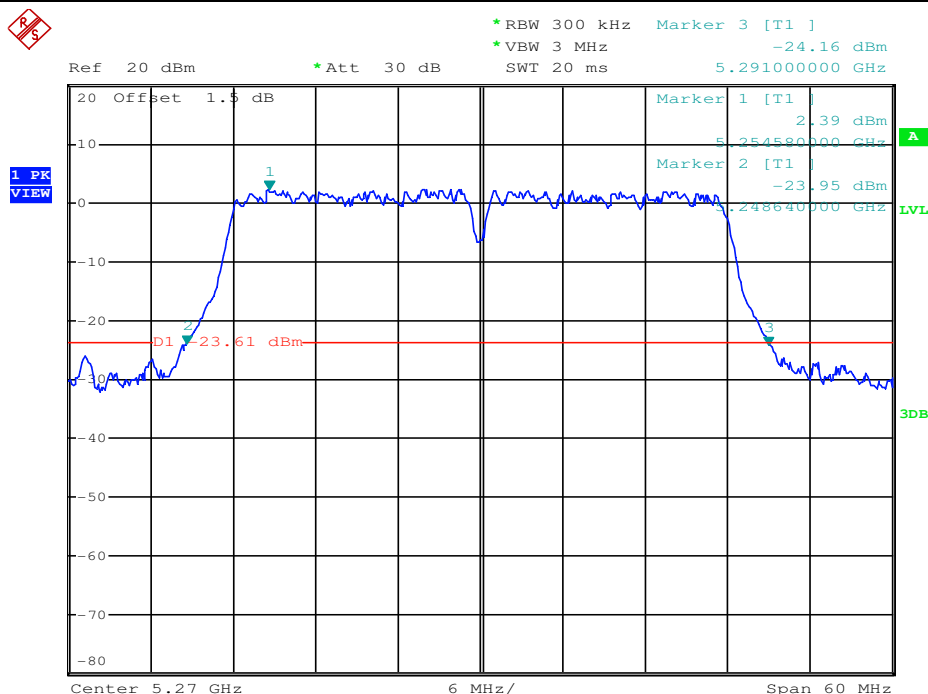
### Emission Bandwidth Measurement\_11N40\_5230\_Ant1



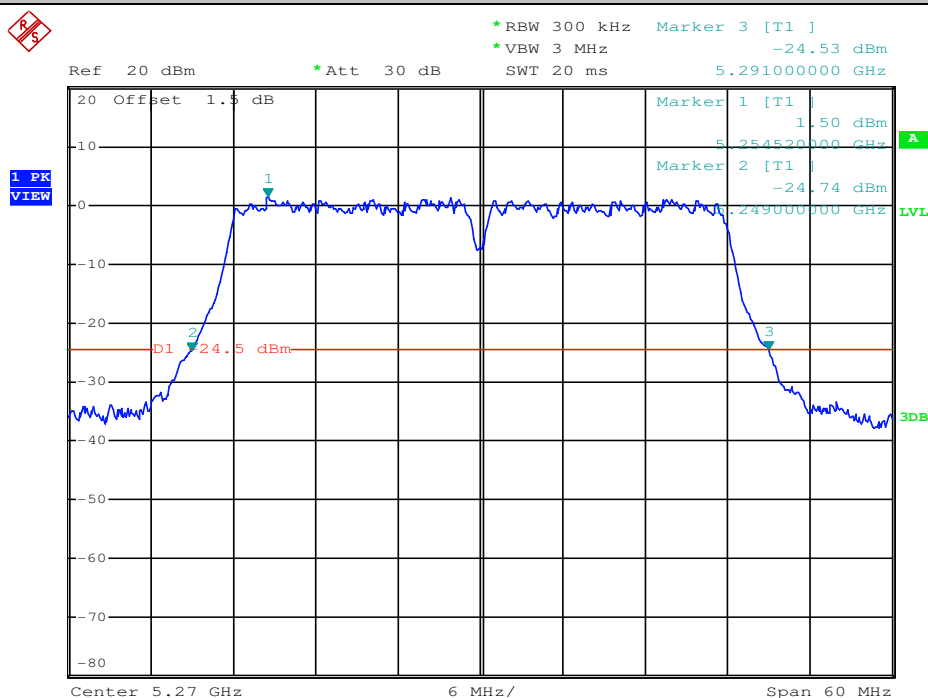
### Emission Bandwidth Measurement\_11N40\_5230\_Ant2



### Emission Bandwidth Measurement\_11N40\_5270\_Ant1

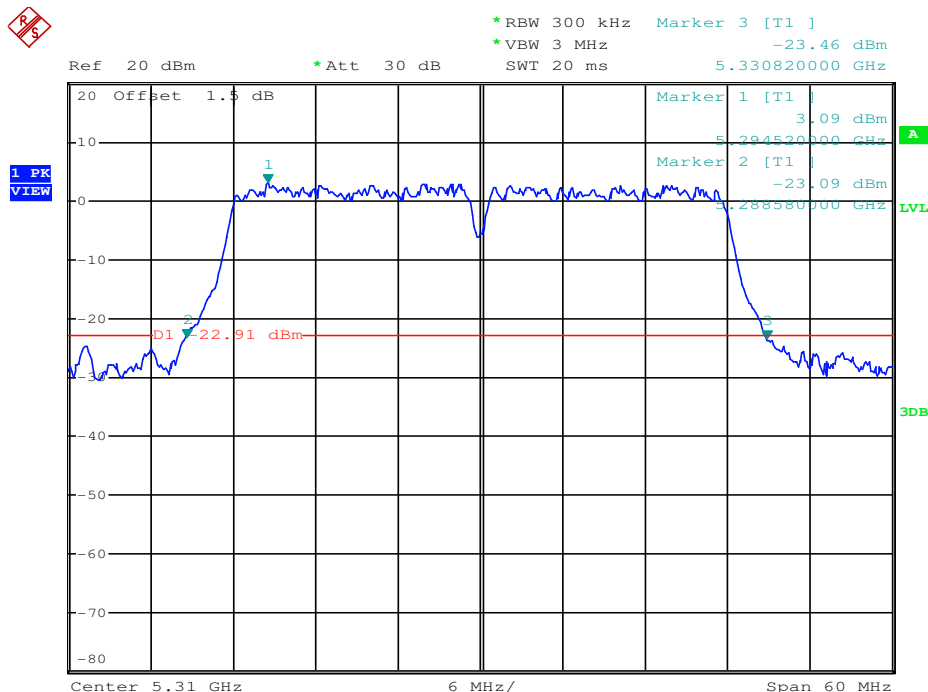


### Emission Bandwidth Measurement\_11N40\_5270\_Ant2

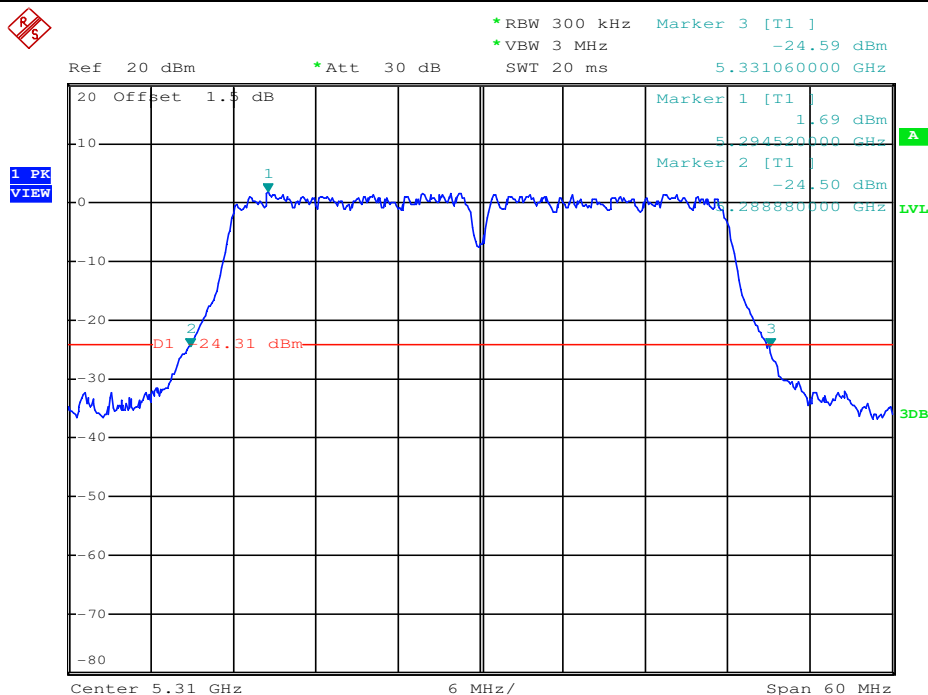




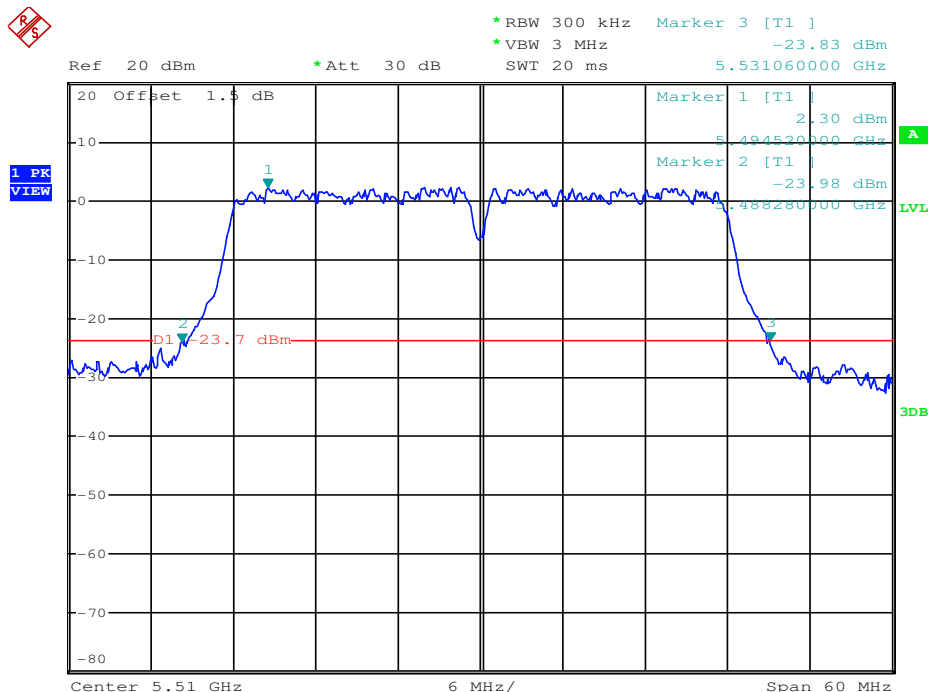
### Emission Bandwidth Measurement\_11N40\_5310\_Ant1



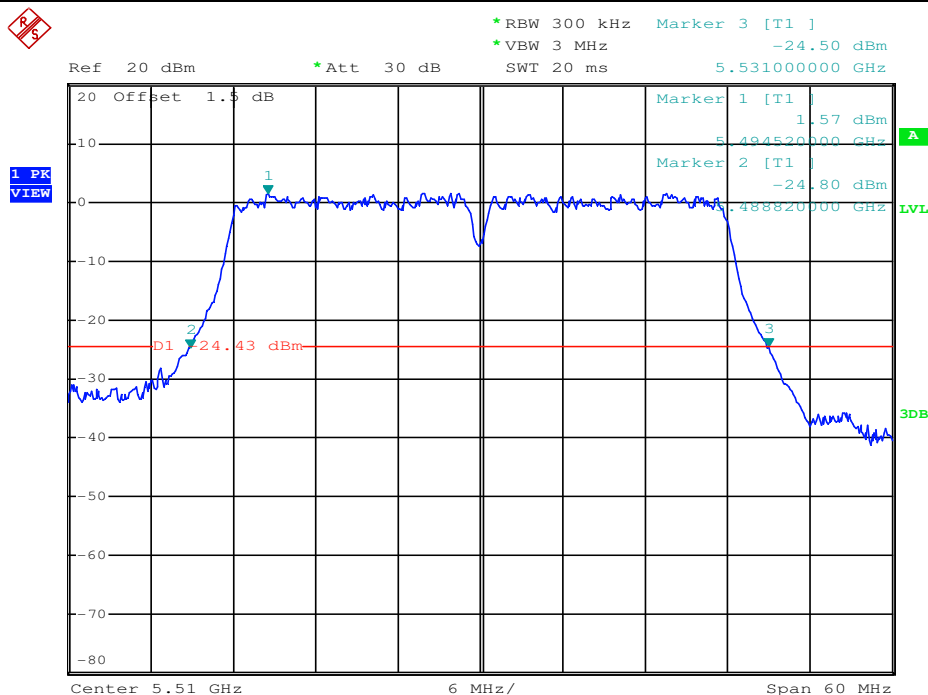
### Emission Bandwidth Measurement\_11N40\_5310\_Ant2



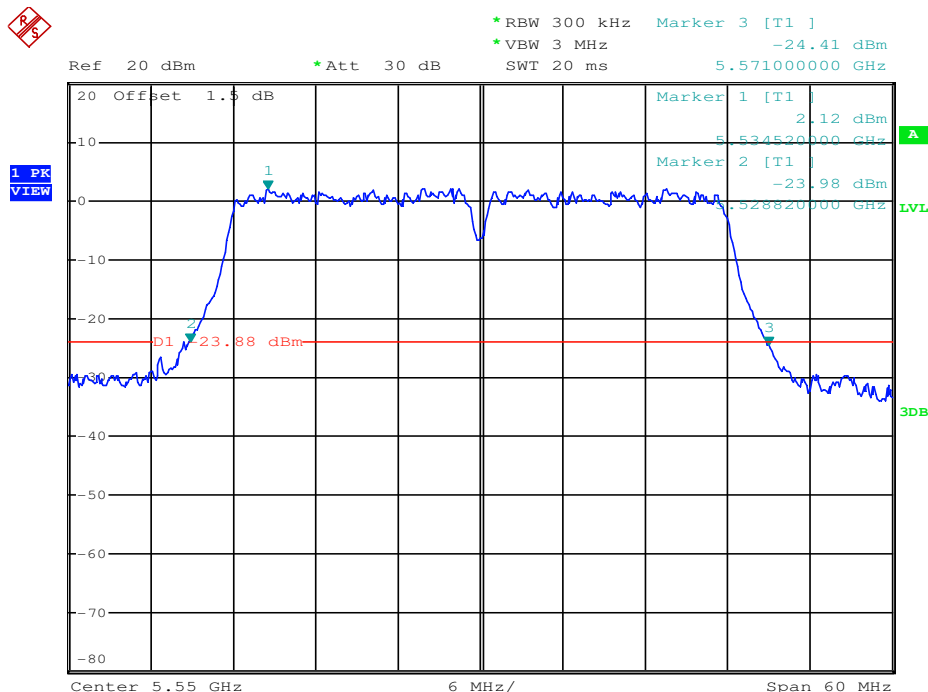
### Emission Bandwidth Measurement\_11N40\_5510\_Ant1



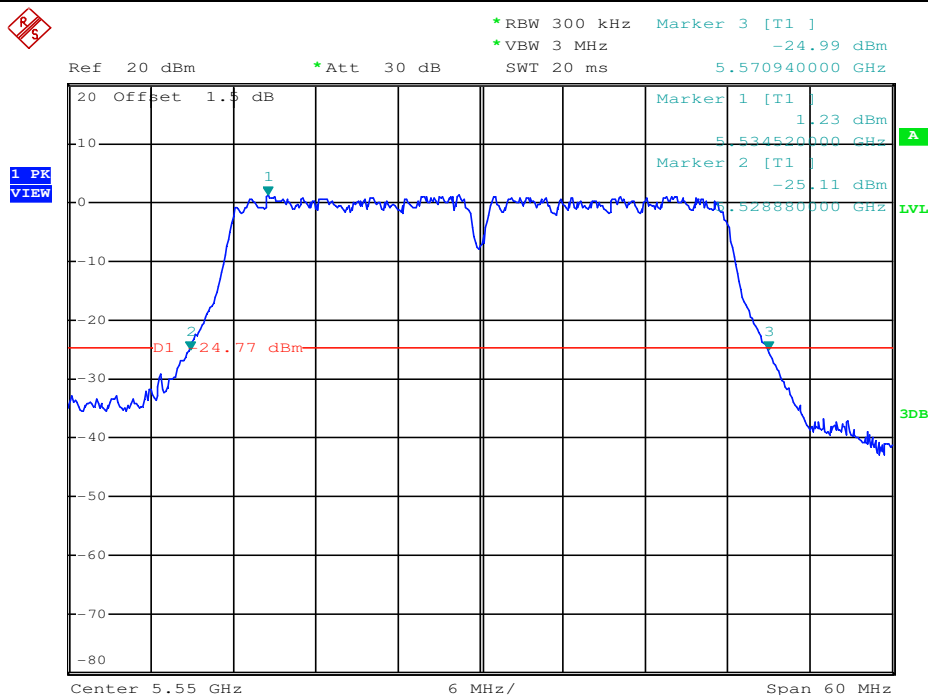
### Emission Bandwidth Measurement\_11N40\_5510\_Ant2



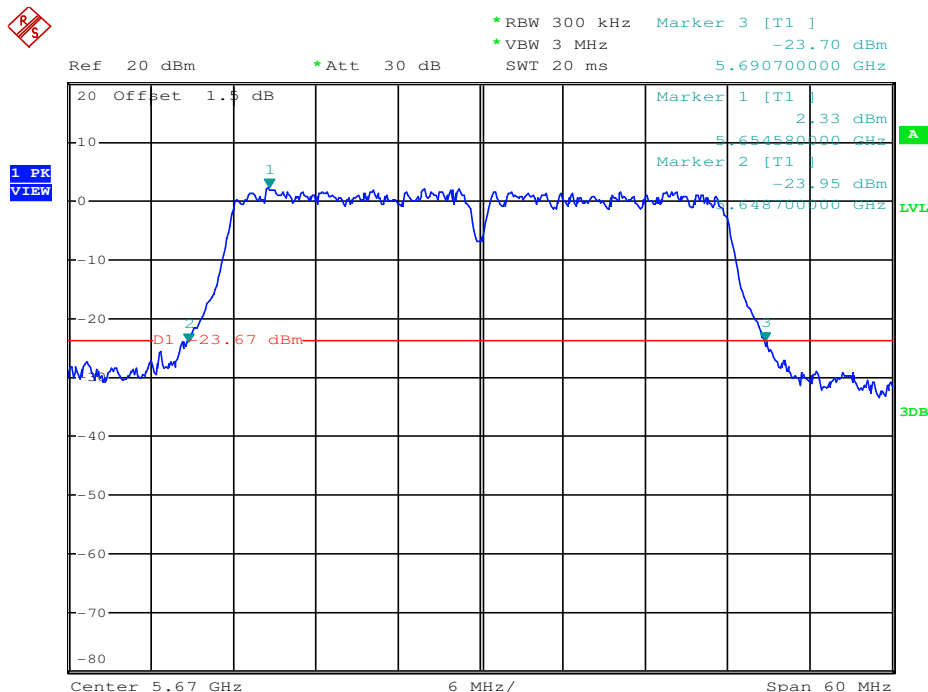
### Emission Bandwidth Measurement\_11N40\_5550\_Ant1



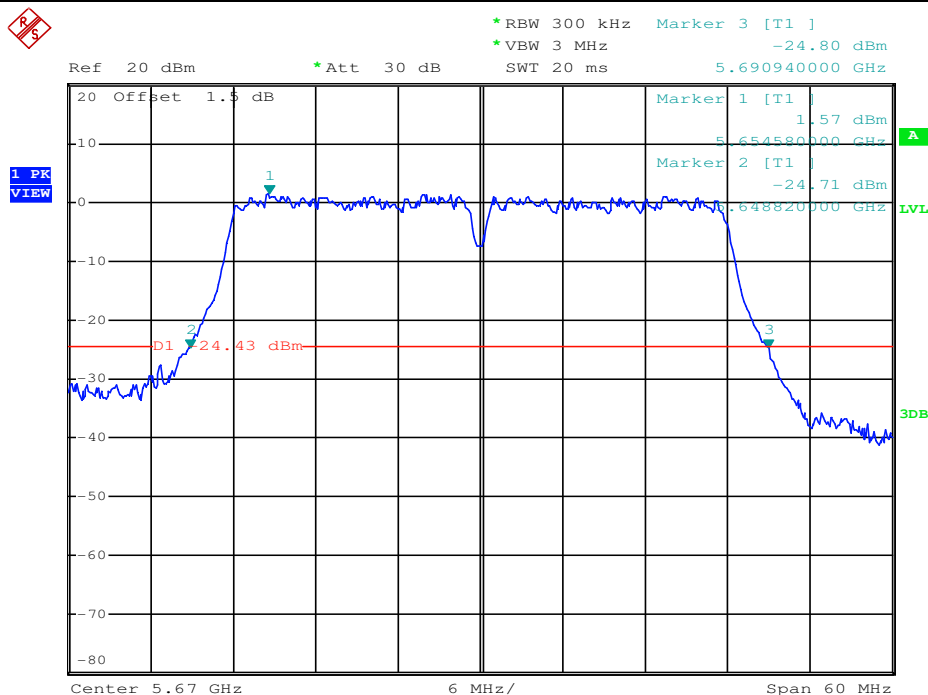
### Emission Bandwidth Measurement\_11N40\_5550\_Ant2



### Emission Bandwidth Measurement\_11N40\_5670\_Ant1

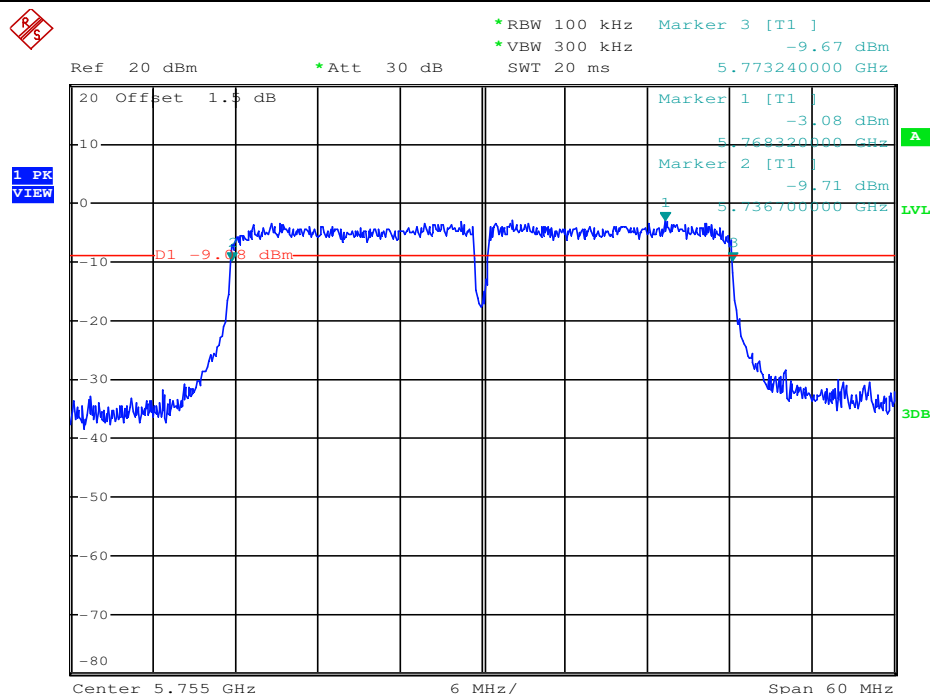


### Emission Bandwidth Measurement\_11N40\_5670\_Ant2

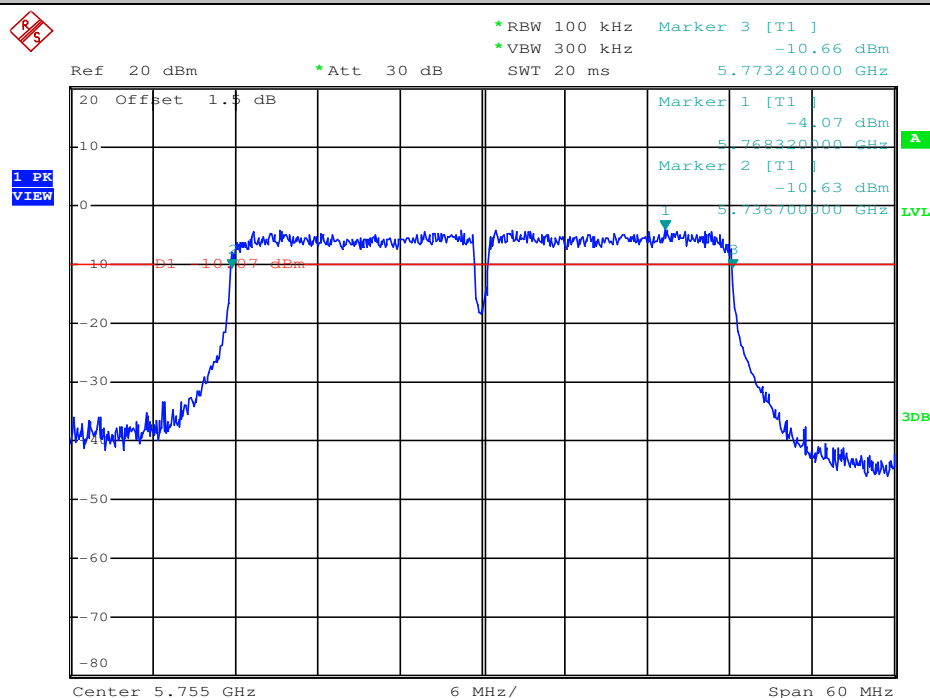




## Emission Bandwidth Measurement 11N40 5755 Ant1



## Emission Bandwidth Measurement 11N40 5755 Ant2



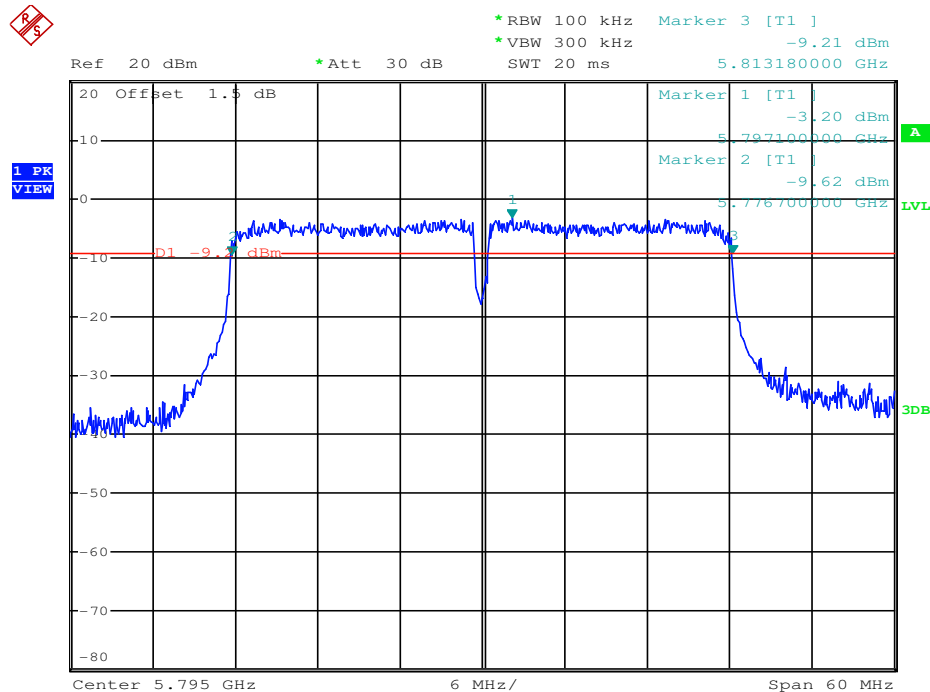
Unless otherwise agreed in writing, this document is issued by the Company subject to its General Conditions of Service printed on the back, available on request or accessible at <http://www.sgs.com/en/Terms-and-Conditions.aspx> and, for electronic format documents, subject to its Terms and Conditions for Electronic Documents or <http://www.sgs.com/en/Terms-and-Conditions/Terms-Electronic-Document.aspx>. Attention is drawn to the limitation of liability, indemnification and jurisdiction issues defined therein. Any holder of this document is advised that information contained hereon reflects the Company's findings at the time of its intervention only and within the limits of Client's instructions, if any. The Company's sole responsibility is to its Client and this document does not exonerate parties to a transaction from exercising all their rights and obligations under the transaction documents. This document cannot be reproduced except in full, without prior written approval of the Company. Any unauthorized alteration, forgery or falsification of the content or appearance of this document is unlawful and constitutes a criminal offence. The holder of this document is advised that the appearance of this document in this test is not the only sample that the Company may process, as such samples are retained for 30 days only.

**Attention:** To check the authenticity of testing inspection report, certificate, please contact us at telephone: (86-755) 8307 1443.

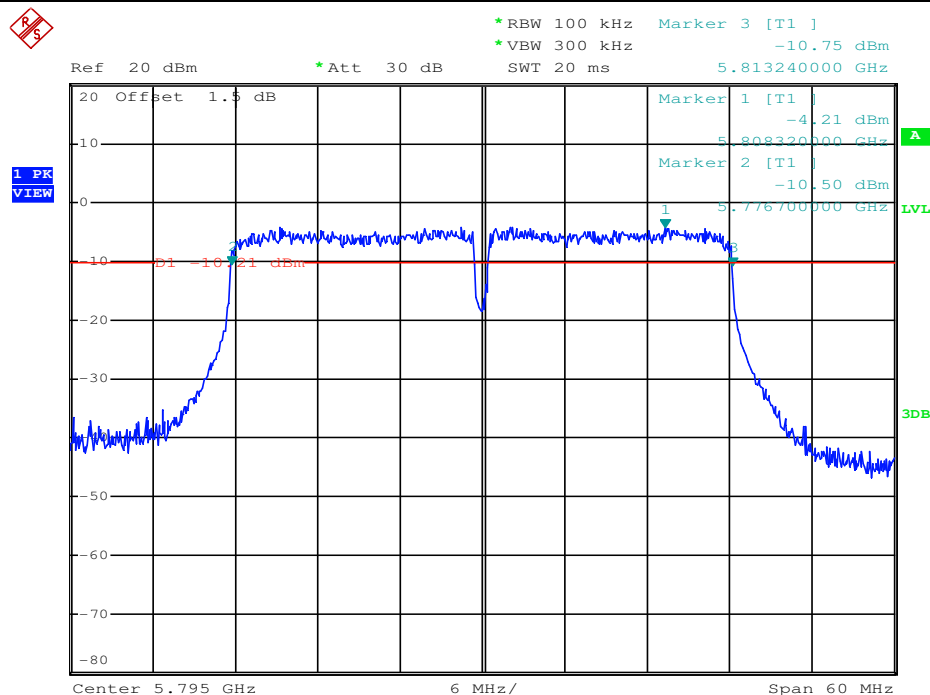
SGS-CSTC Standards Technical Services Co., Ltd.  
Shenzhen Branch Testing Center (E.C. Laboratory)

中国·深圳·科技园中区M-10栋一号厂房 邮编: 518057 t (86-755) 26012053 f (86-755) 26710594 sgs.china@sgs.com

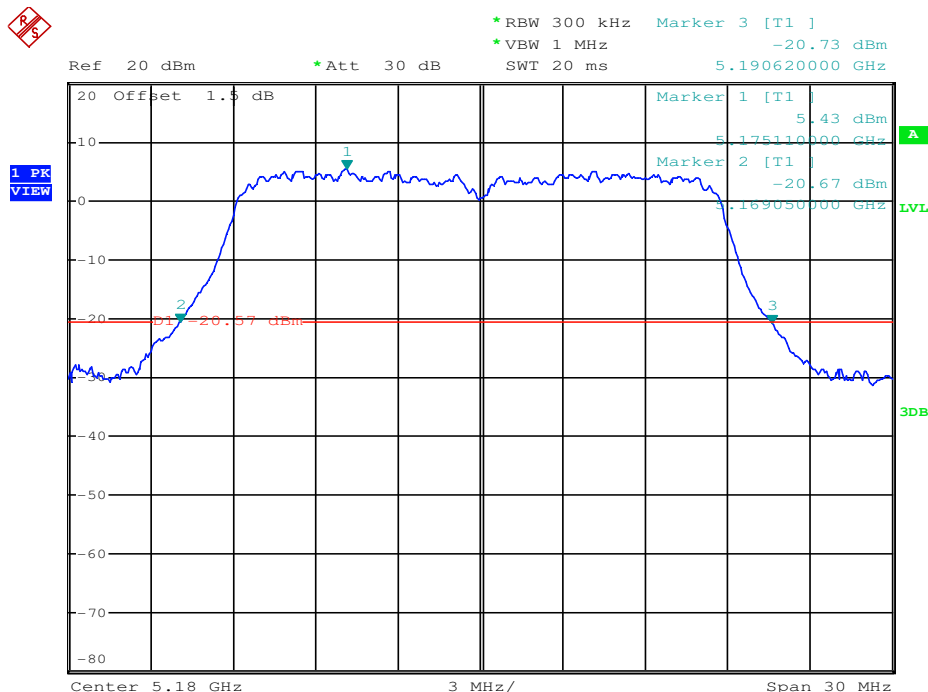
### Emission Bandwidth Measurement\_11N40\_5795\_Ant1



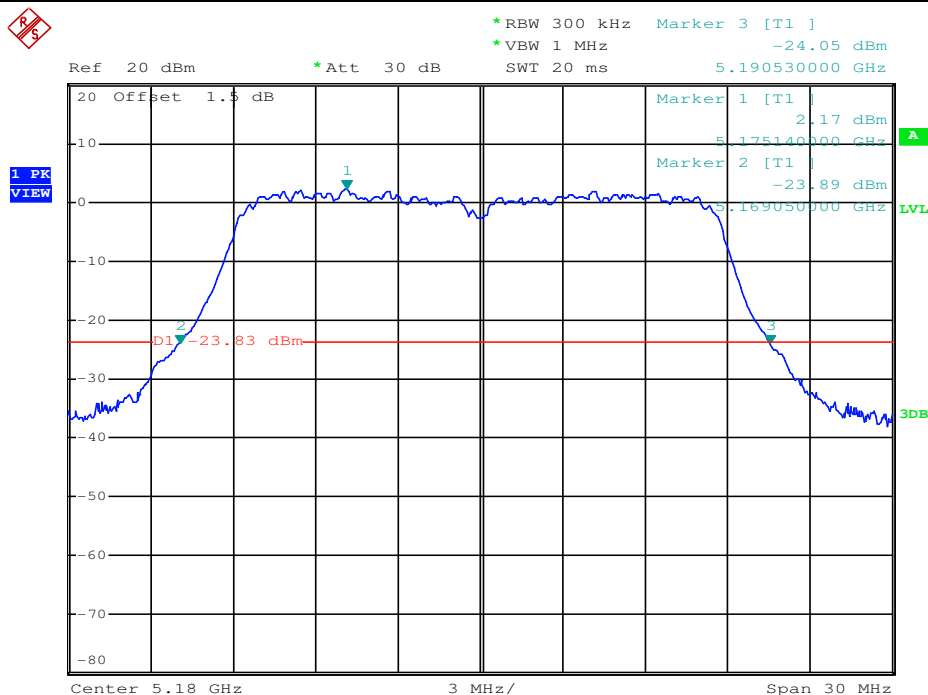
### Emission Bandwidth Measurement\_11N40\_5795\_Ant2



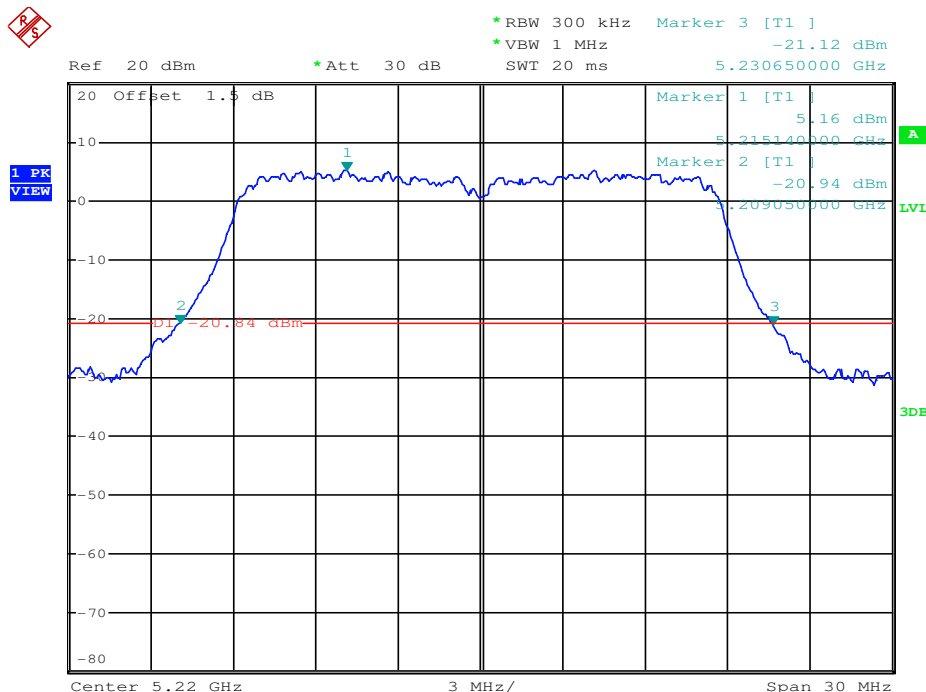
### Emission Bandwidth Measurement\_11AC20\_5180\_Ant1



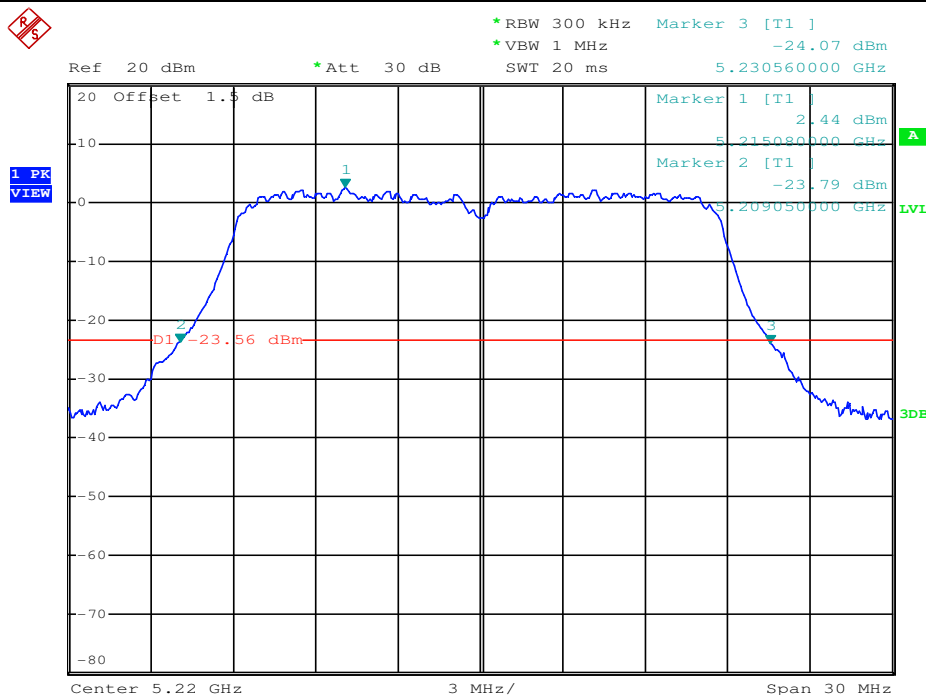
### Emission Bandwidth Measurement\_11AC20\_5180\_Ant2



### Emission Bandwidth Measurement\_11AC20\_5220\_Ant1

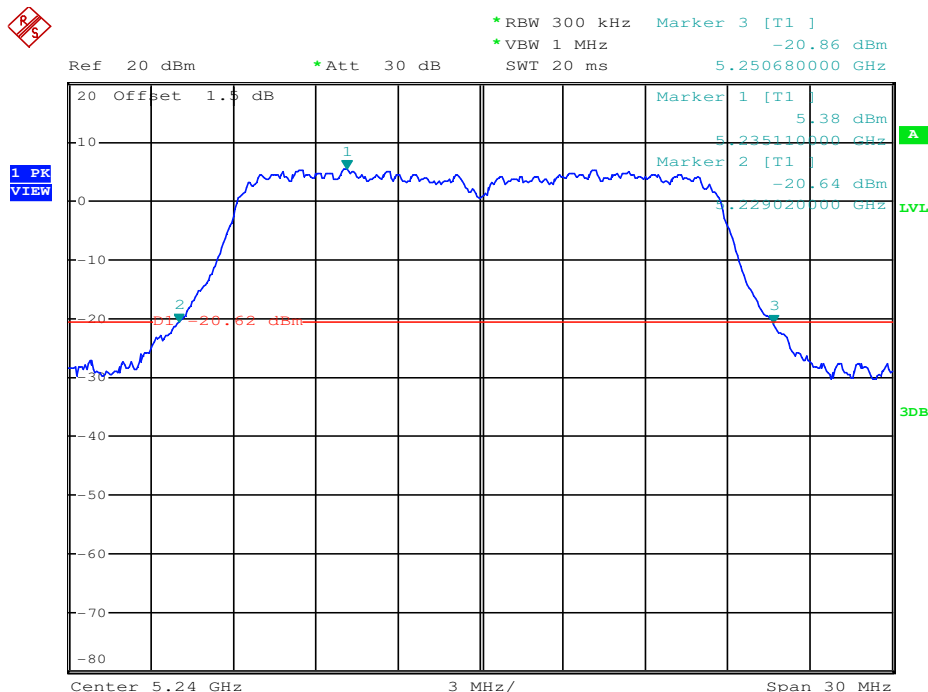


### Emission Bandwidth Measurement\_11AC20\_5220\_Ant2

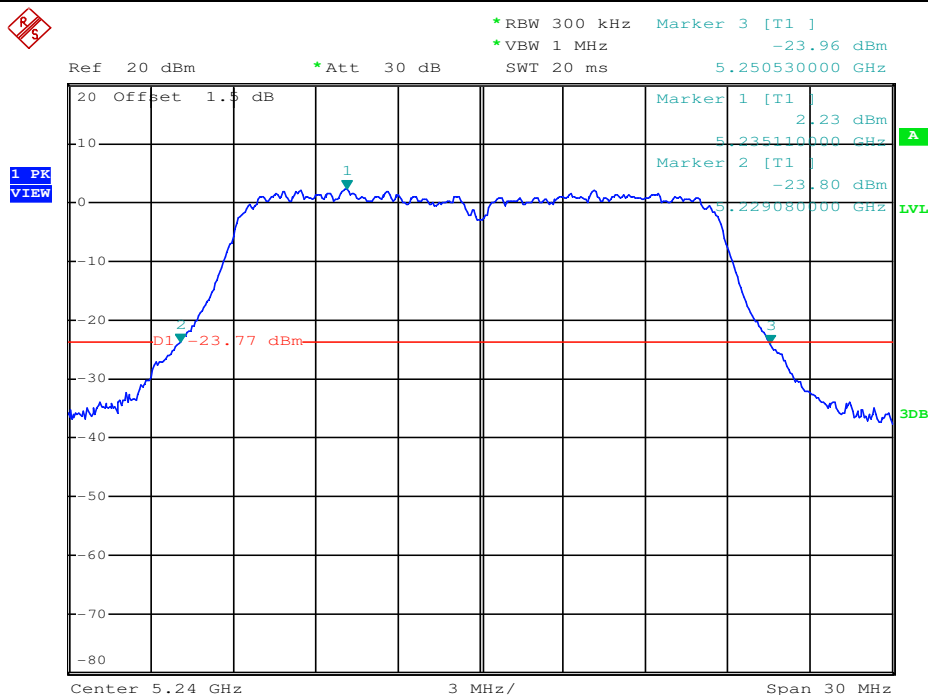




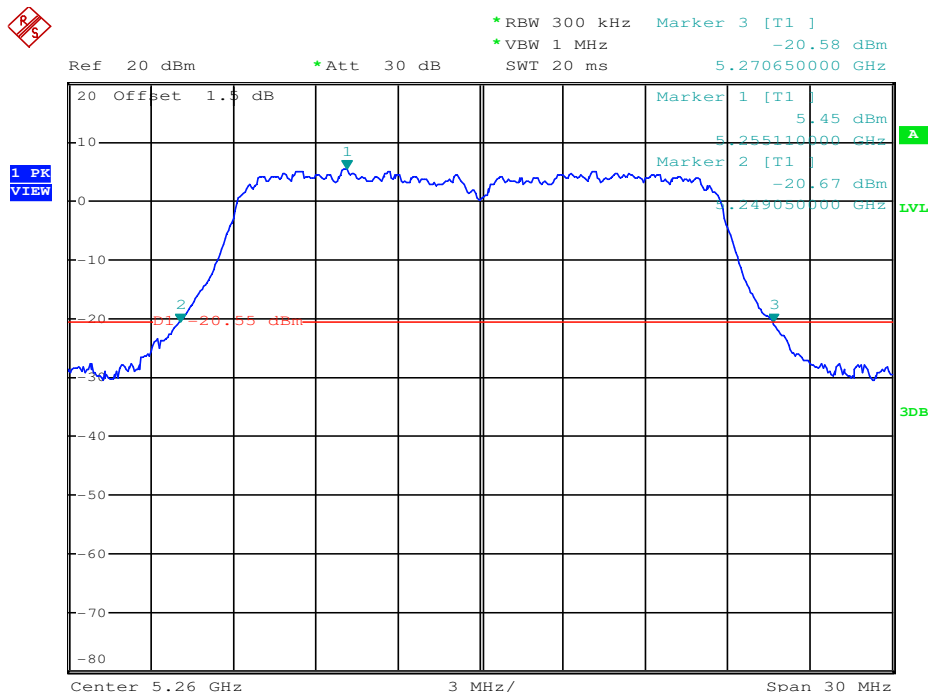
### Emission Bandwidth Measurement\_11AC20\_5240\_Ant1



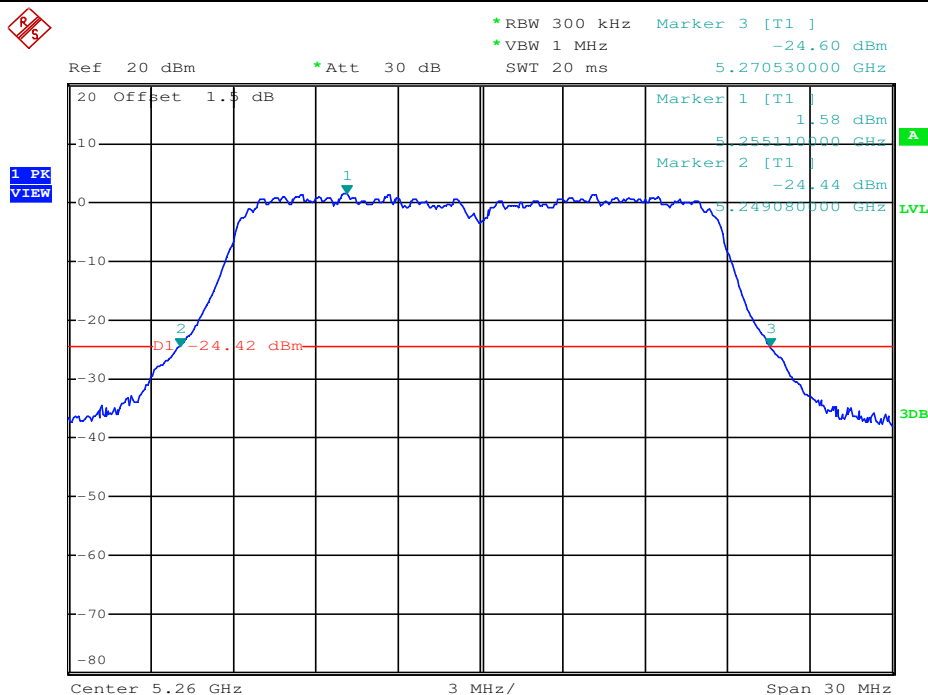
### Emission Bandwidth Measurement\_11AC20\_5240\_Ant2



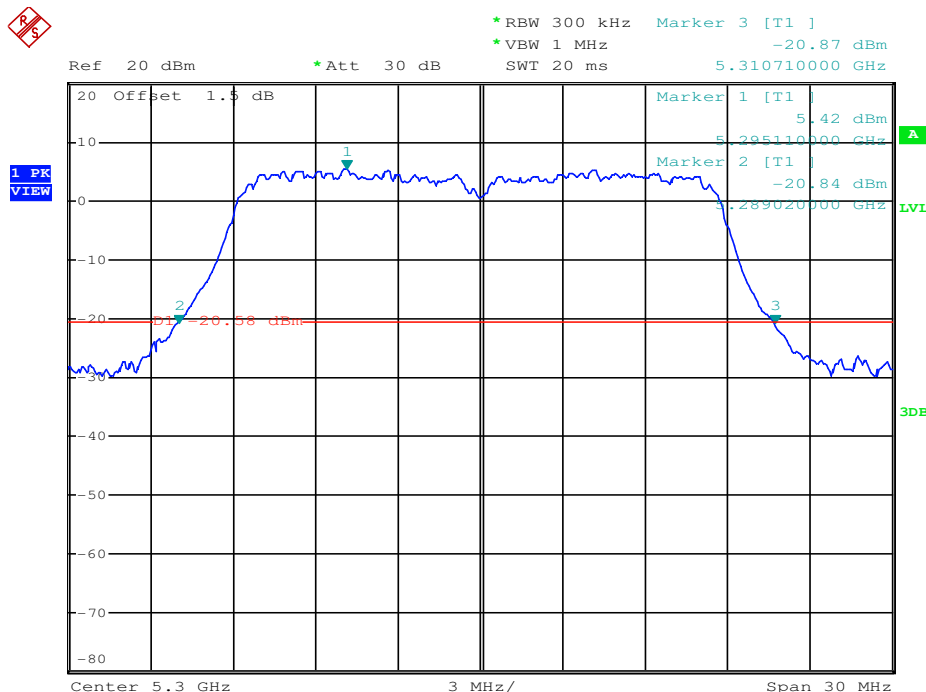
### Emission Bandwidth Measurement\_11AC20\_5260\_Ant1



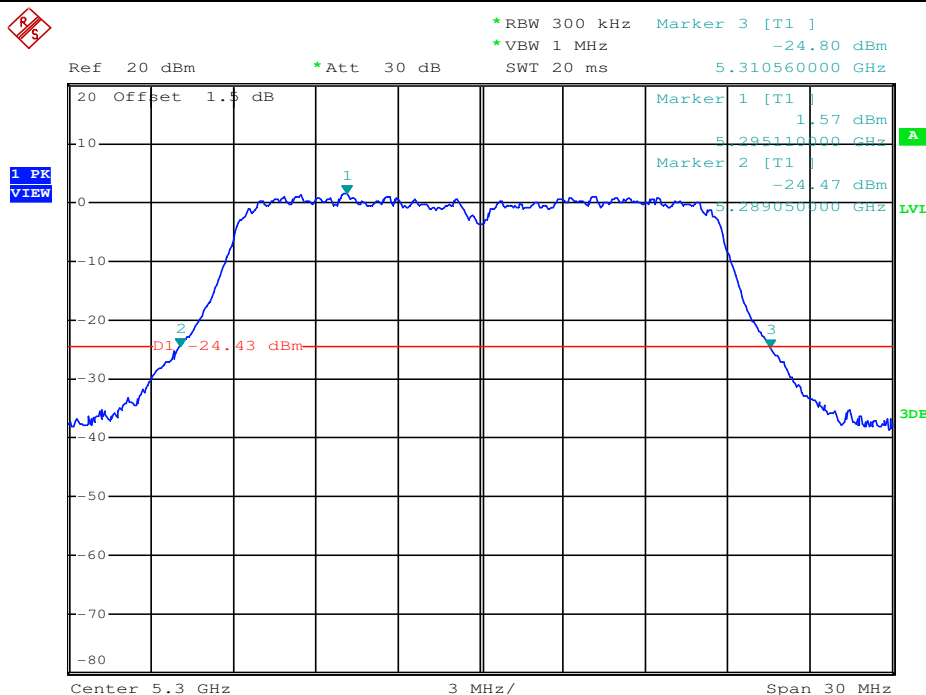
### Emission Bandwidth Measurement\_11AC20\_5260\_Ant2



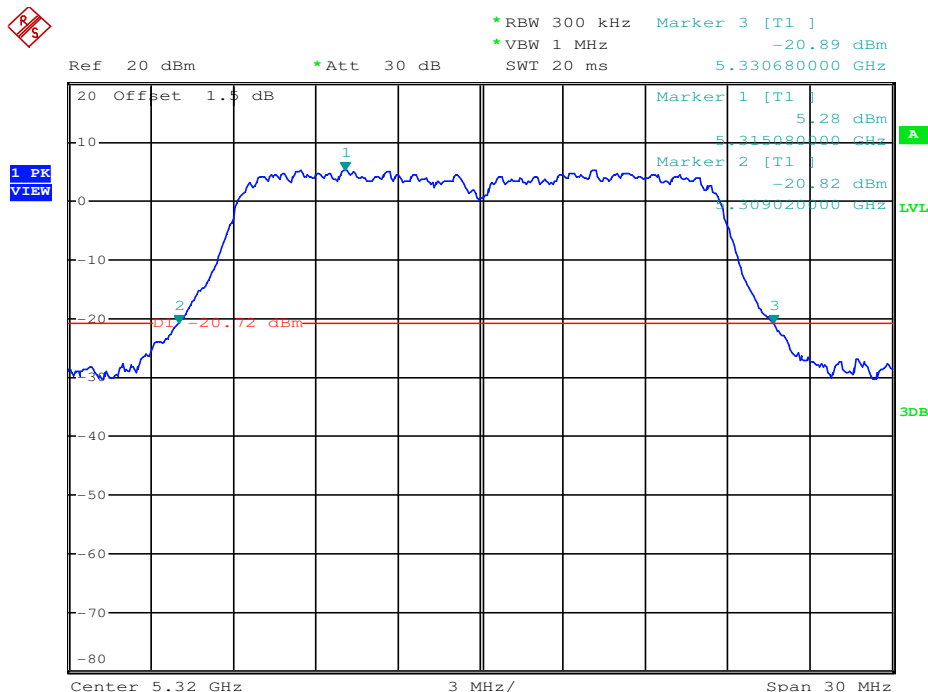
### Emission Bandwidth Measurement\_11AC20\_5300\_Ant1



### Emission Bandwidth Measurement\_11AC20\_5300\_Ant2



### Emission Bandwidth Measurement\_11AC20\_5320\_Ant1



### Emission Bandwidth Measurement\_11AC20\_5320\_Ant2

