

Test Setup Photographs for Model No: / PMN: Mark 3

1.Transmitter Radiated Emissions

1.1.Radiated Emissions: 9 kHz to 30 MHz @ 3 m




Photo 1: Radiated Test Setup-9 kHz to 30 MHz




Photo 2: Radiated Test Setup-9 kHz to 30 MHz

1.2.Radiated Emissions: 30 MHz to 1GHz @ 3 m




Photo 3: Radiated Test Setup-30 MHz to 1GHz




Photo 4: Radiated Test Setup-30 MHz to 1GHz

1.3.Radiated Emissions: 1 GHz to 18 GHz @ 3 m




Photo 5: Radiated Test Setup-1 GHz to 18 GHz




Photo 6: Radiated Test Setup-1 GHz to 18 GHz

1.4.Radiated Emissions: 18 GHz to 25 GHz @ 1 m




Photo 7: Radiated Test Setup-18 GHz – 25 GHz




Photo 8: Radiated Test Setup-18 GHz – 25 GHz