


## Attachment 1

### ➤ Test Setup Photograph

#### <Radiated Emission>


Test Mode : Mode 1: Transmitter\_Power by PC

Description : Front View of Radiated Emission Test Setup (Bi-Log)




Test Mode : Mode 1: Transmitter\_Power by PC

Description : Back View of Radiated Emission Test Setup (Bi-Log)




Test Mode : Mode 2: Transmitter\_Power by Battery

Description : Front View of Radiated Emission Test Setup (Bi-Log)



Test Mode : Mode 2: Transmitter\_Power by Battery

Description : Back View of Radiated Emission Test Setup (Bi-Log)



Test Mode : Mode 1: Transmitter\_Power by PC

Description : Front View of Radiated Emission Test Setup (Horn)



Test Mode : Mode 1: Transmitter\_Power by PC

Description : Back View of Radiated Emission Test Setup (Horn)

