

# 1. Effective (Isotropic) Radiated Power Output Data

## 1.1 Test Result

### 1.1.1 Band2\_EIRP

Band: 2									
ENV	Mode		Frequency (MHz)	Conducted Power (dBm)	Gain (dBi)	EIRP (dBm)		Verdict	
	Network	Subset				Result	Limit		
NTNV	RMC	12.2kbps RMC	1852.4	21.42	1.20	22.62	<=33.01	Pass	
			1880	21.44	1.20	22.64	<=33.01	Pass	
			1907.6	21.33	1.20	22.53	<=33.01	Pass	
	HSDPA	Subtest 1	1852.4	21.40	1.20	22.60	<=33.01	Pass	
		Subtest 2	1852.4	21.41	1.20	22.61	<=33.01	Pass	
		Subtest 3	1852.4	21.40	1.20	22.60	<=33.01	Pass	
		Subtest 4	1852.4	21.38	1.20	22.58	<=33.01	Pass	
		Subtest 1	1880	21.59	1.20	22.79	<=33.01	Pass	
		Subtest 2	1880	21.60	1.20	22.80	<=33.01	Pass	
		Subtest 3	1880	21.61	1.20	22.81	<=33.01	Pass	
		Subtest 4	1880	21.58	1.20	22.78	<=33.01	Pass	
		Subtest 1	1907.6	21.22	1.20	22.42	<=33.01	Pass	
		Subtest 2	1907.6	21.22	1.20	22.42	<=33.01	Pass	
		Subtest 3	1907.6	21.21	1.20	22.41	<=33.01	Pass	
		Subtest 4	1907.6	21.19	1.20	22.39	<=33.01	Pass	
		HSUPA	Subtest 1	1852.4	19.22	1.20	20.42	<=33.01	Pass
			Subtest 2	1852.4	19.19	1.20	20.39	<=33.01	Pass
			Subtest 3	1852.4	19.18	1.20	20.38	<=33.01	Pass
			Subtest 4	1852.4	19.20	1.20	20.40	<=33.01	Pass
			Subtest 5	1852.4	19.26	1.20	20.46	<=33.01	Pass
	Subtest 1		1880	19.17	1.20	20.37	<=33.01	Pass	
	Subtest 2		1880	19.46	1.20	20.66	<=33.01	Pass	
	Subtest 3		1880	19.64	1.20	20.84	<=33.01	Pass	
	Subtest 4		1880	19.39	1.20	20.59	<=33.01	Pass	
	Subtest 5		1880	19.15	1.20	20.35	<=33.01	Pass	
	Subtest 1		1907.6	18.55	1.20	19.75	<=33.01	Pass	
	Subtest 2		1907.6	18.54	1.20	19.74	<=33.01	Pass	
	Subtest 3		1907.6	18.53	1.20	19.73	<=33.01	Pass	
	Subtest 4		1907.6	18.69	1.20	19.89	<=33.01	Pass	
	Subtest 5		1907.6	18.68	1.20	19.88	<=33.01	Pass	

Note1: EIRP=Conducted Power+Antenna Gain

## 2. Frequency Stability

### 2.1 Test Result

#### 2.1.1 Band2

Band: 2							
Network	Frequency (MHz)	Temp. (°C)	Voltage (VDC)	Freq. Error (Hz)	Freq. vs. Rated (ppm)		Verdict
					Result	Limit	
RMC	1852.4	20	3.27	-3.598	-0.0019	-2.5 to 2.5	Pass
			3.85	-2.267	-0.0012	-2.5 to 2.5	Pass
			4.43	10.600	0.0057	-2.5 to 2.5	Pass
		-30	3.85	9.084	0.0049	-2.5 to 2.5	Pass
		-20	3.85	0.858	0.0005	-2.5 to 2.5	Pass
		-10	3.85	0.894	0.0005	-2.5 to 2.5	Pass
		0	3.85	-2.139	-0.0012	-2.5 to 2.5	Pass
		10	3.85	1.731	0.0009	-2.5 to 2.5	Pass
		30	3.85	1.209	0.0007	-2.5 to 2.5	Pass
		40	3.85	-0.951	-0.0005	-2.5 to 2.5	Pass
	50	3.85	-0.386	-0.0002	-2.5 to 2.5	Pass	
	1880	20	3.27	8.562	0.0046	-2.5 to 2.5	Pass
			3.85	-1.559	-0.0008	-2.5 to 2.5	Pass
			4.43	-2.217	-0.0012	-2.5 to 2.5	Pass
		-30	3.85	-3.948	-0.0021	-2.5 to 2.5	Pass
		-20	3.85	2.074	0.0011	-2.5 to 2.5	Pass
		-10	3.85	15.879	0.0084	-2.5 to 2.5	Pass
		0	3.85	-2.131	-0.0011	-2.5 to 2.5	Pass
		10	3.85	-6.580	-0.0035	-2.5 to 2.5	Pass
		30	3.85	4.005	0.0021	-2.5 to 2.5	Pass
		40	3.85	3.269	0.0017	-2.5 to 2.5	Pass
	50	3.85	1.044	0.0006	-2.5 to 2.5	Pass	
	1907.6	20	3.27	2.110	0.0011	-2.5 to 2.5	Pass
			3.85	3.304	0.0017	-2.5 to 2.5	Pass
			4.43	-2.596	-0.0014	-2.5 to 2.5	Pass
		-30	3.85	0.436	0.0002	-2.5 to 2.5	Pass
		-20	3.85	0.694	0.0004	-2.5 to 2.5	Pass
		-10	3.85	0.007	0.0000	-2.5 to 2.5	Pass
		0	3.85	0.823	0.0004	-2.5 to 2.5	Pass
		10	3.85	1.631	0.0009	-2.5 to 2.5	Pass
30		3.85	-2.460	-0.0013	-2.5 to 2.5	Pass	
40		3.85	-2.389	-0.0013	-2.5 to 2.5	Pass	
50	3.85	-2.310	-0.0012	-2.5 to 2.5	Pass		
HSDPA	1852.4	20	3.27	0.207	0.0001	-2.5 to 2.5	Pass
			3.85	7.882	0.0043	-2.5 to 2.5	Pass
			4.43	9.971	0.0054	-2.5 to 2.5	Pass
		-30	3.85	9.205	0.0050	-2.5 to 2.5	Pass
		-20	3.85	10.607	0.0057	-2.5 to 2.5	Pass
		-10	3.85	9.692	0.0052	-2.5 to 2.5	Pass
		0	3.85	10.464	0.0056	-2.5 to 2.5	Pass
		10	3.85	8.540	0.0046	-2.5 to 2.5	Pass
		30	3.85	7.625	0.0041	-2.5 to 2.5	Pass
		40	3.85	9.813	0.0053	-2.5 to 2.5	Pass
	50	3.85	8.926	0.0048	-2.5 to 2.5	Pass	
	1880	20	3.27	10.850	0.0058	-2.5 to 2.5	Pass
			3.85	12.975	0.0069	-2.5 to 2.5	Pass
			4.43	10.278	0.0055	-2.5 to 2.5	Pass
		-30	3.85	14.691	0.0078	-2.5 to 2.5	Pass
-20		3.85	11.830	0.0063	-2.5 to 2.5	Pass	
-10	3.85	13.518	0.0072	-2.5 to 2.5	Pass		

		0	3.85	12.696	0.0068	-2.5 to 2.5	Pass
		10	3.85	13.304	0.0071	-2.5 to 2.5	Pass
		30	3.85	13.676	0.0073	-2.5 to 2.5	Pass
		40	3.85	12.066	0.0064	-2.5 to 2.5	Pass
		50	3.85	13.762	0.0073	-2.5 to 2.5	Pass
	1907.6	20	3.27	7.596	0.0040	-2.5 to 2.5	Pass
			3.85	10.715	0.0056	-2.5 to 2.5	Pass
			4.43	-3.183	-0.0017	-2.5 to 2.5	Pass
		-30	3.85	5.307	0.0028	-2.5 to 2.5	Pass
		-20	3.85	-1.996	-0.0010	-2.5 to 2.5	Pass
		-10	3.85	-0.930	-0.0005	-2.5 to 2.5	Pass
		0	3.85	-0.529	-0.0003	-2.5 to 2.5	Pass
		10	3.85	4.470	0.0023	-2.5 to 2.5	Pass
		30	3.85	-1.531	-0.0008	-2.5 to 2.5	Pass
		40	3.85	1.273	0.0007	-2.5 to 2.5	Pass
50	3.85	-2.689	-0.0014	-2.5 to 2.5	Pass		
HSUPA	1852.4	20	3.27	2.639	0.0014	-2.5 to 2.5	Pass
			3.85	1.523	0.0008	-2.5 to 2.5	Pass
			4.43	0.880	0.0005	-2.5 to 2.5	Pass
		-30	3.85	0.322	0.0002	-2.5 to 2.5	Pass
		-20	3.85	0.286	0.0002	-2.5 to 2.5	Pass
		-10	3.85	1.066	0.0006	-2.5 to 2.5	Pass
		0	3.85	0.272	0.0001	-2.5 to 2.5	Pass
		10	3.85	1.209	0.0007	-2.5 to 2.5	Pass
		30	3.85	1.624	0.0009	-2.5 to 2.5	Pass
		40	3.85	2.081	0.0011	-2.5 to 2.5	Pass
	50	3.85	0.544	0.0003	-2.5 to 2.5	Pass	
	1880	20	3.27	1.359	0.0007	-2.5 to 2.5	Pass
			3.85	2.246	0.0012	-2.5 to 2.5	Pass
			4.43	2.332	0.0012	-2.5 to 2.5	Pass
		-30	3.85	4.056	0.0022	-2.5 to 2.5	Pass
		-20	3.85	2.546	0.0014	-2.5 to 2.5	Pass
		-10	3.85	1.416	0.0008	-2.5 to 2.5	Pass
		0	3.85	0.865	0.0005	-2.5 to 2.5	Pass
		10	3.85	1.781	0.0009	-2.5 to 2.5	Pass
		30	3.85	1.981	0.0011	-2.5 to 2.5	Pass
		40	3.85	2.632	0.0014	-2.5 to 2.5	Pass
	50	3.85	2.496	0.0013	-2.5 to 2.5	Pass	
	1907.6	20	3.27	0.958	0.0005	-2.5 to 2.5	Pass
			3.85	-9.699	-0.0051	-2.5 to 2.5	Pass
			4.43	-6.838	-0.0036	-2.5 to 2.5	Pass
		-30	3.85	-2.682	-0.0014	-2.5 to 2.5	Pass
		-20	3.85	-7.553	-0.0040	-2.5 to 2.5	Pass
		-10	3.85	-9.277	-0.0049	-2.5 to 2.5	Pass
		0	3.85	-6.981	-0.0037	-2.5 to 2.5	Pass
		10	3.85	-7.052	-0.0037	-2.5 to 2.5	Pass
30		3.85	-7.310	-0.0038	-2.5 to 2.5	Pass	
40		3.85	-6.609	-0.0035	-2.5 to 2.5	Pass	
50	3.85	-10.378	-0.0054	-2.5 to 2.5	Pass		

### 3. Modulation Characteristics

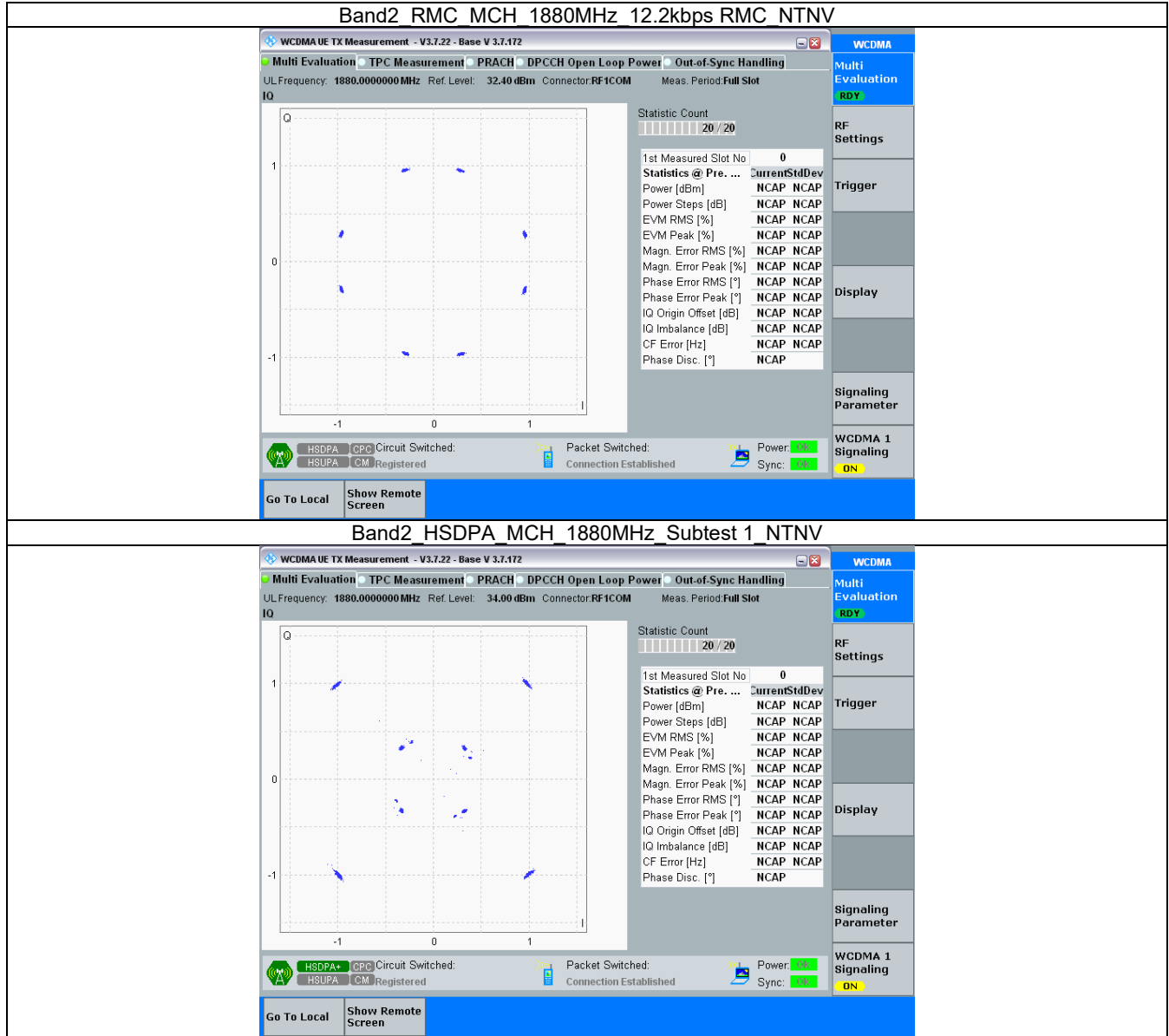
#### 3.1 Test Result

##### 3.1.1 Band2

Band: 2						
ENV	Mode		Frequency (MHz)	Modulation Characteristics		Verdict
	Network	Subset		Result	Limit	
NTNV	RMC	12.2kbps RMC	1880	Refer To Test Graph		Pass
	HSDPA	Subtest 1	1880	Refer To Test Graph		Pass
	HSUPA	Subtest 1	1880	Refer To Test Graph		Pass

### 3.2 Test Graph

#### 3.2.1 Band2



Band2 HSUPA MCH 1880MHz Subtest 1 NTN

WCDMA UE TX Measurement - V3.7.22 - Base V 3.7.172

Multi Evaluation  TPC Measurement  PRACH  DPCCH Open Loop Power  Out-of-Sync Handling

UL Frequency: 1880.000000 MHz Ref. Level: 35.50 dBm Connector: RF1COM Meas. Period: Full Slot

WCDMA

Multi Evaluation **RDY**

RF Settings

Trigger

Display

Signaling Parameter

WCDMA 1 Signaling **ON**

Statistic Count:  20 / 20

1st Measured Slot No: 0

Statistics @ Pre. ...	CurrentStdDev
Power [dBm]	NCAP NCAP
Power Steps [dB]	NCAP NCAP
EVM RMS [%]	NCAP NCAP
EVM Peak [%]	NCAP NCAP
Magn. Error RMS [%]	NCAP NCAP
Magn. Error Peak [%]	NCAP NCAP
Phase Error RMS [°]	NCAP NCAP
Phase Error Peak [°]	NCAP NCAP
IQ Origin Offset [dB]	NCAP NCAP
IQ Imbalance [dB]	NCAP NCAP
CF Error [Hz]	NCAP NCAP
Phase Disc. [°]	NCAP

HSDPA+  Circuit Switched:

HSUPA  CM Registered

Packet Switched:

Connection Established

Power:

Sync:

Go To Local

Show Remote Screen

## 4. 99% & 26dB Bandwidth

### 4.1 Test Result

#### 4.1.1 Band2\_OBW

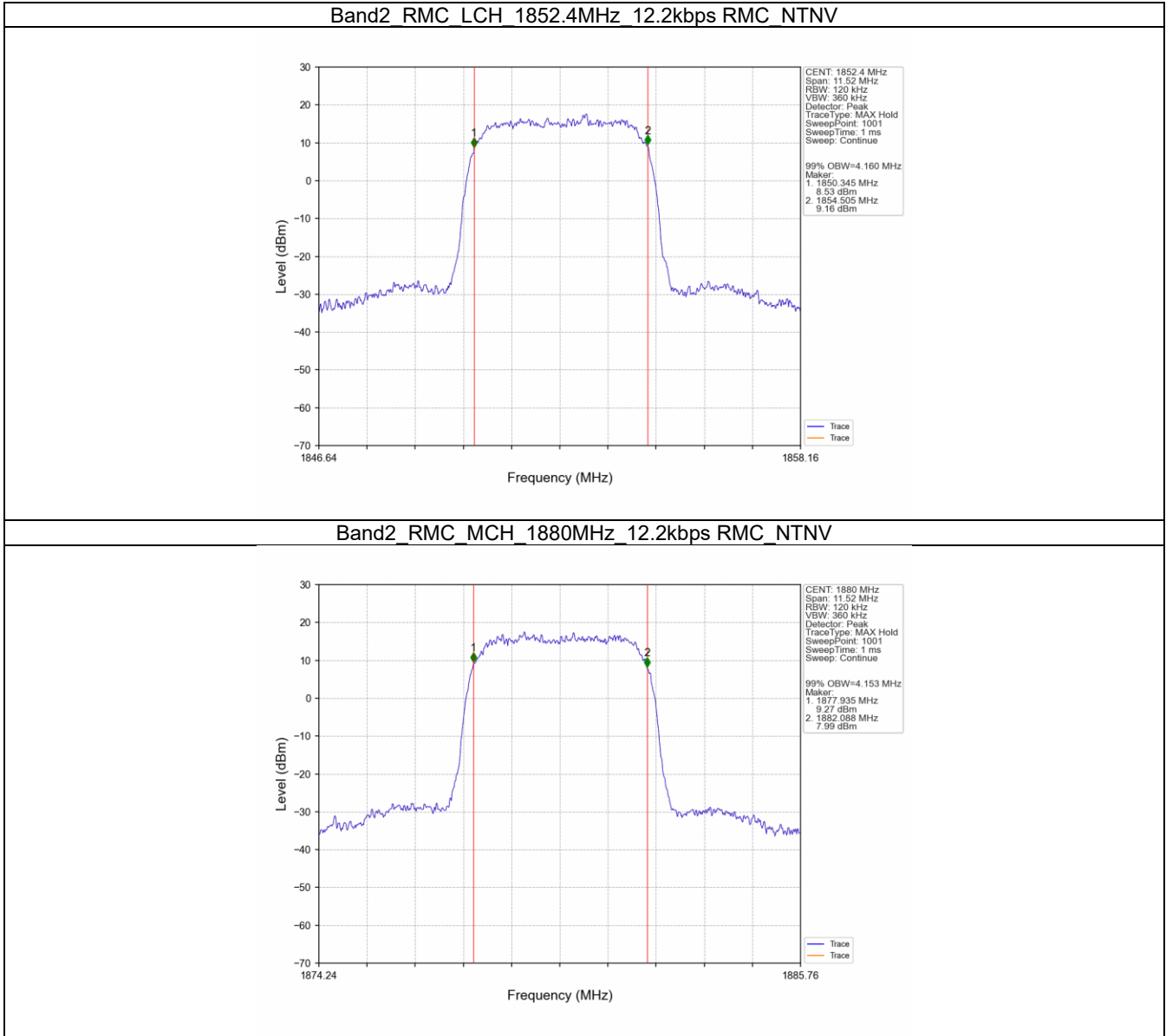
Band: 2						
ENV	Mode		Frequency (MHz)	99% Occupied Bandwidth (MHz)		Verdict
	Network	Subset		Result	Limit	
NTNV	RMC	12.2kbps RMC	1852.4	4.160	/	Pass
			1880	4.153	/	Pass
			1907.6	4.156	/	Pass
	HSDPA	Subtest 1	1852.4	4.168	/	Pass
			1880	4.162	/	Pass
			1907.6	4.155	/	Pass
	HSUPA	Subtest 1	1852.4	4.175	/	Pass
			1880	4.165	/	Pass
			1907.6	4.175	/	Pass

#### 4.1.2 Band2\_XDB

Band: 2						
ENV	Mode		Frequency (MHz)	26dB Bandwidth (MHz)		Verdict
	Network	Subset		Result	Limit	
NTNV	RMC	12.2kbps RMC	1852.4	4.705	/	Pass
			1880	4.692	/	Pass
			1907.6	4.697	/	Pass
	HSDPA	Subtest 1	1852.4	4.703	/	Pass
			1880	4.716	/	Pass
			1907.6	4.710	/	Pass
	HSUPA	Subtest 1	1852.4	4.722	/	Pass
			1880	4.697	/	Pass
			1907.6	4.698	/	Pass

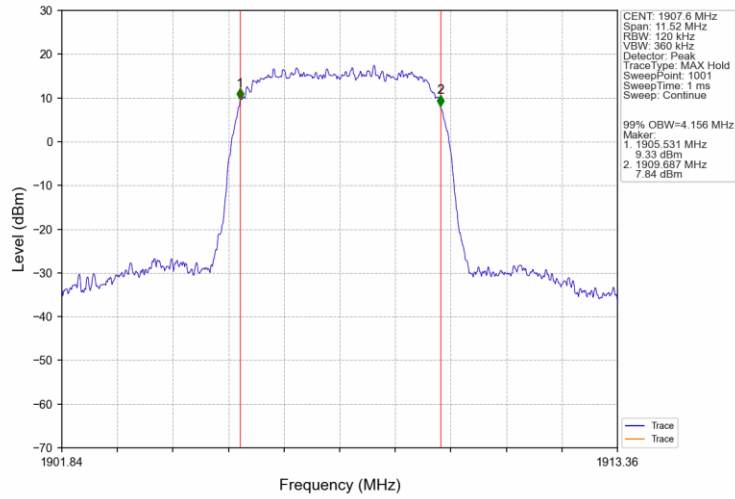
## 4.2 Test Graph

### 4.2.1 Band2\_OBW

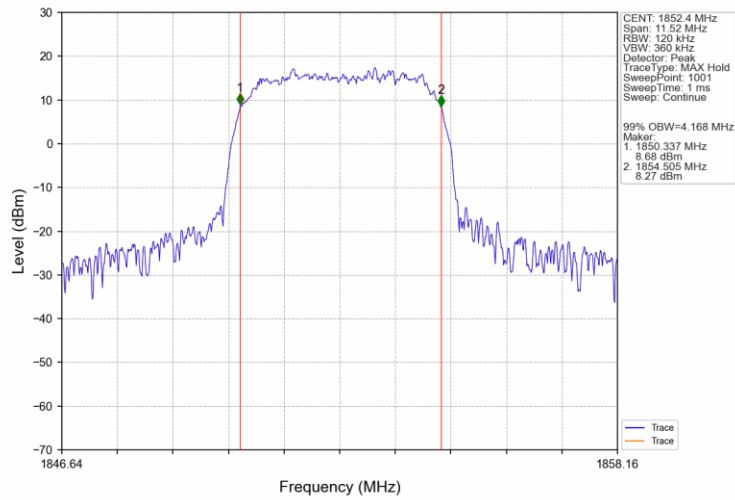




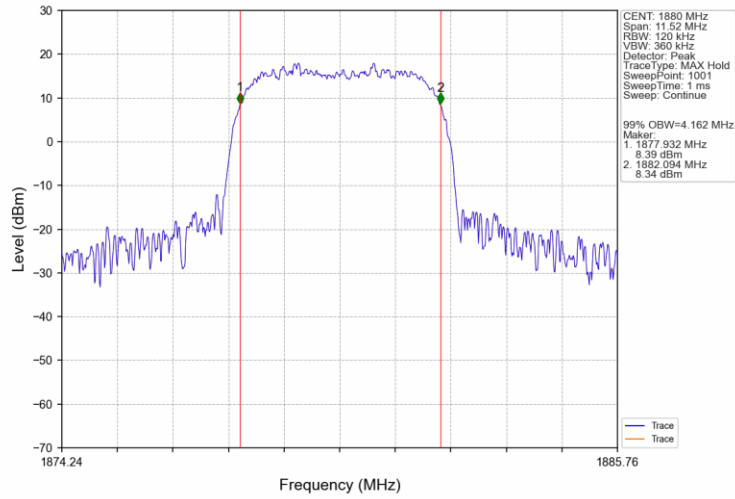
Band2\_RMC\_HCH\_1907.6MHz\_12.2kbps\_RMC\_NTNV



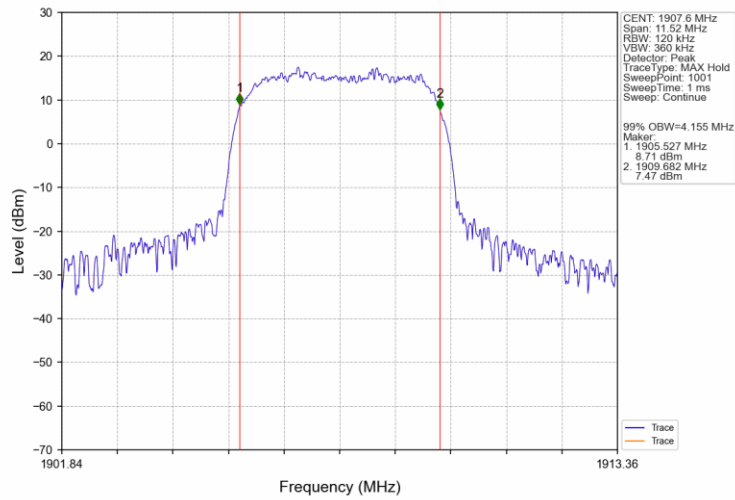
Band2\_HSDPA\_LCH\_1852.4MHz\_Subtest 1\_NTNV



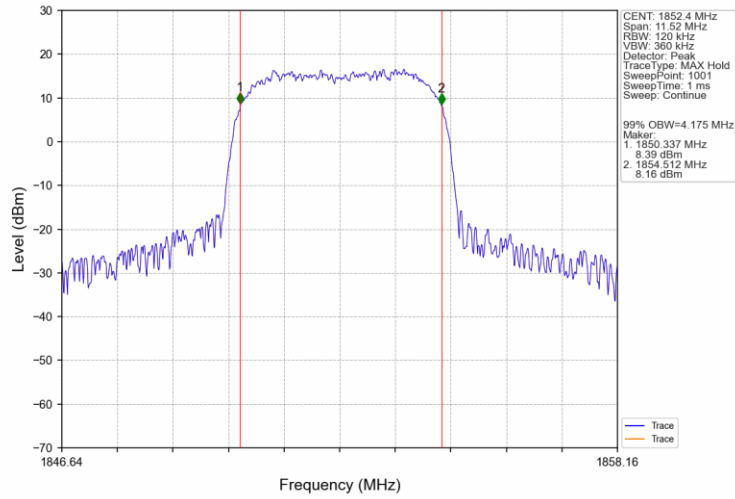
Band2\_HSDPA\_MCH\_1880MHz\_Subtest 1\_NTNV



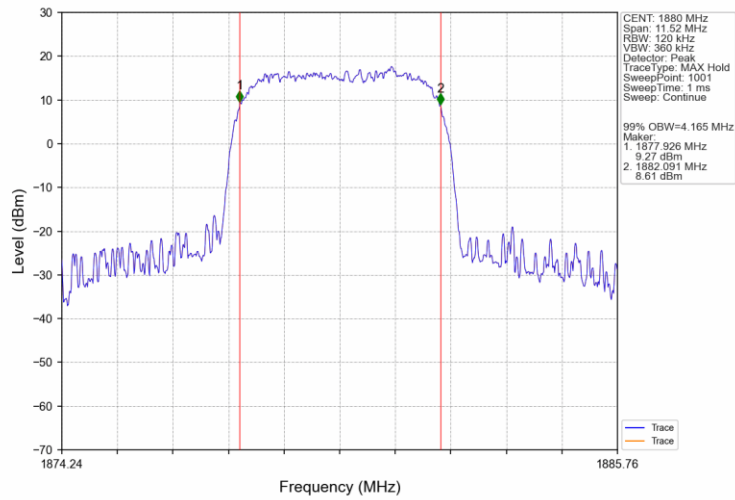
Band2\_HSDPA\_HCH\_1907.6MHz\_Subtest 1\_NTNV



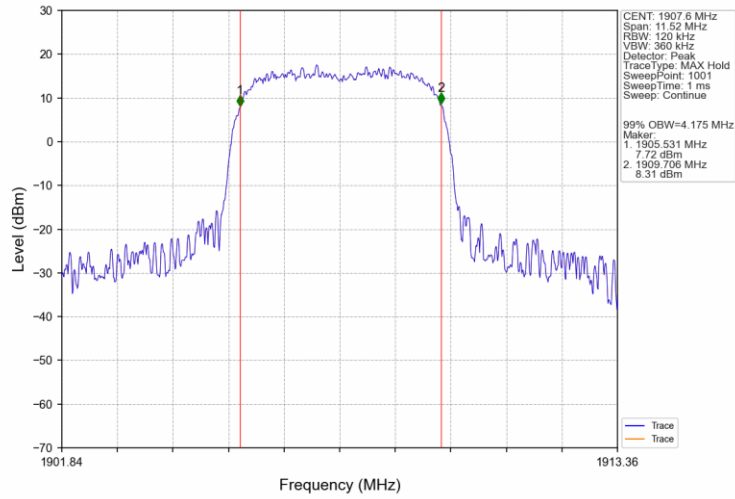
Band2 HSUPA LCH 1852.4MHz Subtest 1 NTNV



Band2 HSUPA MCH 1880MHz Subtest 1 NTNV

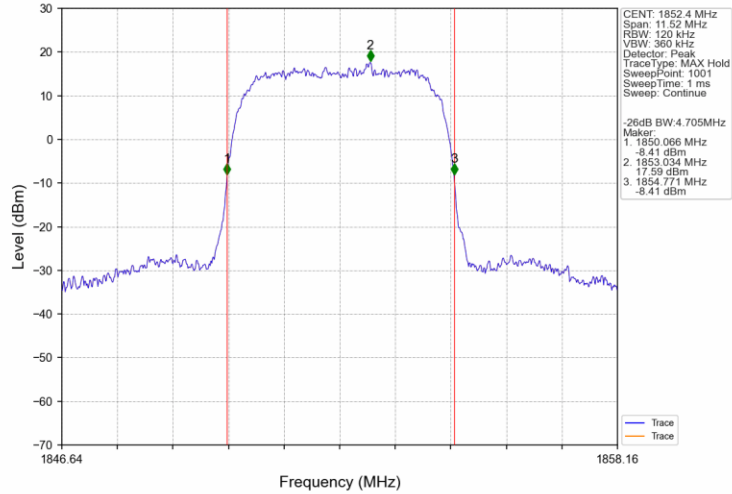


Band2 HSUPA HCH 1907.6MHz Subtest 1 NTV

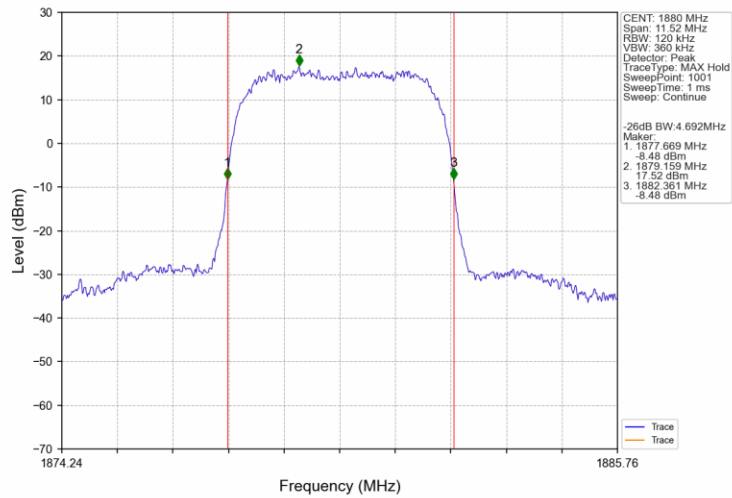


### 4.2.2 Band2\_XDB

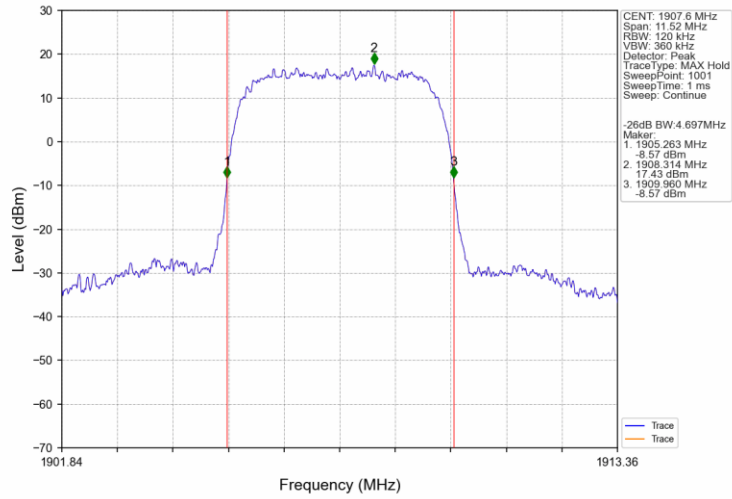
Band2\_RMC\_LCH\_1852.4MHz\_12.2kbps\_RMC\_NTNV



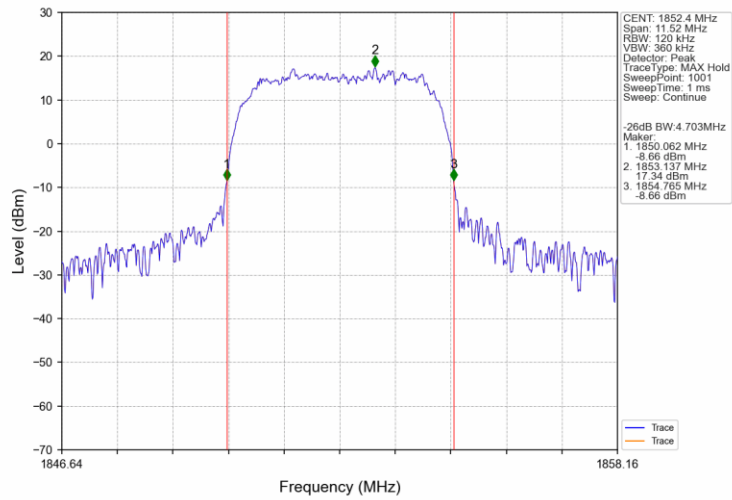
Band2\_RMC\_MCH\_1880MHz\_12.2kbps\_RMC\_NTNV



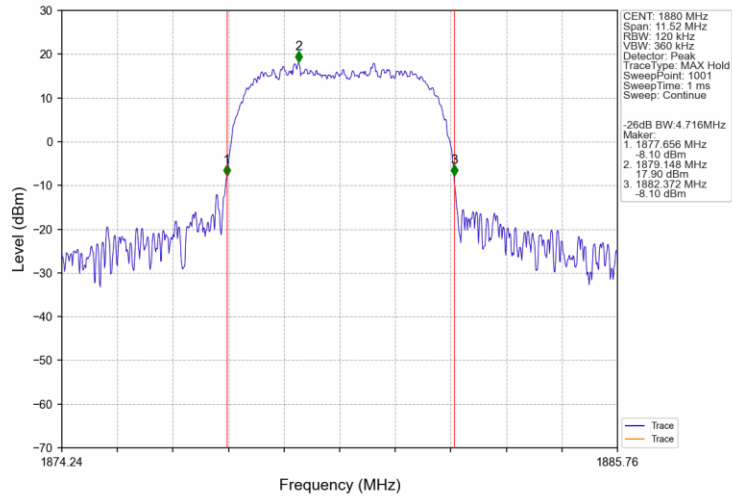
Band2\_RMC\_HCH\_1907.6MHz\_12.2kbps\_RMC\_NTNV



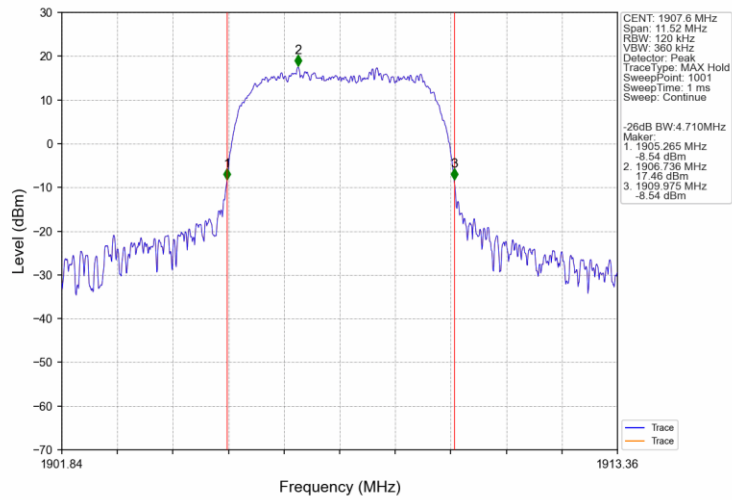
Band2\_HSDPA\_LCH\_1852.4MHz\_Subtest 1\_NTNV



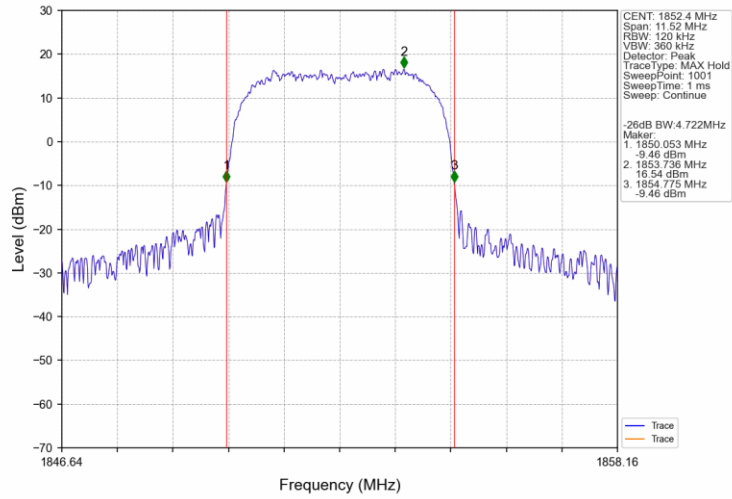
Band2\_HSDPA\_MCH\_1880MHz\_Subtest 1\_NTNV



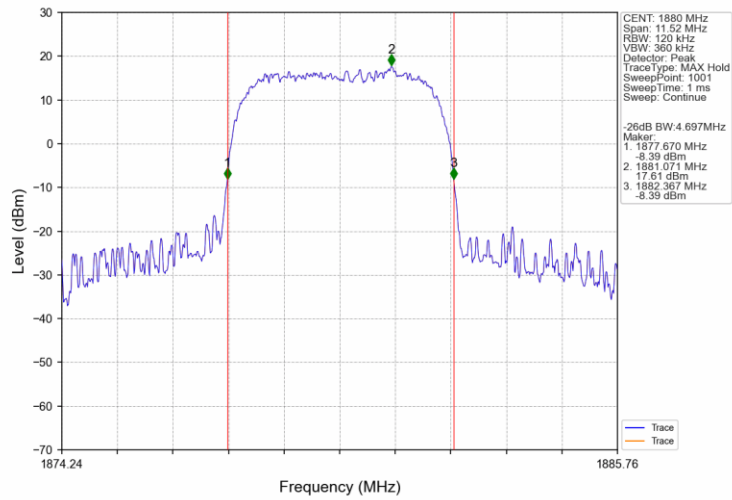
Band2\_HSDPA\_HCH\_1907.6MHz\_Subtest 1\_NTNV



Band2 HSUPA LCH 1852.4MHz Subtest 1 NTV

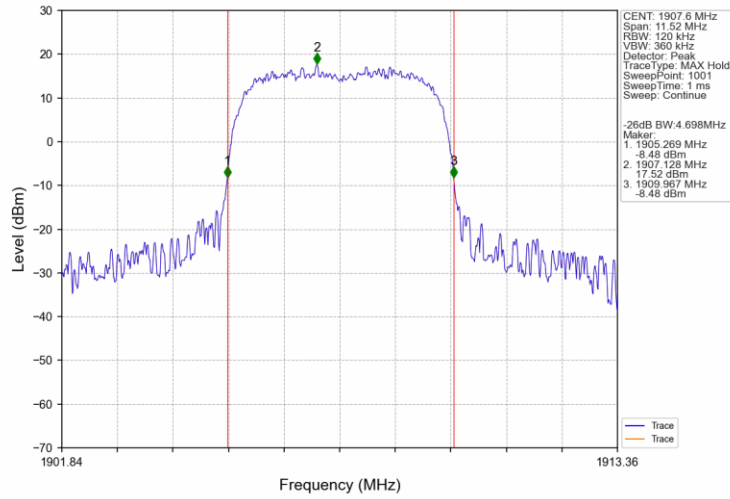


Band2 HSUPA MCH 1880MHz Subtest 1 NTV





Band2 HSUPA HCH 1907.6MHz Subtest 1 NTNV



## 5. Peak-Average Ratio

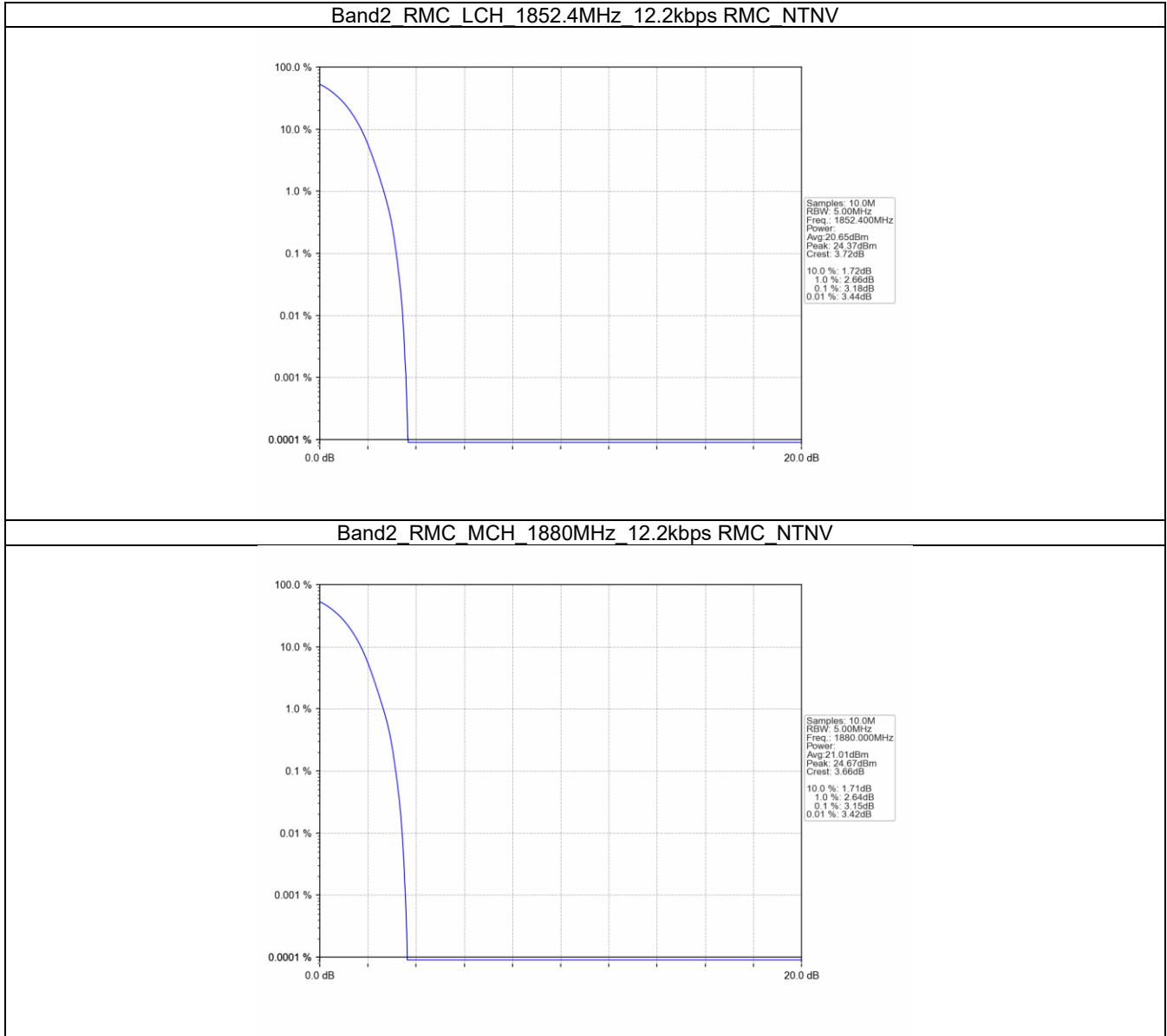
### 5.1 Test Result

#### 5.1.1 Band2

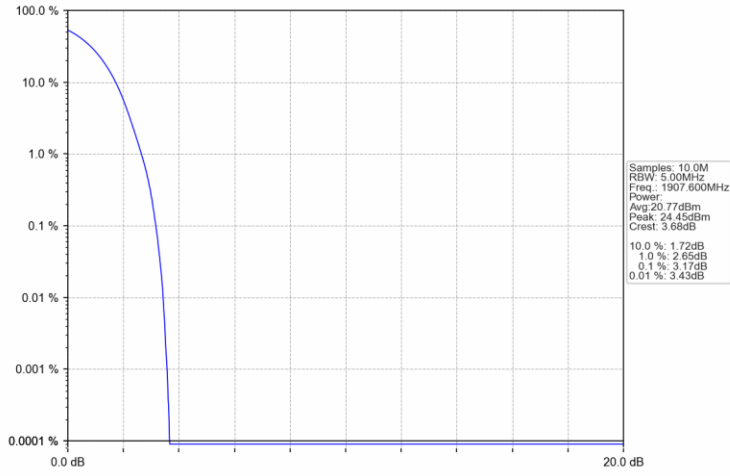
Band: 2						
ENV	Mode		Frequency (MHz)	Peak-Average Ratio (dB)		Verdict
	Network	Subset		Result	Limit	
NTNV	RMC	12.2kbps RMC	1852.4	3.18	<=13	Pass
			1880	3.15	<=13	Pass
			1907.6	3.17	<=13	Pass
	HSDPA	Subtest 1	1852.4	5.89	<=13	Pass
			1880	5.93	<=13	Pass
			1907.6	5.88	<=13	Pass
	HSUPA	Subtest 1	1852.4	6.90	<=13	Pass
			1880	6.90	<=13	Pass
			1907.6	6.88	<=13	Pass

## 5.2 Test Graph

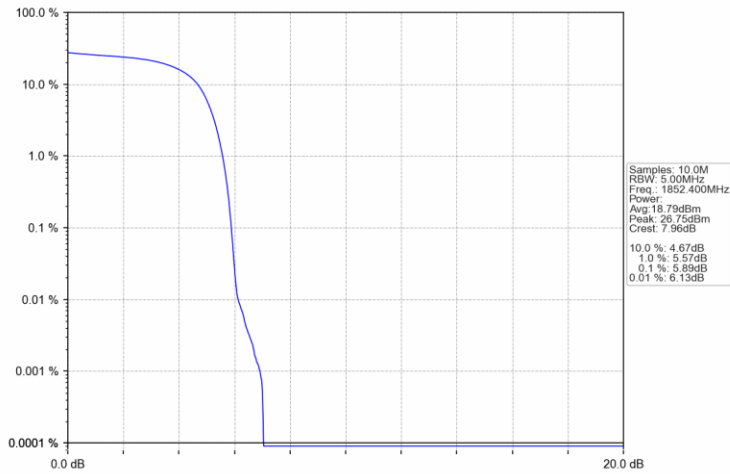
### 5.2.1 Band2



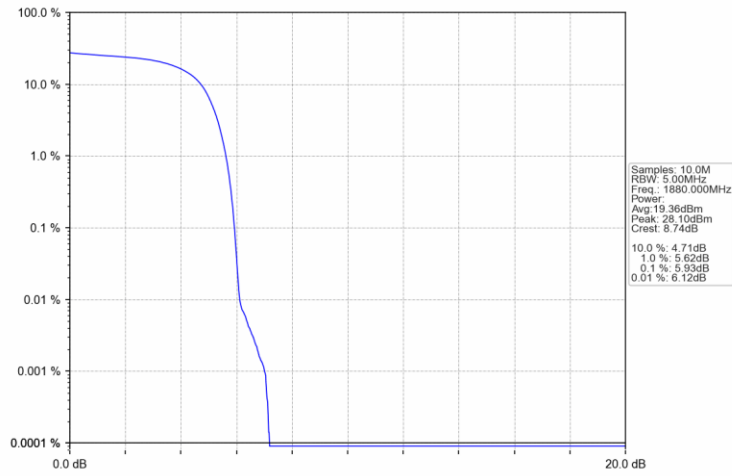
Band2\_RMC\_HCH\_1907.6MHz\_12.2kbps\_RMC\_NTNV



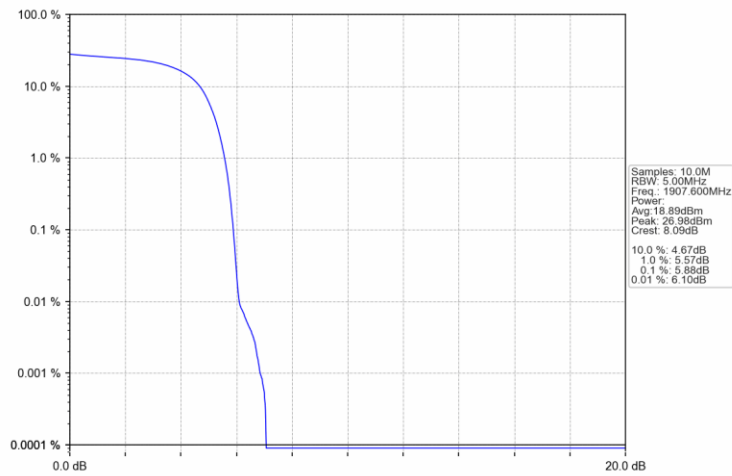
Band2\_HSDPA\_LCH\_1852.4MHz\_Subtest 1\_NTNV



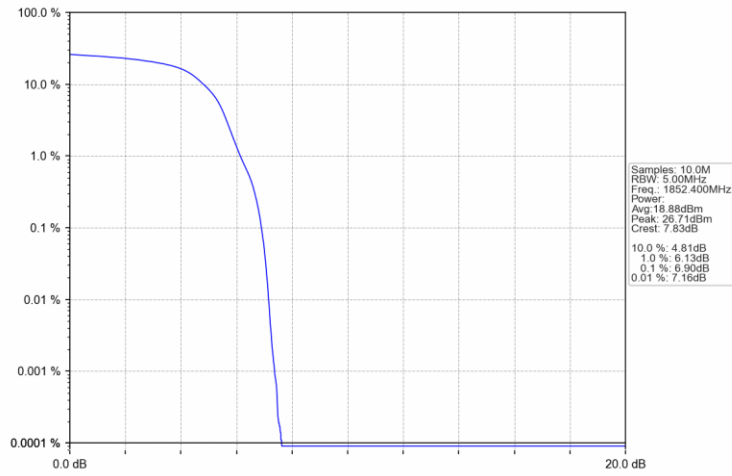
Band2\_HSDPA\_MCH\_1880MHz\_Subtest 1\_NTNV



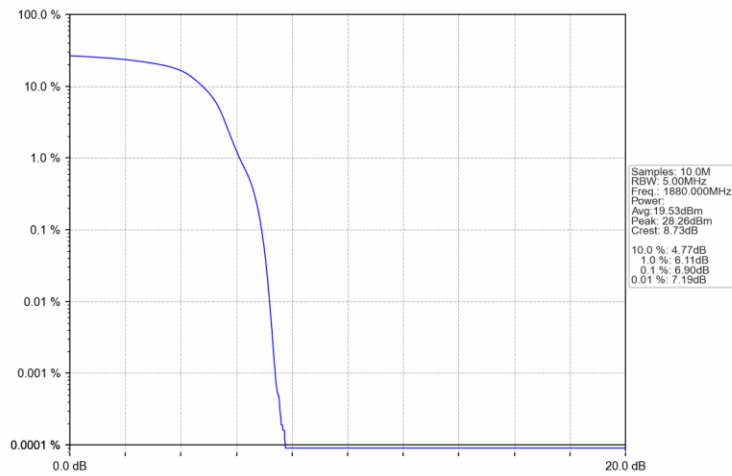
Band2\_HSDPA\_HCH\_1907.6MHz\_Subtest 1\_NTNV



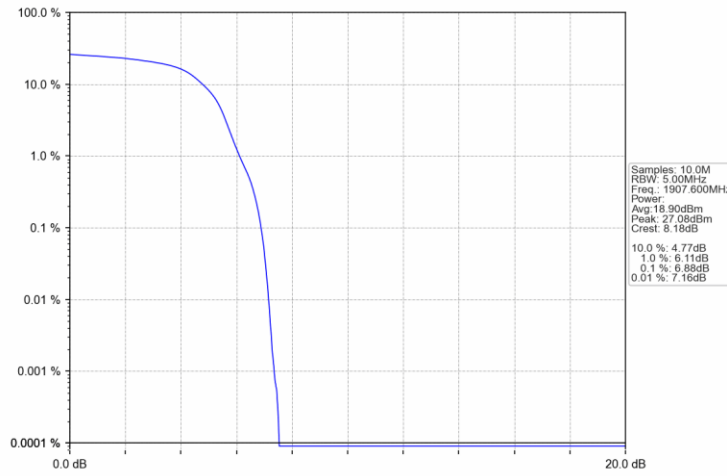
Band2 HSUPA LCH 1852.4MHz Subtest 1 NTNV



Band2 HSUPA MCH 1880MHz Subtest 1 NTNV



Band2 HSUPA HCH 1907.6MHz Subtest 1 NTV



## 6. Spurious Emission

### 6.1 Test Result

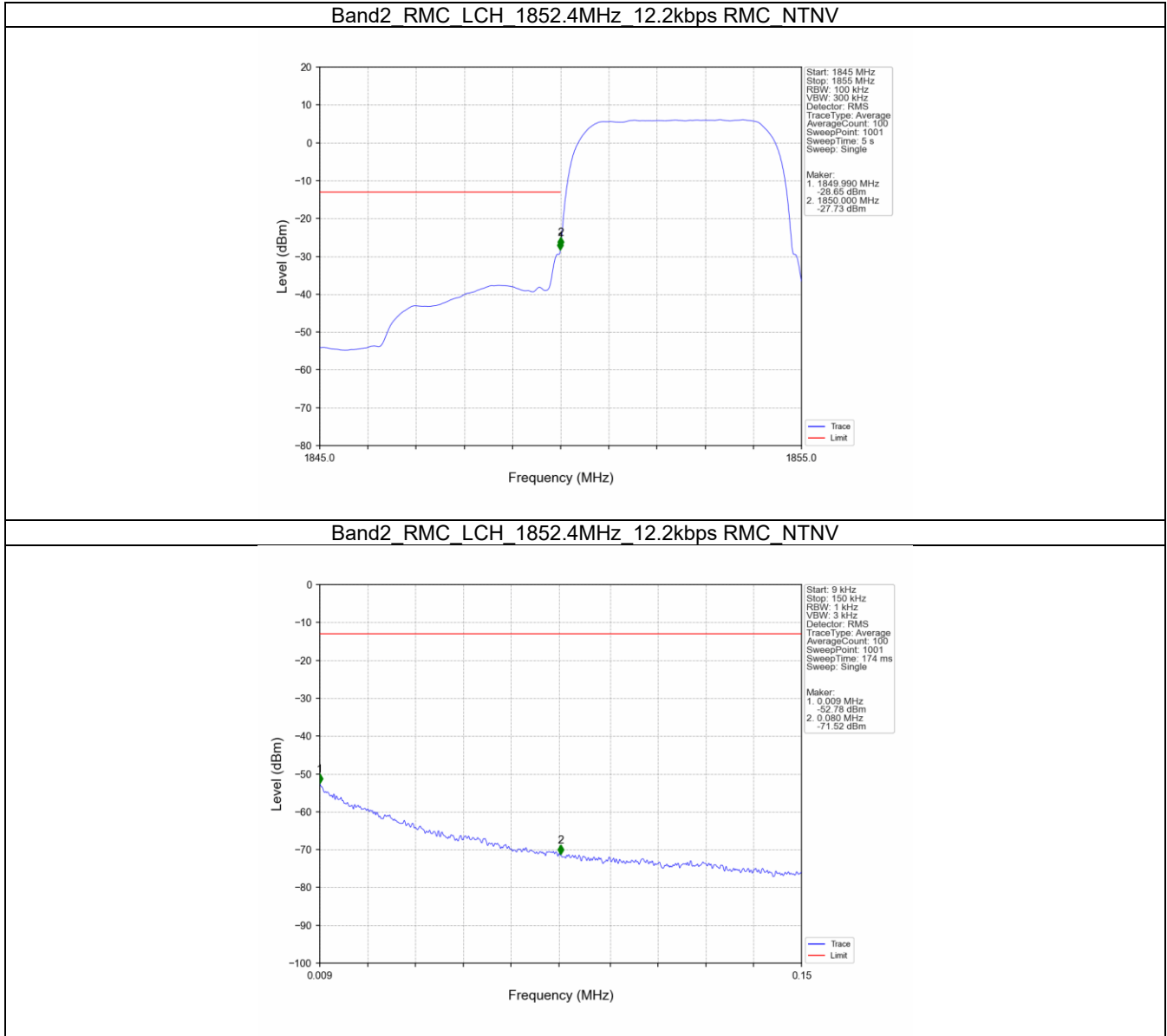
#### 6.1.1 Band2

Band: 2						
ENV	Mode		Frequency (MHz)	Spurious Emission		Verdict
	Network	Subset		Result	Limit	
NTNV	RMC	12.2kbps RMC	1852.4	Refer To Test Graph		Pass
			1880	Refer To Test Graph		Pass
			1907.6	Refer To Test Graph		Pass
	HSDPA	Subtest 1	1852.4	Refer To Test Graph		Pass
			1880	Refer To Test Graph		Pass
			1907.6	Refer To Test Graph		Pass
	HSUPA	Subtest 1	1852.4	Refer To Test Graph		Pass
			1880	Refer To Test Graph		Pass
			1907.6	Refer To Test Graph		Pass

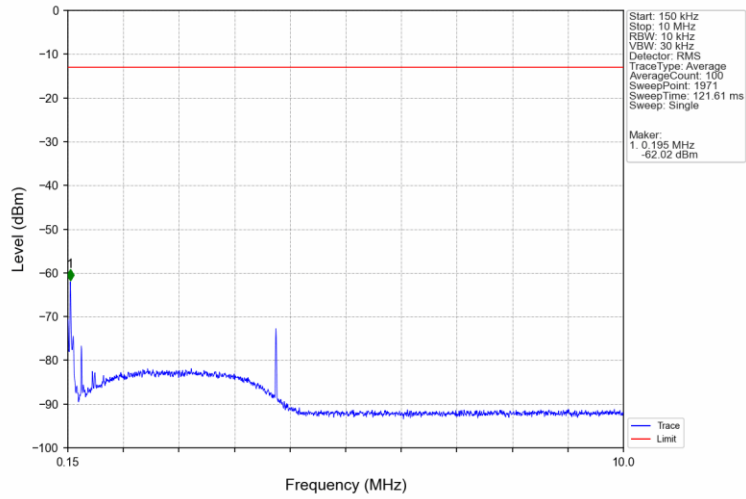


## 6.2 Test Graph

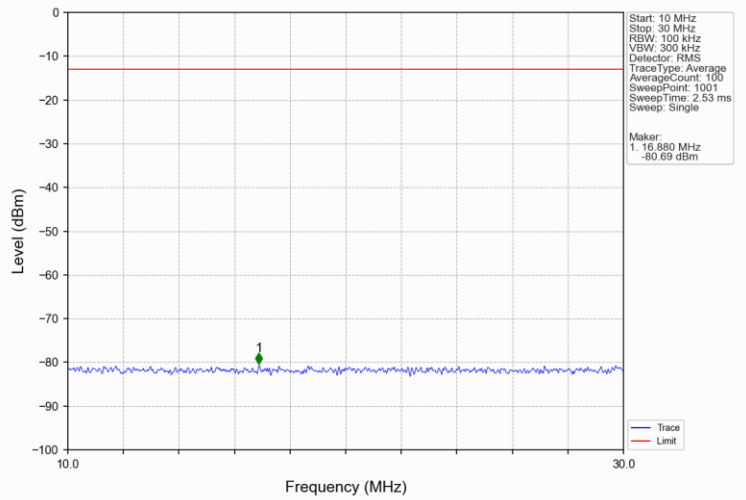
### 6.2.1 Band2



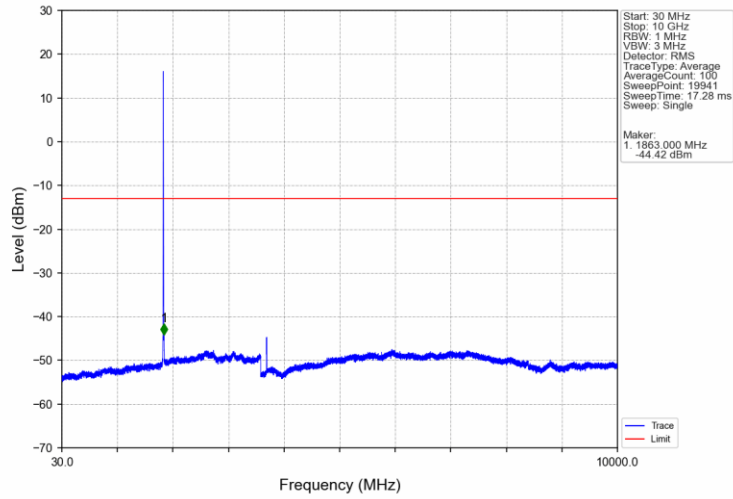
Band2\_RMC\_LCH\_1852.4MHz\_12.2kbps\_RMC\_NTNV



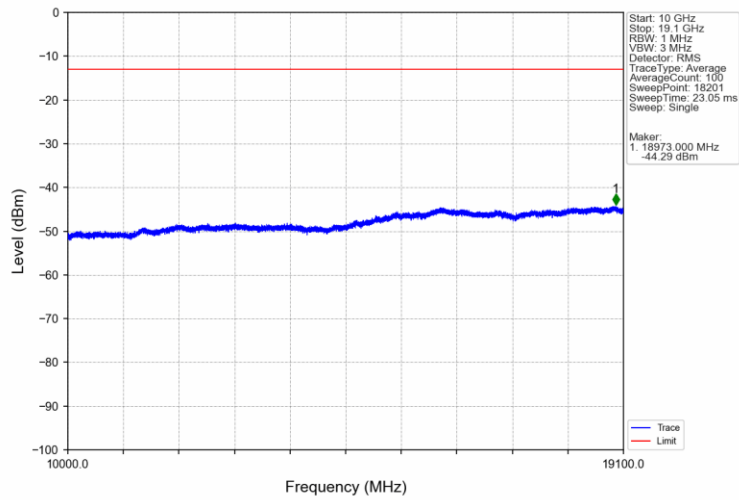
Band2\_RMC\_LCH\_1852.4MHz\_12.2kbps\_RMC\_NTNV



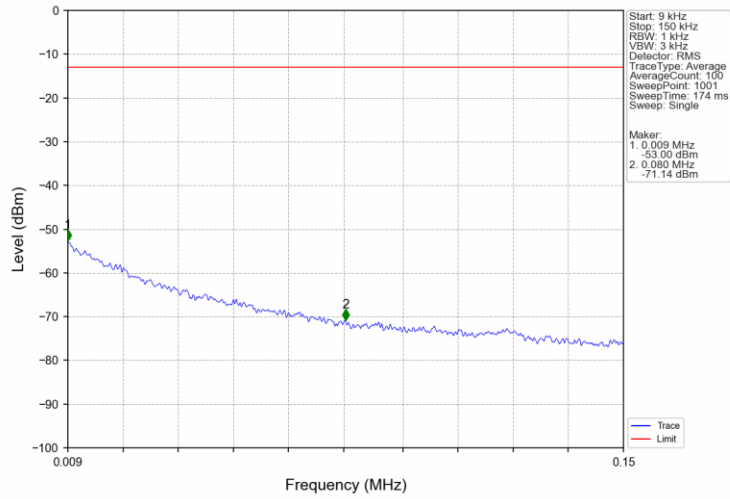
Band2\_RMC\_LCH\_1852.4MHz\_12.2kbps\_RMC\_NTNV



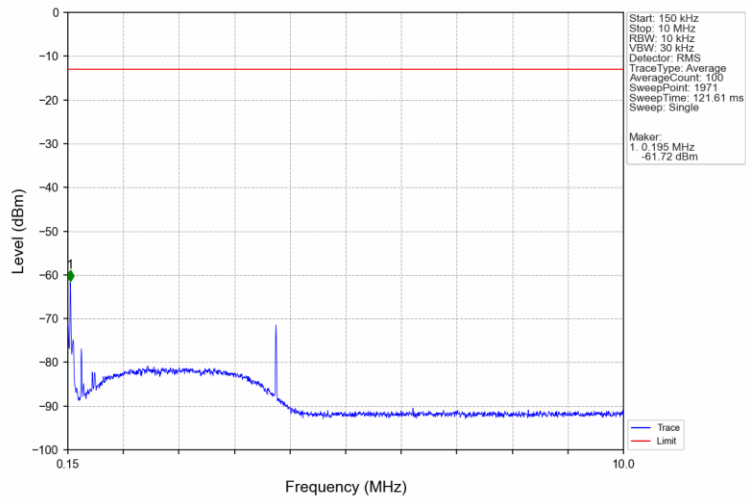
Band2\_RMC\_LCH\_1852.4MHz\_12.2kbps\_RMC\_NTNV



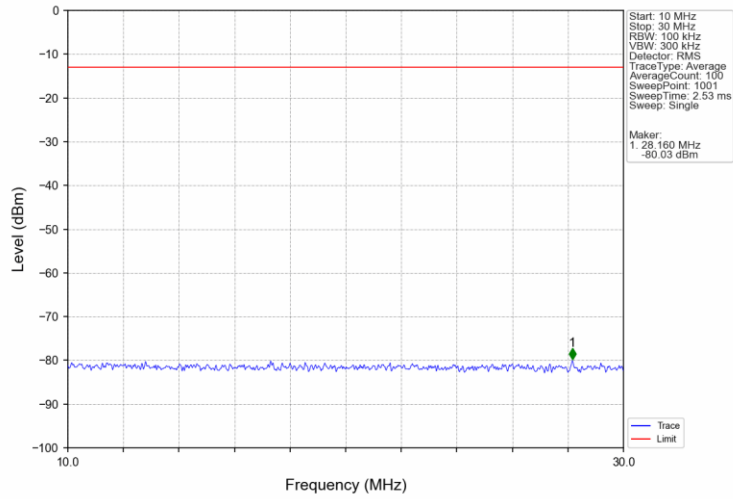
Band2\_RMC\_MCH\_1880MHz\_12.2kbps\_RMC\_NTNV



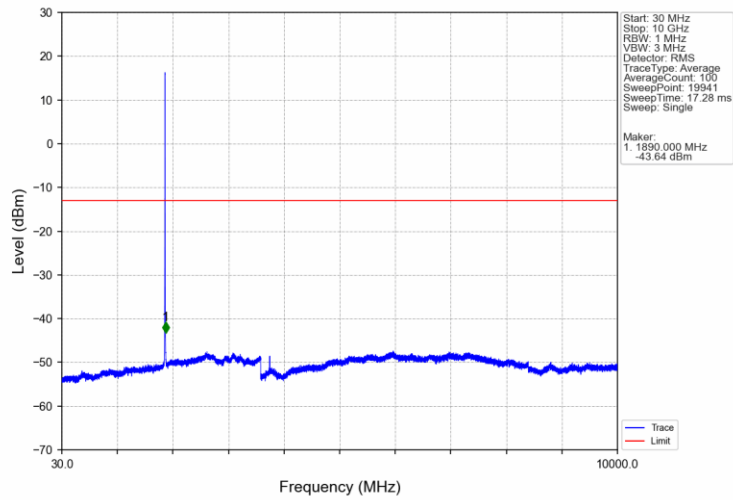
Band2\_RMC\_MCH\_1880MHz\_12.2kbps\_RMC\_NTNV



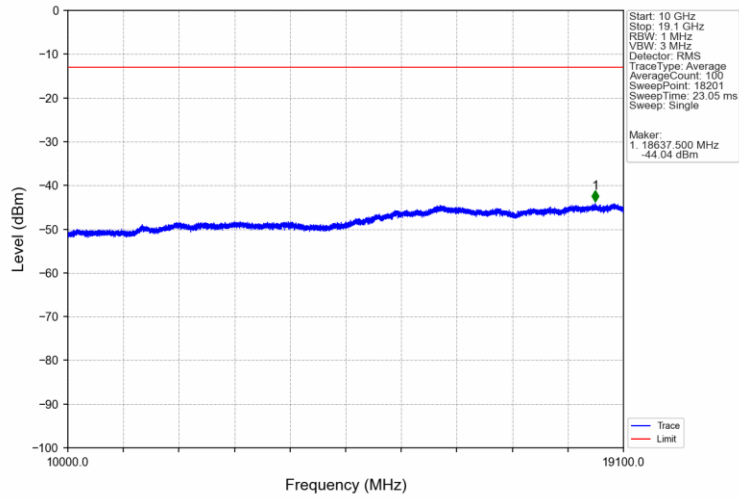
Band2\_RMC\_MCH\_1880MHz\_12.2kbps\_RMC\_NTNV



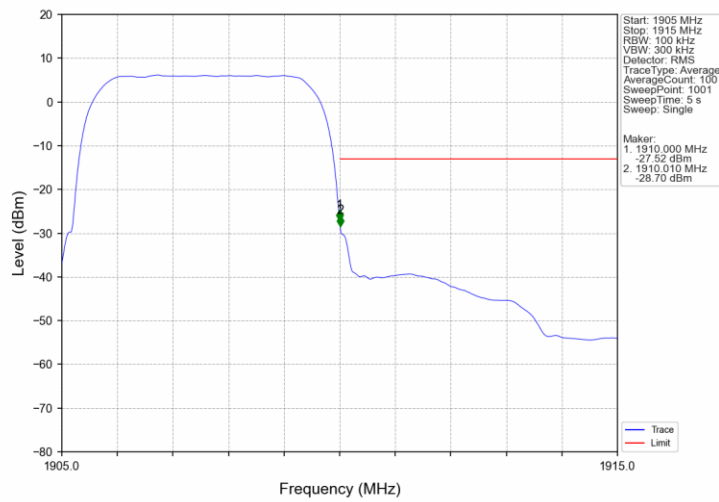
Band2\_RMC\_MCH\_1880MHz\_12.2kbps\_RMC\_NTNV



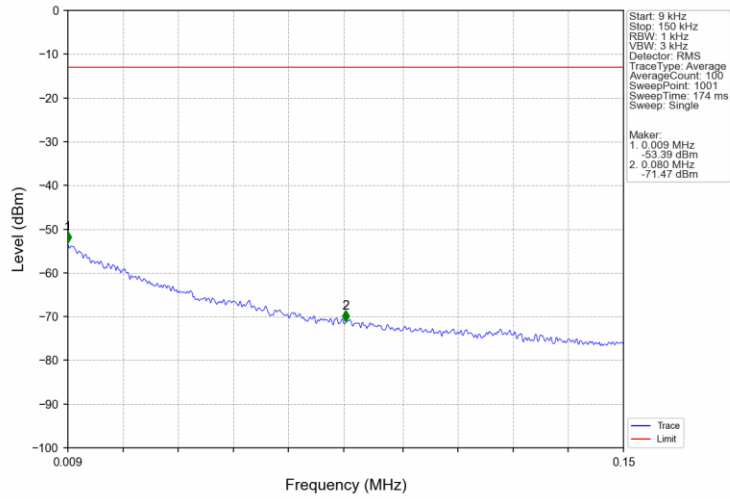
Band2\_RMC\_MCH\_1880MHz\_12.2kbps\_RMC\_NTNV



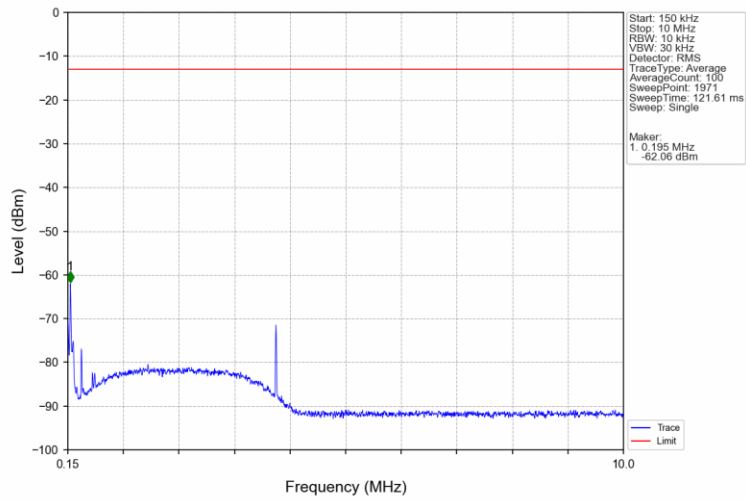
Band2\_RMC\_HCH\_1907.6MHz\_12.2kbps\_RMC\_NTNV



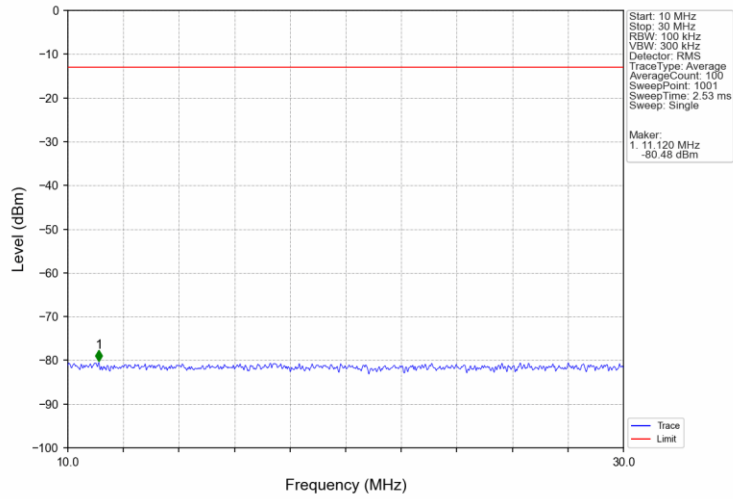
Band2\_RMC\_HCH\_1907.6MHz\_12.2kbps\_RMC\_NTNV



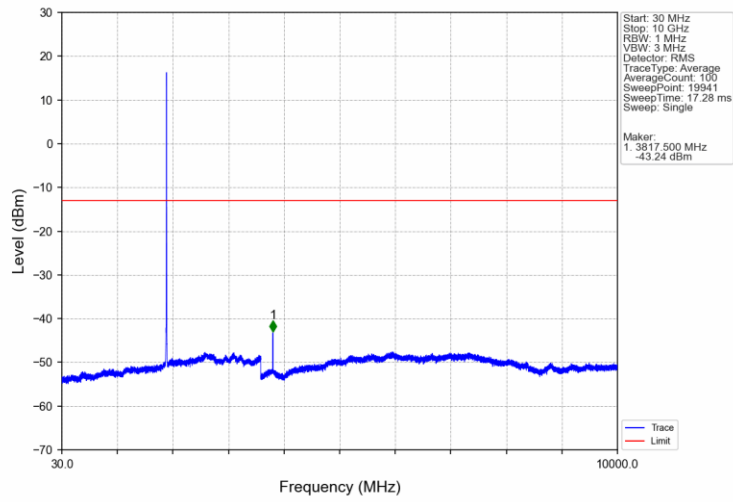
Band2\_RMC\_HCH\_1907.6MHz\_12.2kbps\_RMC\_NTNV



Band2\_RMC\_HCH\_1907.6MHz\_12.2kbps\_RMC\_NTNV

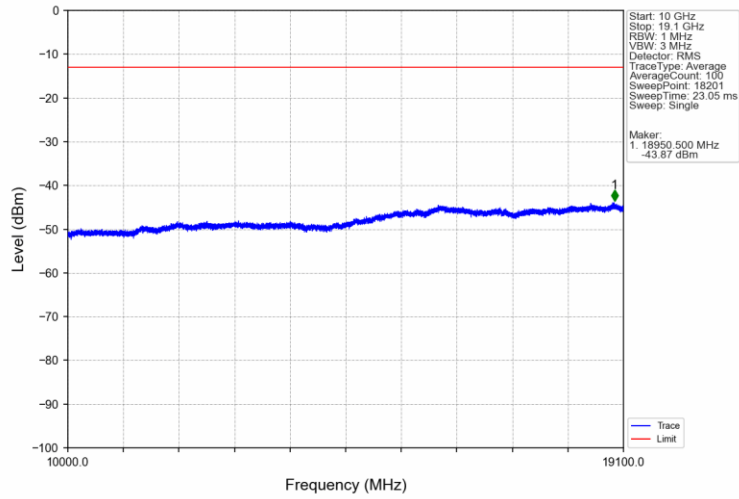


Band2\_RMC\_HCH\_1907.6MHz\_12.2kbps\_RMC\_NTNV

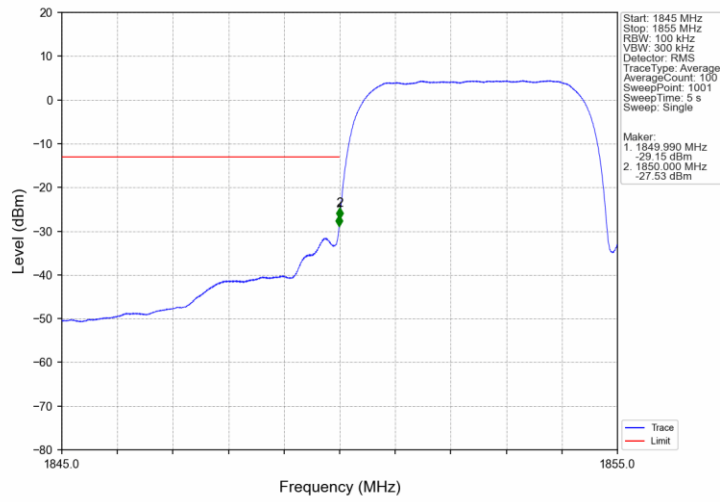




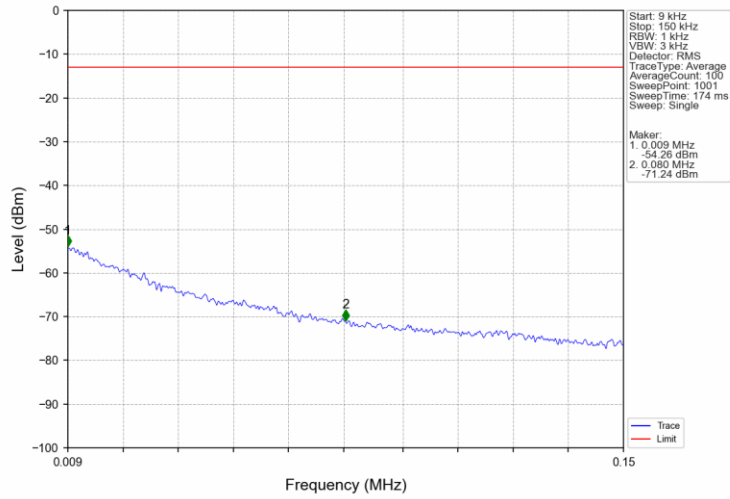
Band2\_RMC\_HCH\_1907.6MHz\_12.2kbps\_RMC\_NTNV



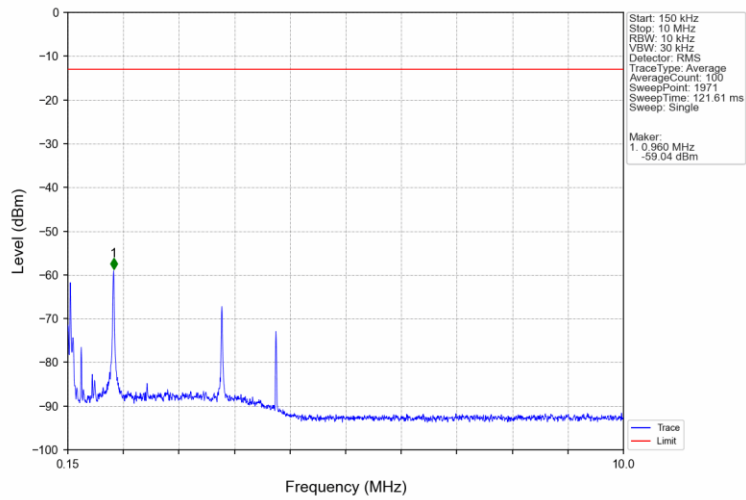
Band2\_HSDPA\_LCH\_1852.4MHz\_Subtest 1\_NTNV



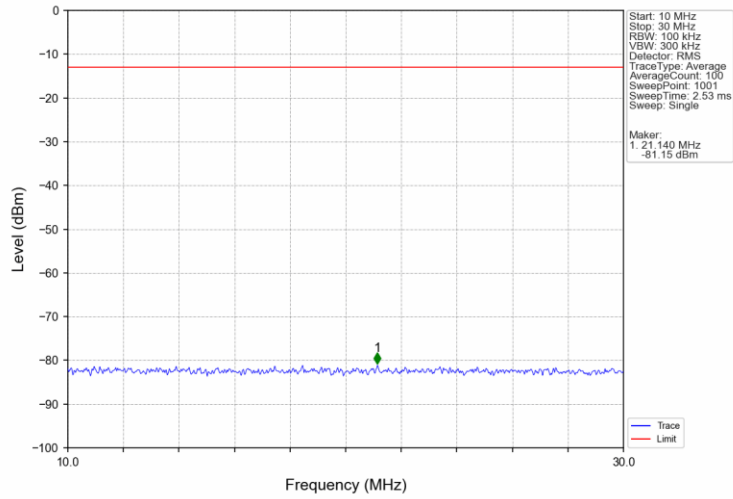
Band2\_HSDPA\_LCH\_1852.4MHz\_Subtest 1\_NTNV



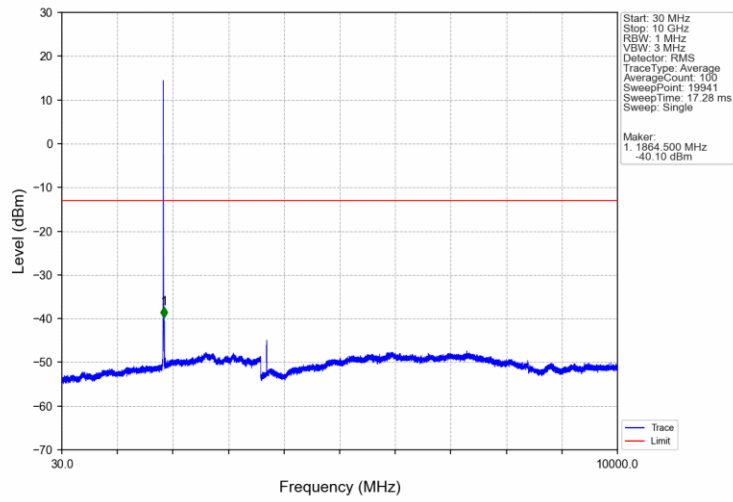
Band2\_HSDPA\_LCH\_1852.4MHz\_Subtest 1\_NTNV



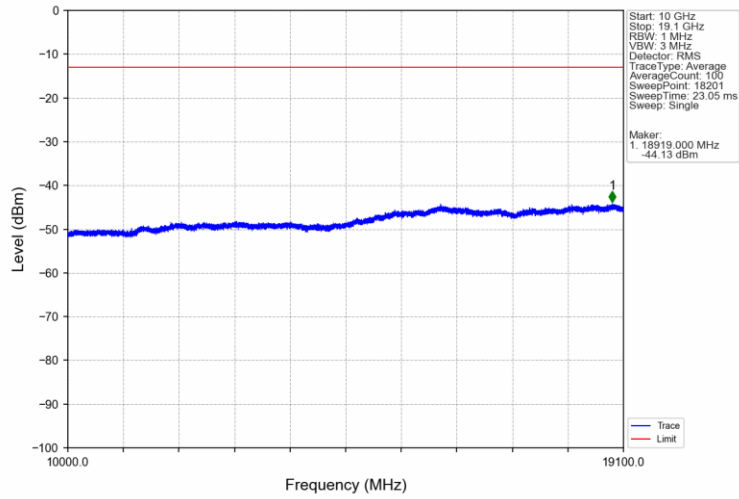
Band2\_HSDPA\_LCH\_1852.4MHz\_Subtest 1\_NTNV



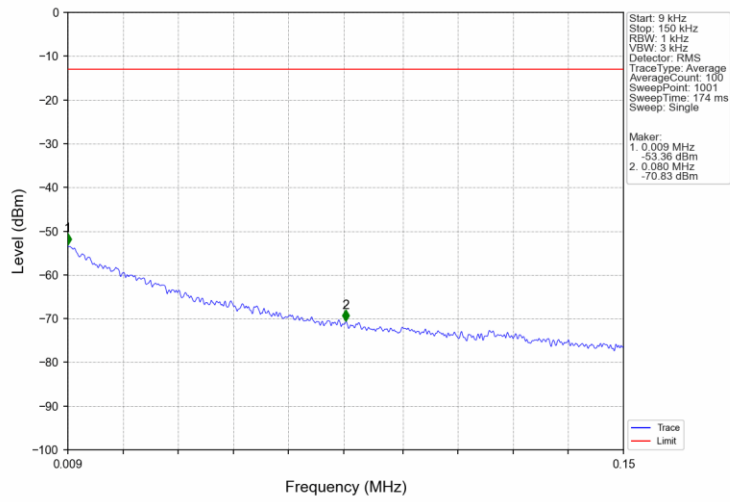
Band2\_HSDPA\_LCH\_1852.4MHz\_Subtest 1\_NTNV



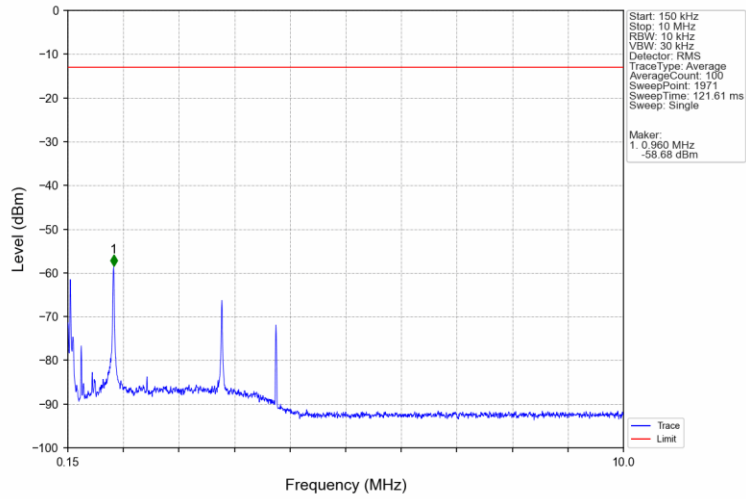
Band2\_HSDPA\_LCH\_1852.4MHz\_Subtest\_1\_NTNV



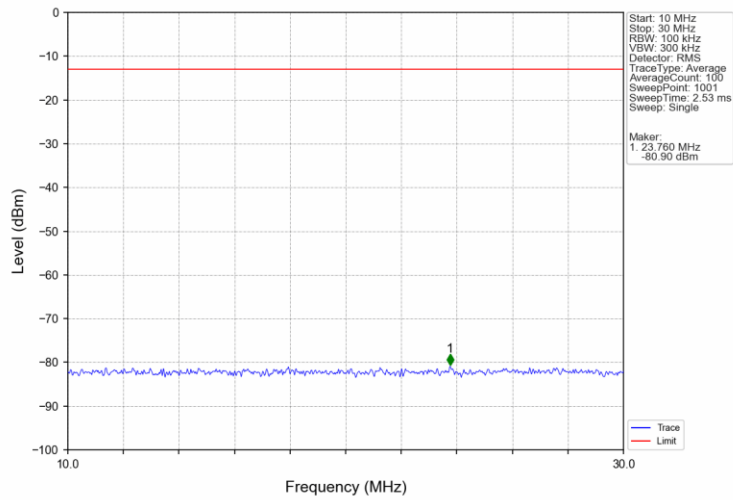
Band2\_HSDPA\_MCH\_1880MHz\_Subtest\_1\_NTNV



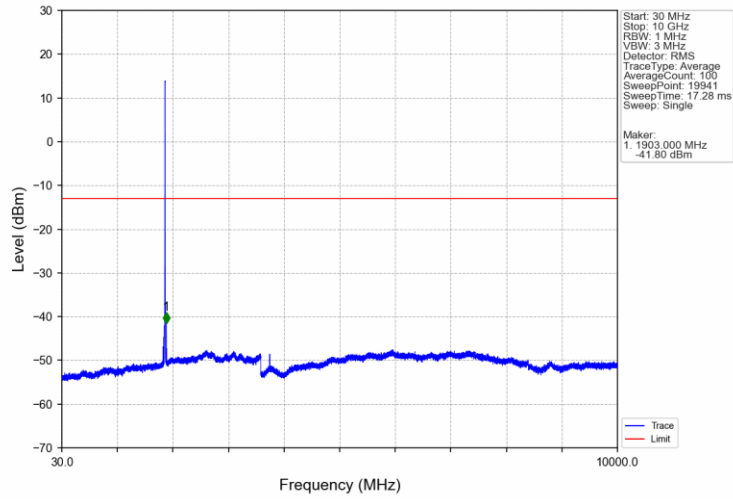
Band2\_HSDPA\_MCH\_1880MHz\_Subtest 1\_NTNV



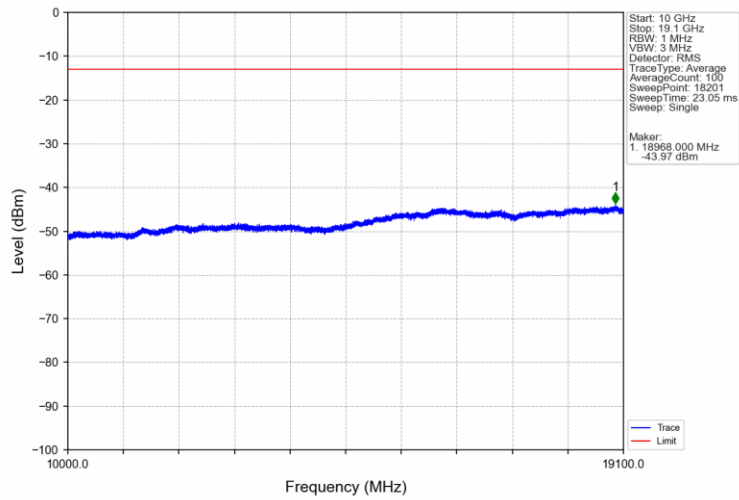
Band2\_HSDPA\_MCH\_1880MHz\_Subtest 1\_NTNV



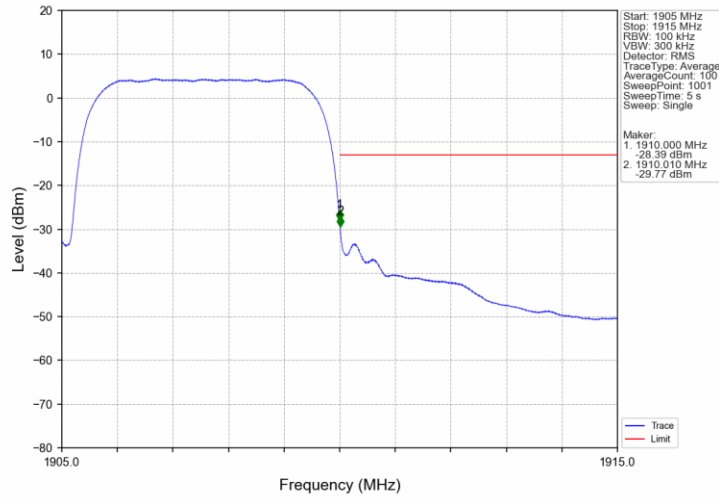
Band2\_HSDPA\_MCH\_1880MHz\_Subtest 1\_NTNV



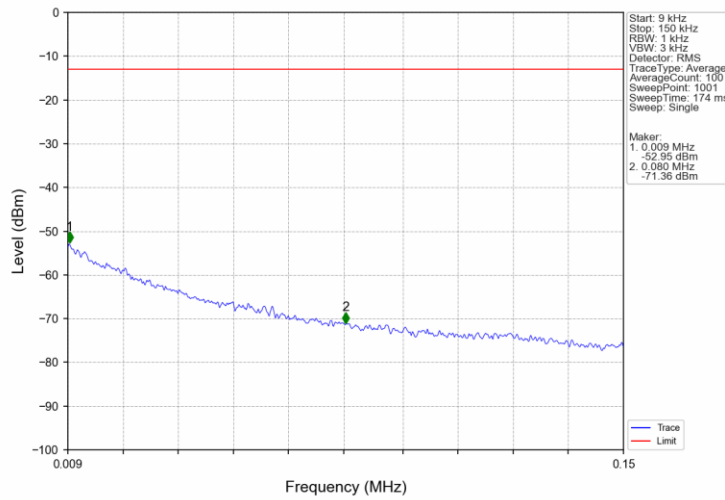
Band2\_HSDPA\_MCH\_1880MHz\_Subtest 1\_NTNV



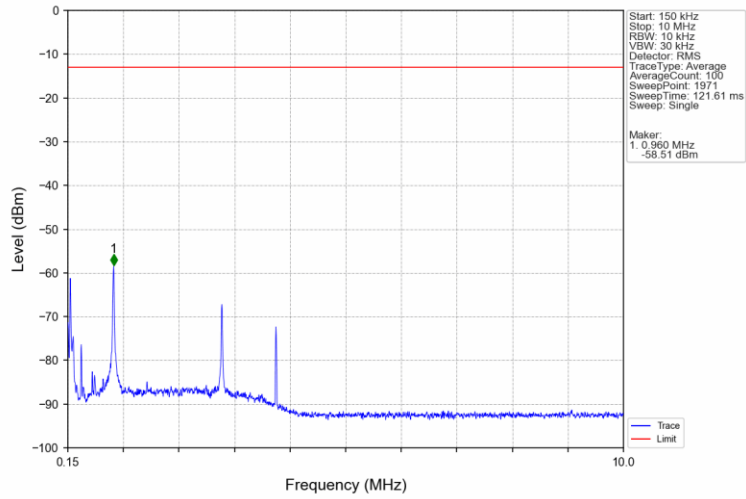
Band2\_HSDPA\_HCH\_1907.6MHz\_Subtest\_1\_NTNV



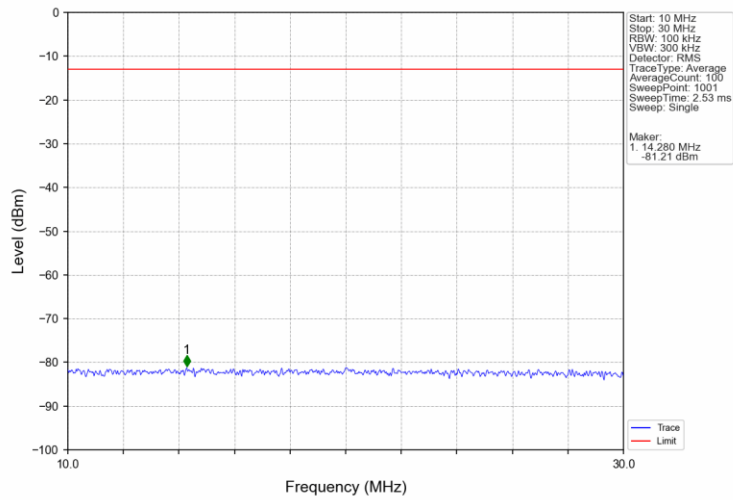
Band2\_HSDPA\_HCH\_1907.6MHz\_Subtest\_1\_NTNV



Band2\_HSDPA\_HCH\_1907.6MHz\_Subtest\_1\_NTNV

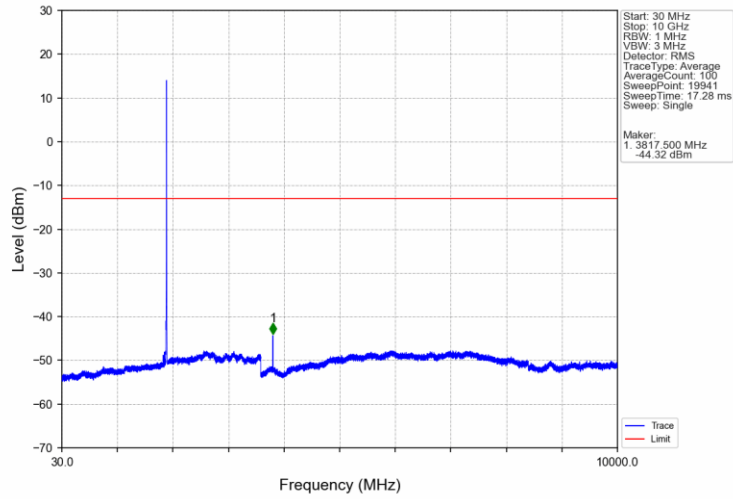


Band2\_HSDPA\_HCH\_1907.6MHz\_Subtest\_1\_NTNV

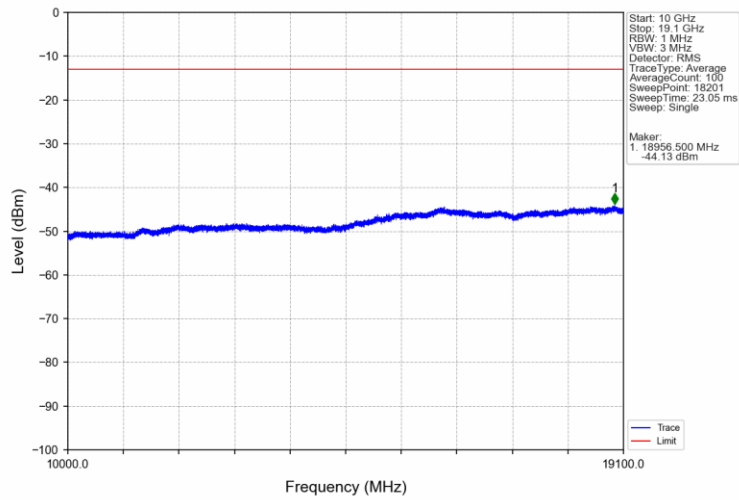




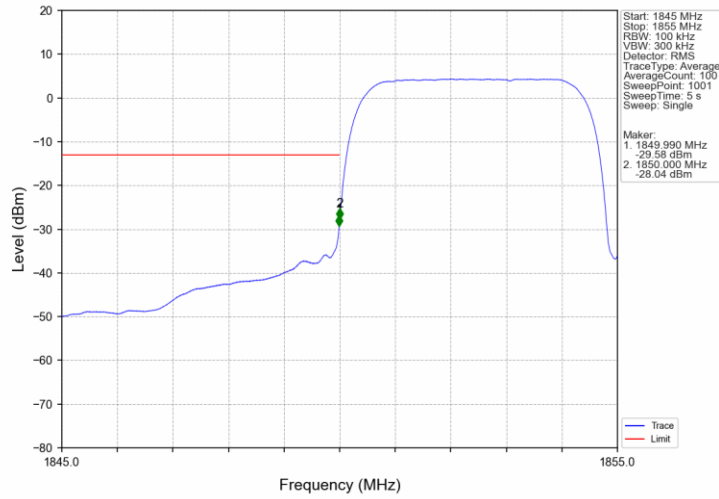
Band2\_HSDPA\_HCH\_1907.6MHz\_Subtest\_1\_NTNV



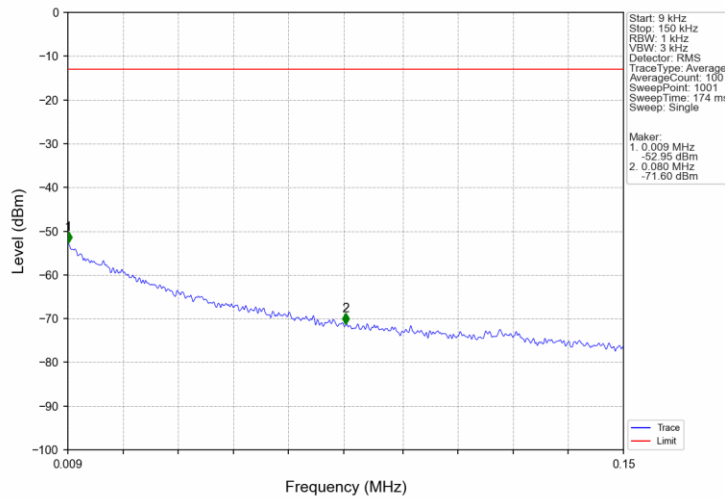
Band2\_HSDPA\_HCH\_1907.6MHz\_Subtest\_1\_NTNV



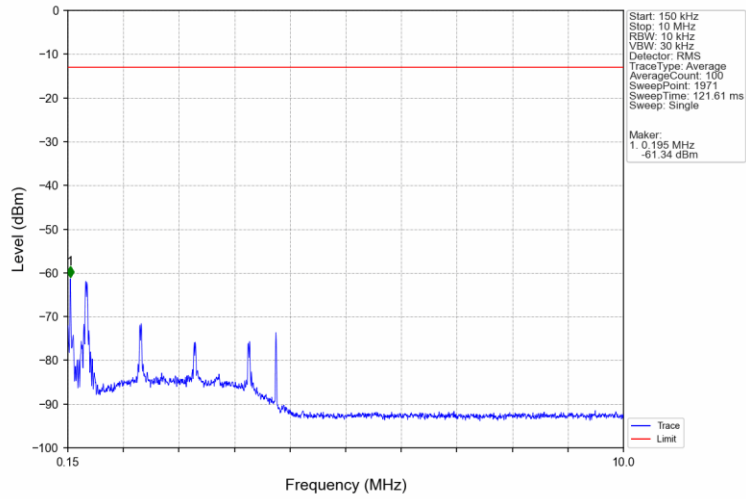
Band2 HSUPA LCH 1852.4MHz Subtest 1 NTV



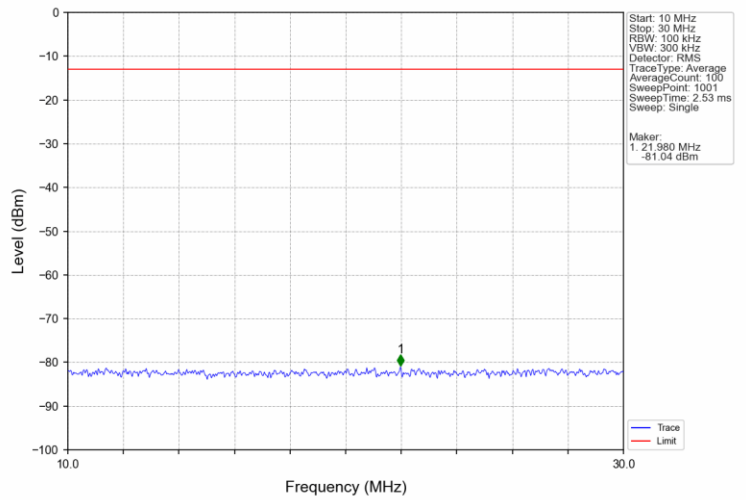
Band2 HSUPA LCH 1852.4MHz Subtest 1 NTV



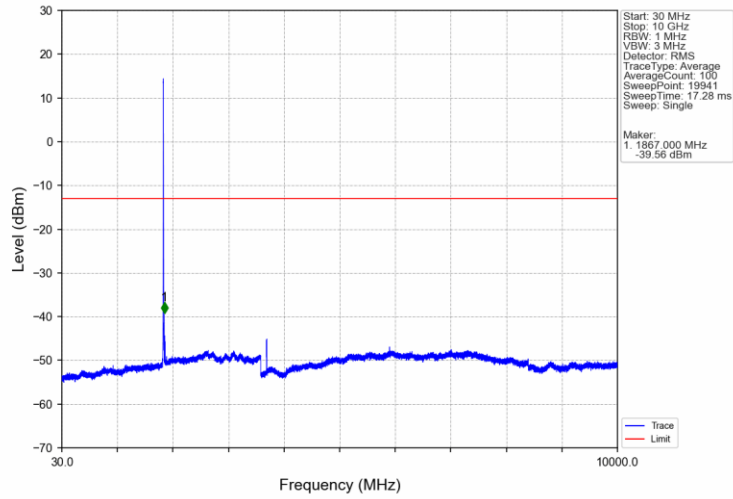
Band2 HSUPA LCH 1852.4MHz Subtest 1 NTV



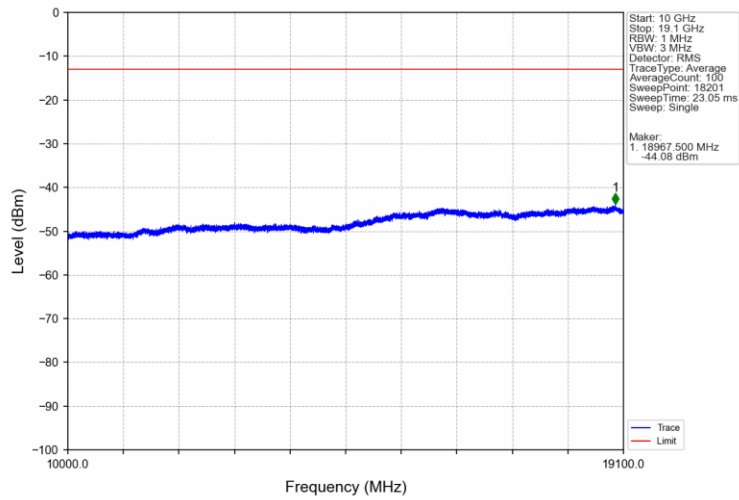
Band2 HSUPA LCH 1852.4MHz Subtest 1 NTV



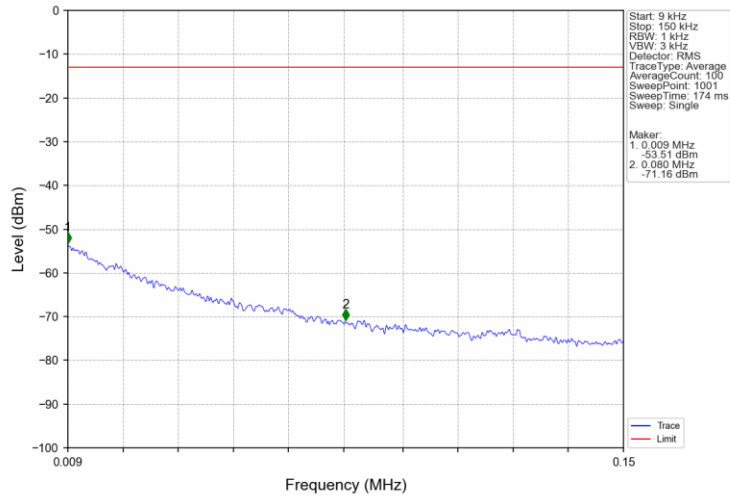
Band2 HSUPA LCH 1852.4MHz Subtest 1 NTV



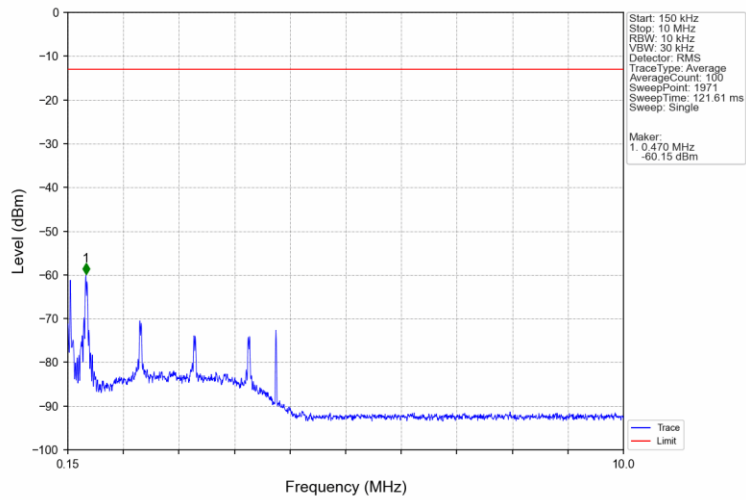
Band2 HSUPA LCH 1852.4MHz Subtest 1 NTV



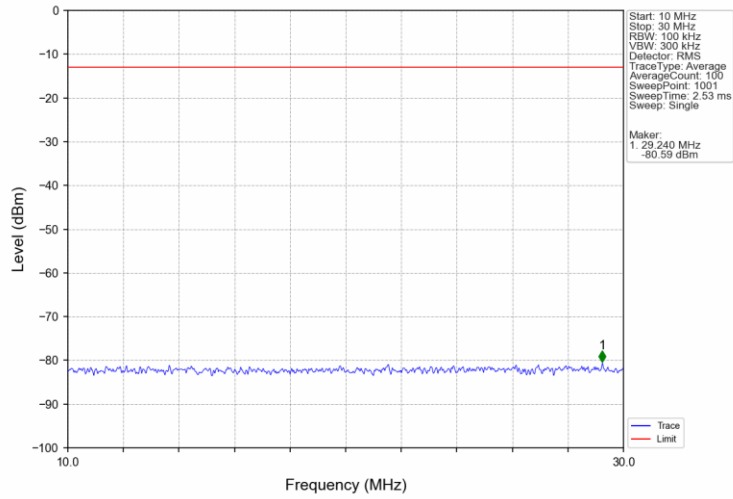
Band2\_HSUPA\_MCH\_1880MHz\_Subtest 1\_NTNV



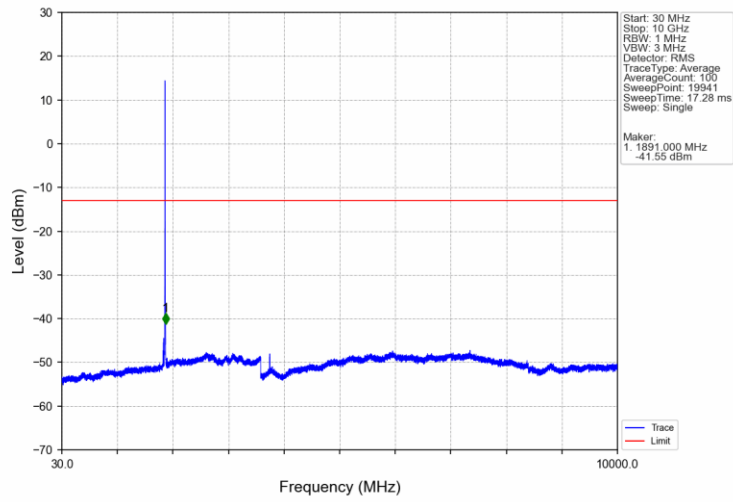
Band2\_HSUPA\_MCH\_1880MHz\_Subtest 1\_NTNV



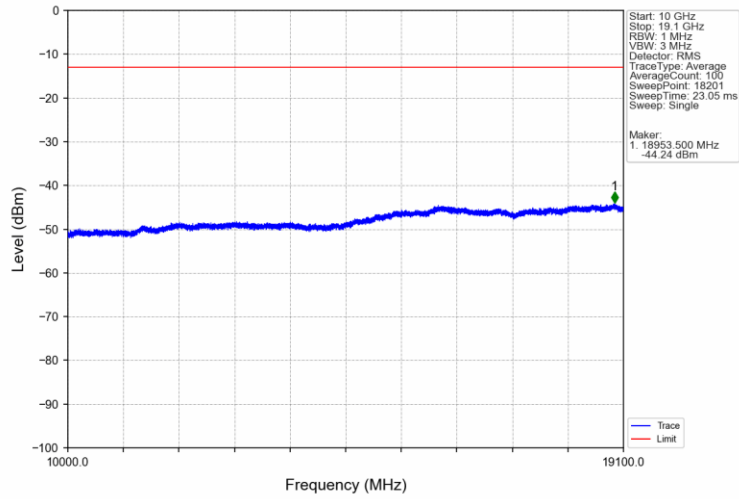
Band2\_HSUPA\_MCH\_1880MHz\_Subtest 1\_NTNV



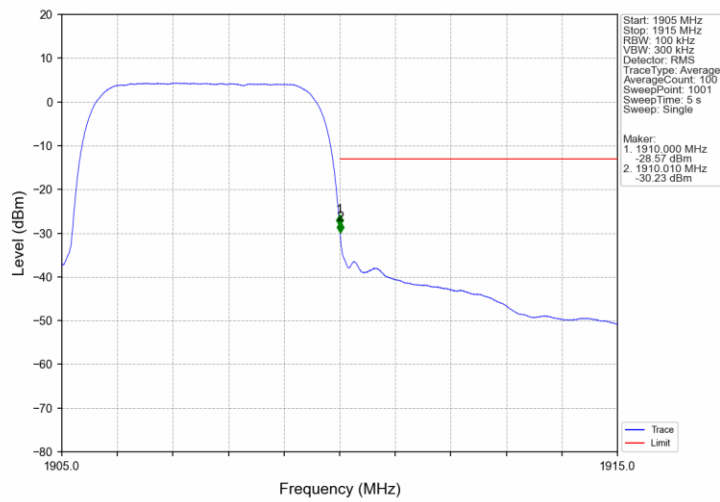
Band2\_HSUPA\_MCH\_1880MHz\_Subtest 1\_NTNV



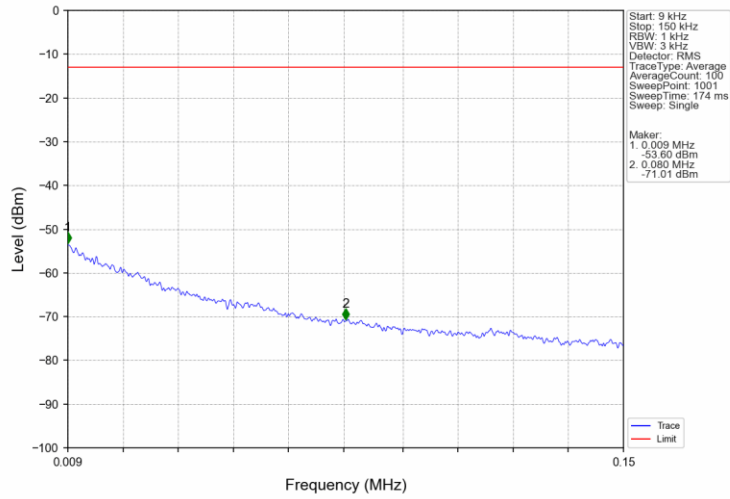
Band2\_HSUPA\_MCH\_1880MHz\_Subtest 1\_NTNV



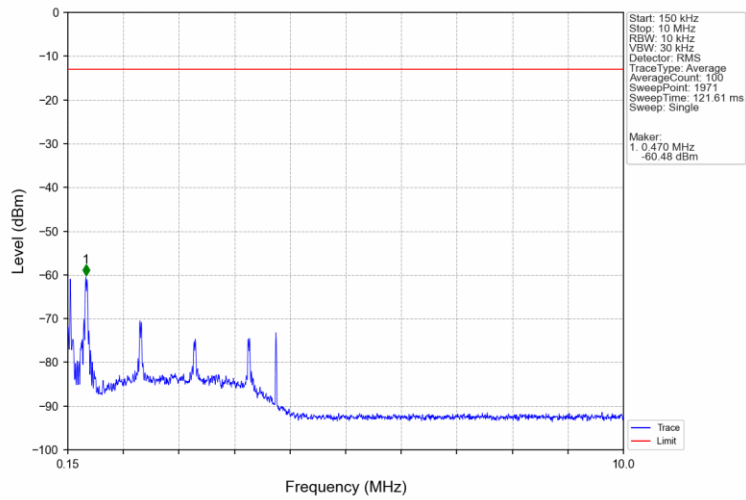
Band2\_HSUPA\_HCH\_1907.6MHz\_Subtest 1\_NTNV



Band2 HSUPA HCH 1907.6MHz Subtest 1 NTV

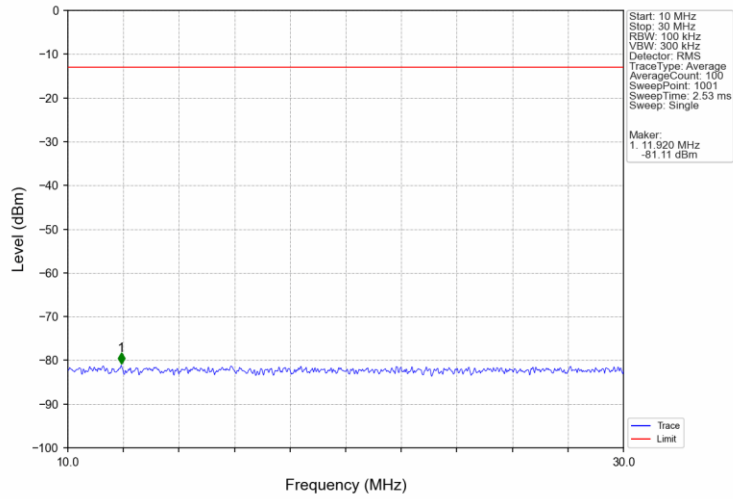


Band2 HSUPA HCH 1907.6MHz Subtest 1 NTV

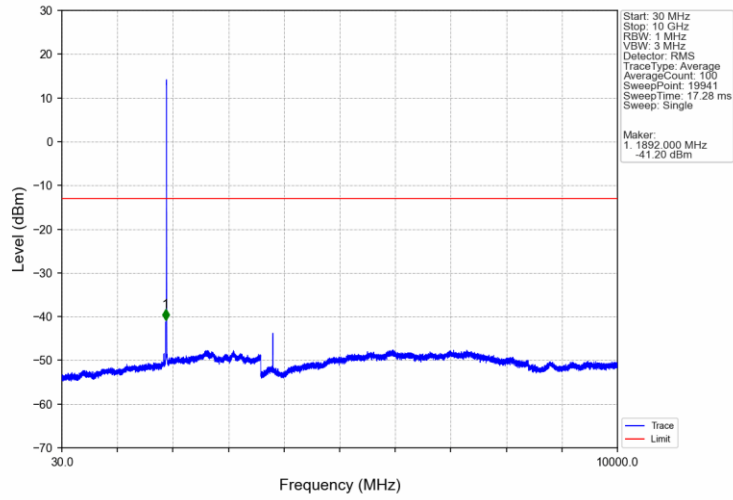




Band2 HSUPA HCH 1907.6MHz Subtest 1 NTV

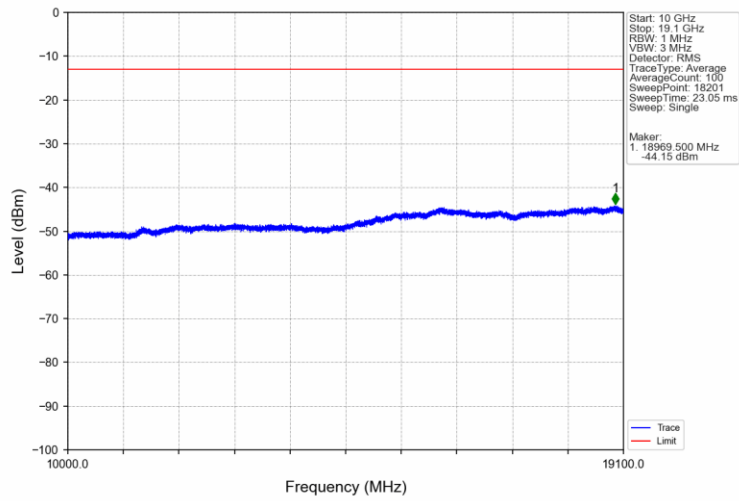


Band2 HSUPA HCH 1907.6MHz Subtest 1 NTV





Band2 HSUPA HCH 1907.6MHz Subtest 1 NTV



\*\*\*\*\* End of Report \*\*\*\*\*