



IU

Instant Bidirectional Translating Device Instruction manual

Version 2.0.0

"If you talk to a man in a language he understands, that goes to his head. If you talk to him in his language, that goes to his heart." - Nelson Mandela

About "IU" :

This is the world's smallest Bluetooth speaker combined with bidirectional interpreting module. "IU" supports simultaneous interpretation for 20 most-use languages for the current version, with Bluetooth 4.0 wireless technology, it enables you to connect to Smartphone, iPad, portable handheld devices within 10 meters. You can communicate with local people with your own language, play music or answer phone calls. This mini device will be a great companion when travel or business trip. The world and you are just an "IU" away, it is the perfect timing to plan a journey with "IU". Let's go now.

Product Feature:

- The world's smallest Bluetooth language interpreting device.
- Support 20 Languages and more to be updated
Arabic/ChineseTrad./Cantonese/Danish/English/French/German/Greek/Hindi/Indonesian/Italian/Japanese/Korean/Portuguese/ Russian/Spanish/ Swedish/Thai/Turkish/Vietnamese
- Support Bluetooth 4.0 wireless technology standard.
- Friendly UI design, easy to use
- Support music playing and phone call answering
- Offline translation will be available in 2018
- Support iOS and android (android 4.3 ~ iOS 10.0 and up)
- Charge with Micro USB.

Getting Started:

To use "IU", please follow these simple steps:

1. Prior to using "IU", it is recommendable to charge the battery fully for the first time.
2. Use the micro USB cable to connect "IU" to any computer or AC adaptor with USB port.
Charging time is approx 1.5 hours. After completion of charge, please remove the cable from "IU".
3. Make sure "IU" and your Bluetooth-enabled device such as your smartphone or tablet, PC no more than 10 meters away for the initial pairing process.
4. Once paired, ensure your "IU" and your Bluetooth-enabled device is always within a 10-meter Bluetooth sensing distance. (Obstruction could cause shorter sensing distance.)
5. Before using "IU", please install accompanying "IU" App via the QR Code as shown on the package or search "IU-the simultaneous interpreting assistant" in Google Play or iTunes Store. (iOS version 7.0, android version 4.3 or above.)

Charging:

1. Charge time: Normal full charge time is around 1.5 hrs.
2. Plug in the Micro USB cable to the Micro USB port on the back of the "IU". And connect the cable to your 5V /0.5A charging adapter or PC.
3. Charge indication: When the charge is processing, the charging indicator light will be red.
When the charge is completed, the charging indicator will turn off.
4. The charging mode will be auto shutdown when it is full charged to protect the device.

Pairing:

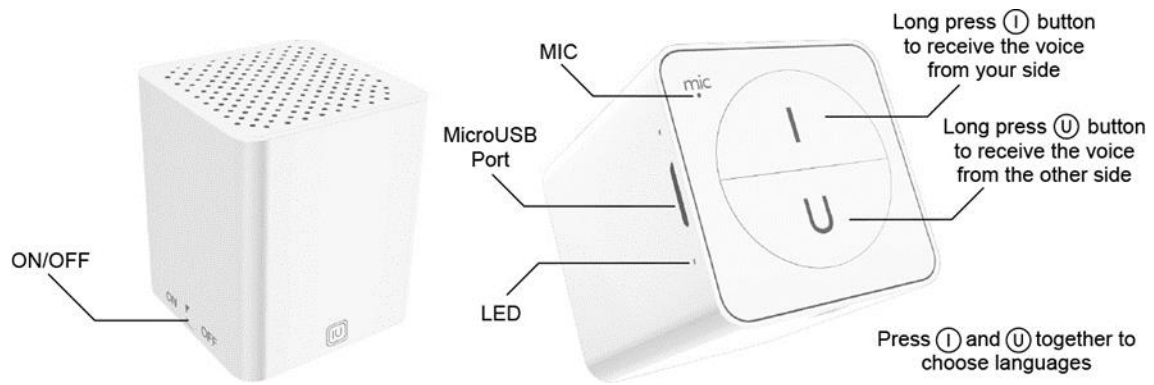
1. Prior to using "IU" every time, you must pair it with a Bluetooth-enabled device eg. your smartphone, iPad, iPhone etc.
2. Connect to "IU" by following the pairing method specific to your device, "IU" should be shown on your Bluetooth device list at your intended connected device.
3. Once paired, there will be the prompt tone "Bluetooth connected successful" and the blue LED indicator will turn to flash alternately slowly.

Register your IU:

Please follow the steps below to register your "IU". This is the required procedure to use "IU"

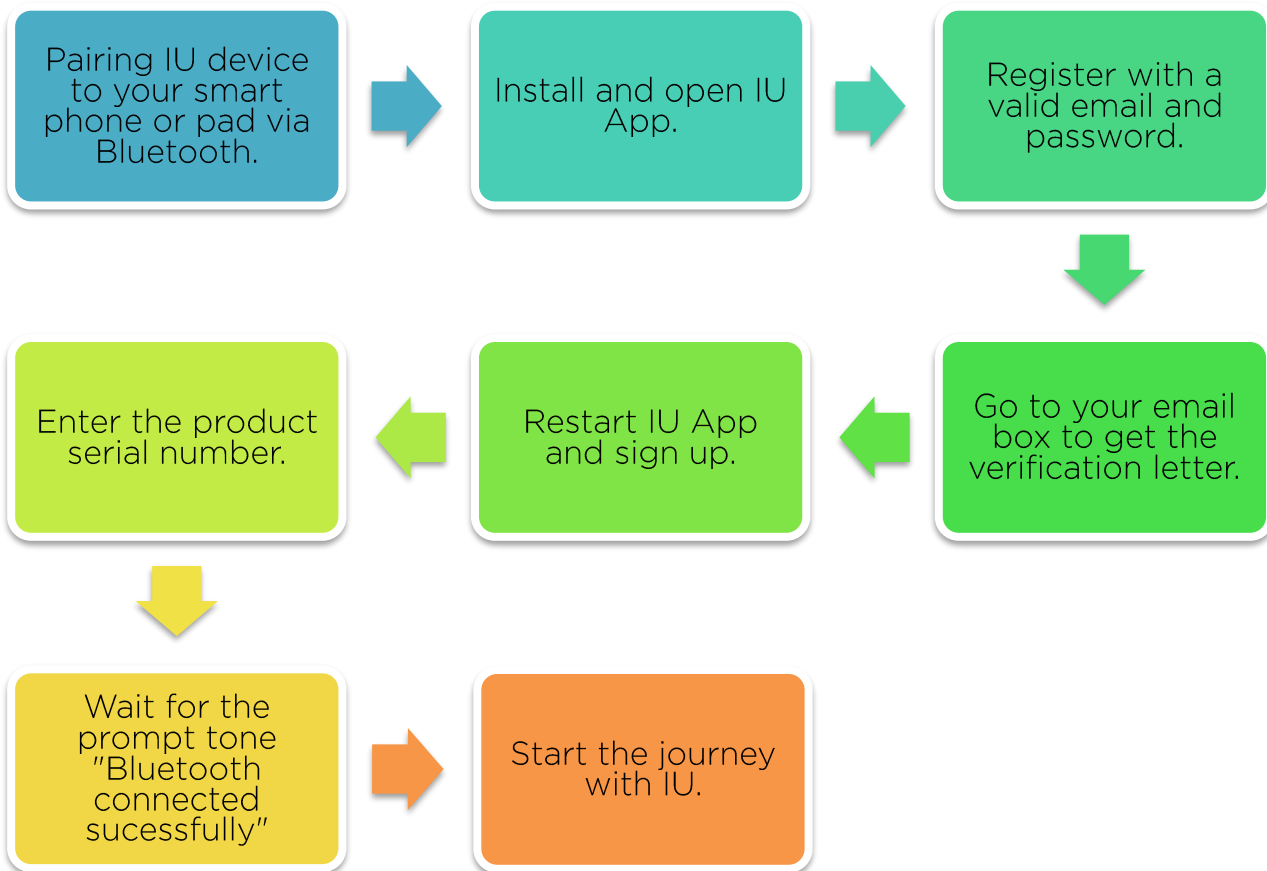
1. The product serial number is listed on the warranty card after the word "SN".
2. Please go to your email to get "IU" message and confirm your email address is valid.
3. After confirmation, please go back to "IU" App to log in your account for the first time use.
4. One product serial number is only available to one email. If you want to change the email, please annul the current account first, then register a new email with the previous product serial number.

How to use:



1. Turn on "IU" , it will link to your phone or pad via Bluetooth automatically, there will be a prompt tone when it's done.
2. Activate "IU"APP (need to sign is in the first time), there will be a prompt tone "Bluetooth connect successful" in few seconds. Then you can start the journey with "IU"!
3. **I** button is to receive the voice from your side, long press it, when you hear the prompt tone, wait for one second then start to speak, release **I** button when you finish the word/sentence. "IU" will process the translation with the chosen language automatically.
4. **U** button is to receive the voice from the other side, operate it with the same process as **I** button.
5. Press **I** and **U** together until hearing the prompt tone "Please choose language", say the name of two languages you want to interpret, eg. "English to Chinese". If "IU" can't recognize your command, there will be a prompt tone "Can't identify the languages you choose", please try again and say the command a little bit slower.
6. You can only adjust the volume via the volume control on your Bluetooth-enabled device when using "IU".
7. Press **I** or **U** button to answer a phone call; press again to hang up the call.
8. When playing music via "IU", it will pause the music if there is an incoming call and resume playback after hanging up.
9. "IU" will activate power saving mode automatically if there's no ongoing operation for 5 minutes, press I or U button till there's a prompt tone to wake "IU" up.






Use IU for the first time



Caution:

- Due to the restrictions of iOS system, please keep turning on your iphone/ipad's screen and stay in the function page of "IU" App. Android APP can be executed in the background (turn off the screen, do not close APP).
- The specification and network speed of your Bluetooth enabled device will affect the speed to translate.
- Translate with a single sentence is suggested, a sentence that is too long will affect the result and accuracy of translation.

“IU” App:

1. Tap the language below **I** or **U** button to open the language list, choose the language you want to translate. The default languages are Chinese, English, Japanese and Korean.
2. You can't use “IU” App separately without connecting “IU” device.
3. Please use “IU” device to process the translation with voice command. You can use  icon to edit the word/sentence you want to translate.
4. If you want to translate the same word/sentence with the language which is different from the first time you use, just choose the language you prefer from the language list, tap  icon to confirm the text, IU will translate again with the different language.
5. Use  icon to send the improved translation if it's not correct or idiomatic.
6. Use  icon to go to language setting page, you can tap the language you don't need to move it from default language, or tap the language you prefer to move it into default language from language list.
7. Use  icon to review the tutorial of IU App.

Safety Cautions & Maintenance:

1. Heed all warnings; follow all instructions
2. “IU” should not be exposed to dripping or splashing and no objects filled with liquids, such as vases, should be placed near “IU”.
3. No naked flames sources, such as candles, should be placed near “IU”.
4. Press the control buttons gently. Pressing them too hard can damage “IU”.
5. Do not use “IU” in an extremely dry environment, as this can lead to static discharge which can damage “IU”.
6. Avoid exposing “IU” to temperatures above 35 degrees; keep it out of direct sunlight.
7. “IU” has no user-serviceable parts. Do not attempt to repair this “IU” yourself. Only qualified service personnel should perform servicing.
8. Do not drop the Appliance. This may result in damage to your “IU”.
9. If the unit is affected by a strong electromagnetic field or by other interference, turn off and on to reset “IU” and it will return to normal operation.
10. The battery of “IU” is not user-replaceable.

Trouble Shooting:

Symptom	Possible problem and solution
Trouble pairing device with BTC06	<p>Check if “IU” is powered on and in pairing mode</p> <p>Check if “IU” is paired to another device. Turn them off to allow your connection to “IU” and then repeat the pairing function.</p>
Sound is distorted output power is low	<p>Check if the distance between “IU” and your Bluetooth device is within its 10-meter working range, check that there are no shielding or electromagnetic obstacles blocking the Bluetooth communication and check that the unit is fully charged.</p>

“IU” Specifications:

Standard	Bluetooth® v4.0, Class 2, 10M
Support Profiles	Audio Video Remote Control Profile(AVRCP)
MIC Size	W*L*H 2.24,,*3.76mm*1.1mm -42dB 1.8W
System standby power consumption	<30uA
USB interface	Micro USB cable for charger
Environmental Range:	<p>Operating temperature:-10 ~ +50°C</p> <p>Humidity: Relative humidity 0 ~ 80%</p>
Power Source	Li battery 300mA
Charger Power Source	With USB +5V source for charger Li battery.
Operating Time	About 3 hours (middle volume)
Charging Time	1.5 hours

LED Guide:

Red LED light	During the recharging of the battery, red LED light
----------------------	---

	will turn on. When the speaker is fully charged, the red LED light will be off.
Blue LED light	The blue LED light flash quickly is ready for pairing, Once paired the blue LED light will flash slowly. When disconnect the blue LED light flash quickly

Package Contents:

"IU" Simultaneous interpreting device	x1
Micro USB Cable	x1
Black Lanyard with Badge Reel	x1
Instruction Manual	x1
Warranty Card	X1

Warranty Provision:

ITG Taiwan warrants that the **IU** device will be free from defects in materials and workmanship for a period of one (1) year from the date of the product serial number was been activated. If the product proves defective during the warranty period, ITG Taiwan, at its option, will:

- (1) repair the product by means of email support or depot service at reasonable charge for parts or labor,
- (2) replace the product with a comparable product which may be new or refurbished or,
- (3) refund the amount paid for the product, less a reasonable allowance for usage, upon its return.

ITG Taiwan recommends the Customer first utilize support materials shipped with the product, product diagnostics, information contained on the Web, and email support. If unsuccessful, to obtain service under this warranty the Customer must notify ITG Taiwan Customer Support vial email or its authorized service representative of the defect before the expiration of the warranty period.

Customers will provide appropriate assistance to Customer Support personnel to resolve issues.

Please visit https://i-u.com.tw/en/notification/IUGlobal_Warranty_Terms_and_Conditions.pdf for details.

Regulatory Notices:



Federal Communication Commission Interference Statement

This equipment has been tested and found to comply with the limits for a Class B digital device, pursuant to Part 15 of the FCC Rules. These limits are designed to provide reasonable protection against harmful interference in a residential installation.

This equipment generates, uses and can radiate radio frequency energy and, if not installed and used in accordance with the instructions, may cause harmful interference to radio communications. However, there is no guarantee that interference will not occur in a particular installation. If this equipment does cause harmful interference to radio or television reception, which can be determined by turning the equipment off and on, the user is encouraged to try to correct the interference by one of the following measures:

- Reorient or relocate the receiving antenna.
- Increase the separation between the equipment and receiver.
- Connect the equipment into an outlet on a circuit different from that to which the receiver is connected.
- Consult the dealer or an experienced radio/TV technician for help.

FCC Caution: To assure continued compliance, any changes or modifications not expressly approved by the party responsible for compliance could void the user's authority to operate this equipment. (Example - use only shielded interface cables when connecting to computer or peripheral devices).

FCC Radiation Exposure Statement

This equipment complies with FCC RF radiation exposure limits set forth for an uncontrolled environment. This equipment should be installed and operated with a minimum distance of 0.5 centimeters between the radiator and your body.

This transmitter must not be co-located or operating in conjunction with any other antenna or transmitter.

The antennas used for this transmitter must be installed to provide a separation distance of at least 0.5 cm from all persons and must not be co-located or operating in conjunction with any other antenna or transmitter.

Model: IU-BT001WH

FCC ID : 2AOEKIUBT001WH

THIS DEVICE COMPLIES WITH PART 15 OF THE FCC RULES.
OPERATION IS SUBJECT TO THE FOLLOWING TWO
CONDITIONS: (1) THIS DEVICE MAY NOT CAUSE HARMFUL
INTERFERENCE AND
(2) THIS DEVICE MUST ACCEPT ANY INTERFERENCE
RECEIVED, INCLUDING INTERFERENCE THAT MAY CAUSE
UNDESIRE OPERATION.

Made in China

Brand Name: IU



塞席爾商艾特科技有限公司台灣分公司
INTELLIGENT GROUP LTD.,TAIWAN BRANCH

IU Global Customer Support Centre:

TEL: +886-2-27997711

e-mail: service@i-u.com.tw

Please visit www.i-u.com.tw for latest news and update.