封底　　封面

中文

感谢您购买了HiBy推出的便携高清无损音乐播放器M300。

为了让M300给您带来更好的体验，这份说明书将介绍M300的功能和使用方法，希望让您更了解M300,使用得更够快。M300是一款高性能、高保真的数字音频播放器，能支持DSD、DXD、WAV、FLAC、ALAC、APE、WMA无损/有损、AIFF、AAC、MP3、OGG、Vorbis等多种无损/有损音乐格式。

1

机器按键与接口

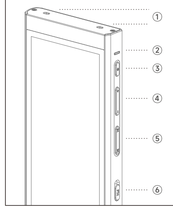

2

3

触摸控制，屏幕为4''TFT多点触摸屏，分辨率640*1280;

①. 麦克风x2;
②. LED 采样率状态灯:
会根据机器不同状态变更颜色:
无灯--待机
红色--充电
淡蓝色--工作状态
③. 电源键：长按开关机，短按关闭屏幕;
④. 音量加减;
⑤. 播放/暂停+下一曲;
⑥. 多功能按键:
⑦. Micro Sd卡槽, Micro SD支持最大2TB;
⑧. 挂绳口;
⑨. 3.5mm耳机口，支持美规麦克风输入;
⑩. TYPE-C接口：支持充电，USB DAC OUT;
⑪. 扬声器。

4

操作系统
M300内置安卓13系统，与日常安卓系统手机操作系统一致，可随意安装第三方APP使;
1. 音乐播放APP
内置海贝音乐APP专业版，专为HiFi设计的音乐播放器，功能强大简单易用;
2. 应用市场
内置酷安应用市场，可以搜索下载任何APP;
3.本机带震动马达反馈功能

USB DAC OUT数字转盘
通过USB口，使用M300外接解码放大器，相关线材可以通过官方店铺购买，店铺信息可以查阅本册最后官方店铺链接。

5

文件传输
数据线连接机器与电脑，连接成功后，USB模式选择"文件传输"。

无线连接
1. 支持蓝牙5.0;
2. WiFi支持双频2.4G/5G，日常使用外，亦可以通过海贝音乐APP，进行WiFi传歌、使用WiFi下的HiByLink、使用私有云DLNA/局域网等。

固件升级
1. 连接WiFi进行升级;
2. 系统会自动检测版本，如果检测到更新版本的固件，将在状态栏提示更新;
3. 也可在系统设置中检测并更新系统。

6

特殊辅助功能
硬件复位/强制重启，长按电源键10s以上。

注意事项

- 不可擅自维修，拆卸和相产品放在有水的地方。
- 当长期没有使用本产品时，需要定期把产品充电，以保证电池寿命。
- 使配电过过高的充电器充电可能会损坏机器，请选择推荐使用的充电器进行充电。

电池使用注意事项

- 在室有危害易燃不当会有爆炸危险。
- 只能用同样类型或等效类型的电池来更换。
- 电池（电池包或组合电池）不得暴露在诸如日照、火烤或类似过热环境中。
- 消费者若使用电源适配器供电，则应购买配套使用获得CCC认证并满足标准要求的电源适配器。

7

星海贝 官方直营店
天猫Tmall
www.xinghaibei.tmall.com

想知道我们更多产品信息？

WeChat
微信公众号

Weibo
微博

全国售后
服务热线：400-8820-126
官方网址：www.hiby.com
电子邮箱：service@hiby.com
售后地址：广东东莞市南城区新基地产业园G座负一层101，102
制造商：东莞市敏动电子科技有限公司
生产地址：广东东莞市南城街道宏伟三路39号联景大厦12楼

8

9

ENGLISH

Thank you for purchasing HiBy's new M300. It is a high performance, high fidelity digital audio player supporting various hi-res formats such as DSD, DXD, WAV, FLAC, ALAC, APE, WMA lossless, as well as other common formats such as MP3. To help you get the best out of the M300, this user guide has been compiled to introduce you to the features and how to use them. Please read thoroughly in the first days of ownership.

10

BUTTONS AND PORTS

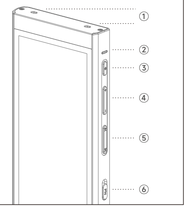

11

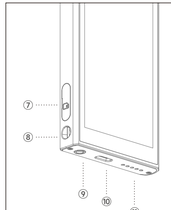

12

Touchscreen controlled with 4' multi-touch TFT of 640x1280 resolution.

① Microphone x2;
② LED status indicator ,changes colour depending on status:
off--standby
red--charging
pale blue--running
③ Power button: hold to turn device on/off, tap to turn lock / wake;
④ Volume buttons;
⑤ Play/Pause, next track;
⑥ Multi-function button;
⑦ Micro SD card slot supporting up to 2TB;
⑧ Lanyard lug;
⑨ 3.5mm earphone port, supporting mic input(US standard);
⑩ Type-C port, supporting charging and USB DAC output;
⑪ Loudspeaker.

13

Operating system
The M300 runs Android 13, and operates in the same way as a modern Android smartphone. You may free install apps on it in the usual manner.

1. Music player app
Player is preloaded with professional version of HiByMusic app, a music player designed from the ground up for music enthusiasts with powerful yet easy to use features.
2. Play store
Google Play store is preinstalled;
3. Supports radio FM function;
4. Taptic Engine produces vibration and haptic feedback functions.

USB audio output
The M300 may be connected to external DACs and amplifiers via the USB port.
Relevant cabling are available at **store.hiby.com .**

14

File transfer
Connect the bunded USB cable between the M300 and the computer, then choose the File Transfer USB mode on the M300.

Wireless connections
1.Supports Bluetooth 5.0;
2.2.4GHz and 5GHz WiFi supported for streaming music, internet usage etc., and also music transfer, HiByLink remote control, and DLNA / LAN music connection using the HiByMusic app.

Firmware upgrade
1.Connect to WiFi for updates;
2.System will detect and prompt availability of new versions automatically under notification shade;
3.Manual check for updates also available under system settings.

15

Other functions
Hold the power button for over 10 seconds to reset / reboot the player.

For further in-depth operation instructions, please visit (URL) or scan the following QR code:

E-label: Setting-System-Cerificate

16

International official website
http://store.hiby.com
Global after-sales service
Please contact us at service@hiby.com or directly contact the store you purchased from.

Facebook　Twitter X　Instagram

17

FCC WARNING

This device complies with Part 15 of the FCC Rules.Operation is subject tothe following two conditions:
①this device may not cause harmful interference, and
②this device must accept any interference received, including interferencethat may cause undesired operation.
changes or modifications not expressly approved by the party responsible forcompliance could void the user's authority to operate the equipment.
NOTE: This equipment has been tested and found to comply with the limits fora Class B digital device, pursuant to Part 15 of the FCC Rules. These limitsare designed to provide reasonable protection against harmful interference in aresidential installation. This equipment generatesuses and can radiate radiofrequency energy and, if not installed and used in accordance with theinstructions,may cause harmful interference to radio communications.However,there is no guarantee that interference will not occur in a particularinstallation.
If this equipment does cause harmful interference to radio or televisionreception, which can be determined by turning the equipment off and on, theuser is encouraged to try to correct the interference by one or more of thefollowing measures:
– Reorient or relocate the receiving antenna – Increase the separation between the equipment and receiver.
– Connect the equipment into an outlet on a circuit different from that to whichthe receiver is connected.
– Consult the dealer or an experienced radio/TV technician for help.
FCC Radiation Exposure Statement:
The device has been evaluated to meet general RF exposure requirement.
The device can be used in portable exposure condition without restriction.

18

Cautions

1. Do not repair, disassemble, or place the product in a place with water.
2. When the product is not used for a long time, it is necessary to periodically charge the product to ensure battery life.
3. When you use the headphones, you will not be able to hear the external environment. For your safety, please avoid using the headphones in a dangerous environment.
4. Charging with a charger with too high voltage may damage the device. Please choose a recommended charger to charge.

DONGGUAN SMARTACTION TECHNOLOGY CO.,LTD.

TEL: 0086-769-23182216 Website: www.hiby.com
Email: service@hiby.com
Address: Room 1201, Lianjing Commercial Building, No.39, Hongwei 3rd Road,Nancheng District, Dongguan, Guangdong, China

19

E-Label Location:
Setting-System-Cerificate