



TEST REPORT

Application No.: SZEM2008008634CR
Applicant: Outform Science & Technology (Shenzhen) Co., Ltd.
Address of Applicant: Unit 3, 1st Floor, Huada Building, Gongye 3rd Road Yanshan Community, Zhaoshang Subdistrict, Nanshan District, Shenzhen, 518067 China
Manufacturer: Outform Science & Technology (Shenzhen) Co., Ltd.
Address of Manufacturer: Unit 3, 1st Floor, Huada Building, Gongye 3rd Road Yanshan Community, Zhaoshang Subdistrict, Nanshan District, Shenzhen, 518067 China
Factory: Outform Science & Technology (Shenzhen) Co., Ltd.
Address of Factory: Unit 3, 1st Floor, Huada Building, Gongye 3rd Road Yanshan Community, Zhaoshang Subdistrict, Nanshan District, Shenzhen, 518067 China
Equipment Under Test (EUT):
EUT Name: Touch Display
Model No.: UIT432B-S11, UIT432X-XYX, UIA432X-XYX ♣
♣ Please refer to section 2 of this report which indicates which model was actually tested and which were electrically identical.
FCC ID: 2A09X-T432S11
Standard(s) : 47 CFR Part 15, Subpart C 15.247
Date of Receipt: 2020-08-31
Date of Test: 2020-09-03 to 2020-10-20
Date of Issue: 2020-10-20

Test Result:

Pass*

* In the configuration tested, the EUT complied with the standards specified above.

Keny Xu

Keny Xu
EMC Laboratory Manager



SGS-CSTC Standards Technical Services Co., Ltd.
Shenzhen Branch EMC Laboratory

Unless otherwise agreed in writing, this document is issued by the Company subject to its General Conditions of Service printed overleaf, available on request or accessible at <http://www.sgs.com/en/Terms-and-Conditions.aspx> and, for electronic format documents, subject to Terms and Conditions for Electronic Documents at <http://www.sgs.com/en/Terms-and-Conditions/Terms-e-Document.aspx>. Attention is drawn to the limitation of liability, indemnification and jurisdiction issues defined therein. Any holder of this document is advised that information contained hereon reflects the Company's findings at the time of its intervention only and within the limits of Client's instructions, if any. The Company's sole responsibility is to its Client and this document does not exonerate parties to a transaction from exercising all their rights and obligations under the transaction documents. This document cannot be reproduced except in full, without prior written approval of the Company. Any unauthorized alteration, forgery or falsification of the content or appearance of this document is unlawful and offenders may be prosecuted to the fullest extent of the law. Unless otherwise stated the results shown in this test report refer only to the sample(s) tested and such sample(s) are retained for 30 days only.
Attention: To check the authenticity of testing / inspection report & certificate, please contact us at telephone: (86-755) 8307 1443, or email: CN.Doccheck@sgs.com

No.1 Workshop, M-10, Middle Section, Science & Technology Park, Shenzhen, China 518057 t (86-755) 26012053 f (86-755) 26710594 www.sgsgroup.com.cn
中国·深圳·科技园中区M-10栋一号厂房 邮编: 518057 t (86-755) 26012053 f (86-755) 26710594 sgs.china@sgs.com

| Revision Record | | | | |
|-----------------|---------|------------|----------|----------|
| Version | Chapter | Date | Modifier | Remark |
| 01 | | 2020-10-20 | | Original |
| | | | | |
| | | | | |

| | | | |
|--------------------------|--|--|--|
| Authorized for issue by: | | | |
| | |  | |
| | | <hr/> Damon Su/Project Engineer | |
| | |  | |
| | | <hr/> Eric Fu/Reviewer | |

2 Test Summary

| Radio Spectrum Technical Requirement | | | | |
|--------------------------------------|----------------------------------|--------|---|--------|
| Item | Standard | Method | Requirement | Result |
| Antenna Requirement | 47 CFR Part 15, Subpart C 15.247 | N/A | 47 CFR Part 15, Subpart C 15.203 & 15.247(b)(4) | Pass |

| Radio Spectrum Matter Part | | | | |
|---|----------------------------------|--|---|--------|
| Item | Standard | Method | Requirement | Result |
| Conducted Peak Output Power | 47 CFR Part 15, Subpart C 15.247 | ANSI C63.10 (2013) Section 11.9.1 | 47 CFR Part 15, Subpart C 15.247(b)(3) | Pass |
| Minimum 6dB Bandwidth | 47 CFR Part 15, Subpart C 15.247 | ANSI C63.10 (2013) Section 11.8.1 | 47 CFR Part 15, Subpart C 15.247a(2) | Pass |
| Power Spectrum Density | 47 CFR Part 15, Subpart C 15.247 | ANSI C63.10 (2013) Section 11.10.2 | 47 CFR Part 15, Subpart C 15.247(e) | Pass |
| Conducted Band Edges Measurement | 47 CFR Part 15, Subpart C 15.247 | ANSI C63.10 (2013) Section 11.13.3.2 | 47 CFR Part 15, Subpart C 15.247(d) | Pass |
| Conducted Spurious Emissions | 47 CFR Part 15, Subpart C 15.247 | ANSI C63.10 (2013) Section 11.11 | 47 CFR Part 15, Subpart C 15.247(d) | Pass |
| Radiated Emissions which fall in the restricted bands | 47 CFR Part 15, Subpart C 15.247 | ANSI C63.10 (2013) Section 6.10.5 | 47 CFR Part 15, Subpart C 15.205 & 15.209 | Pass |
| Radiated Spurious Emissions | 47 CFR Part 15, Subpart C 15.247 | ANSI C63.10 (2013) Section 6.4,6.5,6.6 | 47 CFR Part 15, Subpart C 15.205 & 15.209 | Pass |

| Emission Part | | | | |
|---|----------------------------------|--------------------------------|----------------------------------|--------|
| Item | Standard | Method | Requirement | Result |
| Conducted Emissions at AC Power Line (150kHz-30MHz) | 47 CFR Part 15, Subpart C 15.247 | ANSI C63.10 (2013) Section 6.2 | 47 CFR Part 15, Subpart C 15.207 | Pass |

Remark: The EUT equipped with 4G module PCIE Quectel EC25-AF which support LTE FDD(Based on Module certification, FCC ID: XMR201808EC25AF, Date of Grant: 08/03/2018)



Unless otherwise agreed in writing, this document is issued by the Company subject to its General Conditions of Service printed overleaf, available on request or accessible at <http://www.sgs.com/en/Terms-and-Conditions.aspx> and, for electronic format documents, subject to Terms and Conditions for Electronic Documents at <http://www.sgs.com/en/Terms-and-Conditions/Terms-e-Documents.aspx>. Attention is drawn to the limitation of liability, indemnification and jurisdiction issues defined therein. Any holder of this document is advised that information contained hereon reflects the Company's findings at the time of its intervention only and within the limits of Client's instructions, if any. The Company's sole responsibility is to its Client and this document does not exonerate parties to a transaction from exercising all their rights and obligations under the transaction documents. This document cannot be reproduced except in full, without prior written approval of the Company. Any unauthorized alteration, forgery or falsification of the content or appearance of this document is unlawful and offenders may be prosecuted to the fullest extent of the law. Unless otherwise stated the results shown in this test report refer only to the sample(s) tested and such sample(s) are retained for 30 days only.

Attention: To check the authenticity of testing / inspection report & certificate, please contact us at telephone: (86-755) 83071443, or email: CN.Doccheck@sgs.com

No.1 Workshop, M-10, Middle Section, Science & Technology Park, Shenzhen, China 518057 t (86-755) 26012053 f (86-755) 26710594 www.sgsgroup.com.cn
中国·深圳·科技园中区M-10栋一号厂房 邮编: 518057 t (86-755) 26012053 f (86-755) 26710594 sgs.china@sgs.com

Declaration of EUT Family Grouping:

Model No.: UIT432B-S11, UIT432X-XYX, UIA432X-XYX

Only the model UIT432B-S11 was tested, since according to the declaration from the applicant, the electrical circuit design, layout, components used, internal wiring and functions were identical for the above models, with only difference on the following:

| Main number | Serial Model Number | Differences |
|-------------|---------------------|---|
| UIT432B-S11 | UIT432X-XYX | <p>Same size as UIT432B-S11, The first "X" are letters from "A" to "D",</p> <p>A--Stands for 2.4G wifi, 16GB memory,no camera,</p> <p>B--Stands for 2.4G wifi, 32GB memory, with camera,</p> <p>C--Stands for 2.4G wifi, 32GB memory, no camera</p> <p>D--Stands for 2.4G wifi, 16GB memory, with camera</p> <p>The 2nd "X" are letters from "A" to "Z", Stands for customized color.</p> <p>YY is client numbers from "01" to "99"</p> |
| | UIA432X-XYX | <p>Same size as UIT432B-S11, but no touch function.</p> <p>The first "X" are letters from "A" to "D",</p> <p>A--Stands for 2.4G wifi, 16GB memory,no camera,</p> <p>B--Stands for 2.4G wifi, 32GB memory, with camera,</p> <p>C--Stands for 2.4G wifi, 32GB memory, no camera</p> <p>D--Stands for 2.4G wifi, 16GB memory, with camera</p> <p>The 2nd "X" are letters from "A" to "Z", Stands for customized color.</p> <p>YY is client numbers from "01" to "99"</p> |



3 Contents

| | Page |
|--|------|
| 1 COVER PAGE | 1 |
| 2 TEST SUMMARY | 3 |
| 3 CONTENTS | 5 |
| 4 GENERAL INFORMATION | 7 |
| 4.1 DETAILS OF E.U.T. | 7 |
| 4.2 CABLE | 7 |
| 4.3 DESCRIPTION OF SUPPORT UNITS | 7 |
| 4.4 MEASUREMENT UNCERTAINTY | 8 |
| 4.5 TEST LOCATION | 9 |
| 4.6 TEST FACILITY | 9 |
| 4.7 DEVIATION FROM STANDARDS | 9 |
| 4.8 ABNORMALITIES FROM STANDARD CONDITIONS | 9 |
| 5 EQUIPMENT LIST | 10 |
| 6 RADIO SPECTRUM TECHNICAL REQUIREMENT | 14 |
| 6.1 ANTENNA REQUIREMENT | 14 |
| 6.1.1 Test Requirement: | 14 |
| 7 RADIO SPECTRUM MATTER TEST RESULTS | 15 |
| 7.1 CONDUCTED PEAK OUTPUT POWER | 15 |
| 7.1.1 E.U.T. Operation | 15 |
| 7.1.2 Test Mode Description | 15 |
| 7.1.3 Test Setup Diagram | 16 |
| 7.1.4 Measurement Procedure and Data | 16 |
| 7.2 MINIMUM 6dB BANDWIDTH | 17 |
| 7.2.1 E.U.T. Operation | 17 |
| 7.2.2 Test Mode Description | 17 |
| 7.2.3 Test Setup Diagram | 17 |
| 7.2.4 Measurement Procedure and Data | 17 |
| 7.3 POWER SPECTRUM DENSITY | 18 |
| 7.3.1 E.U.T. Operation | 18 |
| 7.3.2 Test Mode Description | 18 |
| 7.3.3 Test Setup Diagram | 18 |
| 7.3.4 Measurement Procedure and Data | 18 |
| 7.4 CONDUCTED BAND EDGES MEASUREMENT | 19 |
| 7.4.1 E.U.T. Operation | 19 |
| 7.4.2 Test Mode Description | 19 |
| 7.4.3 Test Setup Diagram | 20 |
| 7.4.4 Measurement Procedure and Data | 20 |
| 7.5 CONDUCTED SPURIOUS EMISSIONS | 21 |
| 7.5.1 E.U.T. Operation | 21 |
| 7.5.2 Test Mode Description | 21 |
| 7.5.3 Test Setup Diagram | 22 |
| 7.5.4 Measurement Procedure and Data | 22 |



Unless otherwise agreed in writing, this document is issued by the Company subject to its General Conditions of Service printed overleaf, available on request or accessible at <http://www.sgs.com/en/Terms-and-Conditions.aspx> and, for electronic format documents, subject to Terms and Conditions for Electronic Documents at <http://www.sgs.com/en/Terms-and-Conditions/Terms-e-Documents.aspx>. Attention is drawn to the limitation of liability, indemnification and jurisdiction issues defined therein. Any holder of this document is advised that information contained hereon reflects the Company's findings at the time of its intervention only and within the limits of Client's instructions, if any. The Company's sole responsibility is to its Client and this document does not exonerate parties to a transaction from exercising all their rights and obligations under the transaction documents. This document cannot be reproduced except in full, without prior written approval of the Company. Any unauthorized alteration, forgery or falsification of the content or appearance of this document is unlawful and offenders may be prosecuted to the fullest extent of the law. Unless otherwise stated the results shown in this test report refer only to the sample(s) tested and such sample(s) are retained for 30 days only.

Attention: To check the authenticity of testing / inspection report & certificate, please contact us at telephone: (86-755) 8307 1443, or email: CN.Doccheck@sgs.com

SGS-CSTC Standards Technical Services Co., Ltd.
Shenzhen Branch Inspection & Testing Services Laboratory

No.1 Workshop, M-10, Middle Section, Science & Technology Park, Shenzhen, China 518057 t (86-755) 26012053 f (86-755) 26710594 www.sgsgroup.com.cn
中国·深圳·科技园中区M-10栋一号厂房 邮编: 518057 t (86-755) 26012053 f (86-755) 26710594 sgs.china@sgs.com

| | | |
|-------|--|--------|
| 7.6 | RADIATED EMISSIONS WHICH FALL IN THE RESTRICTED BANDS..... | 23 |
| 7.6.1 | <i>E.U.T. Operation</i> | 23 |
| 7.6.2 | <i>Test Mode Description</i> | 23 |
| 7.6.3 | <i>Test Setup Diagram</i> | 24 |
| 7.6.4 | <i>Measurement Procedure and Data</i> | 24 |
| 7.7 | RADIATED SPURIOUS EMISSIONS | 49 |
| 7.7.1 | <i>E.U.T. Operation</i> | 49 |
| 7.7.2 | <i>Test Mode Description</i> | 49 |
| 7.7.3 | <i>Test Setup Diagram</i> | 50 |
| 7.7.4 | <i>Measurement Procedure and Data</i> | 51 |
| 8 | EMISSION TEST RESULTS | 72 |
| 8.1 | CONDUCTED EMISSIONS AT AC POWER LINE (150KHZ-30MHZ) | 72 |
| 8.1.1 | <i>E.U.T. Operation</i> | 72 |
| 8.1.2 | <i>Test Mode Description</i> | 72 |
| 8.1.3 | <i>Test Setup Diagram</i> | 73 |
| 8.1.4 | <i>Measurement Procedure and Data</i> | 73 |
| 9 | TEST SETUP PHOTO | 76 |
| 10 | EUT CONSTRUCTIONAL DETAILS (EUT PHOTOS) | 76 |
| 11 | APPENDIX | 77-111 |



Unless otherwise agreed in writing, this document is issued by the Company subject to its General Conditions of Service printed overleaf, available on request or accessible at <http://www.sgs.com/en/Terms-and-Conditions.aspx> and, for electronic format documents, subject to Terms and Conditions for Electronic Documents at <http://www.sgs.com/en/Terms-and-Conditions/Terms-e-Documents.aspx>. Attention is drawn to the limitation of liability, indemnification and jurisdiction issues defined therein. Any holder of this document is advised that information contained hereon reflects the Company's findings at the time of its intervention only and within the limits of Client's instructions, if any. The Company's sole responsibility is to its Client and this document does not exonerate parties to a transaction from exercising all their rights and obligations under the transaction documents. This document cannot be reproduced except in full, without prior written approval of the Company. Any unauthorized alteration, forgery or falsification of the content or appearance of this document is unlawful and offenders may be prosecuted to the fullest extent of the law. Unless otherwise stated the results shown in this test report refer only to the sample(s) tested and such sample(s) are retained for 30 days only.

Attention: To check the authenticity of testing / inspection report & certificate, please contact us at telephone: (86-755) 8307 1443, or email: CN.Doccheck@sgs.com

SGS-CSTC Standards Technical Services Co., Ltd.
 Shenzhen Branch Inspection & Testing Services Laboratory

No.1 Workshop, M-10, Middle Section, Science & Technology Park, Shenzhen, China 518057 t (86-755) 26012053 f (86-755) 26710594 www.sgsgroup.com.cn
 中国·深圳·科技园中区M-10栋一号厂房 邮编: 518057 t (86-755) 26012053 f (86-755) 26710594 sgs.china@sgs.com

4 General Information

4.1 Details of E.U.T.

| | |
|----------------------|---|
| Rated Voltage: | DC 12V 5A. |
| Test Voltage: | DC 12V |
| Power Adapter: | Model No.: LY001SPS-120500W3 Input: AC 100-240V 50/60Hz 2A Output: DC 12V 5A. |
| Operation Frequency: | 802.11b/g/n(HT20): 2412MHz to 2462MHz |
| Modulation Type: | 802.11b: DSSS (CCK, DQPSK, DBPSK) 802.11g/n: OFDM (64QAM, 16QAM, QPSK, BPSK) |
| Number of Channels: | 802.11b/g/n(HT20):11 |
| Channel Spacing: | 5MHz |
| Antenna Type: | Dipole Antenna |
| Antenna Gain: | 5dBi |

4.2 Cable

| Cable | Length | Shielding | Core |
|----------|--------|------------|----------|
| AC Cable | 1.1m | Unshielded | Non-Core |

4.3 Description of Support Units

| Description | Manufacturer | Model No. | Serial No. |
|-------------|--------------|-----------|------------|
| -- | -- | -- | -- |

The EUT has been tested as an independent unit.

4.4 Measurement Uncertainty

| Test Item | Measurement Uncertainty |
|---|--|
| Conducted Emissions at AC Power Line (150kHz-30MHz) | $\pm 3.0\text{dB}$ (150kHz to 30MHz) |
| Conducted Peak Output Power | $\pm 0.75\text{dB}$ |
| Minimum 6dB Bandwidth | $\pm 3\%$ |
| Power Spectrum Density | $\pm 2.84\text{dB}$ |
| Conducted Band Edges Measurement | $\pm 0.75\text{dB}$ |
| Conducted Spurious Emissions | $\pm 0.75\text{dB}$ |
| Radiated Emissions which fall in the restricted bands | $\pm 4.5\text{dB}$ (Below 1GHz); $\pm 4.8\text{dB}$ (Above 1GHz) |
| Radiated Spurious Emissions | $\pm 4.5\text{dB}$ (Below 1GHz); $\pm 4.8\text{dB}$ (Above 1GHz) |

Remark:

The U_{lab} (lab Uncertainty) is less than U_{CISPR} (CISPR Uncertainty), so the test results

- compliance is deemed to occur if no measured disturbance level exceeds the disturbance limit;
- non-compliance is deemed to occur if any measured disturbance level exceeds the disturbance limit.

4.5 Test Location

All tests were performed at:

SGS-CSTC Standards Technical Services Co., Ltd., Shenzhen Branch

No. 1 Workshop, M-10, Middle Section, Science & Technology Park, Shenzhen, Guangdong, China. 518057.

Tel: +86 755 2601 2053 Fax: +86 755 2671 0594

No tests were sub-contracted.

4.6 Test Facility

The test facility is recognized, certified, or accredited by the following organizations:

- **A2LA (Certificate No. 3816.01)**

SGS-CSTC Standards Technical Services Co., Ltd., Shenzhen EMC Laboratory is accredited by the American Association for Laboratory Accreditation(A2LA). Certificate No. 3816.01.

- **VCCI**

The 3m Fully-anechoic chamber for above 1GHz, 10m Semi-anechoic chamber for below 1GHz, Shielded Room for Mains Port Conducted Interference Measurement and Telecommunication Port Conducted Interference Measurement of SGS-CSTC Standards Technical Services Co., Ltd. have been registered in accordance with the Regulations for Voluntary Control Measures with Registration No.: G-20026, R-14188, C-12383 and T-11153 respectively.

- **FCC –Designation Number: CN1178**

SGS-CSTC Standards Technical Services Co., Ltd., Shenzhen EMC Laboratory has been recognized as an accredited testing laboratory.

Designation Number: CN1178. Test Firm Registration Number: 406779.

- **Innovation, Science and Economic Development Canada**

SGS-CSTC Standards Technical Services Co., Ltd., Shenzhen EMC Laboratory has been recognized by ISCED as an accredited testing laboratory.

CAB identifier: CN0006.

IC#: 4620C.

4.7 Deviation from Standards

None

4.8 Abnormalities from Standard Conditions

None

5 Equipment List

| Conducted Emissions at AC Power Line (150kHz-30MHz) | | | | | |
|---|------------------|-----------------|--------------|------------|--------------|
| Equipment | Manufacturer | Model No | Inventory No | Cal Date | Cal Due Date |
| Shielding Room | ZhongYu Electron | GB-88 | SEM001-06 | 2019-06-13 | 2022-06-12 |
| EMI Test Receiver | Rohde&Schwarz | ESCI | SEM004-02 | 2020-03-24 | 2021-03-23 |
| Measurement Software | AUDIX | e3 V8.2014-6-27 | N/A | N/A | N/A |
| Coaxial Cable | SGS | N/A | SEM024-01 | 2020-07-10 | 2021-07-09 |
| LISN | Rohde&Schwarz | ENV216 | SEM007-01 | 2019-09-24 | 2020-09-23 |
| | | | | 2020-09-22 | 2021-09-21 |
| LISN | ETS-LINDGREN | 3816/2 | SEM007-02 | 2020-04-01 | 2021-03-31 |

| Conducted Peak Output Power | | | | | |
|-----------------------------|-----------------|-----------------|--------------|------------|--------------|
| Equipment | Manufacturer | Model No | Inventory No | Cal Date | Cal Due Date |
| Shielding Room | SAEMC | MSR733 | SEM001-09 | 2019-06-13 | 2022-06-12 |
| DC Power Supply | Rohde & Schwarz | NGSM 32/10 | SEM011-04 | 2020-03-24 | 2021-03-23 |
| Spectrum Analyzer | Rohde & Schwarz | FSU43 | SEM004-08 | 2020-04-01 | 2021-03-31 |
| Signal Generator | KEYSIGHT | N5173B | SEM006-05 | 2019-09-24 | 2020-09-23 |
| | | | | 2020-09-22 | 2021-09-21 |
| Measurement Software | TST | TST PASS V1.0.5 | N/A | N/A | N/A |
| Coaxial Cable | SGS | N/A | SEM031-02 | 2020-07-10 | 2021-07-09 |
| Attenuator | Huber+Suhner | 6620_SMA-50-1 | SEM021-09 | 2020-05-21 | 2021-05-20 |

| Minimum 6dB Bandwidth | | | | | |
|-----------------------|-----------------|-----------------|--------------|------------|--------------|
| Equipment | Manufacturer | Model No | Inventory No | Cal Date | Cal Due Date |
| Shielding Room | SAEMC | MSR733 | SEM001-09 | 2019-06-13 | 2022-06-12 |
| DC Power Supply | Rohde & Schwarz | NGSM 32/10 | SEM011-04 | 2020-03-24 | 2021-03-23 |
| Spectrum Analyzer | Rohde & Schwarz | FSU43 | SEM004-08 | 2020-04-01 | 2021-03-31 |
| Signal Generator | KEYSIGHT | N5173B | SEM006-05 | 2019-09-24 | 2020-09-23 |
| | | | | 2020-09-22 | 2021-09-21 |
| Measurement Software | TST | TST PASS V1.0.5 | N/A | N/A | N/A |
| Coaxial Cable | SGS | N/A | SEM031-02 | 2020-07-10 | 2021-07-09 |
| Attenuator | Huber+Suhner | 6620_SMA-50-1 | SEM021-09 | 2020-05-21 | 2021-05-20 |

| Power Spectrum Density | | | | | |
|------------------------|-----------------|-----------------|--------------|------------|--------------|
| Equipment | Manufacturer | Model No | Inventory No | Cal Date | Cal Due Date |
| Shielding Room | SAEMC | MSR733 | SEM001-09 | 2019-06-13 | 2022-06-12 |
| DC Power Supply | Rohde & Schwarz | NGSM 32/10 | SEM011-04 | 2020-03-24 | 2021-03-23 |
| Spectrum Analyzer | Rohde & Schwarz | FSU43 | SEM004-08 | 2020-04-01 | 2021-03-31 |
| Signal Generator | KEYSIGHT | N5173B | SEM006-05 | 2019-09-24 | 2020-09-23 |
| | | | | 2020-09-22 | 2021-09-21 |
| Measurement Software | TST | TST PASS V1.0.5 | N/A | N/A | N/A |
| Coaxial Cable | SGS | N/A | SEM031-02 | 2020-07-10 | 2021-07-09 |
| Attenuator | Huber+Suhner | 6620_SMA-50-1 | SEM021-09 | 2020-05-21 | 2021-05-20 |

| Conducted Band Edges Measurement | | | | | |
|----------------------------------|-----------------|-----------------|--------------|------------|--------------|
| Equipment | Manufacturer | Model No | Inventory No | Cal Date | Cal Due Date |
| Shielding Room | SAEMC | MSR733 | SEM001-09 | 2019-06-13 | 2022-06-12 |
| DC Power Supply | Rohde & Schwarz | NGSM 32/10 | SEM011-04 | 2020-03-24 | 2021-03-23 |
| Spectrum Analyzer | Rohde & Schwarz | FSU43 | SEM004-08 | 2020-04-01 | 2021-03-31 |
| Signal Generator | KEYSIGHT | N5173B | SEM006-05 | 2019-09-24 | 2020-09-23 |
| | | | | 2020-09-22 | 2021-09-21 |
| Measurement Software | TST | TST PASS V1.0.5 | N/A | N/A | N/A |
| Coaxial Cable | SGS | N/A | SEM031-02 | 2020-07-10 | 2021-07-09 |
| Attenuator | Huber+Suhner | 6620_SMA-50-1 | SEM021-09 | 2020-05-21 | 2021-05-20 |

| Conducted Spurious Emissions | | | | | |
|------------------------------|-----------------|-----------------|--------------|------------|--------------|
| Equipment | Manufacturer | Model No | Inventory No | Cal Date | Cal Due Date |
| Shielding Room | SAEMC | MSR733 | SEM001-09 | 2019-06-13 | 2022-06-12 |
| DC Power Supply | Rohde & Schwarz | NGSM 32/10 | SEM011-04 | 2020-03-24 | 2021-03-23 |
| Spectrum Analyzer | Rohde & Schwarz | FSU43 | SEM004-08 | 2020-04-01 | 2021-03-31 |
| Signal Generator | KEYSIGHT | N5173B | SEM006-05 | 2019-09-24 | 2020-09-23 |
| | | | | 2020-09-22 | 2021-09-21 |
| Measurement Software | TST | TST PASS V1.0.5 | N/A | N/A | N/A |
| Coaxial Cable | SGS | N/A | SEM031-02 | 2020-07-10 | 2021-07-09 |
| Attenuator | Huber+Suhner | 6620_SMA-50-1 | SEM021-09 | 2020-05-21 | 2021-05-20 |



Unless otherwise agreed in writing, this document is issued by the Company subject to its General Conditions of Service printed overleaf, available on request or accessible at <http://www.sgs.com/en/Terms-and-Conditions.aspx> and, for electronic format documents, subject to Terms and Conditions for Electronic Documents at <http://www.sgs.com/en/Terms-and-Conditions/Terms-e-Documents.aspx>. Attention is drawn to the limitation of liability, indemnification and jurisdiction issues defined therein. Any holder of this document is advised that information contained hereon reflects the Company's findings at the time of its intervention only and within the limits of Client's instructions, if any. The Company's sole responsibility is to its Client and this document does not exonerate parties to a transaction from exercising all their rights and obligations under the transaction documents. This document cannot be reproduced except in full, without prior written approval of the Company. Any unauthorized alteration, forgery or falsification of the content or appearance of this document is unlawful and offenders may be prosecuted to the fullest extent of the law. Unless otherwise stated the results shown in this test report refer only to the sample(s) tested and such sample(s) are retained for 30 days only.

Attention: To check the authenticity of testing / inspection report & certificate, please contact us at telephone: (86-755) 83071443, or email: CN.Doccheck@sgs.com

SGS-CSTC Standards Technical Services Co., Ltd.
Shenzhen Branch (CMAA) EMC Laboratory

No.1 Workshop, M-10, Middle Section, Science & Technology Park, Shenzhen, China 518057 t (86-755) 26012053 f (86-755) 26710594 www.sgs.com.cn
中国·深圳·科技园中区M-10栋一号厂房 邮编: 518057 t (86-755) 26012053 f (86-755) 26710594 sgs.china@sgs.com

| Radiated Emissions which fall in the restricted bands | | | | | |
|---|------------------------------------|-----------------|--------------|------------|--------------|
| Equipment | Manufacturer | Model No | Inventory No | Cal Date | Cal Due Date |
| 3m Semi-Anechoic Chamber | AUDIX | N/A | SEM001-02 | 2018-03-13 | 2021-03-12 |
| EXA Signal Analyzer | Agilent Technologies Inc | N9010A | SEM004-12 | 2020-04-09 | 2021-04-08 |
| Horn Antenna | Rohde&Schwarz | HF907 | SEM003-07 | 2018-04-13 | 2021-04-12 |
| Pre-Amplifier | Compliance Directions Systems Inc. | PAP-0126 | SEM004-11 | 2019-09-24 | 2020-09-23 |
| | | | | 2020-09-22 | 2021-09-21 |
| Measurement Software | AUDIX | e3 V8.2014-6-27 | N/A | N/A | N/A |
| Coaxial Cable | SGS | N/A | SEM026-01 | 2020-07-10 | 2021-07-09 |
| Horn Antenna | Schwarzbeck | BBHA 9170 | SEM003-15 | 2017-10-17 | 2020-10-16 |
| | | | | 2020-10-15 | 2021-10-14 |
| Pre-Amplifier | Compliance Directions Systems Inc. | PAP-2640-50 | SEM005-08 | 2020-04-01 | 2021-03-31 |

| Radiated Emissions | | | | | |
|--------------------------|----------------------|-----------------|--------------|------------|--------------|
| Equipment | Manufacturer | Model No | Inventory No | Cal Date | Cal Due Date |
| 3m Semi-Anechoic Chamber | ETS-LINDGREN | N/A | SEM001-01 | 2020-07-19 | 2023-07-18 |
| MXE EMI Receiver | Agilent Technologies | N9038A | SEM004-15 | 2019-12-16 | 2020-12-15 |
| BiConiLog Antenna | ETS-LINDGREN | 3142C | SEM003-02 | 2019-05-24 | 2022-05-23 |
| Pre-Amplifier | Agilent Technologies | 8447D | SEM005-01 | 2020-04-01 | 2021-03-31 |
| Measurement Software | AUDIX | e3 V8.2014-6-27 | N/A | N/A | N/A |
| Coaxial Cable | SGS | N/A | SEM025-01 | 2020-07-10 | 2021-07-09 |

| Radiated Spurious Emissions | | | | | |
|-----------------------------|------------------------------------|-----------------|--------------|------------|--------------|
| Equipment | Manufacturer | Model No | Inventory No | Cal Date | Cal Due Date |
| 3m Semi-Anechoic Chamber | AUDIX | N/A | SEM001-02 | 2018-03-13 | 2021-03-12 |
| EXA Signal Analyzer | Agilent Technologies Inc | N9010A | SEM004-12 | 2020-04-09 | 2021-04-08 |
| Horn Antenna | Rohde&Schwarz | HF907 | SEM003-07 | 2018-04-13 | 2021-04-12 |
| Pre-Amplifier | Compliance Directions Systems Inc. | PAP-0126 | SEM004-11 | 2020-09-23 | 2021-09-22 |
| Measurement Software | AUDIX | e3 V8.2014-6-27 | N/A | N/A | N/A |
| Coaxial Cable | SGS | N/A | SEM026-01 | 2020-07-10 | 2021-07-09 |
| Horn Antenna | Schwarzbeck | BBHA 9170 | SEM003-15 | 2017-10-17 | 2020-10-16 |
| | | | | 2020-10-15 | 2021-10-14 |
| Pre-Amplifier | Compliance Directions Systems Inc. | PAP-2640-50 | SEM005-08 | 2020-04-01 | 2021-03-31 |

| General used equipment | | | | | |
|---------------------------------|---|----------|--------------|------------|--------------|
| Equipment | Manufacturer | Model No | Inventory No | Cal Date | Cal Due Date |
| Humidity/ Temperature Indicator | Shanghai Meteorological Industry Factory | ZJ1-2B | SEM002-03 | 2019-09-26 | 2020-09-25 |
| | | | | 2020-09-24 | 2021-09-23 |
| Humidity/ Temperature Indicator | Shanghai Meteorological Industry Factory | ZJ1-2B | SEM002-04 | 2019-09-26 | 2020-09-25 |
| | | | | 2020-09-24 | 2021-09-23 |
| Humidity/ Temperature Indicator | Mingle | N/A | SEM002-08 | 2019-09-26 | 2020-09-25 |
| | | | | 2020-09-24 | 2021-09-23 |
| Barometer | Changchun Meteorological Industry Factory | DYM3 | SEM002-01 | 2020-04-07 | 2021-04-06 |

6 Radio Spectrum Technical Requirement

6.1 Antenna Requirement

6.1.1 Test Requirement:

47 CFR Part 15, Subpart C 15.203 & 15.247(b)(4)

Limit:

Standard Requirement:

An intentional radiator shall be designed to ensure that no antenna other than that furnished by the responsible party shall be used with the device. The use of a permanently attached antenna or of an antenna that uses a unique coupling to the intentional radiator, the manufacturer may design the unit so that a broken antenna can be replaced by the user, but the use of a standard antenna jack or electrical connector is prohibited.

15.247(b) (4) requirement:

The conducted output power limit specified in paragraph (b) of this section is based on the use of antennas with directional gains that do not exceed 6 dBi. Except as shown in paragraph (c) of this section, if transmitting antennas of directional gain greater than 6 dBi are used, the conducted output power from the intentional radiator shall be reduced below the stated values in paragraphs (b)(1), (b)(2), and (b)(3) of this section, as appropriate, by the amount in dB that the directional gain of the antenna exceeds 6 dBi.

EUT Antenna:

The antenna port is integrated on the main PCB and it Connect to the RP-SMA connector through the RF cable, the EUT use a Non-standard connector dipole antenna, it can be replaced by user, and the user should use the antenna provided by the manufacturer. The best case gain of the antenna is 5dBi.

Antenna location: Refer to External photos.

7 Radio Spectrum Matter Test Results

7.1 Conducted Peak Output Power

Test Requirement 47 CFR Part 15, Subpart C 15.247

Test Method: ANSI C63.10 (2013) Section 11.9.1

Limit:

| Frequency range(MHz) | Output power of the intentional radiator(watt) |
|----------------------|--|
| 902-928 | 1 for ≥ 50 hopping channels |
| | 0.25 for $25 \leq$ hopping channels < 50 |
| | 1 for digital modulation |
| 2400-2483.5 | 1 for ≥ 75 non-overlapping hopping channels |
| | 0.125 for all other frequency hopping systems |
| | 1 for digital modulation |
| 5725-5850 | 1 for frequency hopping systems and digital modulation |

7.1.1 E.U.T. Operation

Operating Environment:

Temperature: 23.5 °C

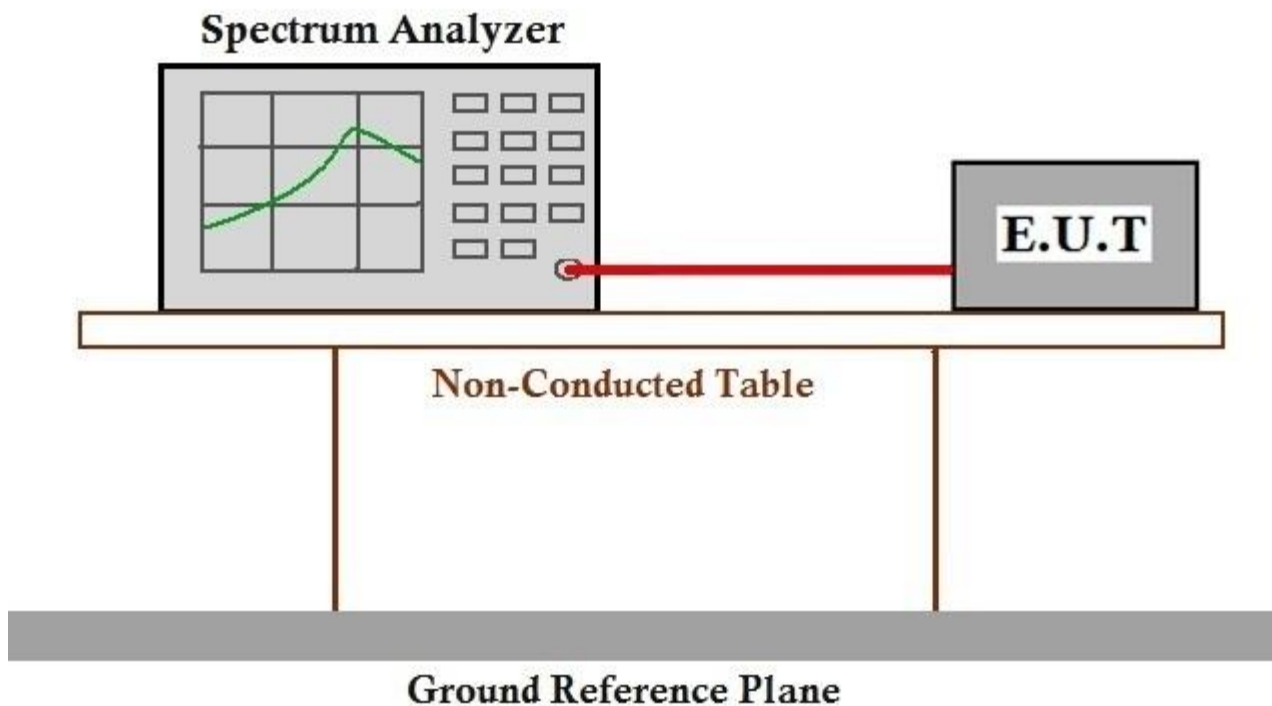
Humidity: 56.2 % RH

Atmospheric Pressure: 1000 mbar

7.1.2 Test Mode Description

| Pre-scan / Final test | Mode Code | Description |
|-----------------------|-----------|--|
| Final test | 02 | TX mode_Keep the EUT in continuously transmitting mode with all modulation types. All data rates for each modulation type have been tested and found the data rate @ 1Mbps is the worst case of IEEE 802.11b; data rate @ 6Mbps is the worst case of IEEE 802.11g; data rate @ 6.5Mbps is the worst case of IEEE 802.11n(HT20); . Only the data of worst case is recorded in the report. |

7.1.3 Test Setup Diagram



7.1.4 Measurement Procedure and Data

Please Refer To Appendix For Details

7.2 Minimum 6dB Bandwidth

Test Requirement 47 CFR Part 15, Subpart C 15.247

Test Method: ANSI C63.10 (2013) Section 11.8.1

Limit:

≥500 kHz

7.2.1 E.U.T. Operation

Operating Environment:

Temperature: 23.4 °C

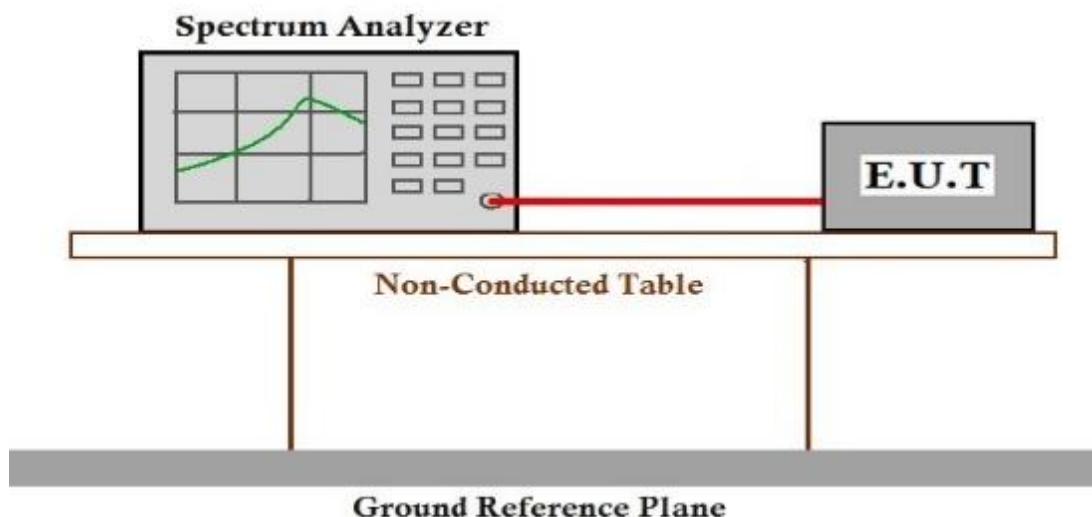
Humidity: 56.2 % RH

Atmospheric Pressure: 1000 mbar

7.2.2 Test Mode Description

| Pre-scan / Final test | Mode Code | Description |
|-----------------------|-----------|--|
| Final test | 02 | TX mode_Keep the EUT in continuously transmitting mode with all modulation types. All data rates for each modulation type have been tested and found the data rate @ 1Mbps is the worst case of IEEE 802.11b; data rate @ 6Mbps is the worst case of IEEE 802.11g; data rate @ 6.5Mbps is the worst case of IEEE 802.11n(HT20); . Only the data of worst case is recorded in the report. |

7.2.3 Test Setup Diagram



7.2.4 Measurement Procedure and Data

Please Refer To Appendix For Details

7.3 Power Spectrum Density

Test Requirement 47 CFR Part 15, Subpart C 15.247
 Test Method: ANSI C63.10 (2013) Section 11.10.2

Limit:

≤8dBm in any 3 kHz band during any time interval of continuous transmission

7.3.1 E.U.T. Operation

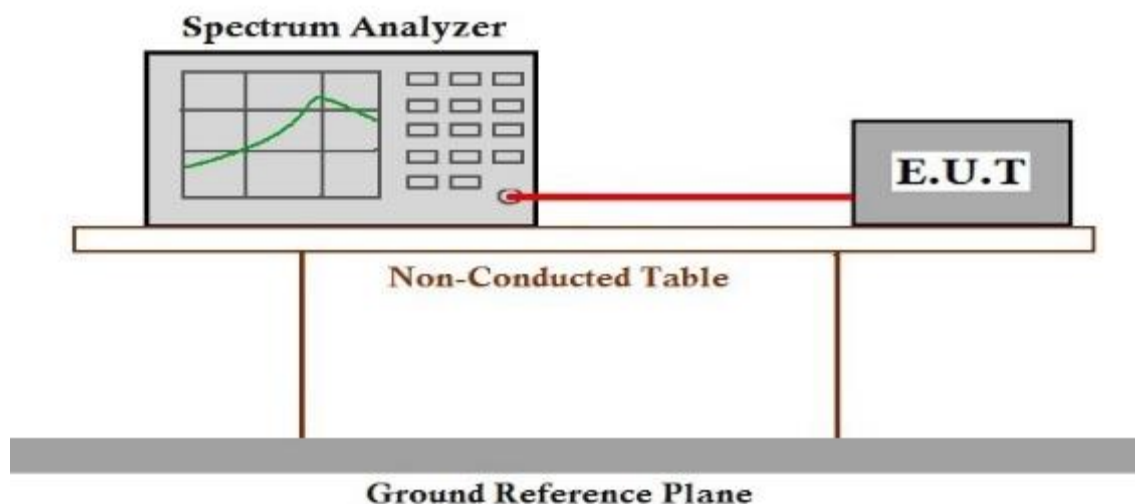
Operating Environment:

Temperature: 23.5 °C Humidity: 56.3 % RH Atmospheric Pressure: 1000 mbar

7.3.2 Test Mode Description

| Pre-scan / Final test | Mode Code | Description |
|-----------------------|-----------|--|
| Final test | 02 | TX mode_Keep the EUT in continuously transmitting mode with all modulation types. All data rates for each modulation type have been tested and found the data rate @ 1Mbps is the worst case of IEEE 802.11b; data rate @ 6Mbps is the worst case of IEEE 802.11g; data rate @ 6.5Mbps is the worst case of IEEE 802.11n(HT20); . Only the data of worst case is recorded in the report. |

7.3.3 Test Setup Diagram



7.3.4 Measurement Procedure and Data

Please Refer To Appendix For Details

7.4 Conducted Band Edges Measurement

Test Requirement 47 CFR Part 15, Subpart C 15.247
 Test Method: ANSI C63.10 (2013) Section 11.13.3.2

Limit:

In any 100 kHz bandwidth outside the frequency band in which the spread spectrum or digitally modulated intentional radiator is operating, the radio frequency power that is produced by the intentional radiator shall be at least 20 dB below that in the 100 kHz bandwidth within the band that contains the highest level of the desired power, based on either an RF conducted or a radiated measurement, provided the transmitter demonstrates compliance with the peak conducted power limits. If the transmitter complies with the conducted power limits based on the use of RMS averaging over a time interval, as permitted under paragraph (b)(3) of this section, the attenuation required under this paragraph shall be 30 dB instead of 20 dB. Attenuation below the general limits specified in §15.209(a) is not required. In addition, radiated emissions which fall in the restricted bands, as defined in §15.205(a), must also comply with the radiated emission limits specified in §15.209(a) (see §15.205(c)).

7.4.1 E.U.T. Operation

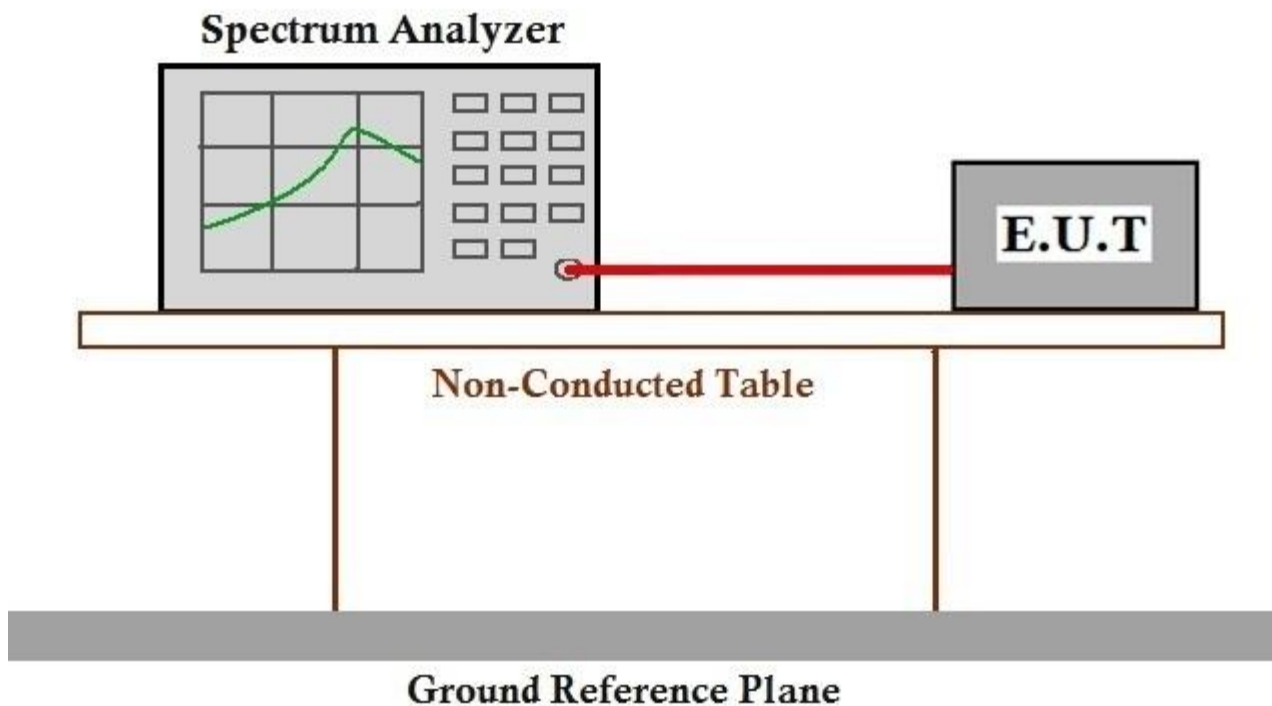
Operating Environment:

Temperature: 23.5 °C Humidity: 56.2 % RH Atmospheric Pressure: 1000 mbar

7.4.2 Test Mode Description

| Pre-scan / Final test | Mode Code | Description |
|--------------------------|--------------|--|
| Final test | 02 | TX mode_Keep the EUT in continuously transmitting mode with all modulation types. All data rates for each modulation type have been tested and found the data rate @ 1Mbps is the worst case of IEEE 802.11b; data rate @ 6Mbps is the worst case of IEEE 802.11g; data rate @ 6.5Mbps is the worst case of IEEE 802.11n(HT20); . Only the data of worst case is recorded in the report. |

7.4.3 Test Setup Diagram



7.4.4 Measurement Procedure and Data

Please Refer To Appendix For Details

7.5 Conducted Spurious Emissions

Test Requirement 47 CFR Part 15, Subpart C 15.247

Test Method: ANSI C63.10 (2013) Section 11.11

Limit:

In any 100 kHz bandwidth outside the frequency band in which the spread spectrum or digitally modulated intentional radiator is operating, the radio frequency power that is produced by the intentional radiator shall be at least 20 dB below that in the 100 kHz bandwidth within the band that contains the highest level of the desired power, based on either an RF conducted or a radiated measurement, provided the transmitter demonstrates compliance with the peak conducted power limits. If the transmitter complies with the conducted power limits based on the use of RMS averaging over a time interval, as permitted under paragraph (b)(3) of this section, the attenuation required under this paragraph shall be 30 dB instead of 20 dB. Attenuation below the general limits specified in §15.209(a) is not required. In addition, radiated emissions which fall in the restricted bands, as defined in §15.205(a), must also comply with the radiated emission limits specified in §15.209(a) (see §15.205(c)).

7.5.1 E.U.T. Operation

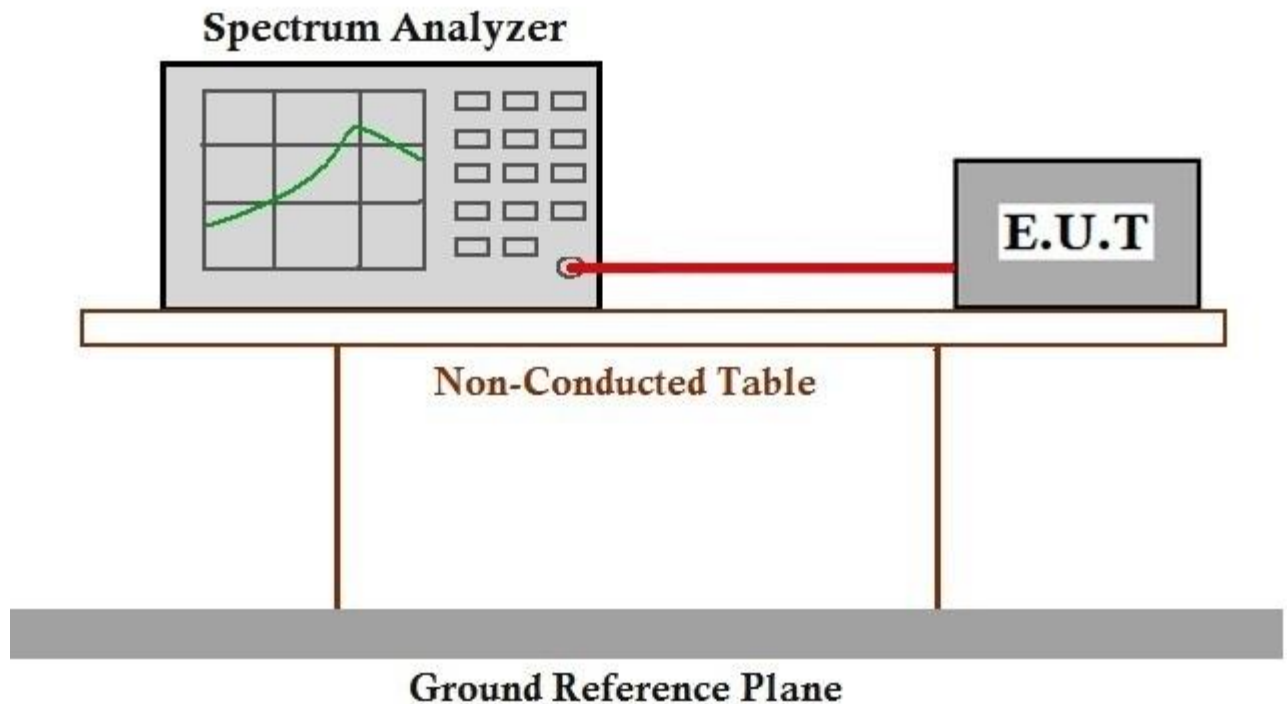
Operating Environment:

Temperature: 23.5 °C Humidity: 56.2 % RH Atmospheric Pressure: 1000 mbar

7.5.2 Test Mode Description

| Pre-scan / Final test | Mode Code | Description |
|--------------------------|--------------|--|
| Final test | 02 | TX mode_Keep the EUT in continuously transmitting mode with all modulation types. All data rates for each modulation type have been tested and found the data rate @ 1Mbps is the worst case of IEEE 802.11b; data rate @ 6Mbps is the worst case of IEEE 802.11g; data rate @ 6.5Mbps is the worst case of IEEE 802.11n(HT20); . Only the data of worst case is recorded in the report. |

7.5.3 Test Setup Diagram



7.5.4 Measurement Procedure and Data

Please Refer To Appendix For Details

7.6 Radiated Emissions which fall in the restricted bands

Test Requirement 47 CFR Part 15, Subpart C 15.205 & 15.209

Test Method: ANSI C63.10 (2013) Section 6.10.5

Limit:

| Frequency(MHz) | Field strength(microvolts/meter) | Measurement distance(meters) |
|----------------|----------------------------------|------------------------------|
| 0.009-0.490 | 2400/F(kHz) | 300 |
| 0.490-1.705 | 24000/F(kHz) | 30 |
| 1.705-30.0 | 30 | 30 |
| 30-88 | 100 | 3 |
| 88-216 | 150 | 3 |
| 216-960 | 200 | 3 |
| Above 960 | 500 | 3 |

Remark: The emission limits shown in the above table are based on measurements employing a CISPR quasi-peak detector except for the frequency bands 9-90kHz, 110-490kHz and above 1000 MHz. Radiated emission limits in these three bands are based on measurements employing an average detector, the peak field strength of any emission shall not exceed the maximum permitted average limits specified above by more than 20 dB under any condition of modulation.

7.6.1 E.U.T. Operation

Operating Environment:

Temperature: 23.5 °C

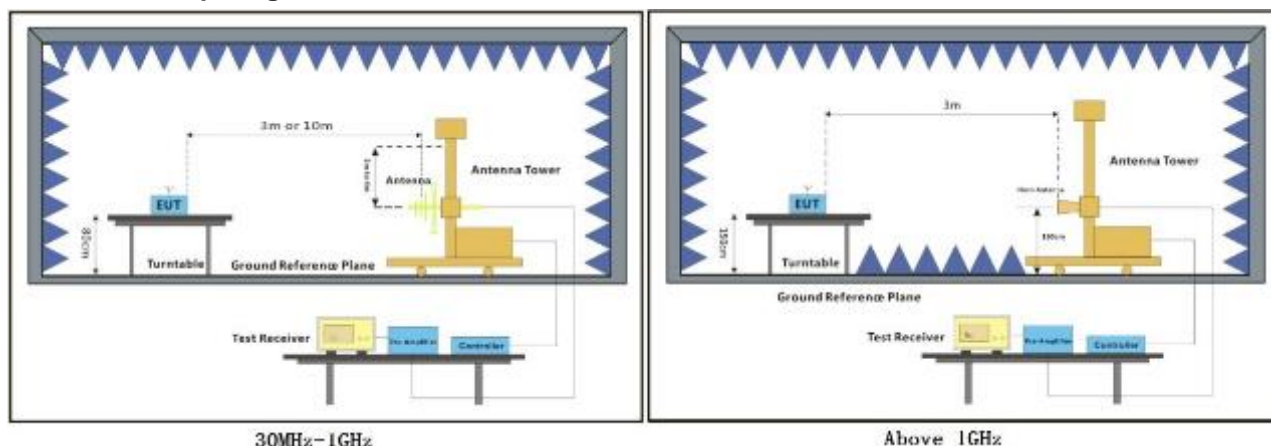
Humidity: 56.3 % RH

Atmospheric Pressure: 1000 mbar

7.6.2 Test Mode Description

| Pre-scan / Final test | Mode Code | Description |
|-----------------------|-----------|--|
| Final test | 02 | TX mode_Keep the EUT in continuously transmitting mode with all modulation types. All data rates for each modulation type have been tested and found the data rate @ 1Mbps is the worst case of IEEE 802.11b; data rate @ 6Mbps is the worst case of IEEE 802.11g; data rate @ 6.5Mbps is the worst case of IEEE 802.11n(HT20); . Only the data of worst case is recorded in the report. |

7.6.3 Test Setup Diagram



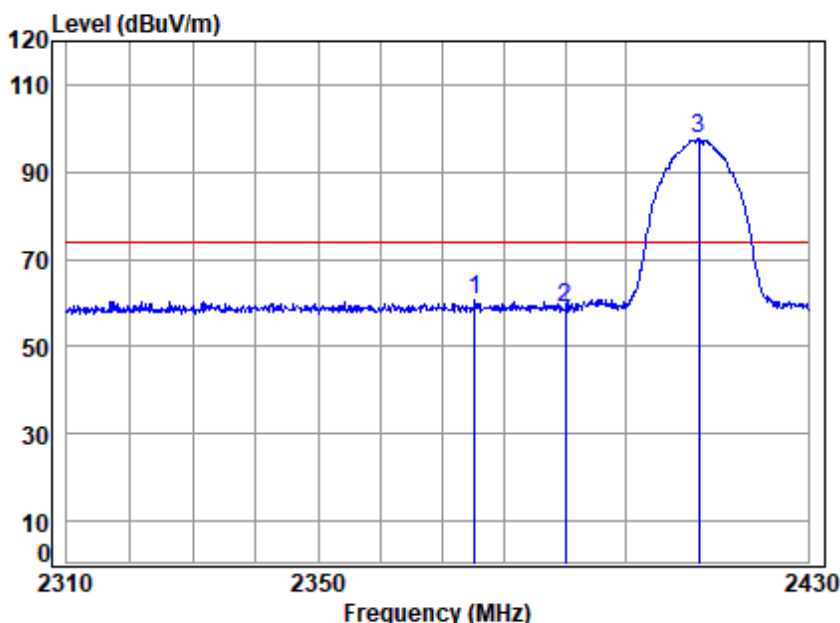
7.6.4 Measurement Procedure and Data

- a. For below 1GHz, the EUT was placed on the top of a rotating table 0.8 meters above the ground at a 3 or 10 meter semi-anechoic chamber. The table was rotated 360 degrees to determine the position of the highest radiation.
- b. For above 1GHz, the EUT was placed on the top of a rotating table 1.5 meters above the ground at a 3 meter fully-anechoic chamber. The table was rotated 360 degrees to determine the position of the highest radiation.
- c. The EUT was set 3 or 10 meters away from the interference-receiving antenna, which was mounted on the top of a variable-height antenna tower.
- d. The antenna height is varied from one meter to four meters above the ground to determine the maximum value of the field strength. Both horizontal and vertical polarizations of the antenna are set to make the measurement.
- e. For each suspected emission, the EUT was arranged to its worst case and then the antenna was tuned to heights from 1 meter to 4 meters (for the test frequency of below 30MHz, the antenna was tuned to heights 1 meter) and the rotatable table was turned from 0 degrees to 360 degrees to find the maximum reading.
- f. The test-receiver system was set to Peak Detect Function and Specified Bandwidth with Maximum Hold Mode.
- g. If the emission level of the EUT in peak mode was 10dB lower than the limit specified, then testing could be stopped and the peak values of the EUT would be reported. Otherwise the emissions that did not have 10dB margin would be re-tested one by one using peak, quasi-peak or average method as specified and then reported in a data sheet.
- h. Test the EUT in the lowest channel, the middle channel, the Highest channel.
- i. The radiation measurements are performed in X, Y, Z axis positioning for Transmitting mode, and found the X axis positioning which it is the worst case.
- j. Repeat above procedures until all frequencies measured was complete.

Remark 1: Level= Read Level+ Cable Loss+ Antenna Factor- Preamp Factor

Remark 2: For frequencies above 1GHz, the field strength limits are based on average limits. However, the peak field strength of any emission shall not exceed the maximum permitted average limits specified above by more than 20 dB under any condition of modulation. For the emissions whose peak level is lower than the average limit, only the peak measurement is shown in the report.

Test Mode: 02; Polarity: Horizontal; Modulation:802.11b; Bandwidth:20MHz; Channel:Low

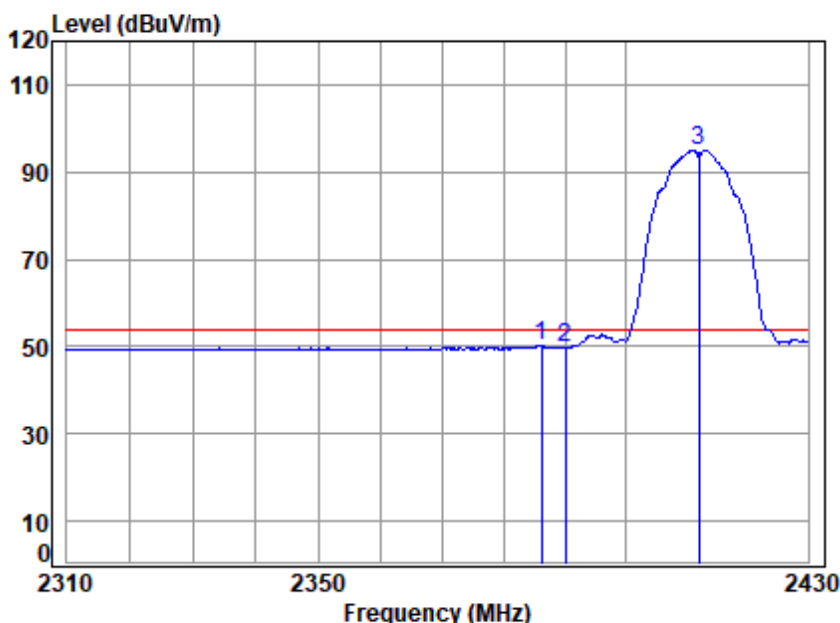


Site : chamber
Condition: 3m HORIZONTAL
Job No : 08634CR\08635CR
Mode : 2412 Band edge
Note : 2.4G WIFI 11B

| | | Cable | Ant | Preamp | Read | | Limit | Over | |
|------|----------|-------|--------|--------|--------|--------|--------|--------|--------|
| Freq | | Loss | Factor | Factor | Level | Level | Line | Limit | Remark |
| MHz | | dB | dB/m | dB | dBuV | dBuV/m | dBuV/m | dB | |
| 1 | 2375.368 | 4.32 | 28.49 | 40.97 | 68.99 | 60.83 | 74.00 | -13.17 | peak |
| 2 | 2390.000 | 4.34 | 28.52 | 40.97 | 66.83 | 58.72 | 74.00 | -15.28 | peak |
| 3 * | 2412.000 | 4.38 | 28.56 | 40.98 | 105.57 | 97.53 | 74.00 | 23.53 | peak |



Test Mode: 02; Polarity: Horizontal; Modulation:802.11b; Bandwidth:20MHz; Channel:Low

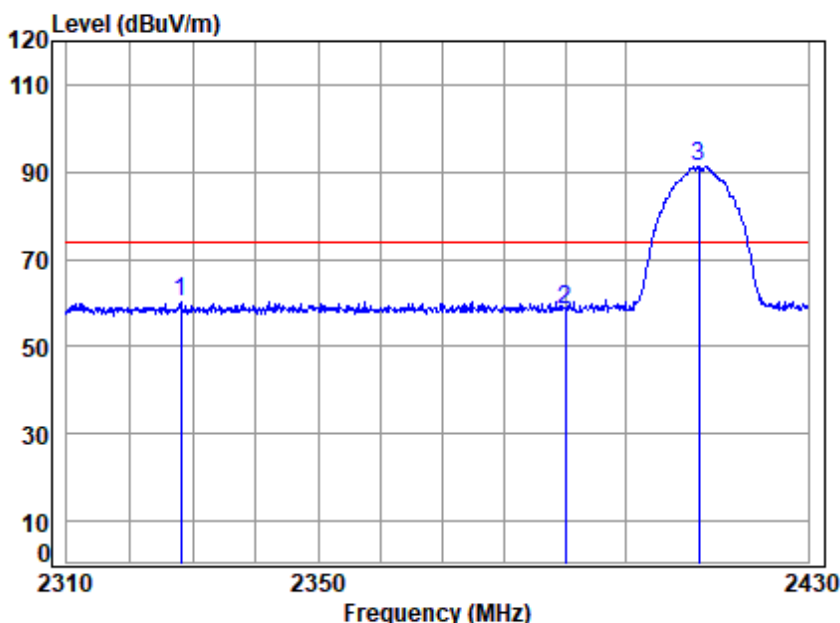


Site : chamber
Condition: 3m HORIZONTAL
Job No : 08634CR\08635CR
Mode : 2412 Band edge
Note : 2.4G WIFI 11B

| | | Cable | Ant | Preamp | Read | | Limit | Over | |
|-----|----------|-------|--------|--------|--------|--------|--------|-------|---------|
| | Freq | Loss | Factor | Factor | Level | Level | Line | Limit | Remark |
| | MHz | dB | dB/m | dB | dBuV | dBuV/m | dBuV/m | dB | |
| 1 | 2386.098 | 4.34 | 28.51 | 40.97 | 58.43 | 50.31 | 54.00 | -3.69 | Average |
| 2 | 2390.000 | 4.34 | 28.52 | 40.97 | 57.67 | 49.56 | 54.00 | -4.44 | Average |
| 3 * | 2412.000 | 4.38 | 28.56 | 40.98 | 103.13 | 95.09 | 54.00 | 41.09 | Average |



Test Mode: 02; Polarity: Vertical; Modulation:802.11b; Bandwidth:20MHz; Channel:Low

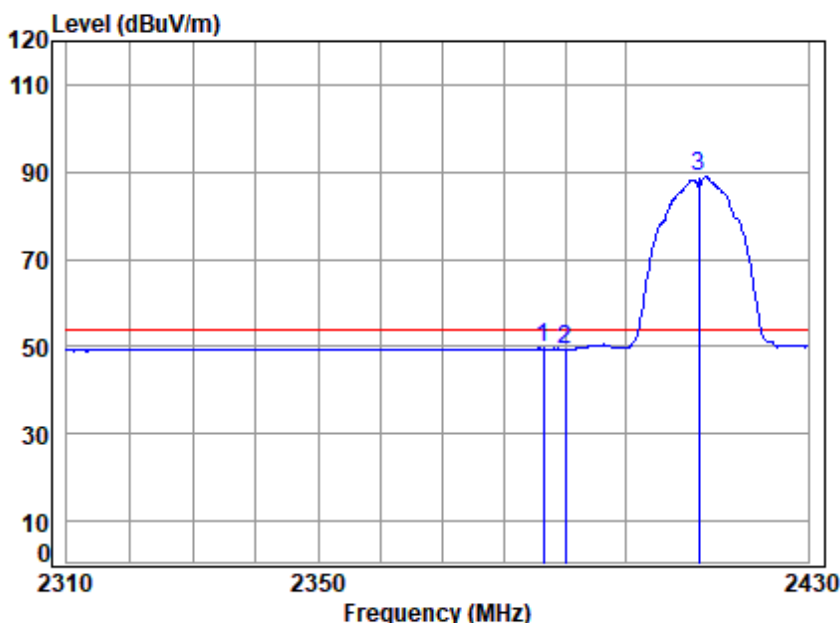


Site : chamber
Condition: 3m VERTICAL
Job No : 08634CR\08635CR
Mode : 2412 Band edge
Note : 2.4G WIFI 11B

| | | Cable | Ant | Preamp | Read | | Limit | Over | |
|-----|----------|-------|--------|--------|-------|--------|--------|--------|--------|
| | Freq | Loss | Factor | Factor | Level | Level | Line | Limit | Remark |
| | MHz | dB | dB/m | dB | dBuV | dBuV/m | dBuV/m | dB | |
| 1 | 2328.086 | 4.24 | 28.41 | 40.95 | 68.54 | 60.24 | 74.00 | -13.76 | Peak |
| 2 | 2390.000 | 4.34 | 28.52 | 40.97 | 66.37 | 58.26 | 74.00 | -15.74 | Peak |
| 3 * | 2412.000 | 4.38 | 28.56 | 40.98 | 99.39 | 91.35 | 74.00 | 17.35 | Peak |



Test Mode: 02; Polarity: Vertical; Modulation:802.11b; Bandwidth:20MHz; Channel:Low

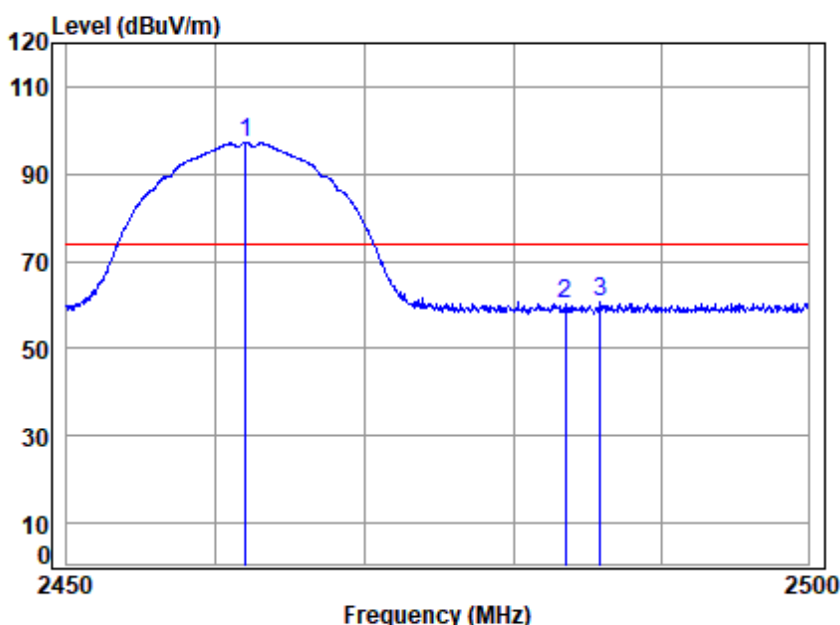


Site : chamber
Condition: 3m VERTICAL
Job No : 08634CR\08635CR
Mode : 2412 Band edge
Note : 2.4G WIFI 11B

| | | Cable | Ant | Preamp | Read | | Limit | Over | |
|-----|----------|-------|--------|--------|-------|--------|--------|-------|---------|
| | Freq | Loss | Factor | Factor | Level | Level | Line | Limit | Remark |
| | MHz | dB | dB/m | dB | dBuV | dBuV/m | dBuV/m | dB | |
| 1 | 2386.461 | 4.34 | 28.51 | 40.97 | 57.66 | 49.54 | 54.00 | -4.46 | Average |
| 2 | 2390.000 | 4.34 | 28.52 | 40.97 | 57.58 | 49.47 | 54.00 | -4.53 | Average |
| 3 * | 2412.000 | 4.38 | 28.56 | 40.98 | 96.82 | 88.78 | 54.00 | 34.78 | Average |



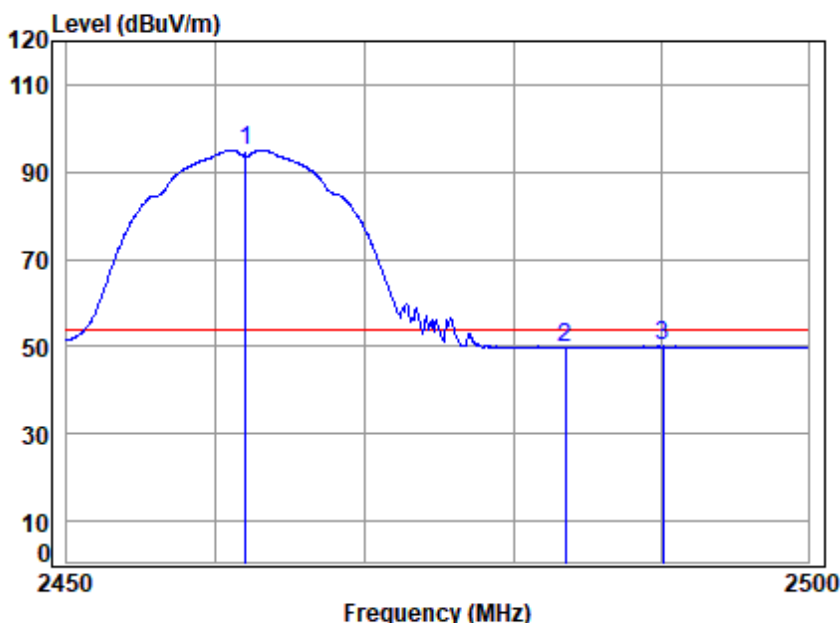
Test Mode: 02; Polarity: Horizontal; Modulation: 802.11b; Bandwidth: 20MHz; Channel: High



Site : chamber
Condition: 3m HORIZONTAL
Job No : 08634CR\08635CR
Mode : 2462 Band edge
Note : 2.4G WIFI 11B

| | Cable | Ant | Preamp | Read | | Limit | Over | |
|--------------|-------|--------|--------|--------|--------|--------|--------|--------|
| Freq | Loss | Factor | Factor | Level | Level | Line | Limit | Remark |
| MHz | dB | dB/m | dB | dBuV | dBuV/m | dBuV/m | dB | |
| 1 * 2462.000 | 4.46 | 28.64 | 41.00 | 105.12 | 97.22 | 74.00 | 23.22 | peak |
| 2 2483.500 | 4.49 | 28.67 | 41.01 | 68.08 | 60.23 | 74.00 | -13.77 | peak |
| 3 2485.898 | 4.50 | 28.68 | 41.01 | 68.37 | 60.54 | 74.00 | -13.46 | peak |

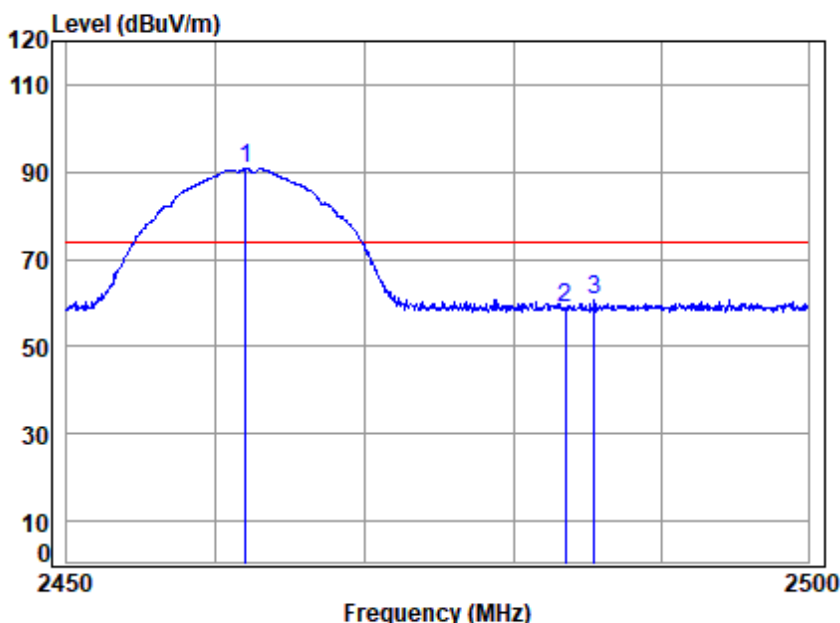
Test Mode: 02; Polarity: Horizontal; Modulation: 802.11b; Bandwidth: 20MHz; Channel: High



Site : chamber
Condition: 3m HORIZONTAL
Job No : 08634CR\08635CR
Mode : 2462 Band edge
Note : 2.4G WIFI 11B

| | Cable | Ant | Preamp | Read | | Limit | Over | |
|--------------|-------|--------|--------|--------|--------|--------|-------|---------|
| Freq | Loss | Factor | Factor | Level | Level | Line | Limit | Remark |
| MHz | dB | dB/m | dB | dBuV | dBuV/m | dBuV/m | dB | |
| 1 * 2462.000 | 4.46 | 28.64 | 41.00 | 102.93 | 95.03 | 54.00 | 41.03 | Average |
| 2 2483.500 | 4.49 | 28.67 | 41.01 | 57.66 | 49.81 | 54.00 | -4.19 | Average |
| 3 2490.171 | 4.50 | 28.68 | 41.01 | 57.87 | 50.04 | 54.00 | -3.96 | Average |

Test Mode: 02; Polarity: Vertical; Modulation:802.11b; Bandwidth:20MHz; Channel:High



Site : chamber

Condition: 3m VERTICAL

Job No : 08634CR\08635CR

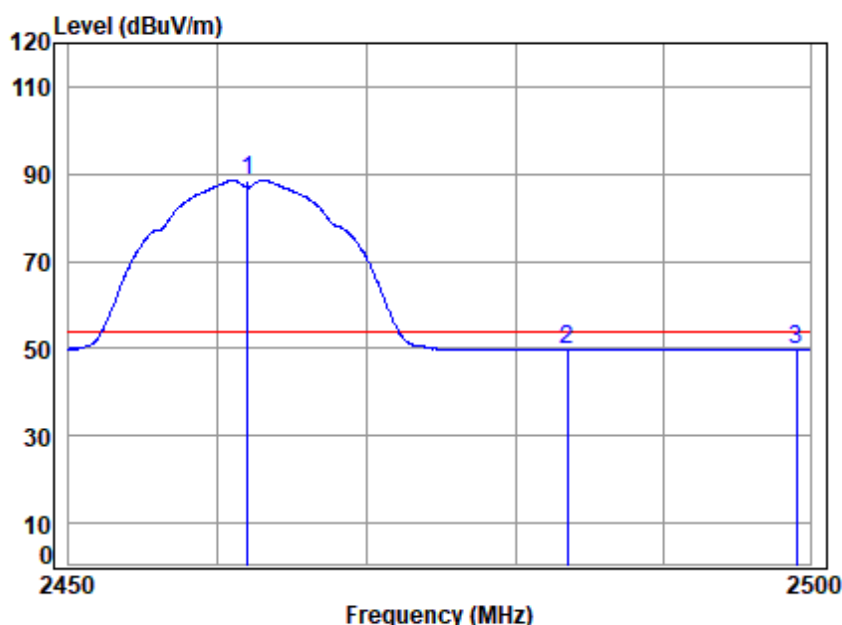
Mode : 2462 Band edge

Note : 2.4G WIFI 11B

| | Cable | Ant | Preamp | Read | | Limit | Over | |
|--------------|-------|--------|--------|-------|--------|--------|--------|--------|
| Freq | Loss | Factor | Factor | Level | Level | Line | Limit | Remark |
| MHz | dB | dB/m | dB | dBuV | dBuV/m | dBuV/m | dB | |
| 1 * 2462.000 | 4.46 | 28.64 | 41.00 | 98.75 | 90.85 | 74.00 | 16.85 | Peak |
| 2 2483.500 | 4.49 | 28.67 | 41.01 | 66.74 | 58.89 | 74.00 | -15.11 | Peak |
| 3 2485.446 | 4.50 | 28.68 | 41.01 | 68.61 | 60.78 | 74.00 | -13.22 | Peak |



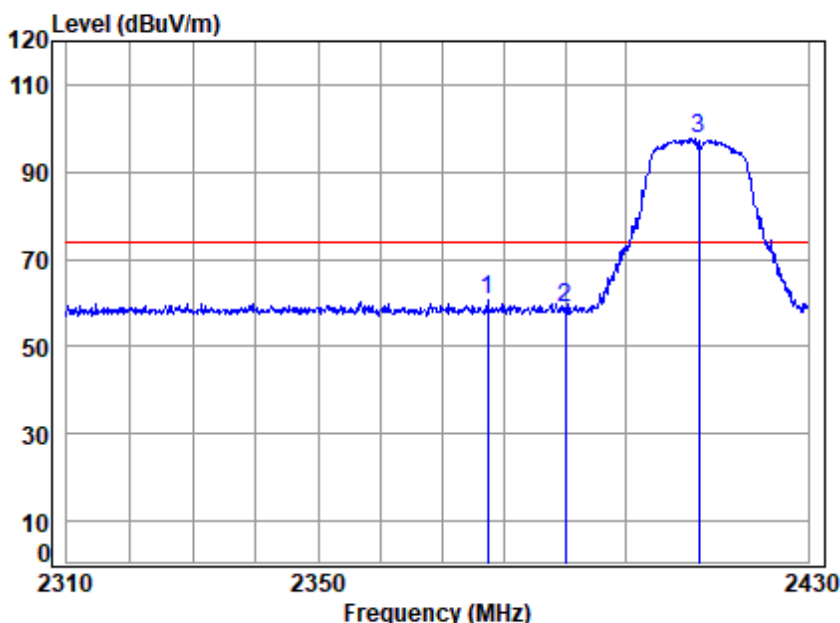
Test Mode: 02; Polarity: Vertical; Modulation:802.11b; Bandwidth:20MHz; Channel:High



Site : chamber
Condition: 3m VERTICAL
Job No : 08634CR\08635CR
Mode : 2462 Band edge
Note : 2.4G WIFI 11B

| | Cable | Ant | Preamp | Read | | Limit | Over | |
|--------------|-------|--------|--------|-------|--------|--------|-------|---------|
| Freq | Loss | Factor | Factor | Level | Level | Line | Limit | Remark |
| MHz | dB | dB/m | dB | dBuV | dBuV/m | dBuV/m | dB | |
| 1 * 2462.000 | 4.46 | 28.64 | 41.00 | 96.45 | 88.55 | 54.00 | 34.55 | Average |
| 2 2483.500 | 4.49 | 28.67 | 41.01 | 57.60 | 49.75 | 54.00 | -4.25 | Average |
| 3 2499.091 | 4.52 | 28.70 | 41.02 | 57.75 | 49.95 | 54.00 | -4.05 | Average |

Test Mode: 02; Polarity: Horizontal; Modulation:802.11g; Bandwidth:20MHz; Channel:Low

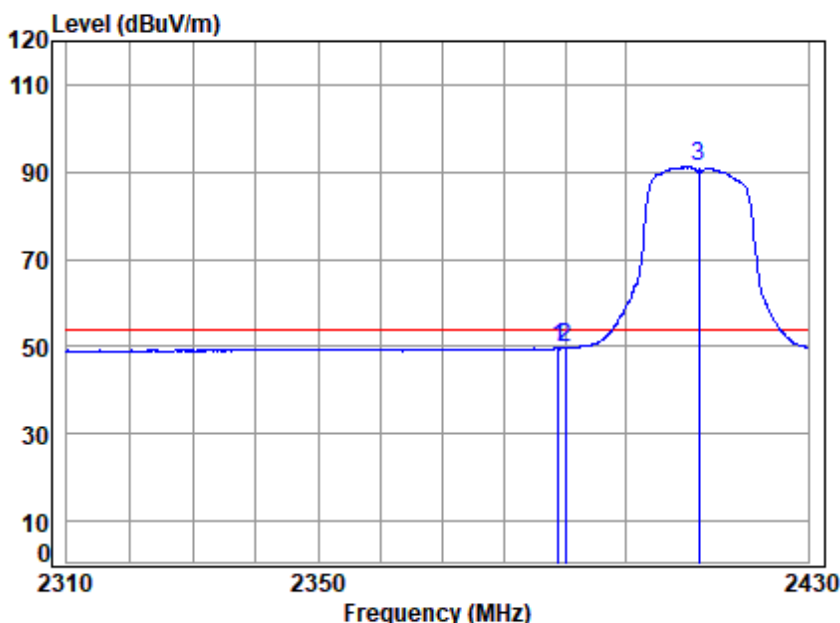


Site : chamber
Condition: 3m HORIZONTAL
Job No : 08634CR\08635CR
Mode : 2412 Band edge
Note : 2.4G WIFI 11G

| | | Cable | Ant | Preamp | Read | | Limit | Over | |
|------|----------|-------|--------|--------|--------|--------|--------|--------|--------|
| Freq | | Loss | Factor | Factor | Level | Level | Line | Limit | Remark |
| MHz | | dB | dB/m | dB | dBuV | dBuV/m | dBuV/m | dB | |
| 1 | 2377.414 | 4.32 | 28.50 | 40.97 | 68.79 | 60.64 | 74.00 | -13.36 | peak |
| 2 | 2390.000 | 4.34 | 28.52 | 40.97 | 67.18 | 59.07 | 74.00 | -14.93 | peak |
| 3 * | 2412.000 | 4.38 | 28.56 | 40.98 | 105.63 | 97.59 | 74.00 | 23.59 | peak |



Test Mode: 02; Polarity: Horizontal; Modulation:802.11g; Bandwidth:20MHz; Channel:Low

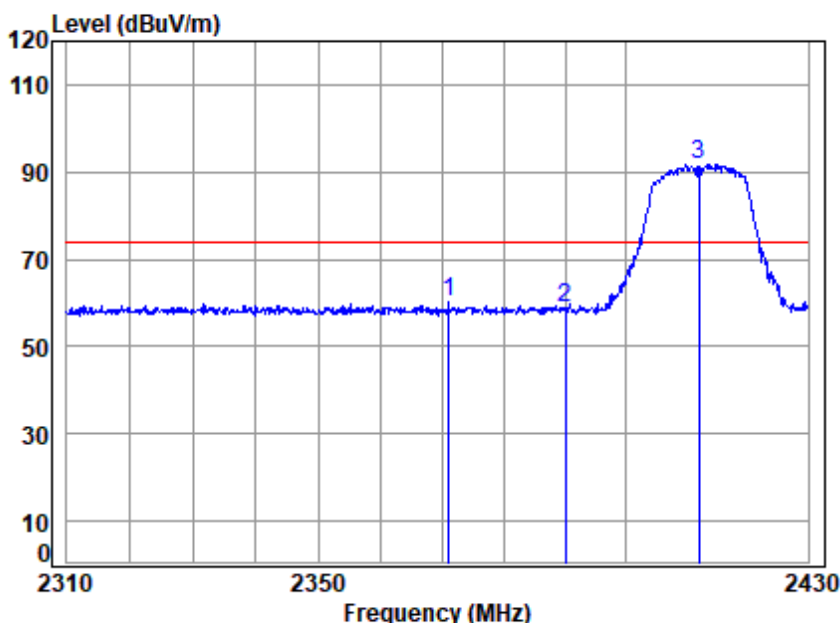


Site : chamber
Condition: 3m HORIZONTAL
Job No : 08634CR\08635CR
Mode : 2412 Band edge
Note : 2.4G WIFI 11G

| | | Cable | Ant | Preamp | Read | Limit | Over | |
|------|----------|--------|--------|--------|--------|--------|-------|---------------|
| Freq | Loss | Factor | Factor | Level | Level | Line | Limit | Remark |
| MHz | dB | dB/m | dB | dBuV | dBuV/m | dBuV/m | dB | |
| 1 | 2388.879 | 4.34 | 28.52 | 40.97 | 57.79 | 49.68 | 54.00 | -4.32 Average |
| 2 | 2390.000 | 4.34 | 28.52 | 40.97 | 57.63 | 49.52 | 54.00 | -4.48 Average |
| 3 * | 2412.000 | 4.38 | 28.56 | 40.98 | 99.23 | 91.19 | 54.00 | 37.19 Average |



Test Mode: 02; Polarity: Vertical; Modulation:802.11g; Bandwidth:20MHz; Channel:Low



Site : chamber
Condition: 3m VERTICAL
Job No : 08634CR\08635CR
Mode : 2412 Band edge
Note : 2.4G WIFI 11G

| | | Cable | Ant | Preamp | Read | | Limit | Over | |
|-----|----------|-------|--------|--------|-------|--------|--------|--------|--------|
| | Freq | Loss | Factor | Factor | Level | Level | Line | Limit | Remark |
| | MHz | dB | dB/m | dB | dBuV | dBuV/m | dBuV/m | dB | |
| 1 | 2371.041 | 4.31 | 28.49 | 40.96 | 68.56 | 60.40 | 74.00 | -13.60 | Peak |
| 2 | 2390.000 | 4.34 | 28.52 | 40.97 | 67.08 | 58.97 | 74.00 | -15.03 | Peak |
| 3 * | 2412.000 | 4.38 | 28.56 | 40.98 | 99.94 | 91.90 | 74.00 | 17.90 | Peak |

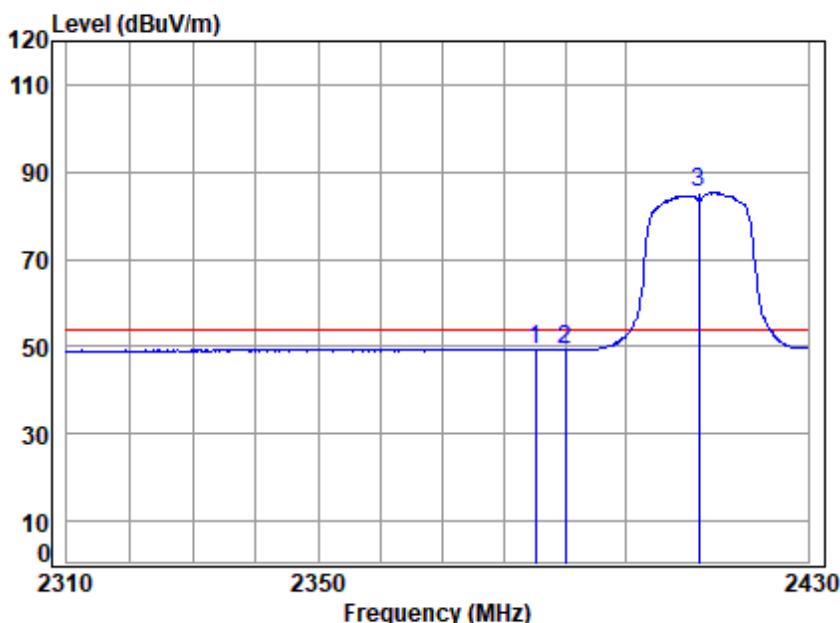


Unless otherwise agreed in writing, this document is issued by the Company subject to its General Conditions of Service printed overleaf, available on request or accessible at <http://www.sgs.com/en/Terms-and-Conditions.aspx> and, for electronic format documents, subject to Terms and Conditions for Electronic Documents at <http://www.sgs.com/en/Terms-and-Conditions/Terms-e-Document.aspx>. Attention is drawn to the limitation of liability, indemnification and jurisdiction issues defined therein. Any holder of this document is advised that information contained hereon reflects the Company's findings at the time of its intervention only and within the limits of Client's instructions, if any. The Company's sole responsibility is to its Client and this document does not exonerate parties to a transaction from exercising all their rights and obligations under the transaction documents. This document cannot be reproduced except in full, without prior written approval of the Company. Any unauthorized alteration, forgery or falsification of the content or appearance of this document is unlawful and offenders may be prosecuted to the fullest extent of the law. Unless otherwise stated the results shown in this test report refer only to the sample(s) tested and such sample(s) are retained for 30 days only.
Attention: To check the authenticity of testing / inspection report & certificate, please contact us at telephone: (86-755) 83071443, or email: CN.Doccheck@sgs.com

SGS-CSTC Standards Technical Services Co., Ltd.
Shenzhen Branch

No.1 Workshop, M-10, Middle Section, Science & Technology Park, Shenzhen, China 518057 t (86-755) 26012053 f (86-755) 26710594 www.sgsgroup.com.cn
中国·深圳·科技园中区M-10栋一号厂房 邮编: 518057 t (86-755) 26012053 f (86-755) 26710594 sgs.china@sgs.com

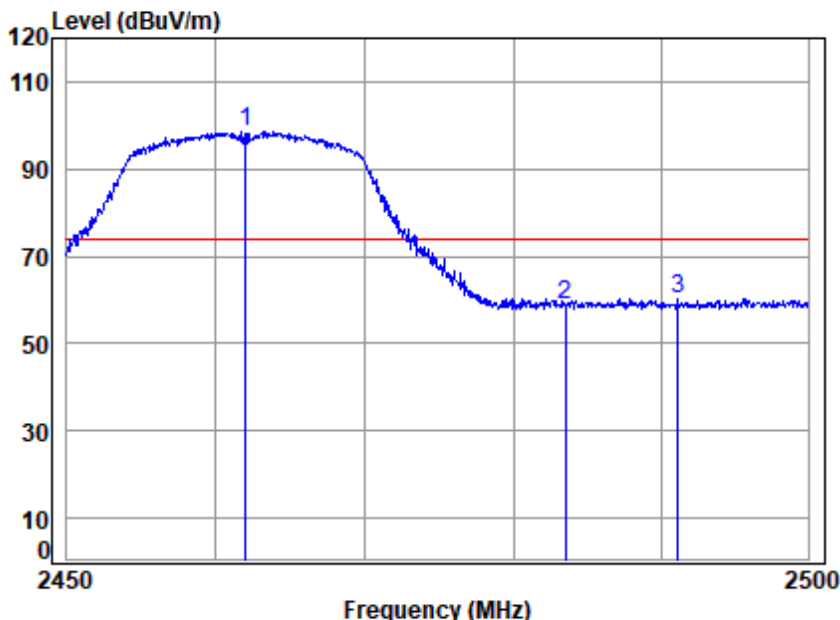
Test Mode: 02; Polarity: Vertical; Modulation:802.11g; Bandwidth:20MHz; Channel:Low



Site : chamber
Condition: 3m VERTICAL
Job No : 08634CR\08635CR
Mode : 2412 Band edge
Note : 2.4G WIFI 11G

| | Freq | Cable Loss | Ant Factor | Preamp Factor | Read Level | Level | Limit Line | Over Limit | Remark |
|-----|----------|------------|------------|---------------|------------|--------|------------|------------|---------|
| | MHz | dB | dB/m | dB | dBuV | dBuV/m | dBuV/m | dB | |
| 1 | 2385.132 | 4.34 | 28.51 | 40.97 | 57.44 | 49.32 | 54.00 | -4.68 | Average |
| 2 | 2390.000 | 4.34 | 28.52 | 40.97 | 57.37 | 49.26 | 54.00 | -4.74 | Average |
| 3 * | 2412.000 | 4.38 | 28.56 | 40.98 | 93.24 | 85.20 | 54.00 | 31.20 | Average |

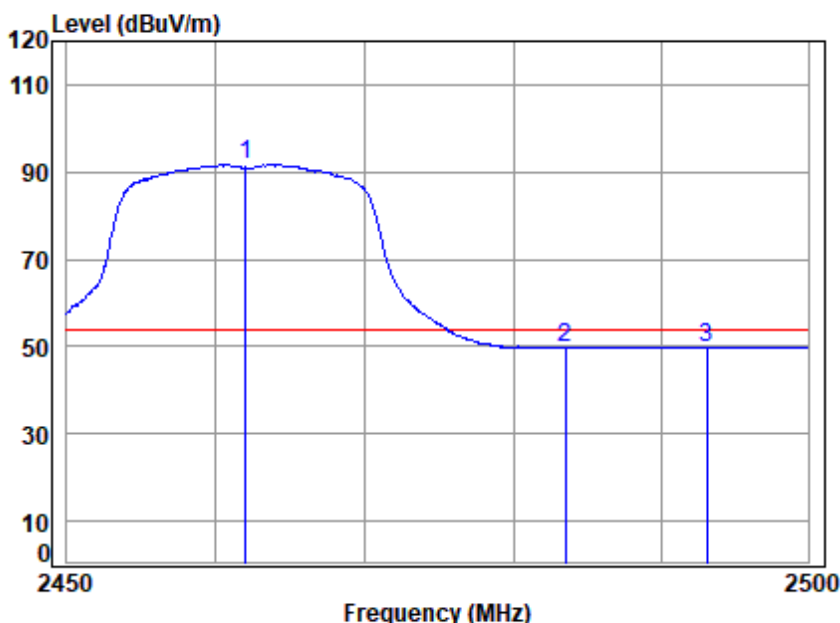
Test Mode: 02; Polarity: Horizontal; Modulation: 802.11g; Bandwidth: 20MHz; Channel: High



Site : chamber
Condition: 3m HORIZONTAL
Job No : 08634CR\08635CR
Mode : 2462 Band edge
Note : 2.4G WIFI 11G

| | Cable | Ant | Preamp | Read | | Limit | Over | |
|--------------|-------|--------|--------|--------|--------|--------|--------|--------|
| Freq | Loss | Factor | Factor | Level | Level | Line | Limit | Remark |
| MHz | dB | dB/m | dB | dBuV | dBuV/m | dBuV/m | dB | |
| 1 * 2462.000 | 4.46 | 28.64 | 41.00 | 106.40 | 98.50 | 74.00 | 24.50 | peak |
| 2 2483.500 | 4.49 | 28.67 | 41.01 | 66.79 | 58.94 | 74.00 | -15.06 | peak |
| 3 2491.177 | 4.51 | 28.69 | 41.01 | 68.09 | 60.28 | 74.00 | -13.72 | peak |

Test Mode: 02; Polarity: Horizontal; Modulation: 802.11g; Bandwidth: 20MHz; Channel: High



Site : chamber
Condition: 3m HORIZONTAL
Job No : 08634CR\08635CR
Mode : 2462 Band edge
Note : 2.4G WIFI 11G

| | Cable | Ant | Preamp | Read | | Limit | Over | |
|--------------|-------|--------|--------|-------|--------|--------|-------|---------|
| Freq | Loss | Factor | Factor | Level | Level | Line | Limit | Remark |
| MHz | dB | dB/m | dB | dBuV | dBuV/m | dBuV/m | dB | |
| 1 * 2462.000 | 4.46 | 28.64 | 41.00 | 99.59 | 91.69 | 54.00 | 37.69 | Average |
| 2 2483.500 | 4.49 | 28.67 | 41.01 | 57.61 | 49.76 | 54.00 | -4.24 | Average |
| 3 2493.090 | 4.51 | 28.69 | 41.01 | 57.66 | 49.85 | 54.00 | -4.15 | Average |

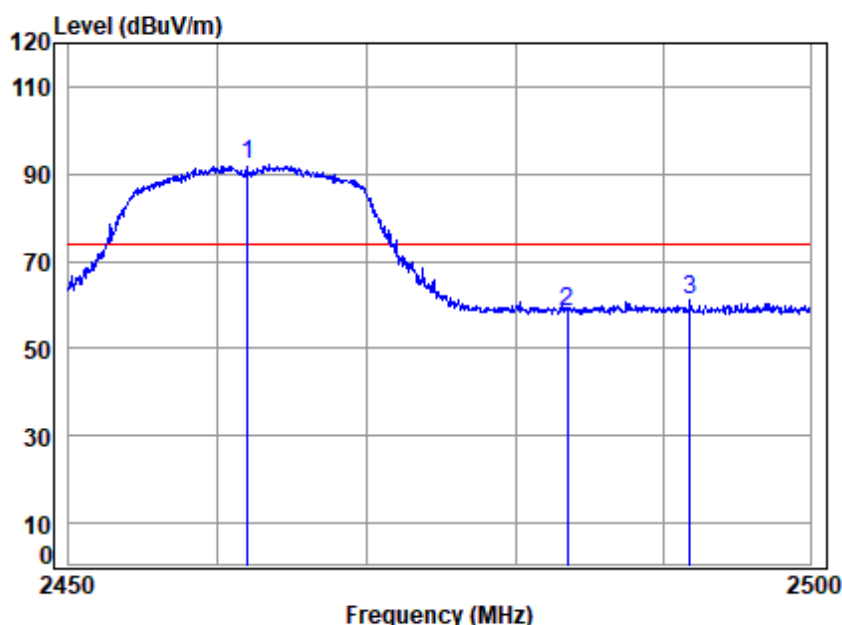


Unless otherwise agreed in writing, this document is issued by the Company subject to its General Conditions of Service printed overleaf, available on request or accessible at <http://www.sgs.com/en/Terms-and-Conditions.aspx> and, for electronic format documents, subject to Terms and Conditions for Electronic Documents at <http://www.sgs.com/en/Terms-and-Conditions/Terms-e-Document.aspx>. Attention is drawn to the limitation of liability, indemnification and jurisdiction issues defined therein. Any holder of this document is advised that information contained hereon reflects the Company's findings at the time of its intervention only and within the limits of Client's instructions, if any. The Company's sole responsibility is to its Client and this document does not exonerate parties to a transaction from exercising all their rights and obligations under the transaction documents. This document cannot be reproduced except in full, without prior written approval of the Company. Any unauthorized alteration, forgery or falsification of the content or appearance of this document is unlawful and offenders may be prosecuted to the fullest extent of the law. Unless otherwise stated the results shown in this test report refer only to the sample(s) tested and such sample(s) are retained for 30 days only.
Attention: To check the authenticity of testing / inspection report & certificate, please contact us at telephone: (86-755) 8307 1443, or email: CN.Doccheck@sgs.com

SGS-CSTC Standards Technical Services Co., Ltd.
Shenzhen Branch

No.1 Workshop, M-10, Middle Section, Science & Technology Park, Shenzhen, China 518057 t (86-755) 26012053 f (86-755) 26710594 www.sgsgroup.com.cn
中国·深圳·科技园中区M-10栋一号厂房 邮编: 518057 t (86-755) 26012053 f (86-755) 26710594 sgs.china@sgs.com

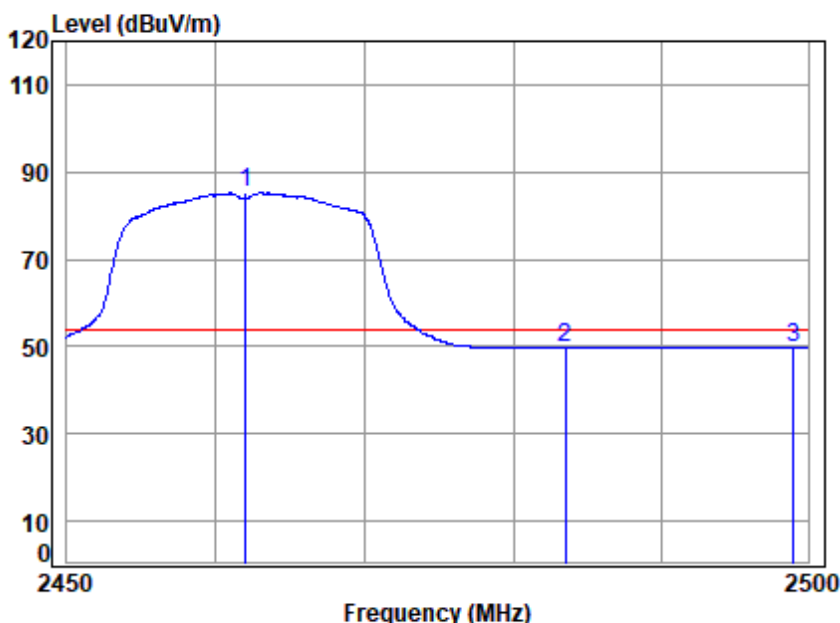
Test Mode: 02; Polarity: Vertical; Modulation:802.11g; Bandwidth:20MHz; Channel:High



Site : chamber
Condition: 3m VERTICAL
Job No : 08634CR\08635CR
Mode : 2462 Band edge
Note : 2.4G WIFI 11G

| | Cable | Ant | Preamp | Read | | Limit | Over | |
|--------------|-------|--------|--------|-------|--------|--------|--------|--------|
| Freq | Loss | Factor | Factor | Level | Level | Line | Limit | Remark |
| MHz | dB | dB/m | dB | dBuV | dBuV/m | dBuV/m | dB | |
| 1 * 2462.000 | 4.46 | 28.64 | 41.00 | 99.95 | 92.05 | 74.00 | 18.05 | Peak |
| 2 2483.500 | 4.49 | 28.67 | 41.01 | 66.29 | 58.44 | 74.00 | -15.56 | Peak |
| 3 2491.831 | 4.51 | 28.69 | 41.01 | 69.07 | 61.26 | 74.00 | -12.74 | Peak |

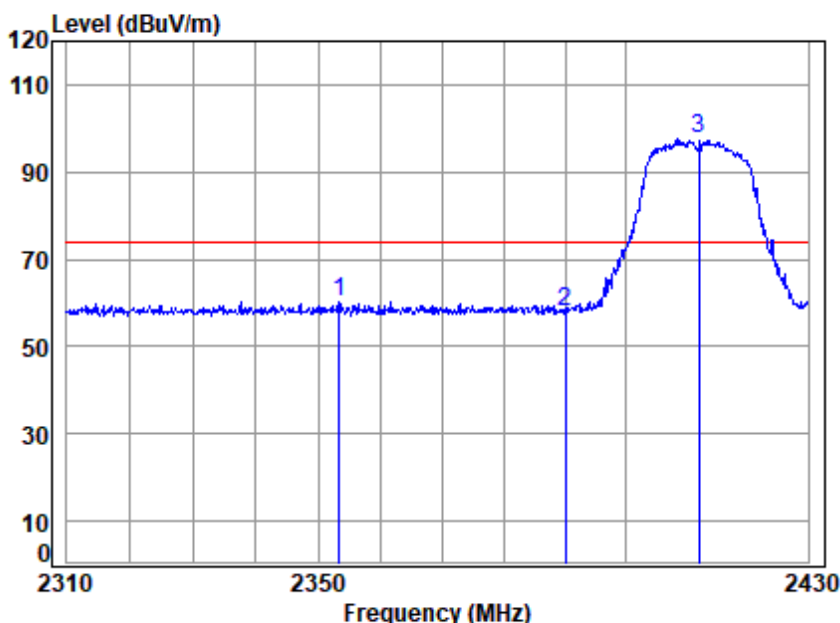
Test Mode: 02; Polarity: Vertical; Modulation:802.11g; Bandwidth:20MHz; Channel:High



Site : chamber
Condition: 3m VERTICAL
Job No : 08634CR\08635CR
Mode : 2462 Band edge
Note : 2.4G WIFI 11G

| | Cable | Ant | Preamp | Read | | Limit | Over | |
|--------------|-------|--------|--------|-------|--------|--------|-------|---------|
| Freq | Loss | Factor | Factor | Level | Level | Line | Limit | Remark |
| MHz | dB | dB/m | dB | dBuV | dBuV/m | dBuV/m | dB | |
| 1 * 2462.000 | 4.46 | 28.64 | 41.00 | 93.24 | 85.34 | 54.00 | 31.34 | Average |
| 2 2483.500 | 4.49 | 28.67 | 41.01 | 57.56 | 49.71 | 54.00 | -4.29 | Average |
| 3 2499.041 | 4.52 | 28.70 | 41.02 | 57.64 | 49.84 | 54.00 | -4.16 | Average |

Test Mode: 02; Polarity: Horizontal; Modulation:802.11n; Bandwidth:20MHz; Channel:Low

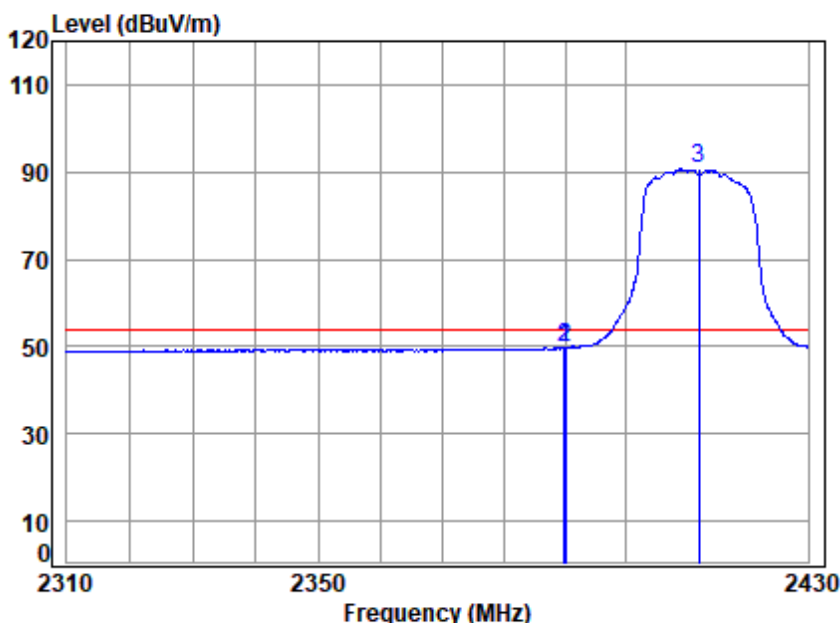


Site : chamber
Condition: 3m HORIZONTAL
Job No : 08634CR\08635CR
Mode : 2412 Band edge
Note : 2.4G WIFI 11N20

| | Freq | Cable Loss | Ant Factor | Preamp Factor | Read Level | Level | Limit Line | Over Limit | Remark |
|-----|----------|------------|------------|---------------|------------|--------|------------|------------|--------|
| | MHz | dB | dB/m | dB | dBuV | dBuV/m | dBuV/m | dB | |
| 1 | 2353.455 | 4.28 | 28.46 | 40.96 | 68.50 | 60.28 | 74.00 | -13.72 | peak |
| 2 | 2390.000 | 4.34 | 28.52 | 40.97 | 66.06 | 57.95 | 74.00 | -16.05 | peak |
| 3 * | 2412.000 | 4.38 | 28.56 | 40.98 | 105.81 | 97.77 | 74.00 | 23.77 | peak |



Test Mode: 02; Polarity: Horizontal; Modulation:802.11n; Bandwidth:20MHz; Channel:Low



Site : chamber
Condition: 3m HORIZONTAL
Job No : 08634CR\08635CR
Mode : 2412 Band edge
Note : 2.4G WIFI 11N20

| | | Cable | Ant | Preamp | Read | | Limit | Over | |
|-----|----------|-------|--------|--------|-------|--------|--------|-------|---------|
| | Freq | Loss | Factor | Factor | Level | Level | Line | Limit | Remark |
| | MHz | dB | dB/m | dB | dBuV | dBuV/m | dBuV/m | dB | |
| 1 | 2389.847 | 4.34 | 28.52 | 40.97 | 57.85 | 49.74 | 54.00 | -4.26 | Average |
| 2 | 2390.000 | 4.34 | 28.52 | 40.97 | 57.84 | 49.73 | 54.00 | -4.27 | Average |
| 3 * | 2412.000 | 4.38 | 28.56 | 40.98 | 98.78 | 90.74 | 54.00 | 36.74 | Average |

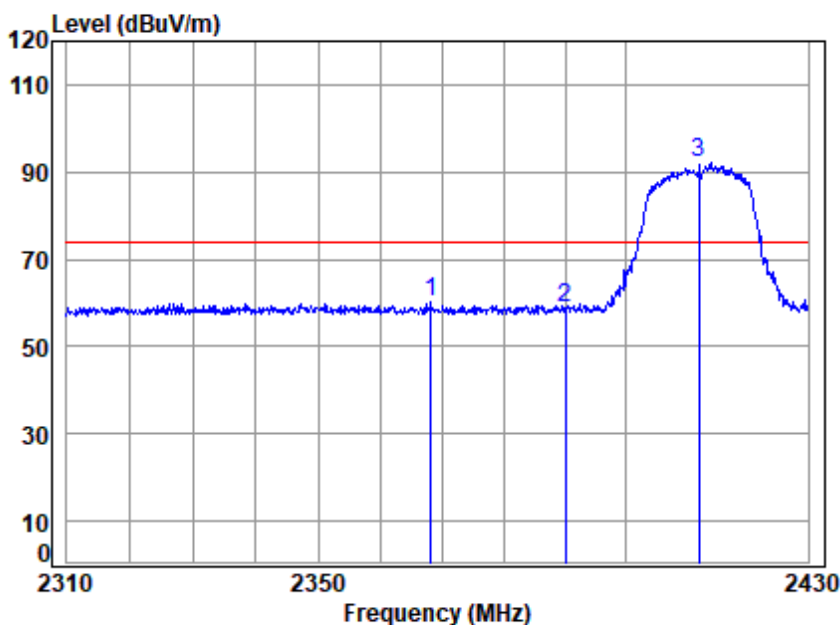


Unless otherwise agreed in writing, this document is issued by the Company subject to its General Conditions of Service printed overleaf, available on request or accessible at <http://www.sgs.com/en/Terms-and-Conditions.aspx> and, for electronic format documents, subject to Terms and Conditions for Electronic Documents at <http://www.sgs.com/en/Terms-and-Conditions/Terms-e-Documents.aspx>. Attention is drawn to the limitation of liability, indemnification and jurisdiction issues defined therein. Any holder of this document is advised that information contained hereon reflects the Company's findings at the time of its intervention only and within the limits of Client's instructions, if any. The Company's sole responsibility is to its Client and this document does not exonerate parties to a transaction from exercising all their rights and obligations under the transaction documents. This document cannot be reproduced except in full, without prior written approval of the Company. Any unauthorized alteration, forgery or falsification of the content or appearance of this document is unlawful and offenders may be prosecuted to the fullest extent of the law. Unless otherwise stated the results shown in this test report refer only to the sample(s) tested and such sample(s) are retained for 30 days only.
Attention: To check the authenticity of testing / inspection report & certificate, please contact us at telephone: (86-755) 8307 1443, or email: CN.Doccheck@sgs.com

SGS-CSTC Standards Technical Services Co., Ltd.
Shenzhen Branch

No.1 Workshop, M-10, Middle Section, Science & Technology Park, Shenzhen, China 518057 t (86-755) 26012053 f (86-755) 26710594 www.sgs.com.cn
中国·深圳·科技园中区M-10栋一号厂房 邮编: 518057 t (86-755) 26012053 f (86-755) 26710594 sgs.china@sgs.com

Test Mode: 02; Polarity: Vertical; Modulation:802.11n; Bandwidth:20MHz; Channel:Low

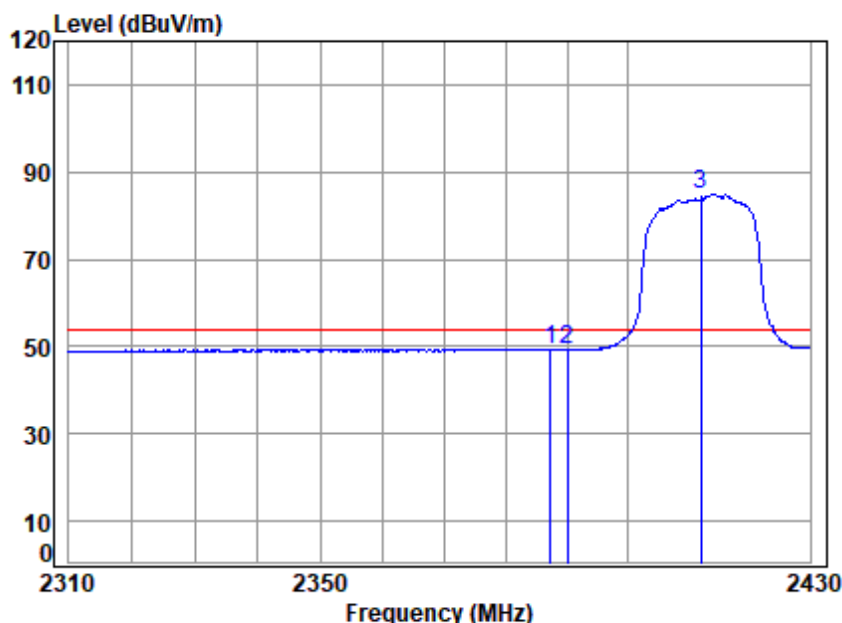


Site : chamber
Condition: 3m VERTICAL
Job No : 08634CR\08635CR
Mode : 2412 Band edge
Note : 2.4G WIFI 11N20

| | | Cable | Ant | Preamp | Read | | Limit | Over | |
|------|----------|-------|--------|--------|--------|--------|--------|--------|--------|
| Freq | | Loss | Factor | Factor | Level | Level | Line | Limit | Remark |
| MHz | | dB | dB/m | dB | dBuV | dBuV/m | dBuV/m | dB | |
| 1 | 2368.161 | 4.31 | 28.48 | 40.96 | 68.31 | 60.14 | 74.00 | -13.86 | Peak |
| 2 | 2390.000 | 4.34 | 28.52 | 40.97 | 67.05 | 58.94 | 74.00 | -15.06 | Peak |
| 3 * | 2412.000 | 4.38 | 28.56 | 40.98 | 100.12 | 92.08 | 74.00 | 18.08 | Peak |



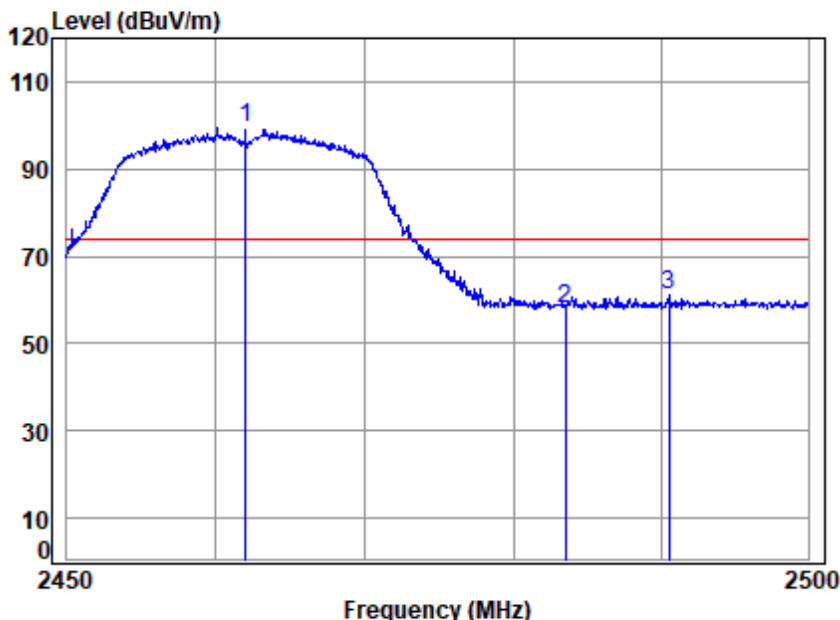
Test Mode: 02; Polarity: Vertical; Modulation:802.11n; Bandwidth:20MHz; Channel:Low



Site : chamber
Condition: 3m VERTICAL
Job No : 08634CR\08635CR
Mode : 2412 Band edge
Note : 2.4G WIFI 11N20

| | | Cable | Ant | Preamp | Read | | Limit | Over | |
|-----|----------|-------|--------|--------|-------|--------|--------|-------|---------|
| | Freq | Loss | Factor | Factor | Level | Level | Line | Limit | Remark |
| | MHz | dB | dB/m | dB | dBuV | dBuV/m | dBuV/m | dB | |
| 1 | 2387.307 | 4.34 | 28.51 | 40.97 | 57.46 | 49.34 | 54.00 | -4.66 | Average |
| 2 | 2390.000 | 4.34 | 28.52 | 40.97 | 57.31 | 49.20 | 54.00 | -4.80 | Average |
| 3 * | 2412.000 | 4.38 | 28.56 | 40.98 | 93.00 | 84.96 | 54.00 | 30.96 | Average |

Test Mode: 02; Polarity: Horizontal; Modulation: 802.11n; Bandwidth: 20MHz; Channel: High

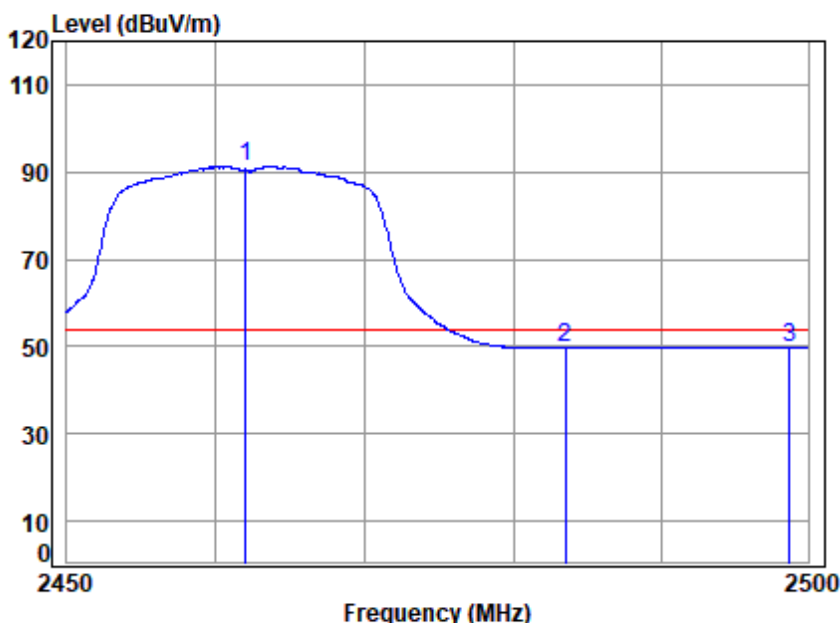


Site : chamber
Condition: 3m HORIZONTAL
Job No : 08634CR\08635CR
Mode : 2462 Band edge
Note : 2.4G WIFI 11N20

| | Cable | Ant | Preamp | Read | | Limit | Over | |
|--------------|-------|--------|--------|--------|--------|--------|--------|--------|
| Freq | Loss | Factor | Factor | Level | Level | Line | Limit | Remark |
| MHz | dB | dB/m | dB | dBuV | dBuV/m | dBuV/m | dB | |
| 1 * 2462.000 | 4.46 | 28.64 | 41.00 | 107.48 | 99.58 | 74.00 | 25.58 | peak |
| 2 2483.500 | 4.49 | 28.67 | 41.01 | 65.96 | 58.11 | 74.00 | -15.89 | peak |
| 3 2490.523 | 4.51 | 28.68 | 41.01 | 68.74 | 60.92 | 74.00 | -13.08 | peak |



Test Mode: 02; Polarity: Horizontal; Modulation:802.11n; Bandwidth:20MHz; Channel:High



Site : chamber
Condition: 3m HORIZONTAL
Job No : 08634CR\08635CR
Mode : 2462 Band edge
Note : 2.4G WIFI 11N20

| | Cable | Ant | Preamp | Read | | Limit | Over | |
|--------------|-------|--------|--------|-------|--------|--------|-------|---------|
| Freq | Loss | Factor | Factor | Level | Level | Line | Limit | Remark |
| MHz | dB | dB/m | dB | dBuV | dBuV/m | dBuV/m | dB | |
| 1 * 2462.000 | 4.46 | 28.64 | 41.00 | 99.24 | 91.34 | 54.00 | 37.34 | Average |
| 2 2483.500 | 4.49 | 28.67 | 41.01 | 57.61 | 49.76 | 54.00 | -4.24 | Average |
| 3 2498.738 | 4.52 | 28.70 | 41.02 | 57.73 | 49.93 | 54.00 | -4.07 | Average |

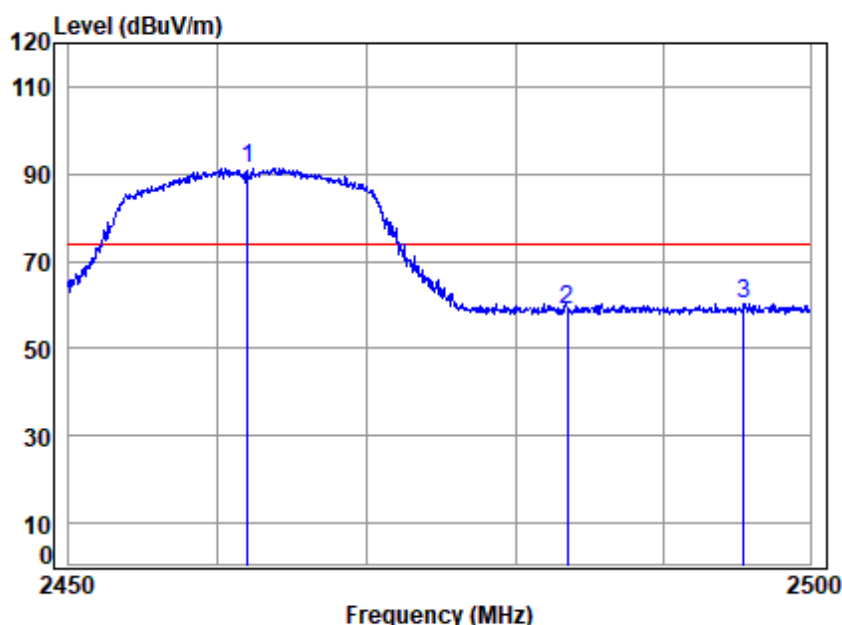


Unless otherwise agreed in writing, this document is issued by the Company subject to its General Conditions of Service printed overleaf, available on request or accessible at <http://www.sgs.com/en/Terms-and-Conditions.aspx> and, for electronic format documents, subject to Terms and Conditions for Electronic Documents at <http://www.sgs.com/en/Terms-and-Conditions/Terms-e-Documents.aspx>. Attention is drawn to the limitation of liability, indemnification and jurisdiction issues defined therein. Any holder of this document is advised that information contained hereon reflects the Company's findings at the time of its intervention only and within the limits of Client's instructions, if any. The Company's sole responsibility is to its Client and this document does not exonerate parties to a transaction from exercising all their rights and obligations under the transaction documents. This document cannot be reproduced except in full, without prior written approval of the Company. Any unauthorized alteration, forgery or falsification of the content or appearance of this document is unlawful and offenders may be prosecuted to the fullest extent of the law. Unless otherwise stated the results shown in this test report refer only to the sample(s) tested and such sample(s) are retained for 30 days only.
Attention: To check the authenticity of testing / inspection report & certificate, please contact us at telephone: (86-755) 8307 1443, or email: CN.Doccheck@sgs.com

SGS-CSTC Standards Technical Services Co., Ltd.
Shenzhen Branch

No.1 Workshop, M-10, Middle Section, Science & Technology Park, Shenzhen, China 518057 t (86-755) 26012053 f (86-755) 26710594 www.sgsgroup.com.cn
中国·深圳·科技园中区M-10栋一号厂房 邮编: 518057 t (86-755) 26012053 f (86-755) 26710594 sgs.china@sgs.com

Test Mode: 02; Polarity: Vertical; Modulation:802.11n; Bandwidth:20MHz; Channel:High

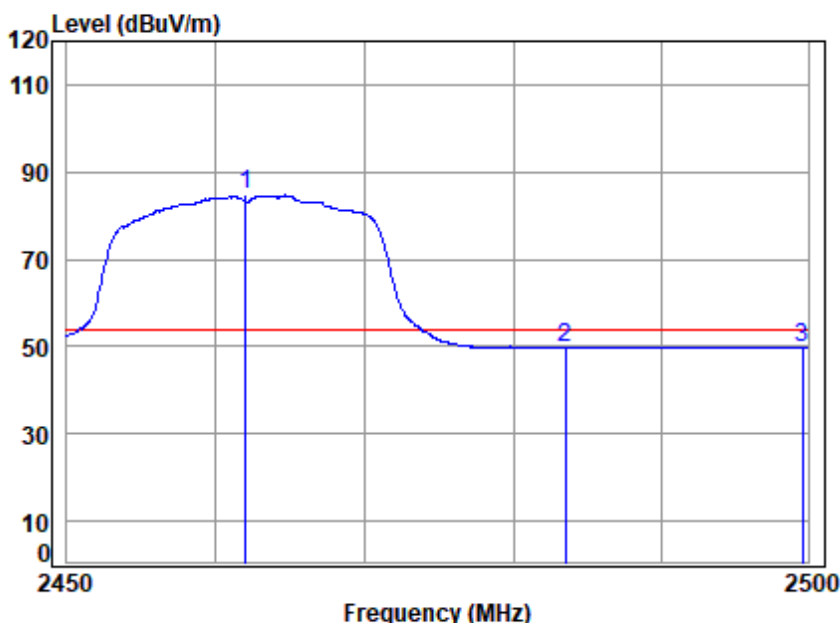


Site : chamber
Condition: 3m VERTICAL
Job No : 08634CR\08635CR
Mode : 2462 Band edge
Note : 2.4G WIFI 11N20

| | Cable | Ant | Preamp | Read | | Limit | Over | |
|--------------|-------|--------|--------|-------|--------|--------|--------|--------|
| Freq | Loss | Factor | Factor | Level | Level | Line | Limit | Remark |
| MHz | dB | dB/m | dB | dBuV | dBuV/m | dBuV/m | dB | |
| 1 * 2462.000 | 4.46 | 28.64 | 41.00 | 99.26 | 91.36 | 74.00 | 17.36 | Peak |
| 2 2483.500 | 4.49 | 28.67 | 41.01 | 66.57 | 58.72 | 74.00 | -15.28 | Peak |
| 3 2495.509 | 4.51 | 28.69 | 41.02 | 68.14 | 60.32 | 74.00 | -13.68 | Peak |



Test Mode: 02; Polarity: Vertical; Modulation:802.11n; Bandwidth:20MHz; Channel:High



Site : chamber
Condition: 3m VERTICAL
Job No : 08634CR\08635CR
Mode : 2462 Band edge
Note : 2.4G WIFI 11N20

| | Cable | Ant | Preamp | Read | | Limit | Over | |
|--------------|-------|--------|--------|-------|--------|--------|-------|---------|
| Freq | Loss | Factor | Factor | Level | Level | Line | Limit | Remark |
| MHz | dB | dB/m | dB | dBuV | dBuV/m | dBuV/m | dB | |
| 1 * 2462.000 | 4.46 | 28.64 | 41.00 | 92.56 | 84.66 | 54.00 | 30.66 | Average |
| 2 2483.500 | 4.49 | 28.67 | 41.01 | 57.53 | 49.68 | 54.00 | -4.32 | Average |
| 3 2499.646 | 4.52 | 28.70 | 41.02 | 57.66 | 49.86 | 54.00 | -4.14 | Average |

7.7 Radiated Spurious Emissions

Test Requirement 47 CFR Part 15, Subpart C 15.205 & 15.209

Test Method: ANSI C63.10 (2013) Section 6.4,6.5,6.6

Limit:

| Frequency(MHz) | Field strength(microvolts/meter) | Measurement distance(meters) |
|----------------|----------------------------------|------------------------------|
| 0.009-0.490 | 2400/F(kHz) | 300 |
| 0.490-1.705 | 24000/F(kHz) | 30 |
| 1.705-30.0 | 30 | 30 |
| 30-88 | 100 | 3 |
| 88-216 | 150 | 3 |
| 216-960 | 200 | 3 |
| Above 960 | 500 | 3 |

Remark: The emission limits shown in the above table are based on measurements employing a CISPR quasi-peak detector except for the frequency bands 9-90kHz, 110-490kHz and above 1000 MHz. Radiated emission limits in these three bands are based on measurements employing an average detector, the peak field strength of any emission shall not exceed the maximum permitted average limits specified above by more than 20 dB under any condition of modulation.

7.7.1 E.U.T. Operation

Operating Environment:

Temperature: 25.5 °C

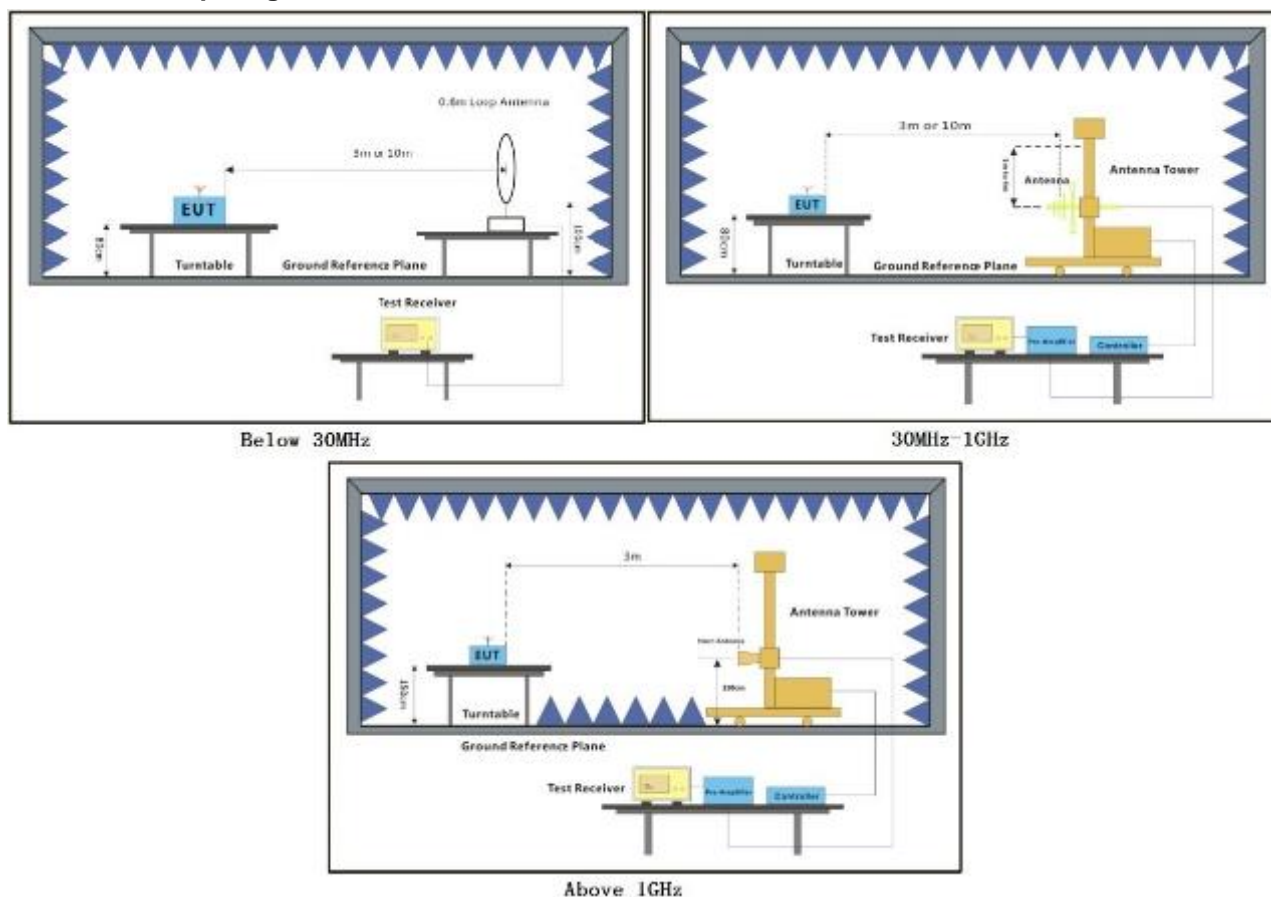
Humidity: 56.3 % RH

Atmospheric Pressure: 1000 mbar

7.7.2 Test Mode Description

| Pre-scan / Final test | Mode Code | Description |
|-----------------------|-----------|--|
| Final test | 02 | TX mode_Keep the EUT in continuously transmitting mode with all modulation types. All data rates for each modulation type have been tested and found the data rate @ 1Mbps is the worst case of IEEE 802.11b; data rate @ 6Mbps is the worst case of IEEE 802.11g; data rate @ 6.5Mbps is the worst case of IEEE 802.11n(HT20); . Only the data of worst case is recorded in the report. |

7.7.3 Test Setup Diagram





7.7.4 Measurement Procedure and Data

- a. For below 1GHz, the EUT was placed on the top of a rotating table 0.8 meters above the ground at a 3 or 10 meter semi-anechoic chamber. The table was rotated 360 degrees to determine the position of the highest radiation.
- b. For above 1GHz, the EUT was placed on the top of a rotating table 1.5 meters above the ground at a 3 meter fully-anechoic chamber. The table was rotated 360 degrees to determine the position of the highest radiation.
- c. The EUT was set 3 or 10 meters away from the interference-receiving antenna, which was mounted on the top of a variable-height antenna tower.
- d. The antenna height is varied from one meter to four meters above the ground to determine the maximum value of the field strength. Both horizontal and vertical polarizations of the antenna are set to make the measurement.
- e. For each suspected emission, the EUT was arranged to its worst case and then the antenna was tuned to heights from 1 meter to 4 meters (for the test frequency of below 30MHz, the antenna was tuned to heights 1 meter) and the rotatable table was turned from 0 degrees to 360 degrees to find the maximum reading.
- f. The test-receiver system was set to Peak Detect Function and Specified Bandwidth with Maximum Hold Mode.
- g. If the emission level of the EUT in peak mode was 10dB lower than the limit specified, then testing could be stopped and the peak values of the EUT would be reported. Otherwise the emissions that did not have 10dB margin would be re-tested one by one using peak, quasi-peak or average method as specified and then reported in a data sheet.
- h. Test the EUT in the lowest channel, the middle channel, the Highest channel.
- i. The radiation measurements are performed in X, Y, Z axis positioning for Transmitting mode, and found the X axis positioning which it is the worst case.
- j. Repeat above procedures until all frequencies measured was complete.

Remark:

1) For emission below 1GHz, through pre-scan found the worst case is the lowest channel. Only the worst case is recorded in the report.

2) The field strength is calculated by adding the Antenna Factor, Cable Factor & Preamplifier. The basic equation with a sample calculation is as follows:

Final Test Level = Receiver Reading + Antenna Factor + Cable Factor - Preamplifier Factor

3) Scan from 9kHz to 25GHz, the disturbance above 18GHz and below 30MHz was very low. The points marked on above plots are the highest emissions could be found when testing, so only above points had been displayed. The amplitude of spurious emissions from the radiator which are attenuated more than 20dB below the limit need not be reported.

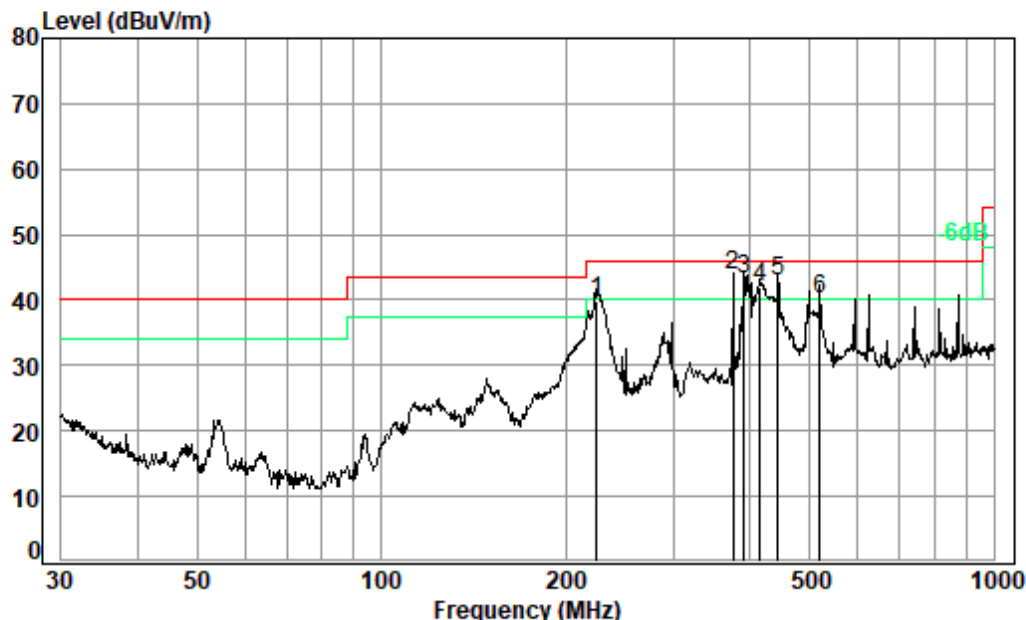
4) For frequencies above 1GHz, the field strength limits are based on average limits. However, the peak field strength of any emission shall not exceed the maximum permitted average limits specified above by more than 20 dB under any condition of modulation. For the emissions whose peak level is lower than the average limit, only the peak measurement is shown in the report.



Unless otherwise agreed in writing, this document is issued by the Company subject to its General Conditions of Service printed overleaf, available on request or accessible at <http://www.sgs.com/en/Terms-and-Conditions.aspx> and, for electronic format documents, subject to Terms and Conditions for Electronic Documents at <http://www.sgs.com/en/Terms-and-Conditions/Terms-e-Documents.aspx>. Attention is drawn to the limitation of liability, indemnification and jurisdiction issues defined therein. Any holder of this document is advised that information contained hereon reflects the Company's findings at the time of its intervention only and within the limits of Client's instructions, if any. The Company's sole responsibility is to its Client and this document does not exonerate parties to a transaction from exercising all their rights and obligations under the transaction documents. This document cannot be reproduced except in full, without prior written approval of the Company. Any unauthorized alteration, forgery or falsification of the content or appearance of this document is unlawful and offenders may be prosecuted to the fullest extent of the law. Unless otherwise stated the results shown in this test report refer only to the sample(s) tested and such sample(s) are retained for 30 days only.
Attention: To check the authenticity of testing / inspection report & certificate, please contact us at telephone: (86-755) 8307 1443, or email: CN.Doccheck@sgs.com

No.1 Workshop, M-10, Middle Section, Science & Technology Park, Shenzhen, China 518057 t (86-755) 26012053 f (86-755) 26710594 www.sgs.com.cn
中国·深圳·科技园中区M-10栋一号厂房 邮编: 518057 t (86-755) 26012053 f (86-755) 26710594 sgs.china@sgs.com

Test Mode: 02; Polarity: Horizontal



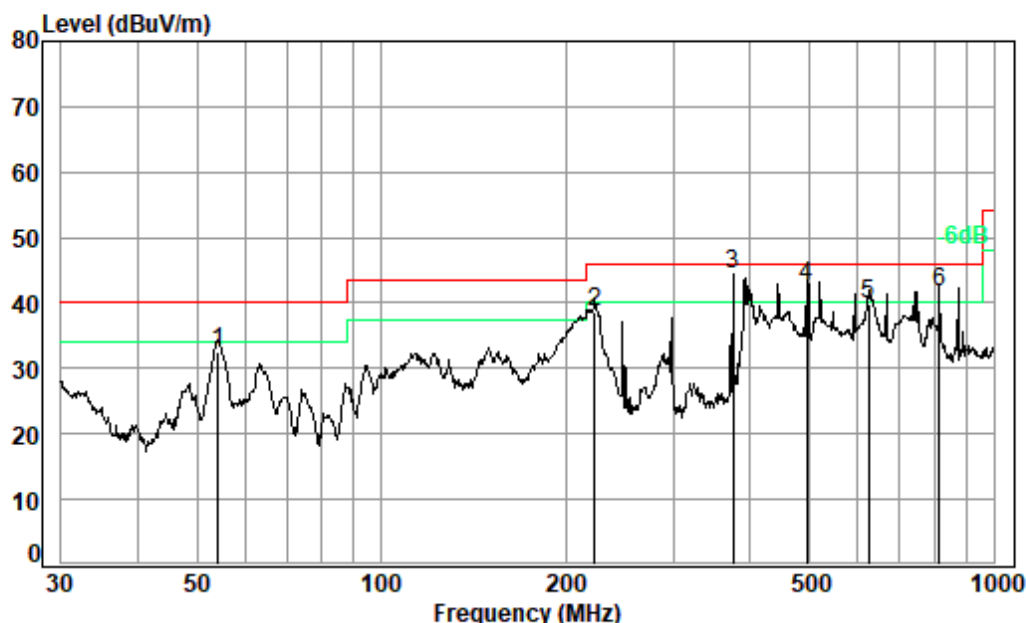
Condition: 3m HORIZONTAL

Job No. : 08634CR

Test Mode: 02

| | Freq | Cable Loss | Ant Factor | Preamp Factor | Read Level | Level | Limit Line | Over Limit | Remark |
|---|--------|------------|------------|---------------|------------|--------|------------|------------|--------|
| | MHz | dB | dB/m | dB | dBuV | dBuV/m | dBuV/m | dB | |
| 1 | 224.52 | 1.43 | 17.57 | 27.07 | 47.89 | 39.82 | 46.00 | -6.18 | QP |
| 2 | 374.62 | 2.23 | 21.76 | 27.27 | 47.12 | 43.84 | 46.00 | -2.16 | QP |
| 3 | 390.72 | 2.28 | 22.17 | 27.35 | 46.04 | 43.14 | 46.00 | -2.86 | QP |
| 4 | 414.72 | 2.33 | 22.76 | 27.46 | 44.49 | 42.12 | 46.00 | -3.88 | QP |
| 5 | 444.85 | 2.40 | 23.45 | 27.59 | 44.71 | 42.97 | 46.00 | -3.03 | QP |
| 6 | 519.06 | 2.54 | 25.01 | 27.87 | 40.60 | 40.28 | 46.00 | -5.72 | QP |

Test Mode: 02; Polarity: Vertical



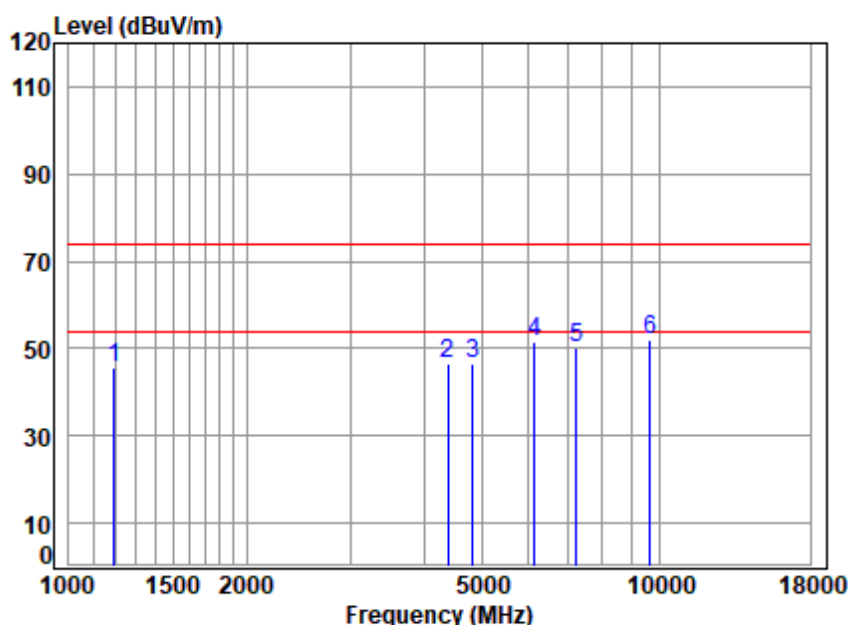
Condition: 3m VERTICAL

Job No. : 08634CR

Test Mode: 02

| | Freq | Cable Loss | Ant Factor | Preamp Factor | Read Level | Level | Limit Line | Over Limit | Remark |
|------|--------|------------|------------|---------------|------------|--------|------------|------------|--------|
| | MHz | dB | dB/m | dB | dBuV | dBuV/m | dBuV/m | dB | |
| 1 | 54.07 | 0.74 | 13.77 | 27.67 | 45.66 | 32.50 | 40.00 | -7.50 | QP |
| 2 | 222.95 | 1.41 | 17.44 | 27.07 | 46.96 | 38.74 | 46.00 | -7.26 | QP |
| 3 pp | 374.62 | 2.23 | 21.76 | 27.27 | 47.80 | 44.52 | 46.00 | -1.48 | QP |
| 4 | 494.20 | 2.49 | 24.48 | 27.78 | 43.42 | 42.61 | 46.00 | -3.39 | QP |
| 5 | 625.08 | 2.75 | 26.95 | 28.07 | 38.31 | 39.94 | 46.00 | -6.06 | QP |
| 6 | 815.97 | 3.33 | 28.72 | 27.64 | 37.17 | 41.58 | 46.00 | -4.42 | QP |

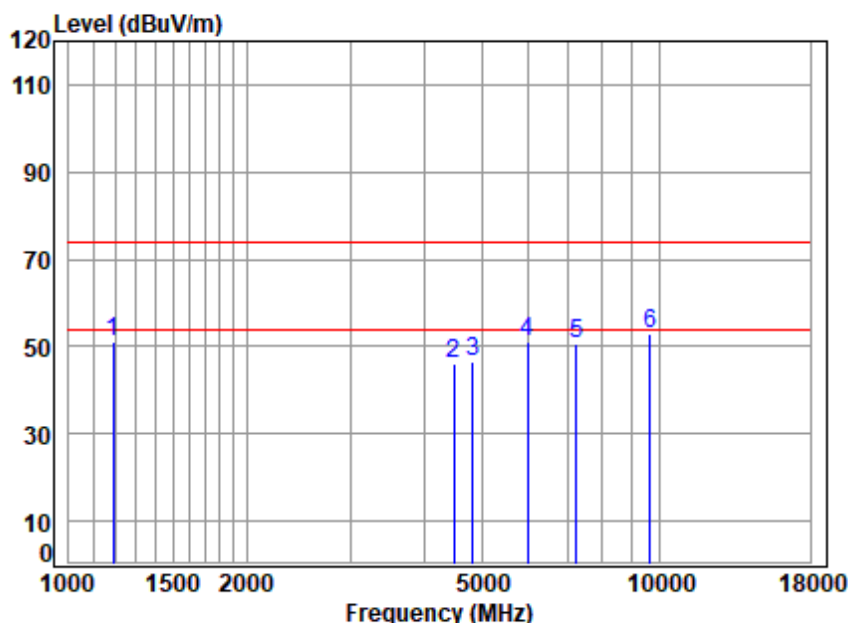
Test Mode: 02; Polarity: Horizontal; Modulation:802.11b; Bandwidth:20MHz; Channel:Low



Site : chamber
Condition: 3m HORIZONTAL
Job No : 08634CR\08635CR
Mode : 2412 TX RSE
Note : 2.4G WIFI 11B

| | Freq | Cable Loss | Ant Factor | Preamp Factor | Read Level | Level | Limit Line | Over Limit | Remark |
|---|----------|------------|------------|---------------|------------|--------|------------|------------|--------|
| | MHz | dB | dB/m | dB | dBuV | dBuV/m | dBuV/m | dB | |
| 1 | 1192.811 | 2.75 | 24.56 | 40.28 | 58.49 | 45.52 | 74.00 | -28.48 | peak |
| 2 | 4379.699 | 6.65 | 33.39 | 42.46 | 49.09 | 46.67 | 74.00 | -27.33 | peak |
| 3 | 4824.000 | 7.12 | 34.00 | 42.78 | 48.01 | 46.35 | 74.00 | -27.65 | peak |
| 4 | 6142.019 | 8.27 | 35.25 | 42.16 | 50.33 | 51.69 | 74.00 | -22.31 | peak |
| 5 | 7236.000 | 8.77 | 36.09 | 41.56 | 47.00 | 50.30 | 74.00 | -23.70 | peak |
| 6 | 9648.000 | 10.79 | 37.69 | 38.51 | 42.17 | 52.14 | 74.00 | -21.86 | peak |

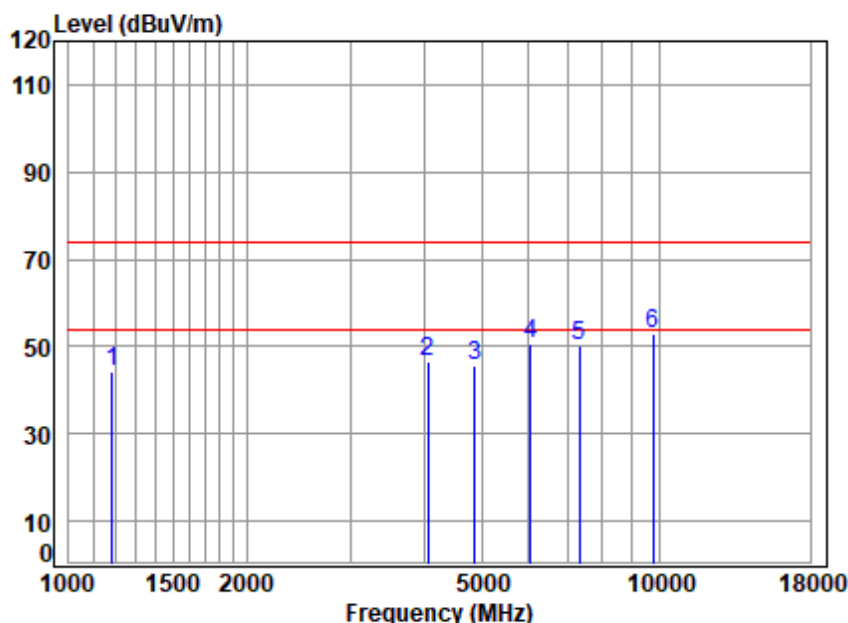
Test Mode: 02; Polarity: Vertical; Modulation:802.11b; Bandwidth:20MHz; Channel:Low



Site : chamber
Condition: 3m VERTICAL
Job No : 08634CR\08635CR
Mode : 2412 TX RSE
Note : 2.4G WIFI 11B

| | Freq | Cable Loss | Ant Factor | Preamp Factor | Read Level | Level | Limit Line | Over Limit | Remark |
|---|----------|------------|------------|---------------|------------|--------|------------|------------|--------|
| | MHz | dB | dB/m | dB | dBuV | dBuV/m | dBuV/m | dB | |
| 1 | 1189.368 | 2.74 | 24.54 | 40.27 | 63.89 | 50.90 | 74.00 | -23.10 | peak |
| 2 | 4482.150 | 6.74 | 33.57 | 42.54 | 48.52 | 46.29 | 74.00 | -27.71 | peak |
| 3 | 4824.000 | 7.12 | 34.00 | 42.78 | 48.26 | 46.60 | 74.00 | -27.40 | peak |
| 4 | 5984.305 | 8.26 | 35.08 | 42.25 | 49.80 | 50.89 | 74.00 | -23.11 | peak |
| 5 | 7236.000 | 8.77 | 36.09 | 41.56 | 47.53 | 50.83 | 74.00 | -23.17 | peak |
| 6 | 9648.000 | 10.79 | 37.69 | 38.51 | 42.93 | 52.90 | 74.00 | -21.10 | peak |

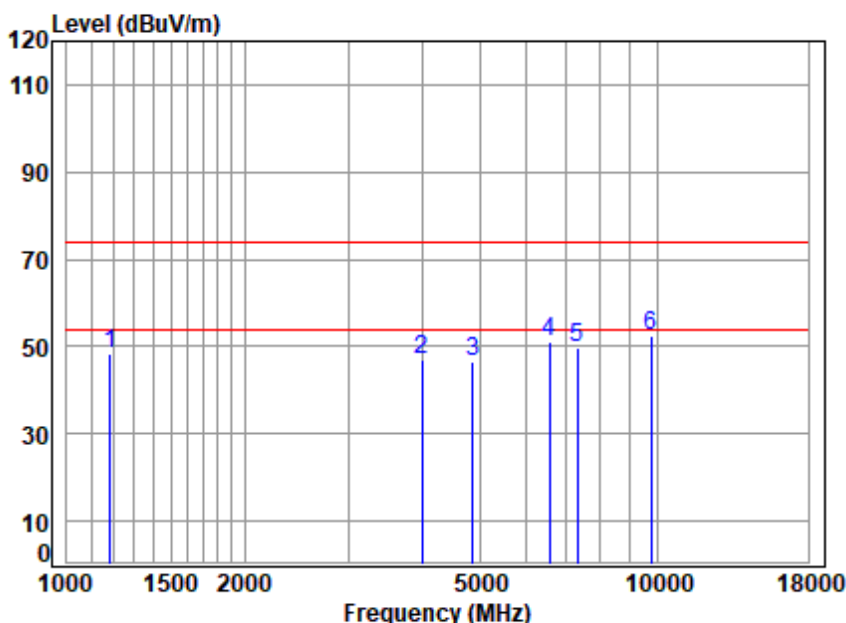
Test Mode: 02; Polarity: Horizontal; Modulation:802.11b; Bandwidth:20MHz; Channel:middle



Site : chamber
Condition: 3m HORIZONTAL
Job No : 08634CR\08635CR
Mode : 2437 TX RSE
Note : 2.4G WIFI 11B

| | Freq | Cable Loss | Ant Factor | Preamp Factor | Read Level | Level | Limit Line | Over Limit | Remark |
|---|----------|------------|------------|---------------|------------|--------|------------|------------|--------|
| | MHz | dB | dB/m | dB | dBuV | dBuV/m | dBuV/m | dB | |
| 1 | 1182.513 | 2.73 | 24.51 | 40.27 | 57.09 | 44.06 | 74.00 | -29.94 | peak |
| 2 | 4062.629 | 6.34 | 32.82 | 42.21 | 49.67 | 46.62 | 74.00 | -27.38 | peak |
| 3 | 4874.000 | 7.17 | 34.05 | 42.82 | 47.36 | 45.76 | 74.00 | -28.24 | peak |
| 4 | 6053.894 | 8.26 | 35.16 | 42.21 | 49.23 | 50.44 | 74.00 | -23.56 | peak |
| 5 | 7311.000 | 8.84 | 36.15 | 41.53 | 46.81 | 50.27 | 74.00 | -23.73 | peak |
| 6 | 9748.000 | 10.76 | 37.75 | 38.37 | 42.70 | 52.84 | 74.00 | -21.16 | peak |

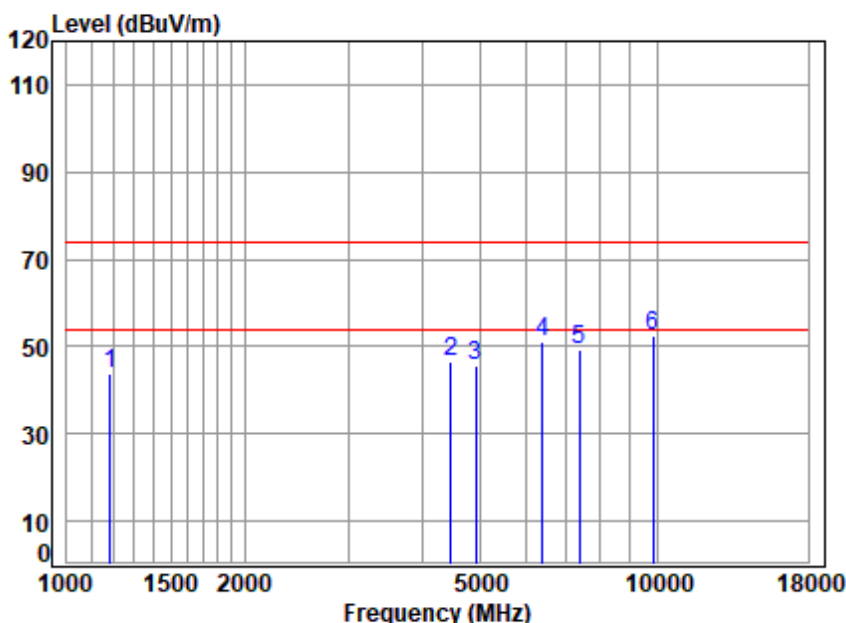
Test Mode: 02; Polarity: Vertical; Modulation:802.11b; Bandwidth:20MHz; Channel:middle



Site : chamber
Condition: 3m VERTICAL
Job No : 08634CR\08635CR
Mode : 2437 TX RSE
Note : 2.4G WIFI 11B

| | Freq | Cable Loss | Ant Factor | Preamp Factor | Read Level | Level | Limit Line | Over Limit | Remark |
|---|----------|------------|------------|---------------|------------|--------|------------|------------|--------|
| | MHz | dB | dB/m | dB | dBuV | dBuV/m | dBuV/m | dB | |
| 1 | 1182.513 | 2.73 | 24.51 | 40.27 | 61.56 | 48.53 | 74.00 | -25.47 | peak |
| 2 | 3992.781 | 6.27 | 32.69 | 42.15 | 49.99 | 46.80 | 74.00 | -27.20 | peak |
| 3 | 4874.000 | 7.17 | 34.05 | 42.82 | 48.11 | 46.51 | 74.00 | -27.49 | peak |
| 4 | 6564.209 | 8.31 | 35.64 | 41.92 | 48.89 | 50.92 | 74.00 | -23.08 | peak |
| 5 | 7311.000 | 8.84 | 36.15 | 41.53 | 46.47 | 49.93 | 74.00 | -24.07 | peak |
| 6 | 9748.000 | 10.76 | 37.75 | 38.37 | 42.16 | 52.30 | 74.00 | -21.70 | peak |

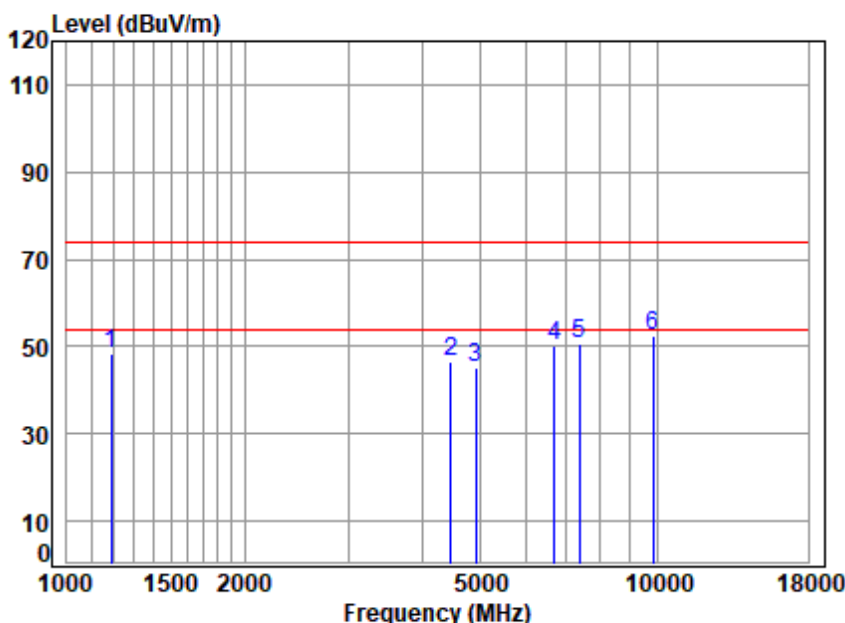
Test Mode: 02; Polarity: Horizontal; Modulation: 802.11b; Bandwidth: 20MHz; Channel: High



Site : chamber
Condition: 3m HORIZONTAL
Job No : 08634CR\08635CR
Mode : 2462 TX RSE
Note : 2.4G WIFI 11B

| | Freq | Cable Loss | Ant Factor | Preamplifier Factor | Read Level | Level | Limit Line | Over Limit | Remark |
|---|----------|------------|------------|---------------------|------------|--------|------------|------------|--------|
| | MHz | dB | dB/m | dB | dBuV | dBuV/m | dBuV/m | dB | |
| 1 | 1182.513 | 2.73 | 24.51 | 40.27 | 56.77 | 43.74 | 74.00 | -30.26 | peak |
| 2 | 4469.214 | 6.73 | 33.55 | 42.53 | 48.81 | 46.56 | 74.00 | -27.44 | peak |
| 3 | 4924.000 | 7.22 | 34.11 | 42.85 | 47.37 | 45.85 | 74.00 | -28.15 | peak |
| 4 | 6395.654 | 8.28 | 35.50 | 42.01 | 49.25 | 51.02 | 74.00 | -22.98 | peak |
| 5 | 7386.000 | 8.91 | 36.21 | 41.49 | 45.87 | 49.50 | 74.00 | -24.50 | peak |
| 6 | 9848.000 | 10.73 | 37.81 | 38.22 | 42.05 | 52.37 | 74.00 | -21.63 | peak |

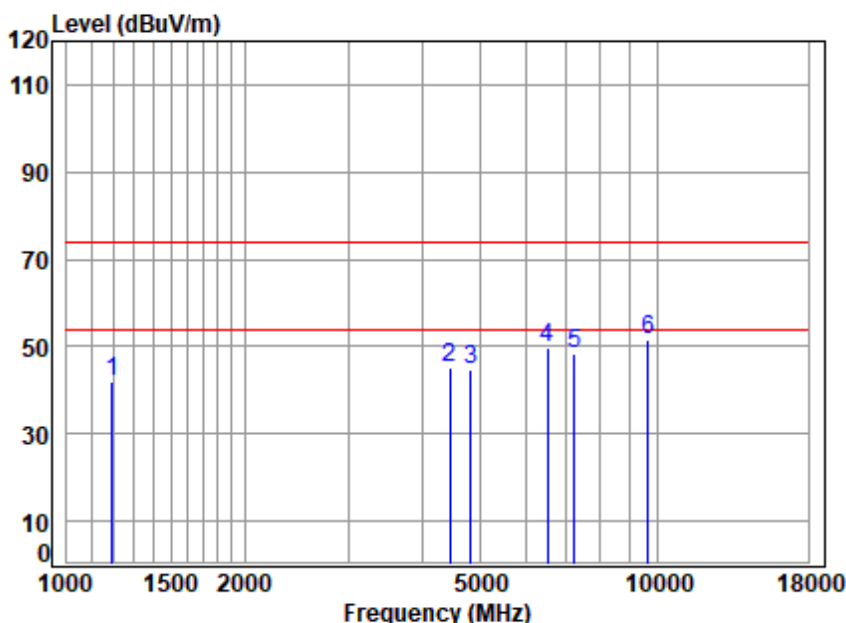
Test Mode: 02; Polarity: Vertical; Modulation:802.11b; Bandwidth:20MHz; Channel:High



Site : chamber
Condition: 3m VERTICAL
Job No : 08634CR\08635CR
Mode : 2462 TX RSE
Note : 2.4G WIFI 11B

| | Freq | Cable Loss | Ant Factor | Preamp Factor | Read Level | Level | Limit Line | Over Limit | Remark |
|---|----------|------------|------------|---------------|------------|--------|------------|------------|--------|
| | MHz | dB | dB/m | dB | dBuV | dBuV/m | dBuV/m | dB | |
| 1 | 1189.368 | 2.74 | 24.54 | 40.27 | 61.54 | 48.55 | 74.00 | -25.45 | peak |
| 2 | 4469.214 | 6.73 | 33.55 | 42.53 | 48.97 | 46.72 | 74.00 | -27.28 | peak |
| 3 | 4924.000 | 7.22 | 34.11 | 42.85 | 46.89 | 45.37 | 74.00 | -28.63 | peak |
| 4 | 6698.373 | 8.39 | 35.72 | 41.84 | 47.99 | 50.26 | 74.00 | -23.74 | peak |
| 5 | 7386.000 | 8.91 | 36.21 | 41.49 | 47.24 | 50.87 | 74.00 | -23.13 | peak |
| 6 | 9848.000 | 10.73 | 37.81 | 38.22 | 42.31 | 52.63 | 74.00 | -21.37 | peak |

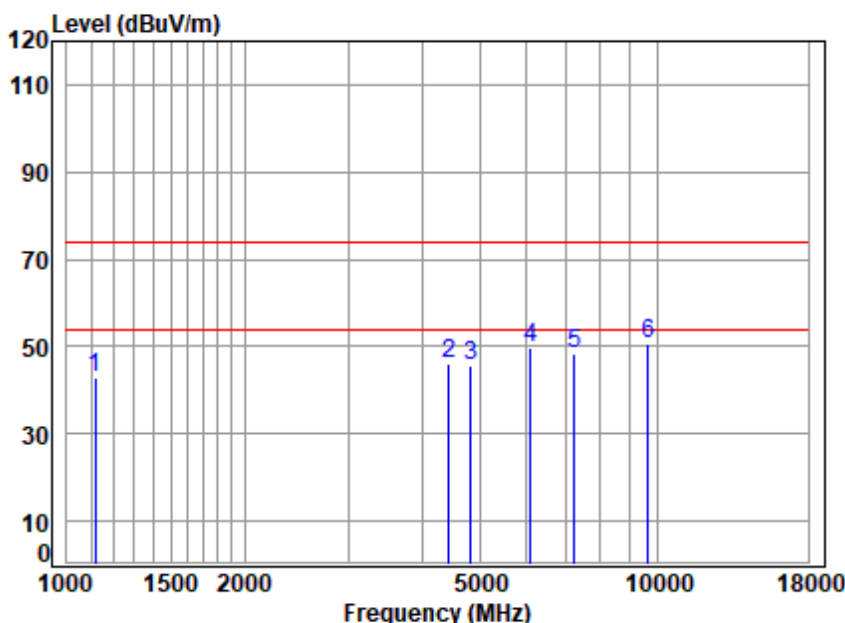
Test Mode: 02; Polarity: Horizontal; Modulation:802.11g; Bandwidth:20MHz; Channel:Low



Site : chamber
Condition: 3m HORIZONTAL
Job No : 08634CR\08635CR
Mode : 2412 TX RSE
Note : 2.4G WIFI 11G

| | Freq | Cable Loss | Ant Factor | Preamp Factor | Read Level | Level | Limit Line | Over Limit | Remark |
|---|----------|------------|------------|---------------|------------|--------|------------|------------|--------|
| | MHz | dB | dB/m | dB | dBuV | dBuV/m | dBuV/m | dB | |
| 1 | 1192.811 | 2.75 | 24.56 | 40.28 | 54.74 | 41.77 | 74.00 | -32.23 | peak |
| 2 | 4456.315 | 6.72 | 33.53 | 42.52 | 47.27 | 45.00 | 74.00 | -29.00 | peak |
| 3 | 4824.000 | 7.12 | 34.00 | 42.78 | 46.41 | 44.75 | 74.00 | -29.25 | peak |
| 4 | 6507.536 | 8.28 | 35.60 | 41.95 | 47.96 | 49.89 | 74.00 | -24.11 | peak |
| 5 | 7236.000 | 8.77 | 36.09 | 41.56 | 45.08 | 48.38 | 74.00 | -25.62 | peak |
| 6 | 9648.000 | 10.79 | 37.69 | 38.51 | 41.67 | 51.64 | 74.00 | -22.36 | peak |

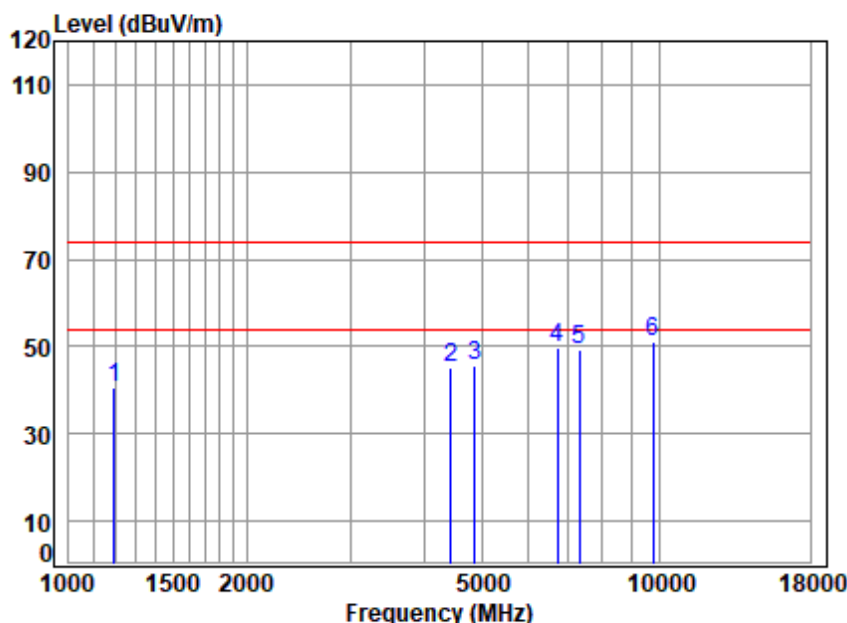
Test Mode: 02; Polarity: Vertical; Modulation:802.11g; Bandwidth:20MHz; Channel:Low



Site : chamber
Condition: 3m VERTICAL
Job No : 08634CR\08635CR
Mode : 2412 TX RSE
Note : 2.4G WIFI 11G

| | Freq | Cable Loss | Ant Factor | Preamp Factor | Read Level | Level | Limit Line | Over Limit | Remark |
|---|----------|------------|------------|---------------|------------|--------|------------|------------|--------|
| | MHz | dB | dB/m | dB | dBuV | dBuV/m | dBuV/m | dB | |
| 1 | 1116.093 | 2.60 | 24.20 | 40.21 | 56.42 | 43.01 | 74.00 | -30.99 | peak |
| 2 | 4430.628 | 6.70 | 33.48 | 42.50 | 48.41 | 46.09 | 74.00 | -27.91 | peak |
| 3 | 4824.000 | 7.12 | 34.00 | 42.78 | 47.36 | 45.70 | 74.00 | -28.30 | peak |
| 4 | 6106.616 | 8.26 | 35.21 | 42.18 | 48.43 | 49.72 | 74.00 | -24.28 | peak |
| 5 | 7236.000 | 8.77 | 36.09 | 41.56 | 45.00 | 48.30 | 74.00 | -25.70 | peak |
| 6 | 9648.000 | 10.79 | 37.69 | 38.51 | 40.80 | 50.77 | 74.00 | -23.23 | peak |

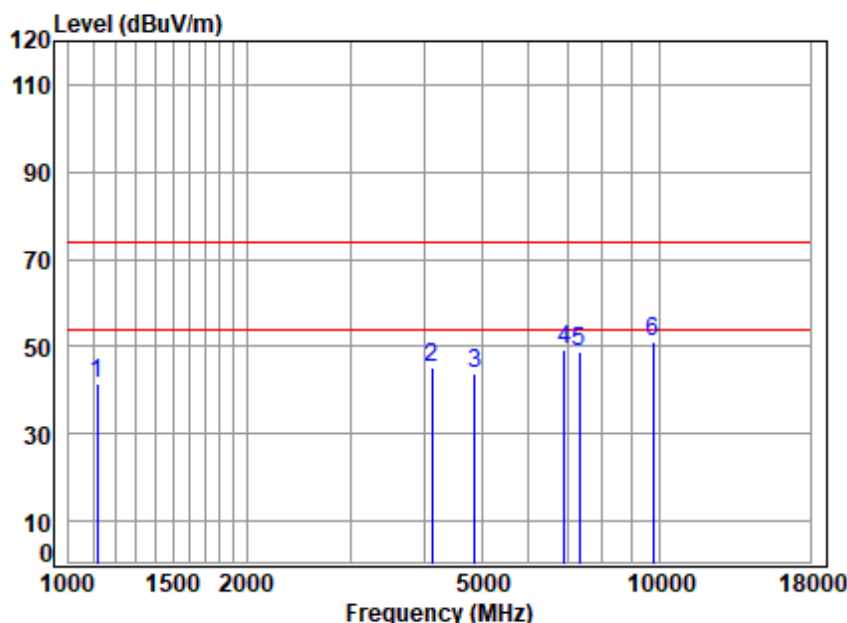
Test Mode: 02; Polarity: Horizontal; Modulation:802.11g; Bandwidth:20MHz; Channel:middle



Site : chamber
Condition: 3m HORIZONTAL
Job No : 08634CR\08635CR
Mode : 2437 TX RSE
Note : 2.4G WIFI 11G

| | Freq | Cable Loss | Ant Factor | Preamp Factor | Read Level | Level | Limit Line | Over Limit | Remark |
|---|----------|------------|------------|---------------|------------|--------|------------|------------|--------|
| | MHz | dB | dB/m | dB | dBuV | dBuV/m | dBuV/m | dB | |
| 1 | 1192.811 | 2.75 | 24.56 | 40.28 | 53.42 | 40.45 | 74.00 | -33.55 | peak |
| 2 | 4430.628 | 6.70 | 33.48 | 42.50 | 47.36 | 45.04 | 74.00 | -28.96 | peak |
| 3 | 4874.000 | 7.17 | 34.05 | 42.82 | 47.16 | 45.56 | 74.00 | -28.44 | peak |
| 4 | 6717.762 | 8.40 | 35.73 | 41.83 | 47.59 | 49.89 | 74.00 | -24.11 | peak |
| 5 | 7311.000 | 8.84 | 36.15 | 41.53 | 45.93 | 49.39 | 74.00 | -24.61 | peak |
| 6 | 9748.000 | 10.76 | 37.75 | 38.37 | 40.78 | 50.92 | 74.00 | -23.08 | peak |

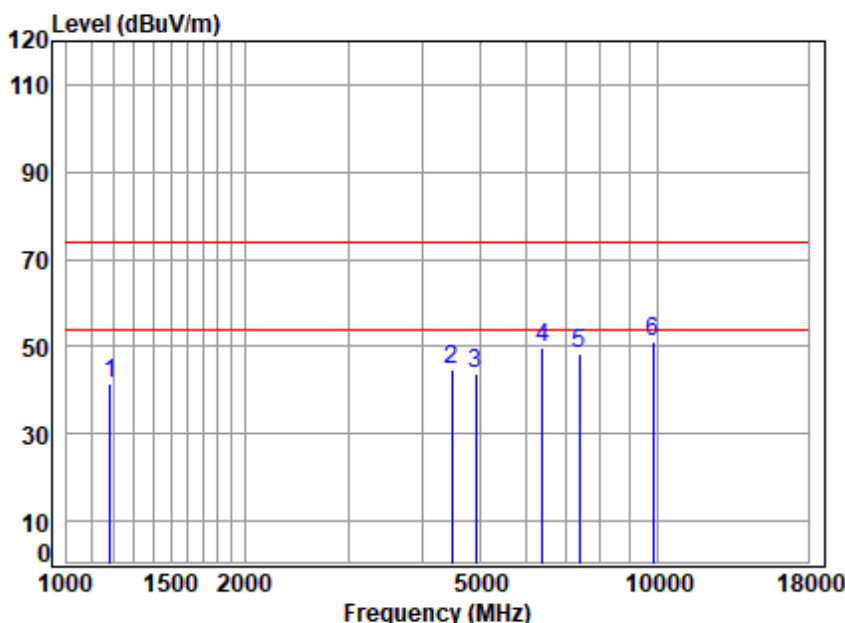
Test Mode: 02; Polarity: Vertical; Modulation: 802.11g; Bandwidth: 20MHz; Channel: middle



Site : chamber
Condition: 3m VERTICAL
Job No : 08634CR\08635CR
Mode : 2437 TX RSE
Note : 2.4G WIFI 11G

| | | Cable | Ant | Preamp | Read | | Limit | Over | |
|---|----------|-------|--------|--------|-------|--------|--------|--------|--------|
| | Freq | Loss | Factor | Factor | Level | Level | Line | Limit | Remark |
| | MHz | dB | dB/m | dB | dBuV | dBuV/m | dBuV/m | dB | |
| 1 | 1116.093 | 2.60 | 24.20 | 40.21 | 54.83 | 41.42 | 74.00 | -32.58 | peak |
| 2 | 4121.768 | 6.40 | 32.93 | 42.26 | 47.88 | 44.95 | 74.00 | -29.05 | peak |
| 3 | 4874.000 | 7.17 | 34.05 | 42.82 | 45.33 | 43.73 | 74.00 | -30.27 | peak |
| 4 | 6894.806 | 8.49 | 35.84 | 41.74 | 46.58 | 49.17 | 74.00 | -24.83 | peak |
| 5 | 7311.000 | 8.84 | 36.15 | 41.53 | 45.52 | 48.98 | 74.00 | -25.02 | peak |
| 6 | 9748.000 | 10.76 | 37.75 | 38.37 | 40.78 | 50.92 | 74.00 | -23.08 | peak |

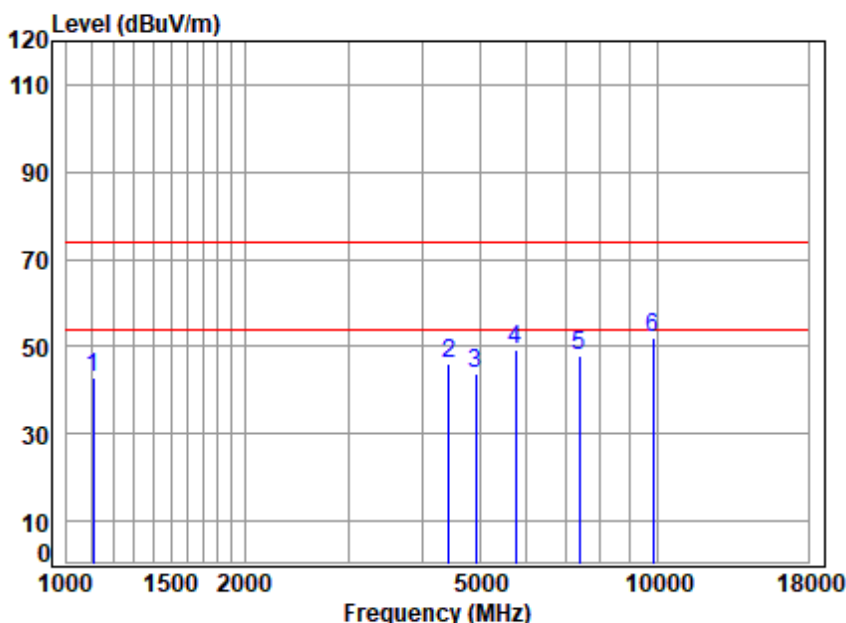
Test Mode: 02; Polarity: Horizontal; Modulation:802.11g; Bandwidth:20MHz; Channel:High



Site : chamber
Condition: 3m HORIZONTAL
Job No : 08634CR\08635CR
Mode : 2462 TX RSE
Note : 2.4G WIFI 11G

| | Freq | Cable Loss | Ant Factor | Preamp Factor | Read Level | Level | Limit Line | Over Limit | Remark |
|---|----------|------------|------------|---------------|------------|--------|------------|------------|--------|
| | MHz | dB | dB/m | dB | dBuV | dBuV/m | dBuV/m | dB | |
| 1 | 1182.513 | 2.73 | 24.51 | 40.27 | 54.34 | 41.31 | 74.00 | -32.69 | peak |
| 2 | 4482.150 | 6.74 | 33.57 | 42.54 | 46.97 | 44.74 | 74.00 | -29.26 | peak |
| 3 | 4924.000 | 7.22 | 34.11 | 42.85 | 45.12 | 43.60 | 74.00 | -30.40 | peak |
| 4 | 6395.654 | 8.28 | 35.50 | 42.01 | 47.77 | 49.54 | 74.00 | -24.46 | peak |
| 5 | 7386.000 | 8.91 | 36.21 | 41.49 | 44.96 | 48.59 | 74.00 | -25.41 | peak |
| 6 | 9848.000 | 10.73 | 37.81 | 38.22 | 40.59 | 50.91 | 74.00 | -23.09 | peak |

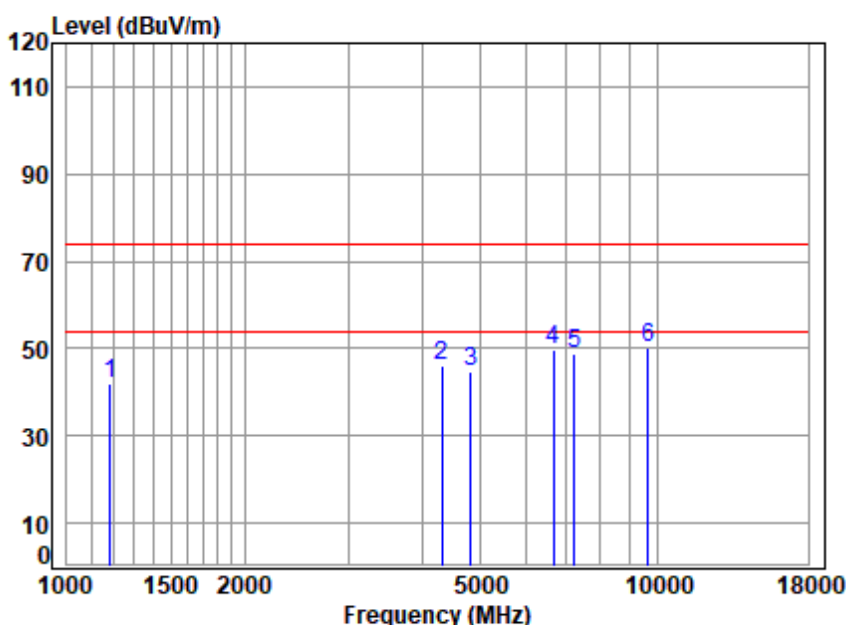
Test Mode: 02; Polarity: Vertical; Modulation:802.11g; Bandwidth:20MHz; Channel:High



Site : chamber
Condition: 3m VERTICAL
Job No : 08634CR\08635CR
Mode : 2462 TX RSE
Note : 2.4G WIFI 11G

| | Freq | Cable Loss | Ant Factor | Preamp Factor | Read Level | Level | Limit Line | Over Limit | Remark |
|---|----------|------------|------------|---------------|------------|--------|------------|------------|--------|
| | MHz | dB | dB/m | dB | dBuV | dBuV/m | dBuV/m | dB | |
| 1 | 1109.660 | 2.59 | 24.16 | 40.20 | 56.31 | 42.86 | 74.00 | -31.14 | peak |
| 2 | 4443.453 | 6.71 | 33.50 | 42.51 | 48.42 | 46.12 | 74.00 | -27.88 | peak |
| 3 | 4924.000 | 7.22 | 34.11 | 42.85 | 45.17 | 43.65 | 74.00 | -30.35 | peak |
| 4 | 5763.617 | 8.22 | 34.87 | 42.39 | 48.53 | 49.23 | 74.00 | -24.77 | peak |
| 5 | 7386.000 | 8.91 | 36.21 | 41.49 | 44.08 | 47.71 | 74.00 | -26.29 | peak |
| 6 | 9848.000 | 10.73 | 37.81 | 38.22 | 41.88 | 52.20 | 74.00 | -21.80 | peak |

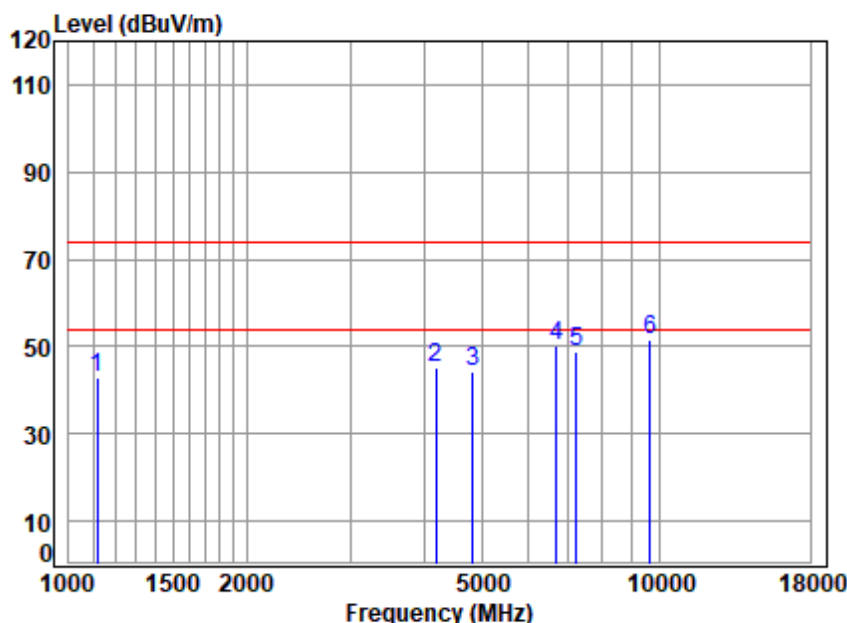
Test Mode: 02; Polarity: Horizontal; Modulation:802.11n; Bandwidth:20MHz; Channel:Low



Site : chamber
Condition: 3m HORIZONTAL
Job No : 08634CR\08635CR
Mode : 2412 TX RSE
Note : 2.4G WIFI 11N20

| | Freq | Cable Loss | Ant Factor | Preamp Factor | Read Level | Level | Limit Line | Over Limit | Remark |
|---|----------|------------|------------|---------------|------------|--------|------------|------------|--------|
| | MHz | dB | dB/m | dB | dBuV | dBuV/m | dBuV/m | dB | |
| 1 | 1182.513 | 2.73 | 24.51 | 40.27 | 55.22 | 42.19 | 74.00 | -31.81 | peak |
| 2 | 4316.859 | 6.59 | 33.28 | 42.41 | 48.56 | 46.02 | 74.00 | -27.98 | peak |
| 3 | 4824.000 | 7.12 | 34.00 | 42.78 | 46.15 | 44.49 | 74.00 | -29.51 | peak |
| 4 | 6659.763 | 8.37 | 35.70 | 41.86 | 47.39 | 49.60 | 74.00 | -24.40 | peak |
| 5 | 7236.000 | 8.77 | 36.09 | 41.56 | 45.44 | 48.74 | 74.00 | -25.26 | peak |
| 6 | 9648.000 | 10.79 | 37.69 | 38.51 | 40.33 | 50.30 | 74.00 | -23.70 | peak |

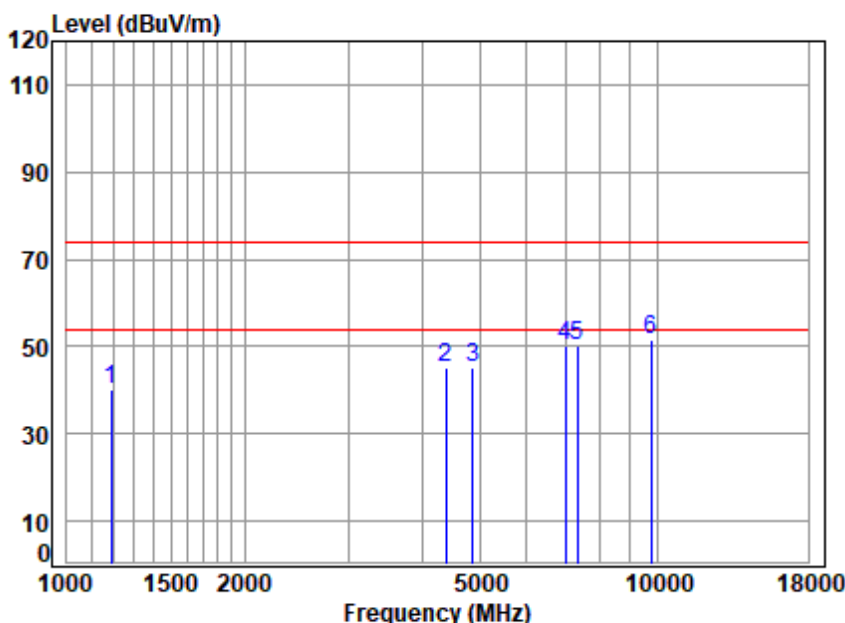
Test Mode: 02; Polarity: Vertical; Modulation:802.11n; Bandwidth:20MHz; Channel:Low



Site : chamber
 Condition: 3m VERTICAL
 Job No : 08634CR\08635CR
 Mode : 2412 TX RSE
 Note : 2.4G WIFI 11N20

| | Freq | Cable Loss | Ant Factor | Preamp Factor | Read Level | Level | Limit Line | Over Limit | Remark |
|---|----------|------------|------------|---------------|------------|--------|------------|------------|--------|
| | MHz | dB | dB/m | dB | dBuV | dBuV/m | dBuV/m | dB | |
| 1 | 1116.093 | 2.60 | 24.20 | 40.21 | 56.28 | 42.87 | 74.00 | -31.13 | peak |
| 2 | 4181.768 | 6.46 | 33.04 | 42.31 | 48.07 | 45.26 | 74.00 | -28.74 | peak |
| 3 | 4824.000 | 7.12 | 34.00 | 42.78 | 46.06 | 44.40 | 74.00 | -29.60 | peak |
| 4 | 6698.373 | 8.39 | 35.72 | 41.84 | 48.07 | 50.34 | 74.00 | -23.66 | peak |
| 5 | 7236.000 | 8.77 | 36.09 | 41.56 | 45.32 | 48.62 | 74.00 | -25.38 | peak |
| 6 | 9648.000 | 10.79 | 37.69 | 38.51 | 41.70 | 51.67 | 74.00 | -22.33 | peak |

Test Mode: 02; Polarity: Horizontal; Modulation:802.11n; Bandwidth:20MHz; Channel:middle



Site : chamber
Condition: 3m HORIZONTAL
Job No : 08634CR\08635CR
Mode : 2437 TX RSE
Note : 2.4G WIFI 11N20

| | | Cable | Ant | Preamp | Read | | Limit | Over | |
|---|----------|-------|--------|--------|-------|--------|--------|--------|--------|
| | Freq | Loss | Factor | Factor | Level | Level | Line | Limit | Remark |
| | MHz | dB | dB/m | dB | dBuV | dBuV/m | dBuV/m | dB | |
| 1 | 1189.368 | 2.74 | 24.54 | 40.27 | 53.01 | 40.02 | 74.00 | -33.98 | peak |
| 2 | 4392.376 | 6.66 | 33.42 | 42.47 | 47.52 | 45.13 | 74.00 | -28.87 | peak |
| 3 | 4874.000 | 7.17 | 34.05 | 42.82 | 46.63 | 45.03 | 74.00 | -28.97 | peak |
| 4 | 6995.172 | 8.54 | 35.90 | 41.69 | 47.65 | 50.40 | 74.00 | -23.60 | peak |
| 5 | 7311.000 | 8.84 | 36.15 | 41.53 | 46.53 | 49.99 | 74.00 | -24.01 | peak |
| 6 | 9748.000 | 10.76 | 37.75 | 38.37 | 41.38 | 51.52 | 74.00 | -22.48 | peak |

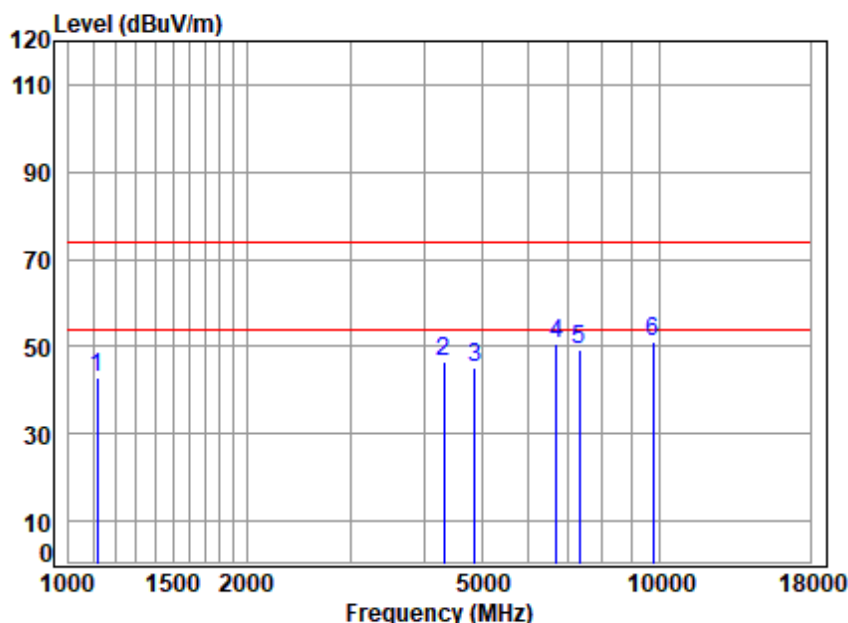


Unless otherwise agreed in writing, this document is issued by the Company subject to its General Conditions of Service printed overleaf, available on request or accessible at <http://www.sgs.com/en/Terms-and-Conditions.aspx> and, for electronic format documents, subject to Terms and Conditions for Electronic Documents at <http://www.sgs.com/en/Terms-and-Conditions/Terms-e-Document.aspx>. Attention is drawn to the limitation of liability, indemnification and jurisdiction issues defined therein. Any holder of this document is advised that information contained hereon reflects the Company's findings at the time of its intervention only and within the limits of Client's instructions, if any. The Company's sole responsibility is to its Client and this document does not exonerate parties to a transaction from exercising all their rights and obligations under the transaction documents. This document cannot be reproduced except in full, without prior written approval of the Company. Any unauthorized alteration, forgery or falsification of the content or appearance of this document is unlawful and offenders may be prosecuted to the fullest extent of the law. Unless otherwise stated the results shown in this test report refer only to the sample(s) tested and such sample(s) are retained for 30 days only.
Attention: To check the authenticity of testing / inspection report & certificate, please contact us at telephone: (86-755) 8307 1443, or email: CN.Doccheck@sgs.com

SGS-CSTC Standards Technical Services Co., Ltd.
Shenzhen Branch

No.1 Workshop, M-10, Middle Section, Science & Technology Park, Shenzhen, China 518057 t (86-755) 26012053 f (86-755) 26710594 www.sgs.com.cn
中国·深圳·科技园中区M-10栋一号厂房 邮编: 518057 t (86-755) 26012053 f (86-755) 26710594 sgs.china@sgs.com

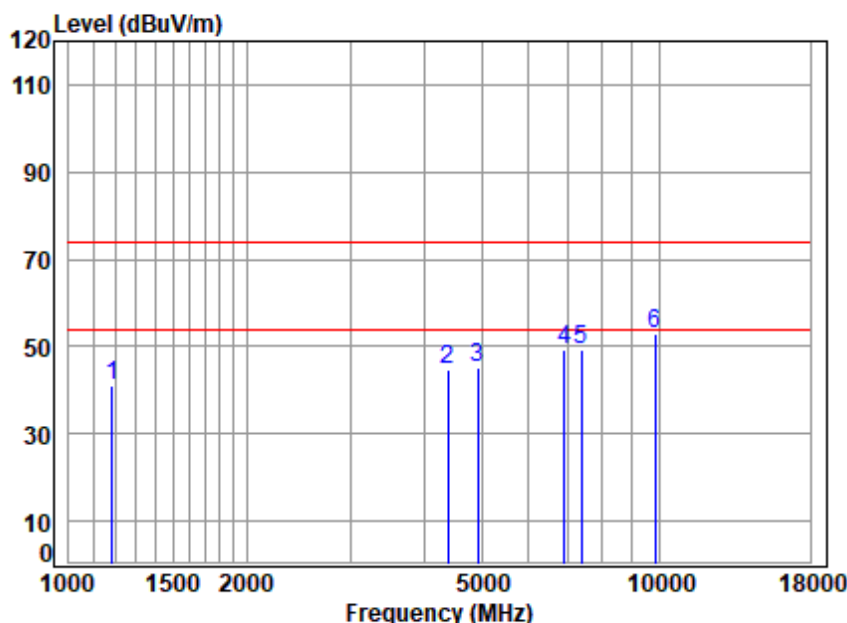
Test Mode: 02; Polarity: Vertical; Modulation: 802.11n; Bandwidth: 20MHz; Channel: middle



Site : chamber
Condition: 3m VERTICAL
Job No : 08634CR\08635CR
Mode : 2437 TX RSE
Note : 2.4G WIFI 11N20

| | Freq | Cable Loss | Ant Factor | Preamp Factor | Read Level | Level | Limit Line | Over Limit | Remark |
|---|----------|------------|------------|---------------|------------|--------|------------|------------|--------|
| | MHz | dB | dB/m | dB | dBuV | dBuV/m | dBuV/m | dB | |
| 1 | 1116.093 | 2.60 | 24.20 | 40.21 | 56.24 | 42.83 | 74.00 | -31.17 | peak |
| 2 | 4316.859 | 6.59 | 33.28 | 42.41 | 48.89 | 46.35 | 74.00 | -27.65 | peak |
| 3 | 4874.000 | 7.17 | 34.05 | 42.82 | 46.56 | 44.96 | 74.00 | -29.04 | peak |
| 4 | 6698.373 | 8.39 | 35.72 | 41.84 | 48.36 | 50.63 | 74.00 | -23.37 | peak |
| 5 | 7311.000 | 8.84 | 36.15 | 41.53 | 45.62 | 49.08 | 74.00 | -24.92 | peak |
| 6 | 9748.000 | 10.76 | 37.75 | 38.37 | 40.85 | 50.99 | 74.00 | -23.01 | peak |

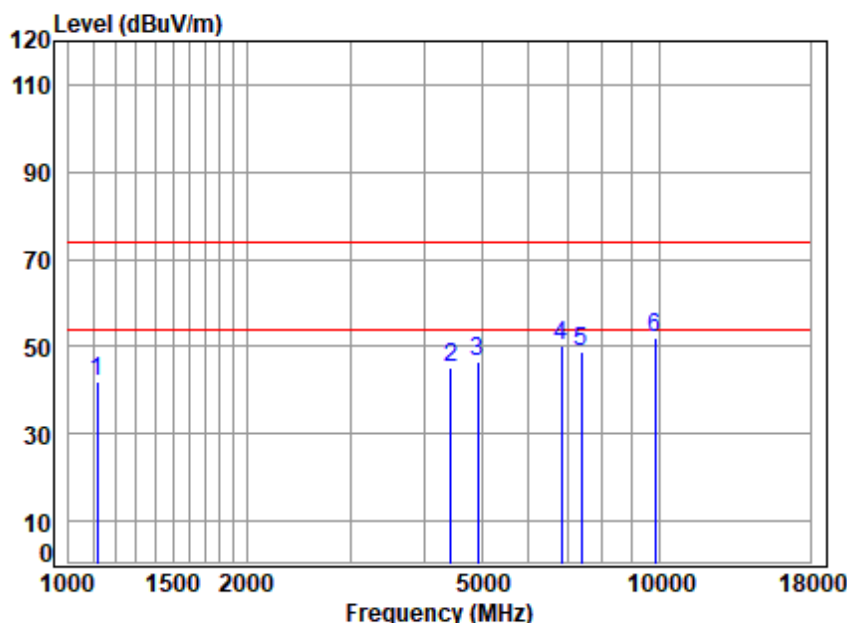
Test Mode: 02; Polarity: Horizontal; Modulation: 802.11n; Bandwidth: 20MHz; Channel: High



Site : chamber
Condition: 3m HORIZONTAL
Job No : 08634CR\08635CR
Mode : 2462 TX RSE
Note : 2.4G WIFI 11N20

| | | Cable | Ant | Preamp | Read | | Limit | Over | |
|---|----------|-------|--------|--------|-------|--------|--------|--------|--------|
| | Freq | Loss | Factor | Factor | Level | Level | Line | Limit | Remark |
| | MHz | dB | dB/m | dB | dBuV | dBuV/m | dBuV/m | dB | |
| 1 | 1182.513 | 2.73 | 24.51 | 40.27 | 54.07 | 41.04 | 74.00 | -32.96 | peak |
| 2 | 4379.699 | 6.65 | 33.39 | 42.46 | 47.14 | 44.72 | 74.00 | -29.28 | peak |
| 3 | 4924.000 | 7.22 | 34.11 | 42.85 | 46.52 | 45.00 | 74.00 | -29.00 | peak |
| 4 | 6894.806 | 8.49 | 35.84 | 41.74 | 46.56 | 49.15 | 74.00 | -24.85 | peak |
| 5 | 7386.000 | 8.91 | 36.21 | 41.49 | 45.61 | 49.24 | 74.00 | -24.76 | peak |
| 6 | 9848.000 | 10.73 | 37.81 | 38.22 | 42.42 | 52.74 | 74.00 | -21.26 | peak |

Test Mode: 02; Polarity: Vertical; Modulation:802.11n; Bandwidth:20MHz; Channel:High



Site : chamber
 Condition: 3m VERTICAL
 Job No : 08634CR\08635CR
 Mode : 2462 TX RSE
 Note : 2.4G WIFI 11N20

| | Freq | Cable Loss | Ant Factor | Preamp Factor | Read Level | Level | Limit Line | Over Limit | Remark |
|---|----------|------------|------------|---------------|------------|--------|------------|------------|--------|
| | MHz | dB | dB/m | dB | dBuV | dBuV/m | dBuV/m | dB | |
| 1 | 1116.093 | 2.60 | 24.20 | 40.21 | 55.52 | 42.11 | 74.00 | -31.89 | peak |
| 2 | 4430.628 | 6.70 | 33.48 | 42.50 | 47.44 | 45.12 | 74.00 | -28.88 | peak |
| 3 | 4924.000 | 7.22 | 34.11 | 42.85 | 47.89 | 46.37 | 74.00 | -27.63 | peak |
| 4 | 6815.551 | 8.45 | 35.79 | 41.78 | 47.81 | 50.27 | 74.00 | -23.73 | peak |
| 5 | 7386.000 | 8.91 | 36.21 | 41.49 | 45.31 | 48.94 | 74.00 | -25.06 | peak |
| 6 | 9848.000 | 10.73 | 37.81 | 38.22 | 41.50 | 51.82 | 74.00 | -22.18 | peak |

8 Emission Test Results

8.1 Conducted Emissions at AC Power Line (150kHz-30MHz)

Test Requirement: 47 CFR Part 15, Subpart C 15.207

Test Method: ANSI C63.10 (2013) Section 6.2

Limit:

| Frequency of emission(MHz) | Conducted limit(dBμV) | |
|--|-----------------------|-----------|
| | Quasi-peak | Average |
| 0.15-0.5 | 66 to 56* | 56 to 46* |
| 0.5-5 | 56 | 46 |
| 5-30 | 60 | 50 |
| *Decreases with the logarithm of the frequency. | | |
| Detector: Peak for pre-scan (9kHz resolution bandwidth) 0.15M to 30MHz | | |

8.1.1 E.U.T. Operation

Operating Environment:

Temperature: 23.5 °C

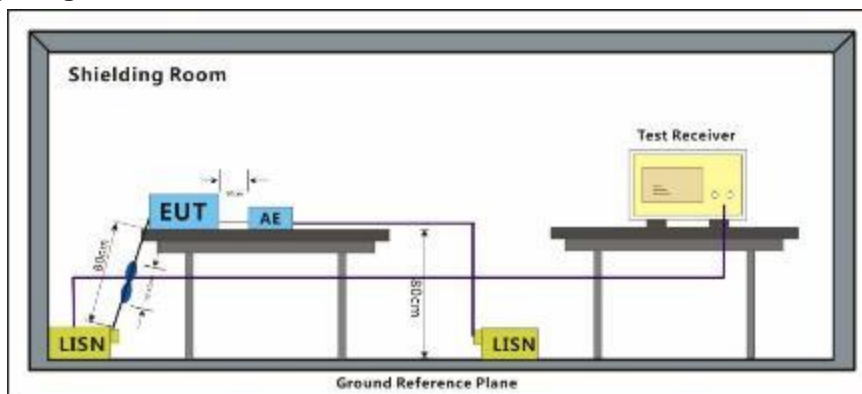
Humidity: 57.1 % RH

Atmospheric Pressure: 1000 mbar

8.1.2 Test Mode Description

| Pre-scan / Final test | Mode Code | Description |
|-----------------------|-----------|--|
| Final test | 02 | TX mode_Keep the EUT in continuously transmitting mode with all modulation types. All data rates for each modulation type have been tested and found the data rate @ 1Mbps is the worst case of IEEE 802.11b; data rate @ 6Mbps is the worst case of IEEE 802.11g; data rate @ 6.5Mbps is the worst case of IEEE 802.11n(HT20); . Only the data of worst case is recorded in the report. |

8.1.3 Test Setup Diagram

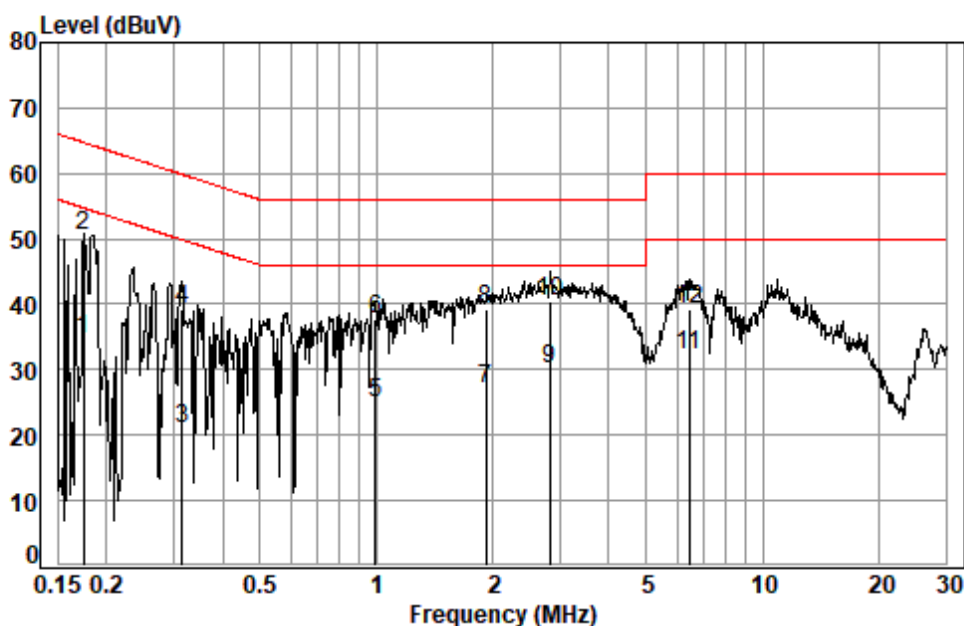


8.1.4 Measurement Procedure and Data

- 1) The mains terminal disturbance voltage test was conducted in a shielded room.
- 2) The EUT was connected to AC power source through a LISN 1 (Line Impedance Stabilization Network) which provides a 50ohm/50μH + 5ohm linear impedance. The power cables of all other units of the EUT were connected to a second LISN 2, which was bonded to the ground reference plane in the same way as the LISN 1 for the unit being measured. A multiple socket outlet strip was used to connect multiple power cables to a single LISN provided the rating of the LISN was not exceeded.
- 3) The tabletop EUT was placed upon a non-metallic table 0.8m above the ground reference plane. And for floor-standing arrangement, the EUT was placed on the horizontal ground reference plane.
- 4) The test was performed with a vertical ground reference plane. The rear of the EUT shall be 0.4 m from the vertical ground reference plane. The vertical ground reference plane was bonded to the horizontal ground reference plane. The LISN 1 was placed 0.8 m from the boundary of the unit under test and bonded to a ground reference plane for LISNs mounted on top of the ground reference plane. This distance was between the closest points of the LISN 1 and the EUT. All other units of the EUT and associated equipment was at least 0.8 m from the LISN 2.
- 5) In order to find the maximum emission, the relative positions of equipment and all of the interface cables must be changed according to ANSI C63.10 on conducted measurement.

Remark: LISN=Read Level+ Cable Loss+ LISN Factor

Test Mode: 02; Line: Live line



Site : Shielding Room

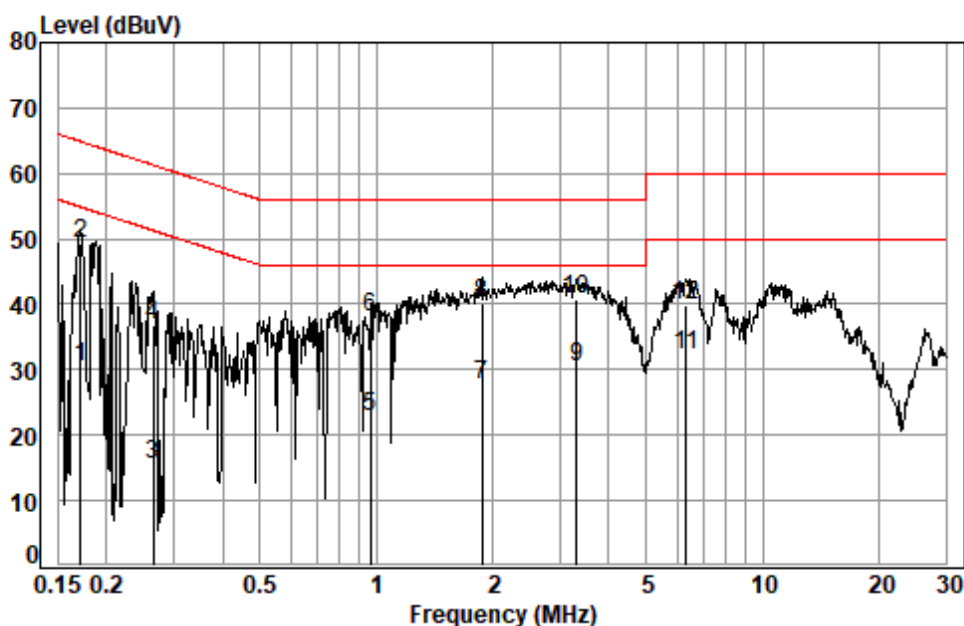
Condition: Line

Job No. : 08634CR

Test mode: 02

| | Freq | Cable Loss | LISN Factor | Read Level | Limit Line | Over Limit | Remark |
|----|--------|------------|-------------|------------|------------|------------|----------------|
| | MHz | dB | dB | dBuV | dBuV | dB | |
| 1 | 0.1749 | 0.02 | 9.68 | 25.02 | 34.72 | 54.72 | -20.00 Average |
| 2 | 0.1749 | 0.02 | 9.68 | 40.85 | 50.55 | 64.72 | -14.17 QP |
| 3 | 0.3149 | 0.04 | 9.68 | 11.34 | 21.06 | 49.84 | -28.78 Average |
| 4 | 0.3149 | 0.04 | 9.68 | 29.65 | 39.37 | 59.84 | -20.47 QP |
| 5 | 0.9944 | 0.09 | 9.70 | 15.10 | 24.89 | 46.00 | -21.11 Average |
| 6 | 0.9944 | 0.09 | 9.70 | 28.07 | 37.86 | 56.00 | -18.14 QP |
| 7 | 1.9284 | 0.16 | 9.75 | 17.09 | 27.00 | 46.00 | -19.00 Average |
| 8 | 1.9284 | 0.16 | 9.75 | 29.33 | 39.24 | 56.00 | -16.76 QP |
| 9 | 2.8091 | 0.16 | 9.76 | 20.10 | 30.02 | 46.00 | -15.98 Average |
| 10 | 2.8091 | 0.16 | 9.76 | 30.50 | 40.42 | 56.00 | -15.58 QP |
| 11 | 6.4539 | 0.17 | 9.89 | 22.04 | 32.10 | 50.00 | -17.90 Average |
| 12 | 6.4539 | 0.17 | 9.89 | 29.31 | 39.37 | 60.00 | -20.63 QP |

Test Mode: 02; Line: Neutral Line



Site : Shielding Room
Condition: Neutral
Job No. : 08634CR
Test mode: 02

| | Freq | Cable Loss | LISN Factor | Read Level | Limit Line | Over Limit | Remark |
|----|--------|------------|-------------|------------|------------|------------|---------|
| | MHz | dB | dB | dBuV | dBuV | dB | |
| 1 | 0.1712 | 0.02 | 9.66 | 20.83 | 54.90 | -24.39 | Average |
| 2 | 0.1712 | 0.02 | 9.66 | 39.71 | 64.90 | -15.51 | QP |
| 3 | 0.2644 | 0.03 | 9.66 | 5.95 | 51.29 | -35.65 | Average |
| 4 | 0.2644 | 0.03 | 9.66 | 26.98 | 61.29 | -24.62 | QP |
| 5 | 0.9684 | 0.09 | 9.69 | 12.96 | 46.00 | -23.26 | Average |
| 6 | 0.9684 | 0.09 | 9.69 | 28.10 | 56.00 | -18.12 | QP |
| 7 | 1.8779 | 0.15 | 9.73 | 17.80 | 46.00 | -18.32 | Average |
| 8 | 1.8779 | 0.15 | 9.73 | 30.22 | 56.00 | -15.90 | QP |
| 9 | 3.3105 | 0.16 | 9.77 | 20.51 | 46.00 | -15.56 | Average |
| 10 | 3.3105 | 0.16 | 9.77 | 30.70 | 56.00 | -15.37 | QP |
| 11 | 6.3521 | 0.17 | 9.93 | 22.04 | 50.00 | -17.86 | Average |
| 12 | 6.3521 | 0.17 | 9.93 | 29.65 | 60.00 | -20.25 | QP |

9 Test Setup Photo

Refer to test setup photos.

10 EUT Constructional Details (EUT Photos)

Refer to external and internal photos.



11 Appendix

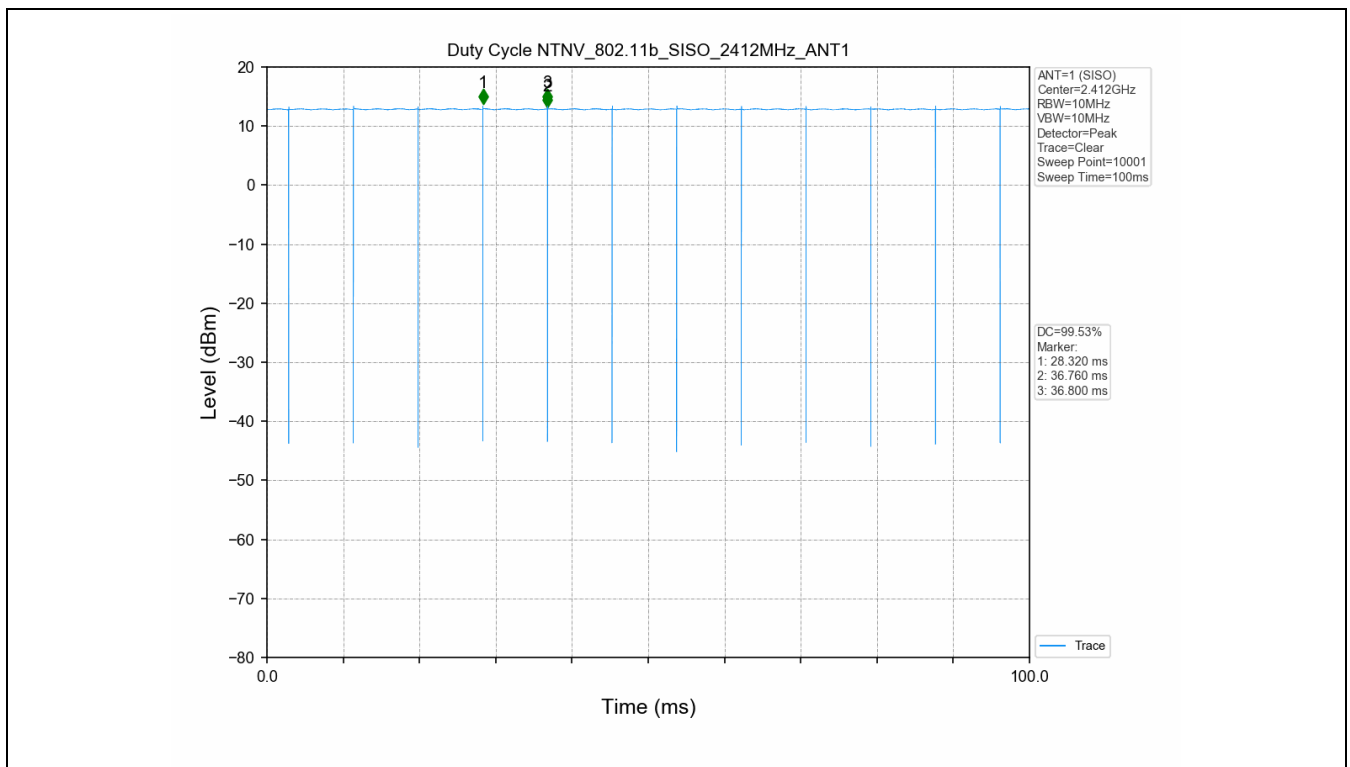
Appendix for 15.247

1. Duty Cycle

1.1 Test Result

| Test Mode | Channel Frequency(MHz) | TX Type | ANT No. | T_on (ms) | Period (ms) | Duty Cycle (%) | Duty Cycle Correction Factor (dB) |
|---------------|------------------------|---------|---------|-----------|-------------|----------------|-----------------------------------|
| 802.11b | 2412 | SISO | 1 | 8.440 | 8.480 | 99.53 | 0.02 |
| | 2437 | SISO | 1 | 8.440 | 8.480 | 99.53 | 0.02 |
| | 2462 | SISO | 1 | 8.440 | 8.480 | 99.53 | 0.02 |
| 802.11g | 2412 | SISO | 1 | 1.395 | 1.437 | 97.08 | 0.13 |
| | 2437 | SISO | 1 | 1.394 | 1.436 | 97.08 | 0.13 |
| | 2462 | SISO | 1 | 1.395 | 1.437 | 97.08 | 0.13 |
| 802.11n(HT20) | 2412 | SISO | 1 | 1.307 | 1.349 | 96.89 | 0.14 |
| | 2437 | SISO | 1 | 1.308 | 1.350 | 96.89 | 0.14 |
| | 2462 | SISO | 1 | 1.308 | 1.351 | 96.82 | 0.14 |

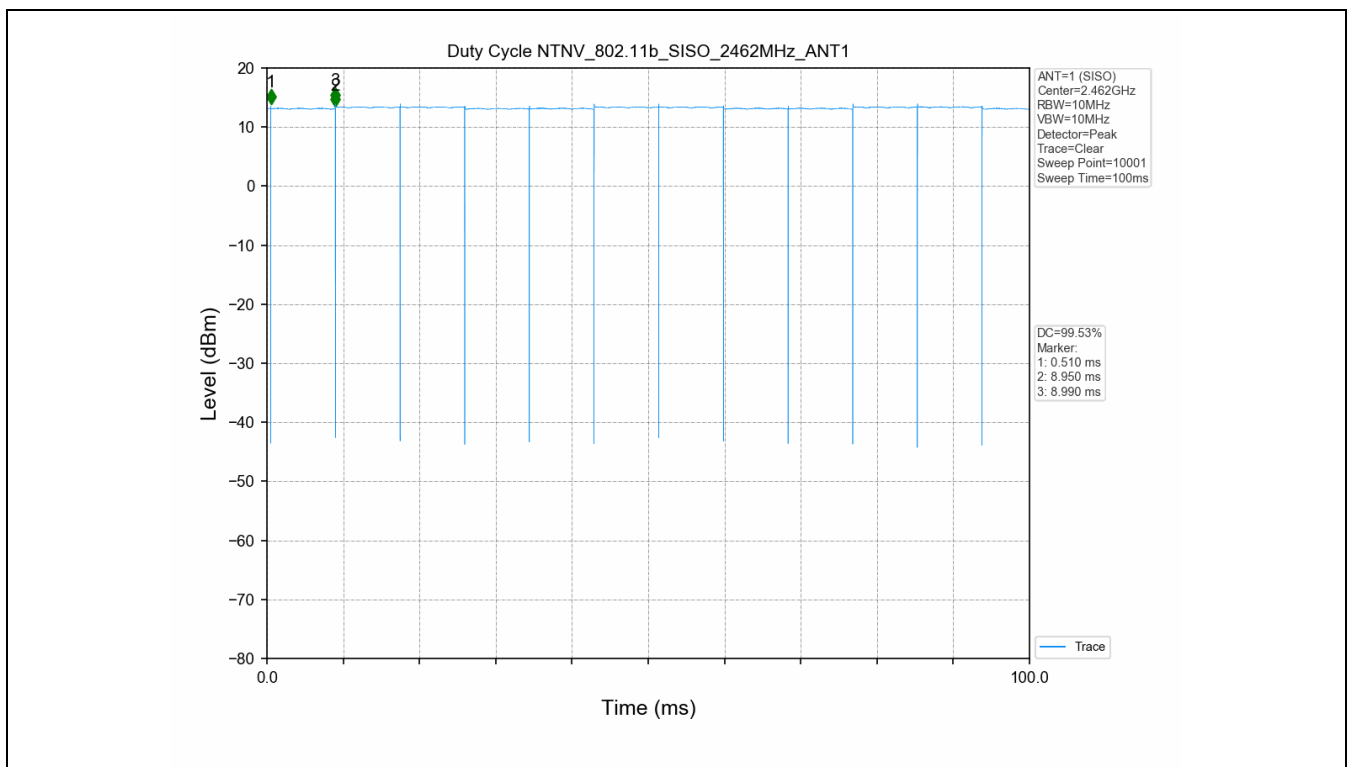
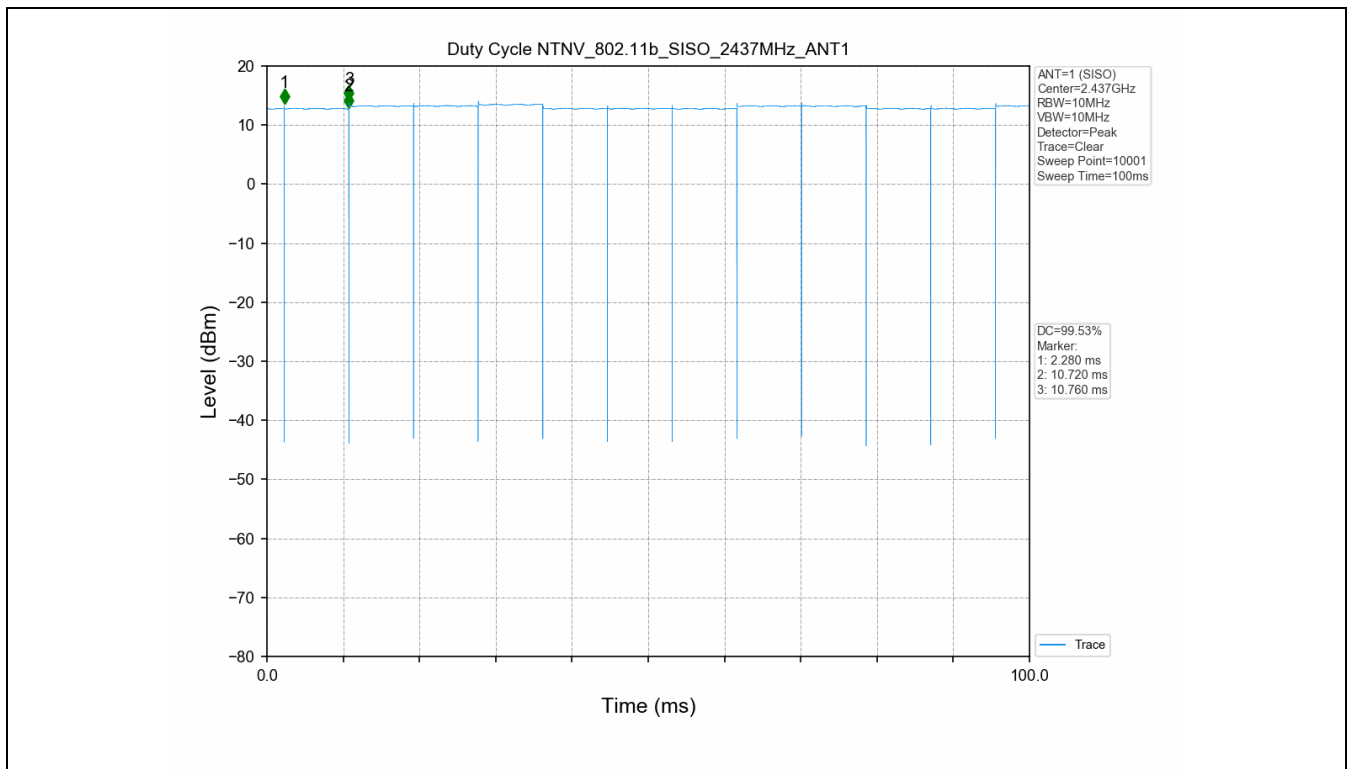
1.2 Test Graph

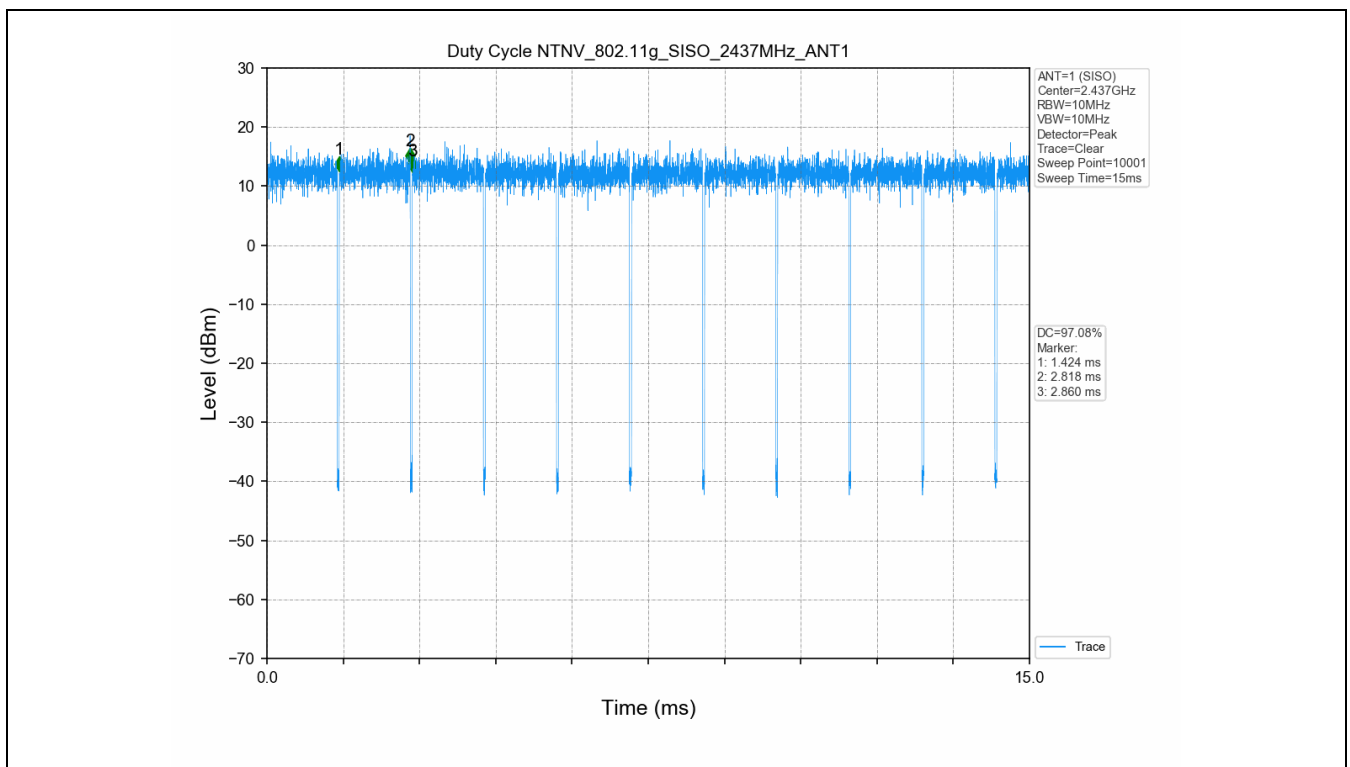
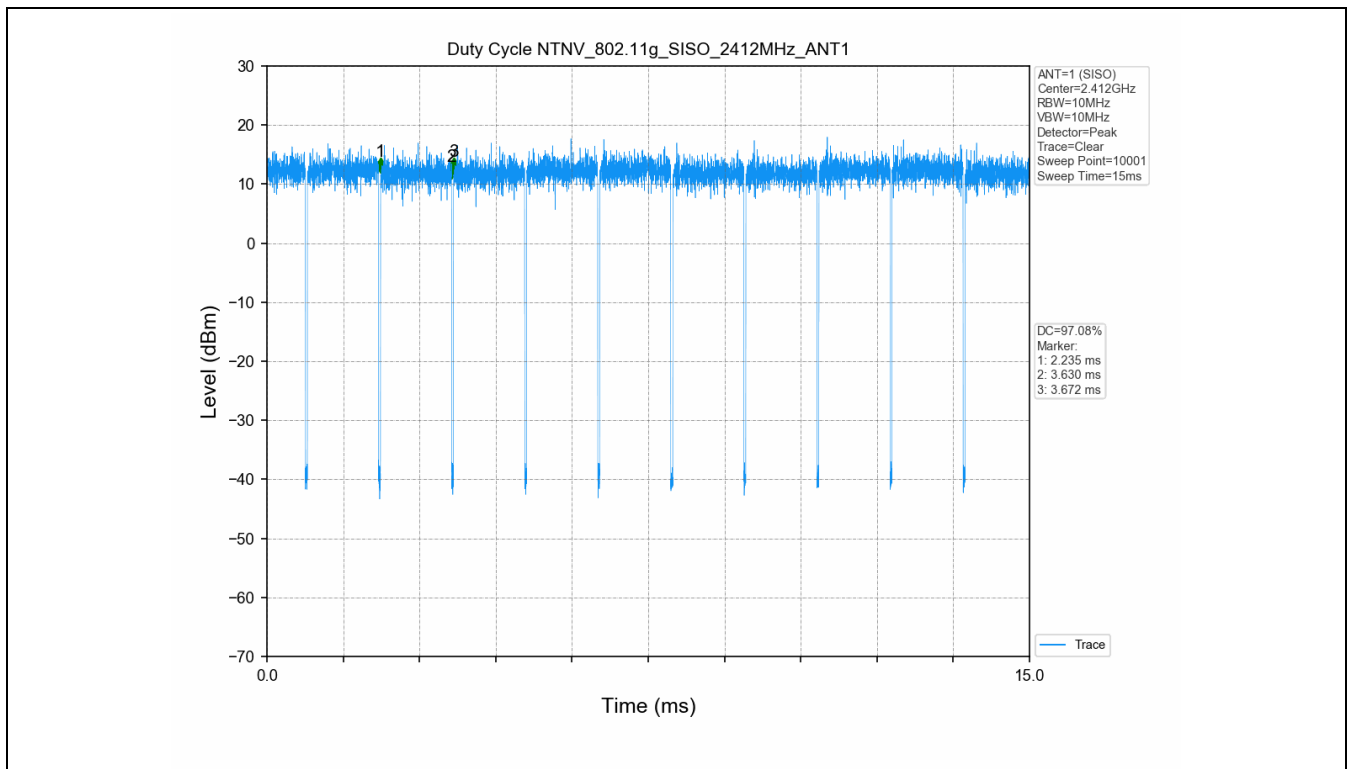


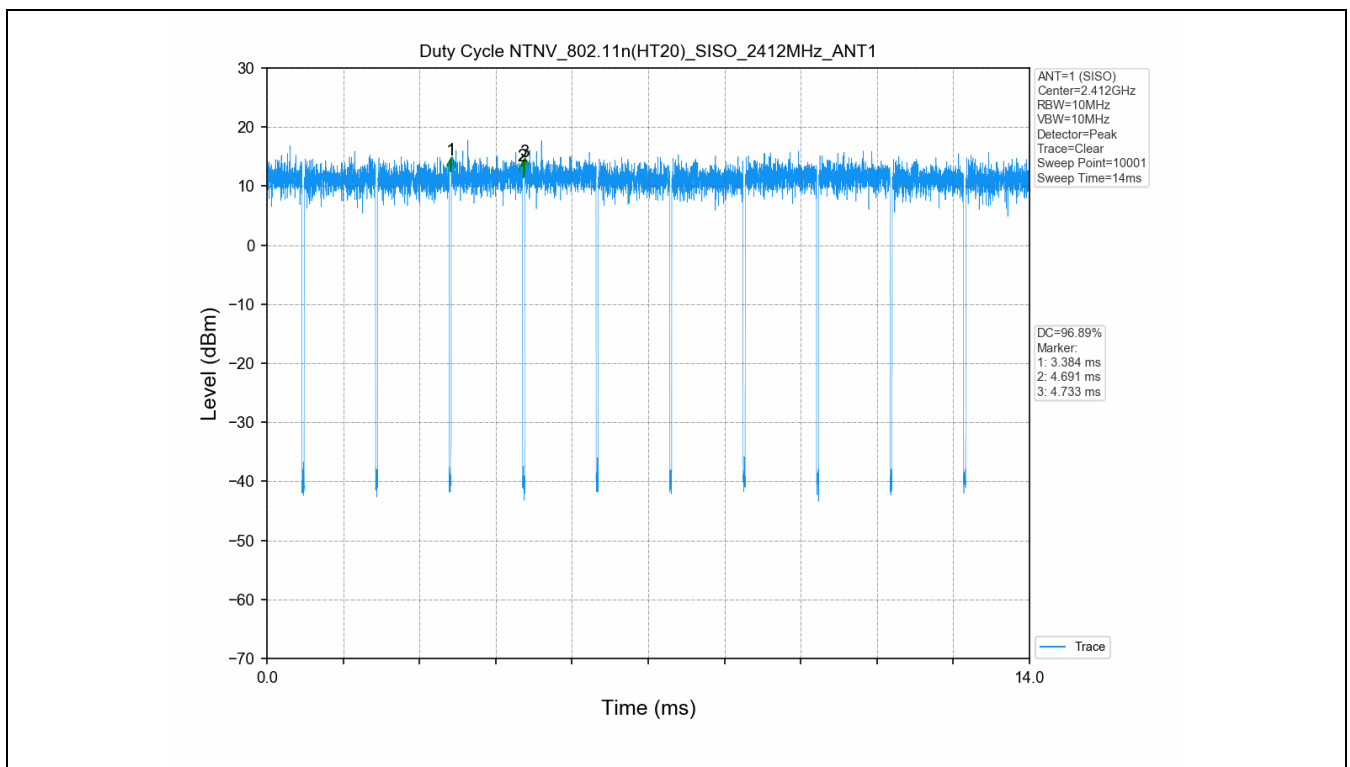
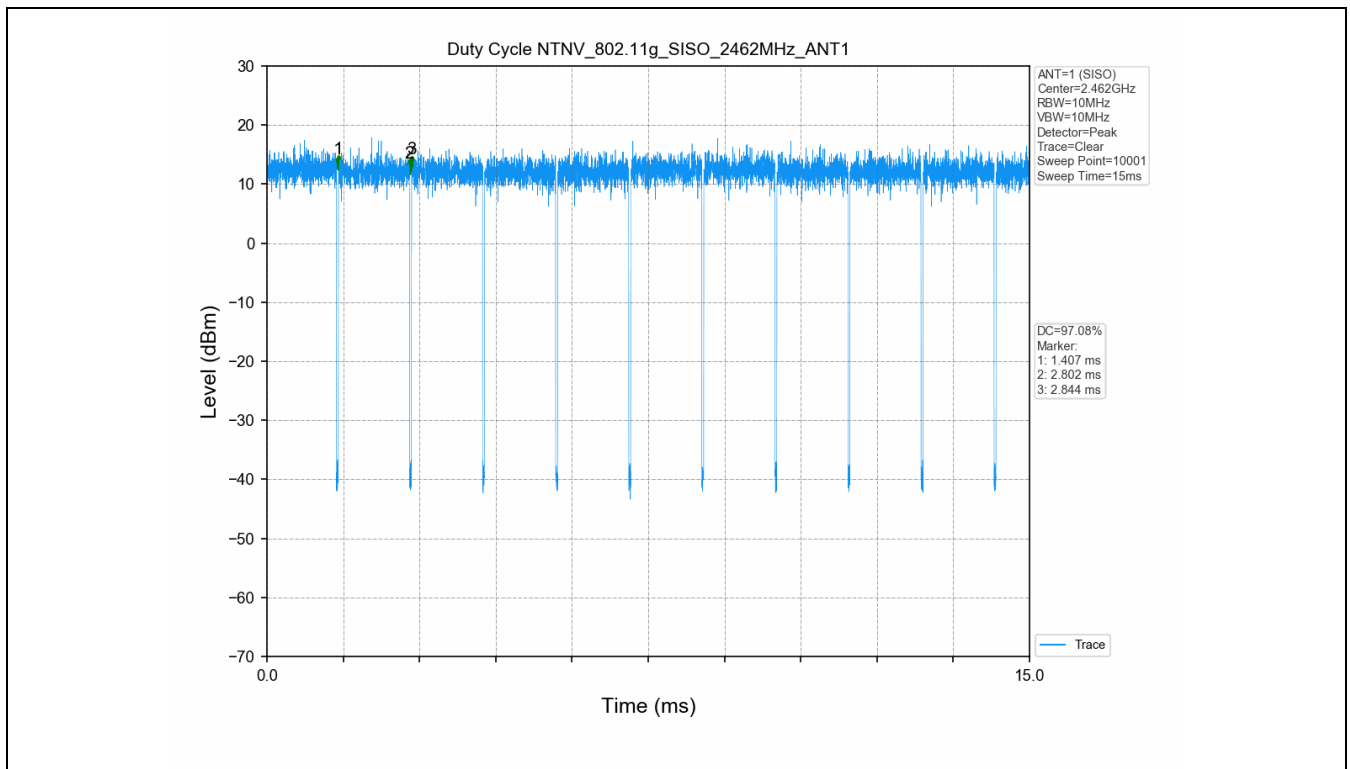
Unless otherwise agreed in writing, this document is issued by the Company subject to its General Conditions of Service printed overleaf, available on request or accessible at <http://www.sgs.com/en/Terms-and-Conditions.aspx> and, for electronic format documents, subject to Terms and Conditions for Electronic Documents at <http://www.sgs.com/en/Terms-and-Conditions/Terms-e-Document.aspx>. Attention is drawn to the limitation of liability, indemnification and jurisdiction issues defined therein. Any holder of this document is advised that information contained hereon reflects the Company's findings at the time of its intervention only and within the limits of Client's instructions, if any. The Company's sole responsibility is to its Client and this document does not exonerate parties to a transaction from exercising all their rights and obligations under the transaction documents. This document cannot be reproduced except in full, without prior written approval of the Company. Any unauthorized alteration, forgery or falsification of the content or appearance of this document is unlawful and offenders may be prosecuted to the fullest extent of the law. Unless otherwise stated the results shown in this test report refer only to the sample(s) tested and such sample(s) are retained for 30 days only.

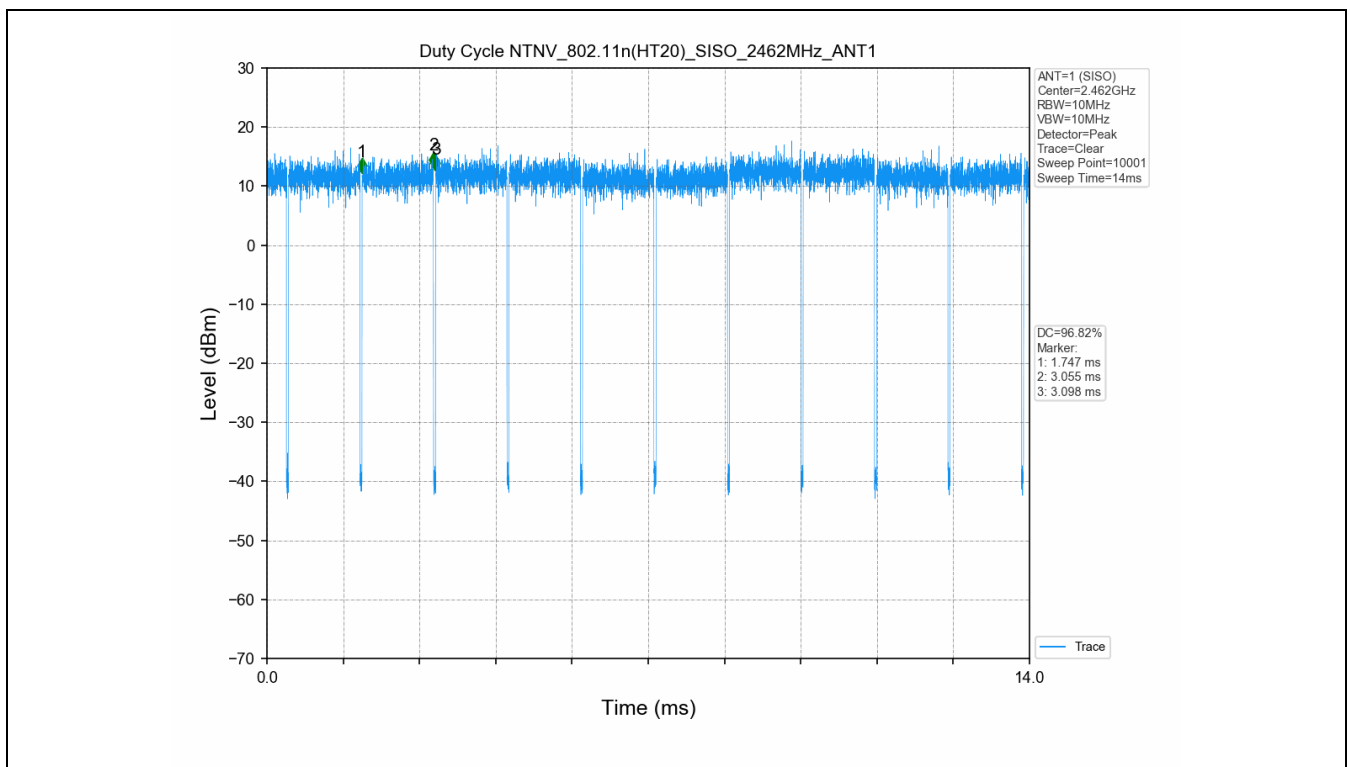
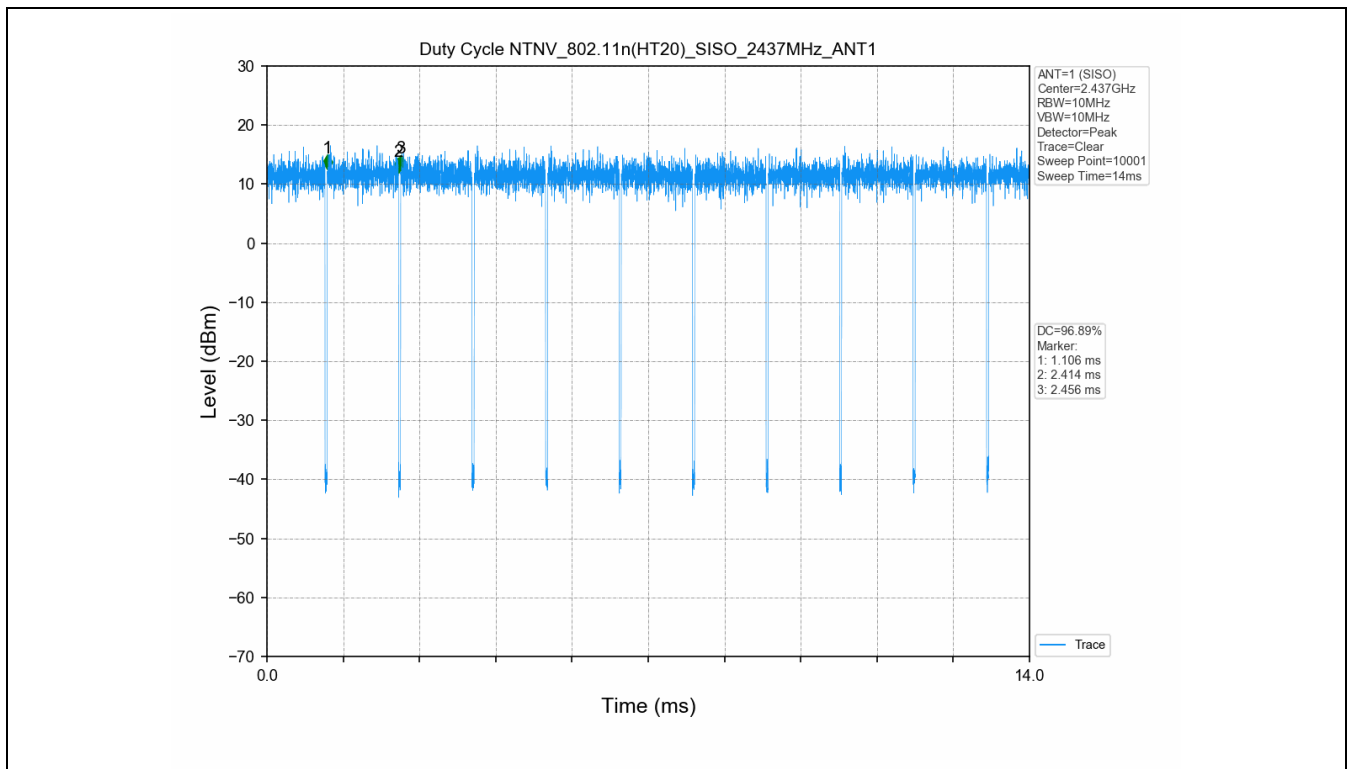
Attention: To check the authenticity of testing / inspection report & certificate, please contact us at telephone: (86-755) 8307 1443, or email: CN.Doccheck@sgs.com

No.1 Workshop, M-10, Middle Section, Science & Technology Park, Shenzhen, China 518057 t (86-755) 26012053 f (86-755) 26710594 www.sgs.com.cn
中国·深圳·科技园中区M-10栋一号厂房 邮编: 518057 t (86-755) 26012053 f (86-755) 26710594 sgs.china@sgs.com











2. Bandwidth

2.1 Test Result

| Test Mode | Frequency (MHz) | TX Type | ANT No. | 6dB Bandwidth | | Verdict |
|---------------|-----------------|---------|---------|-------------------|--------------|---------|
| | | | | Test Result (MHz) | Limits (MHz) | |
| 802.11b | 2412 | SISO | 1 | 9.093 | ≥0.5 | PASS |
| | 2437 | SISO | 1 | 8.604 | ≥0.5 | PASS |
| | 2462 | SISO | 1 | 9.076 | ≥0.5 | PASS |
| 802.11g | 2412 | SISO | 1 | 15.162 | ≥0.5 | PASS |
| | 2437 | SISO | 1 | 15.158 | ≥0.5 | PASS |
| | 2462 | SISO | 1 | 15.087 | ≥0.5 | PASS |
| 802.11n(HT20) | 2412 | SISO | 1 | 15.179 | ≥0.5 | PASS |
| | 2437 | SISO | 1 | 15.151 | ≥0.5 | PASS |
| | 2462 | SISO | 1 | 15.100 | ≥0.5 | PASS |

| Test Mode | Frequency (MHz) | TX Type | ANT No. | 99% Occupied Bandwidth | |
|---------------|-----------------|---------|---------|------------------------|---------------------|
| | | | | Test Result (MHz) | |
| 802.11b | 2412 | SISO | 1 | 14.090 | Only for Report Use |
| | 2437 | SISO | 1 | 14.063 | Only for Report Use |
| | 2462 | SISO | 1 | 14.082 | Only for Report Use |
| 802.11g | 2412 | SISO | 1 | 16.560 | Only for Report Use |
| | 2437 | SISO | 1 | 16.563 | Only for Report Use |
| | 2462 | SISO | 1 | 16.581 | Only for Report Use |
| 802.11n(HT20) | 2412 | SISO | 1 | 17.647 | Only for Report Use |
| | 2437 | SISO | 1 | 17.665 | Only for Report Use |
| | 2462 | SISO | 1 | 17.650 | Only for Report Use |

2.2 Test Graph - 6dB Bandwidth

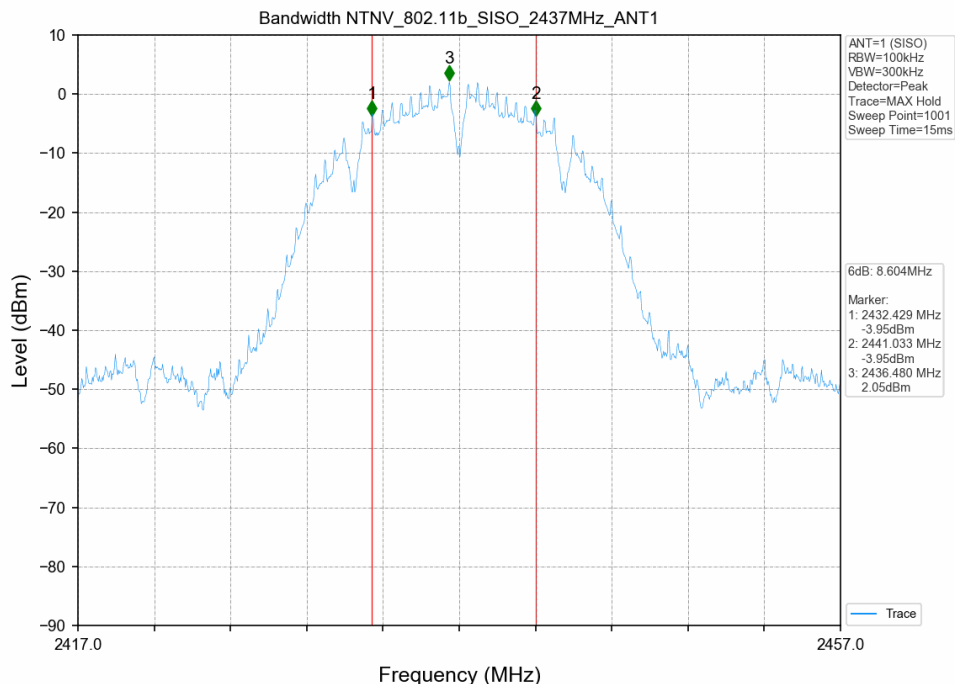
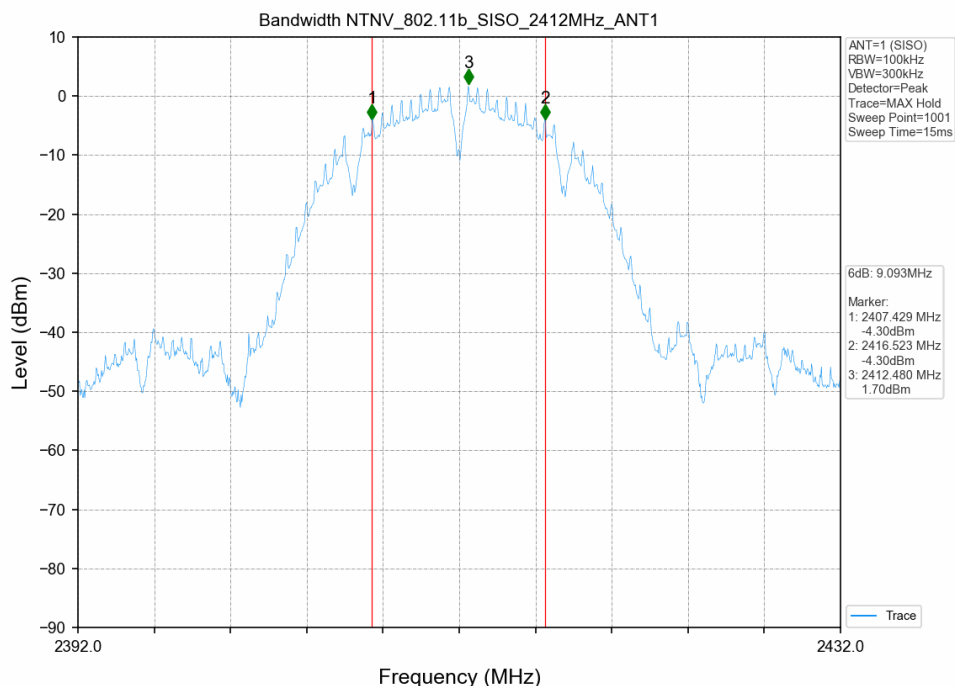


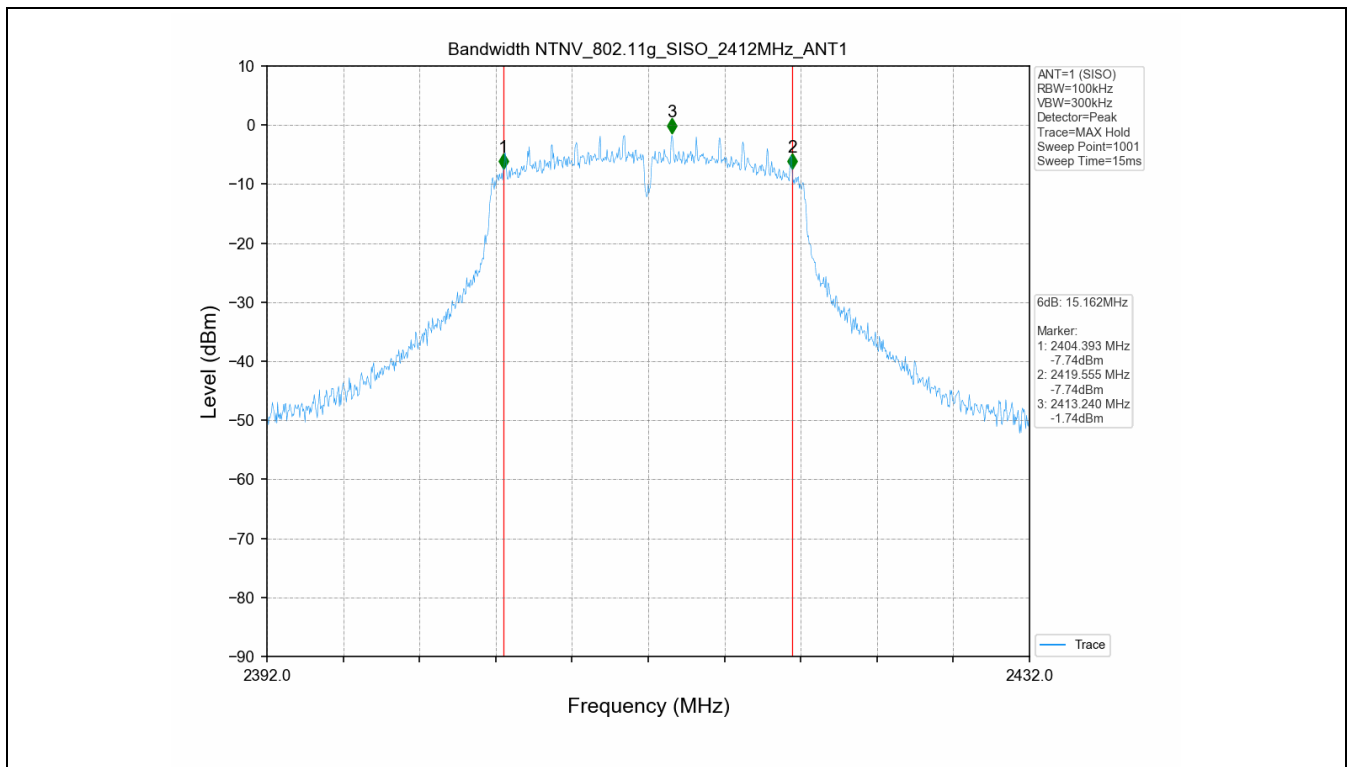
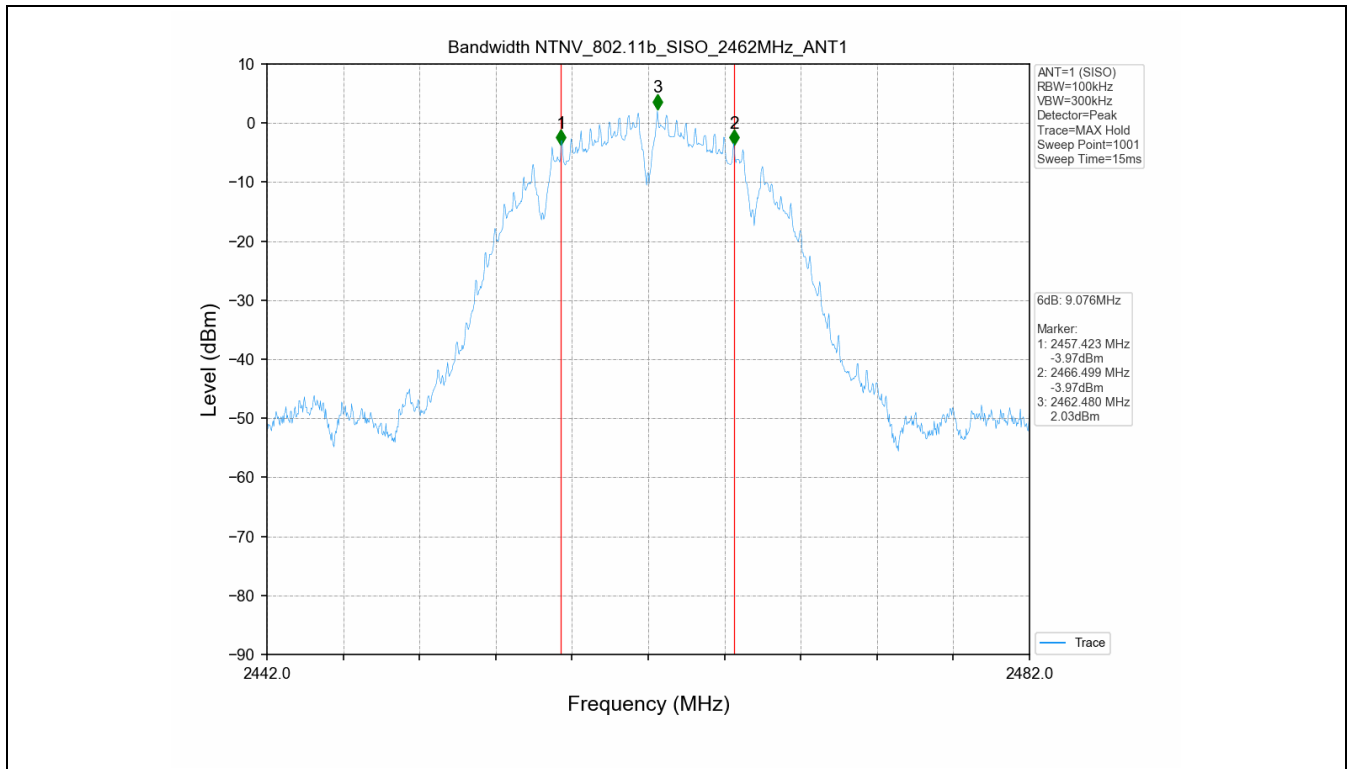
Unless otherwise agreed in writing, this document is issued by the Company subject to its General Conditions of Service printed overleaf, available on request or accessible at <http://www.sgs.com/en/Terms-and-Conditions.aspx> and, for electronic format documents, subject to Terms and Conditions for Electronic Documents at <http://www.sgs.com/en/Terms-and-Conditions/Terms-e-Documents.aspx>. Attention is drawn to the limitation of liability, indemnification and jurisdiction issues defined therein. Any holder of this document is advised that information contained hereon reflects the Company's findings at the time of its intervention only and within the limits of Client's instructions, if any. The Company's sole responsibility is to its Client and this document does not exonerate parties to a transaction from exercising all their rights and obligations under the transaction documents. This document cannot be reproduced except in full, without prior written approval of the Company. Any unauthorized alteration, forgery or falsification of the content or appearance of this document is unlawful and offenders may be prosecuted to the fullest extent of the law. Unless otherwise stated the results shown in this test report refer only to the sample(s) tested and such sample(s) are retained for 30 days only.

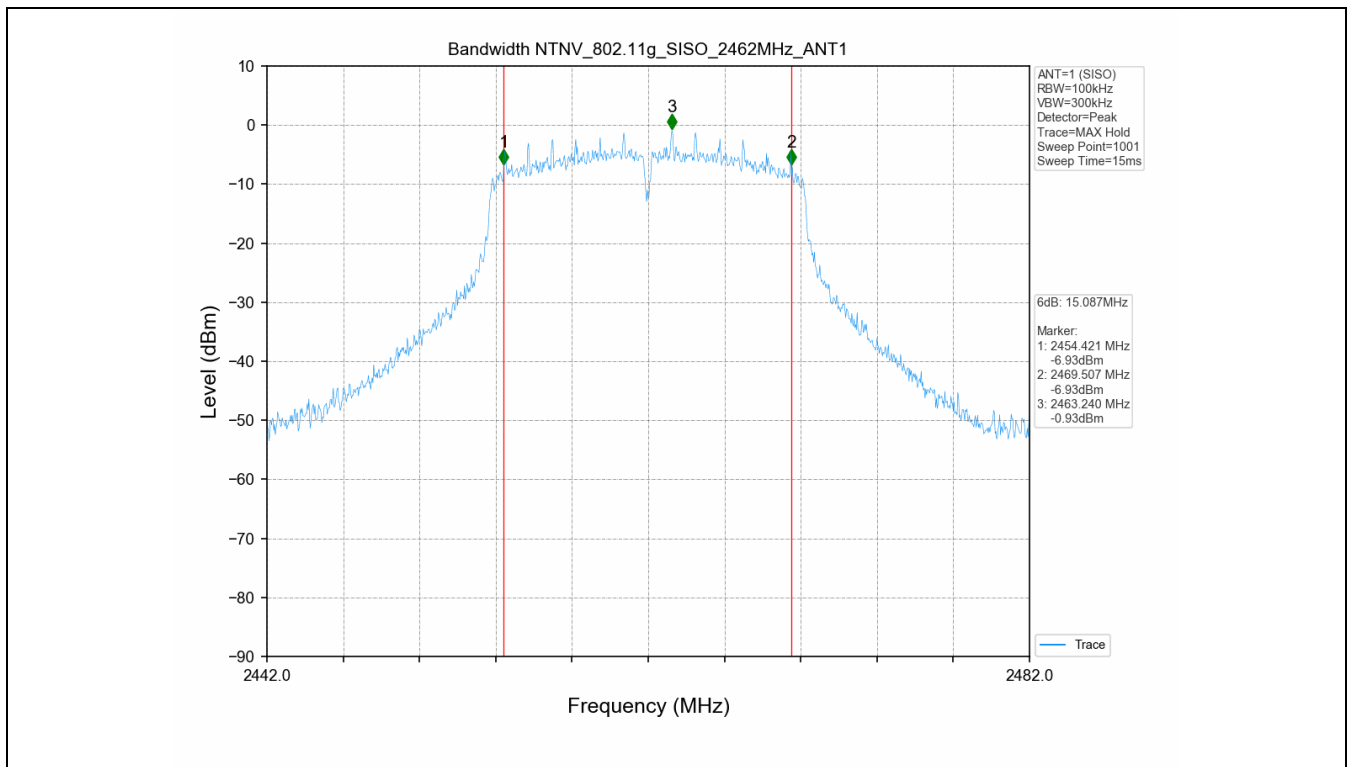
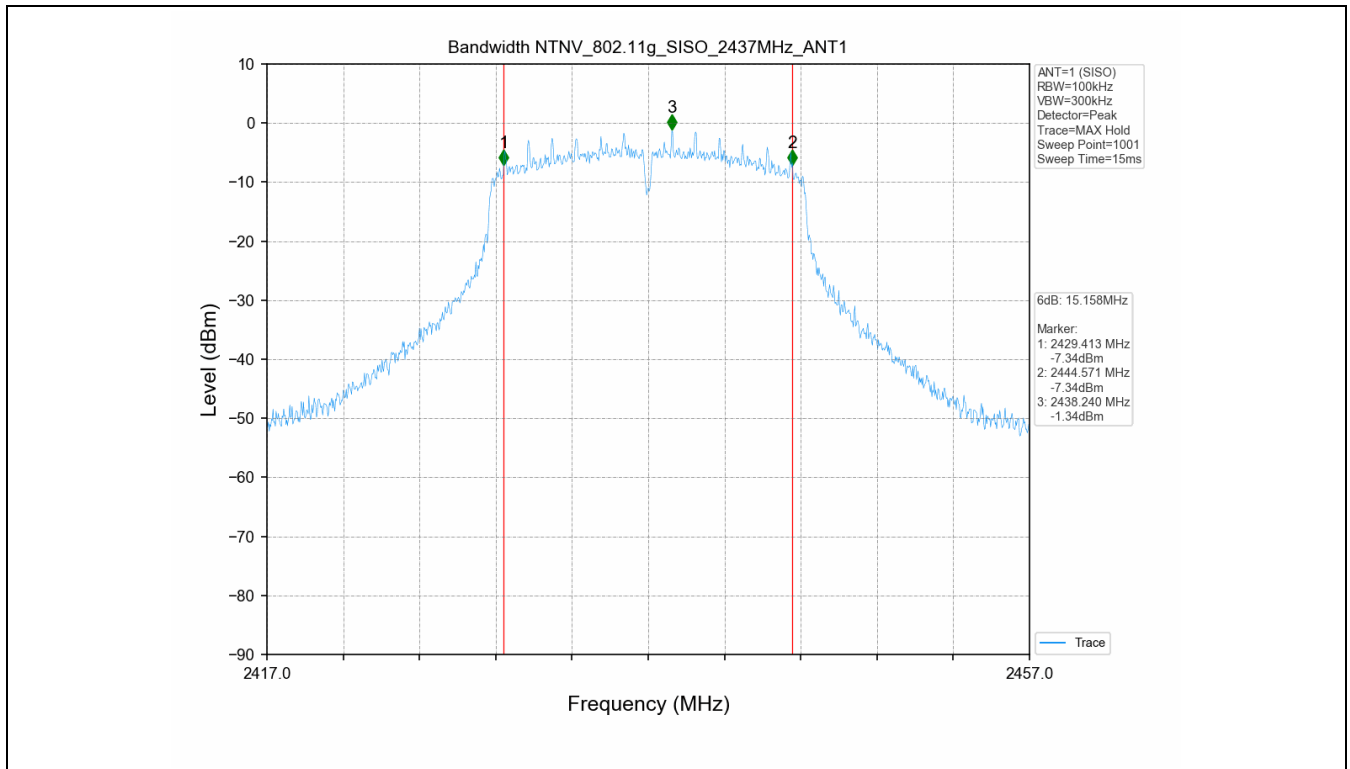
Attention: To check the authenticity of testing / inspection report & certificate, please contact us at telephone: (86-755) 8307 1443, or email: CN.Doccheck@sgs.com

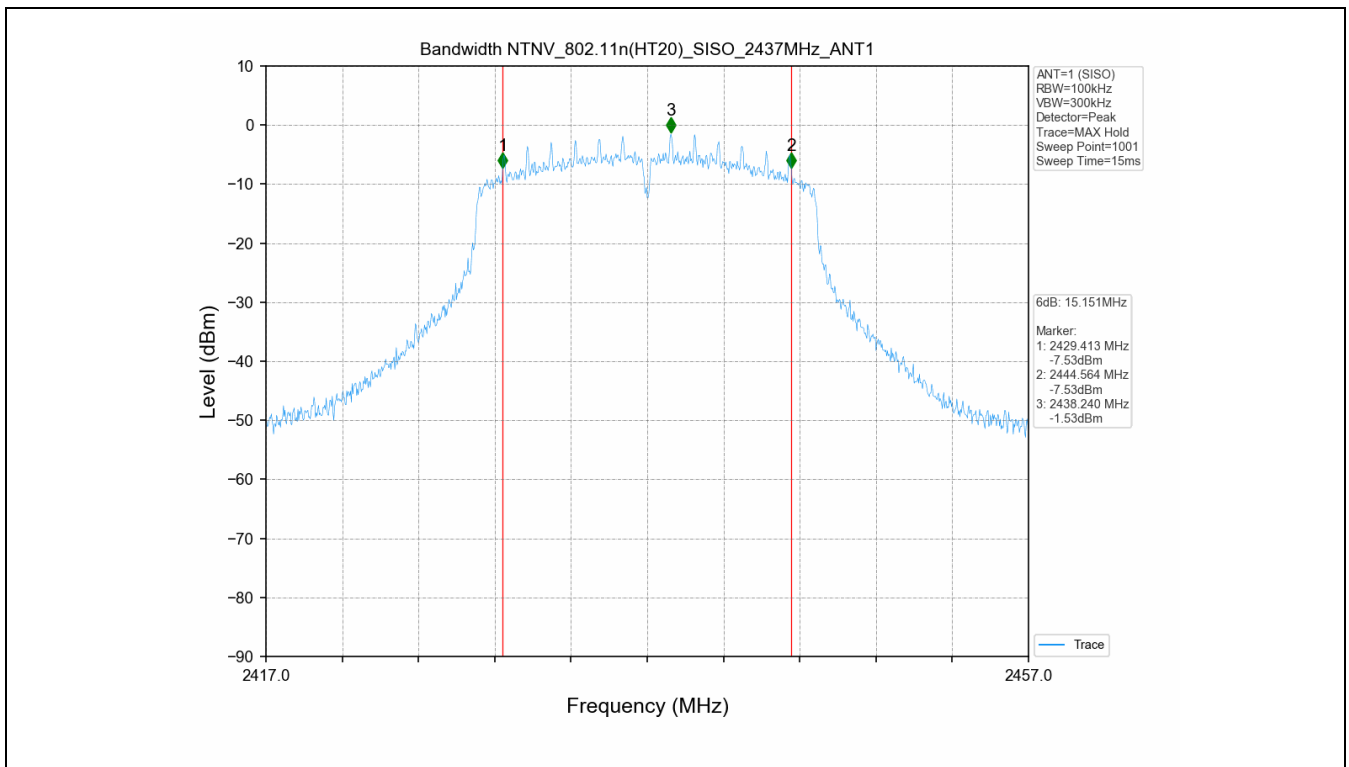
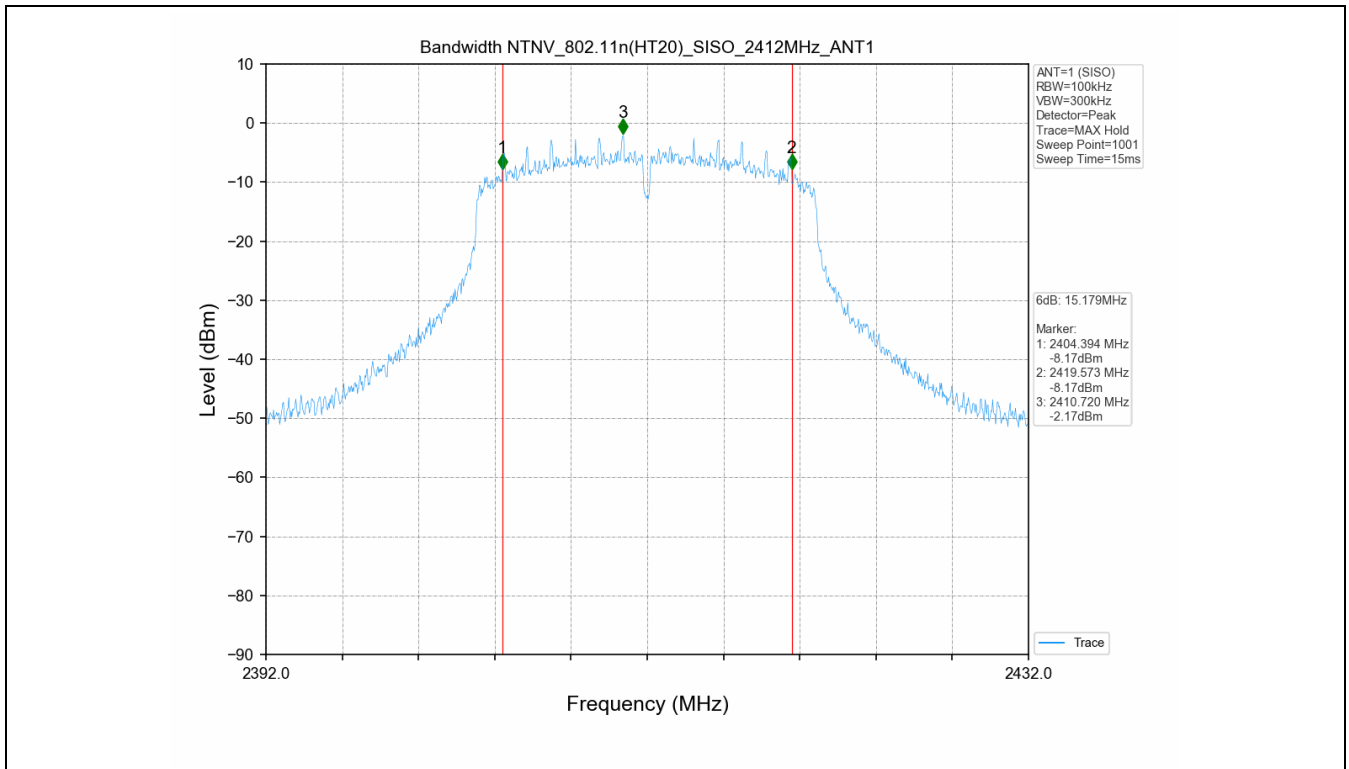
SGS-CSTC Standards Technical Services Co., Ltd.
Shenzhen Branch Laboratory

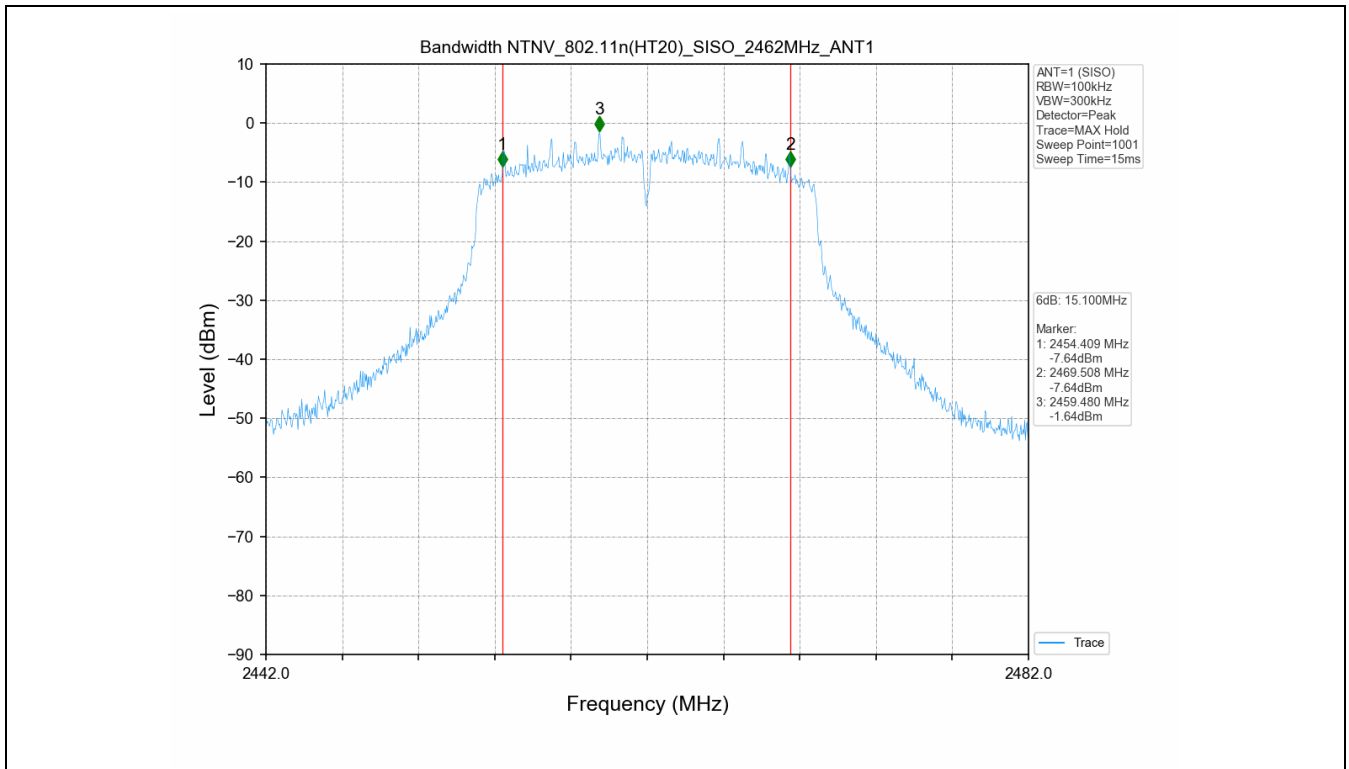
No.1 Workshop, M-10, Middle Section, Science & Technology Park, Shenzhen, China 518057 t (86-755) 26012053 f (86-755) 26710594 www.sgs.com.cn
中国·深圳·科技园中区M-10栋一号厂房 邮编: 518057 t (86-755) 26012053 f (86-755) 26710594 sgs.china@sgs.com



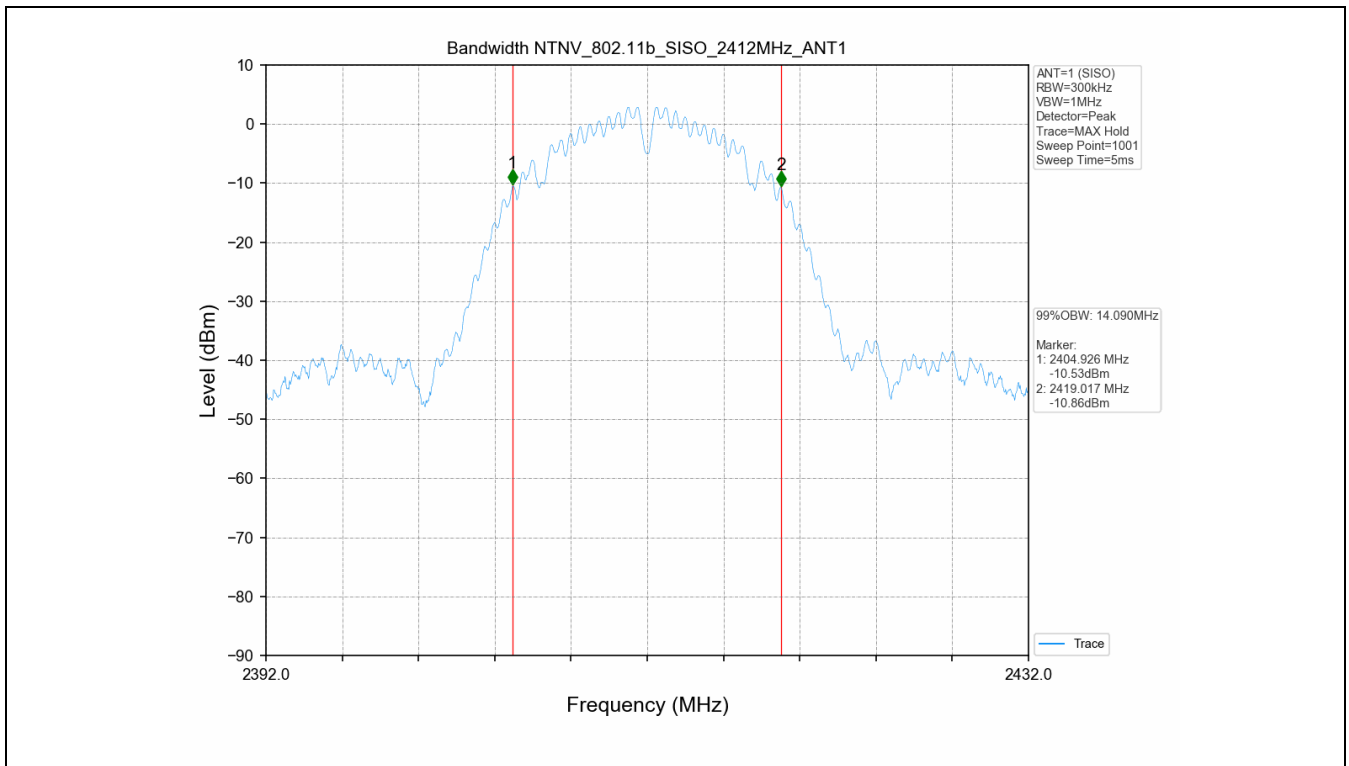


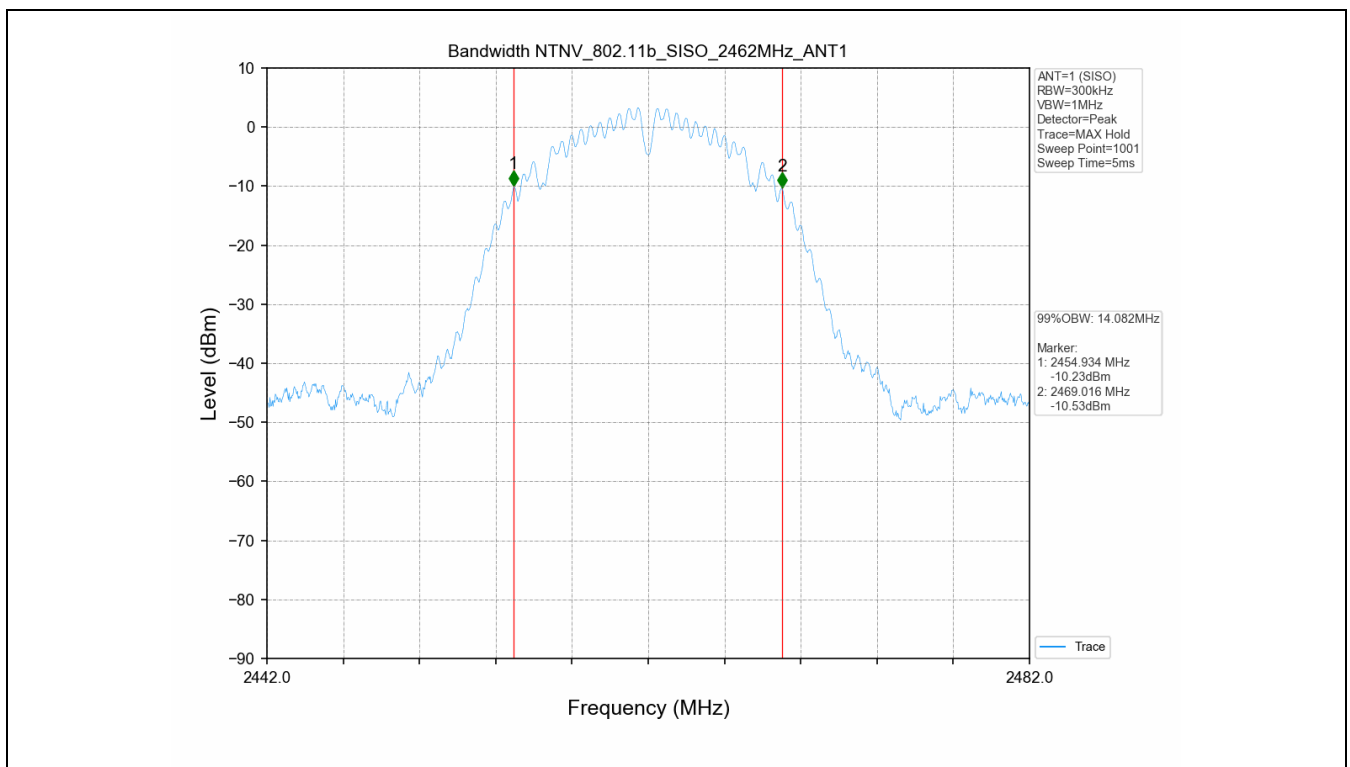
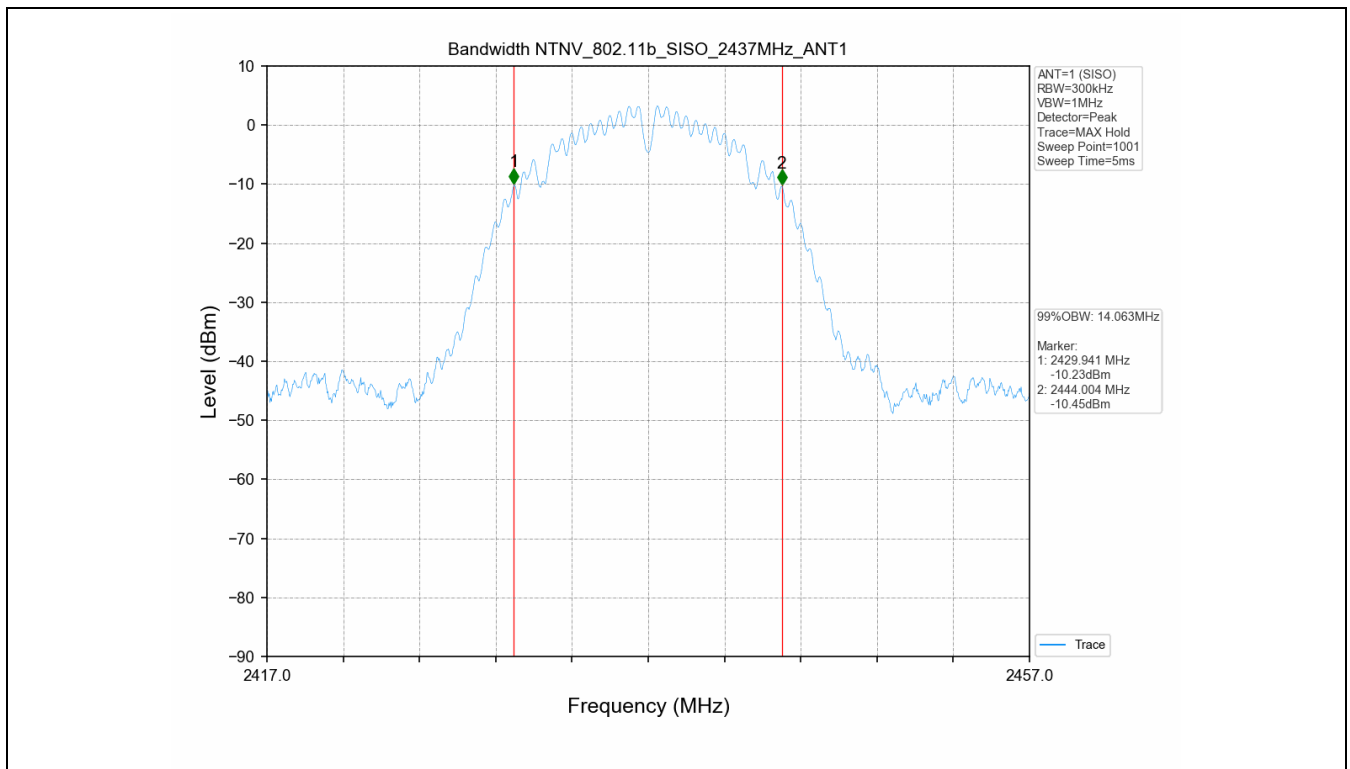


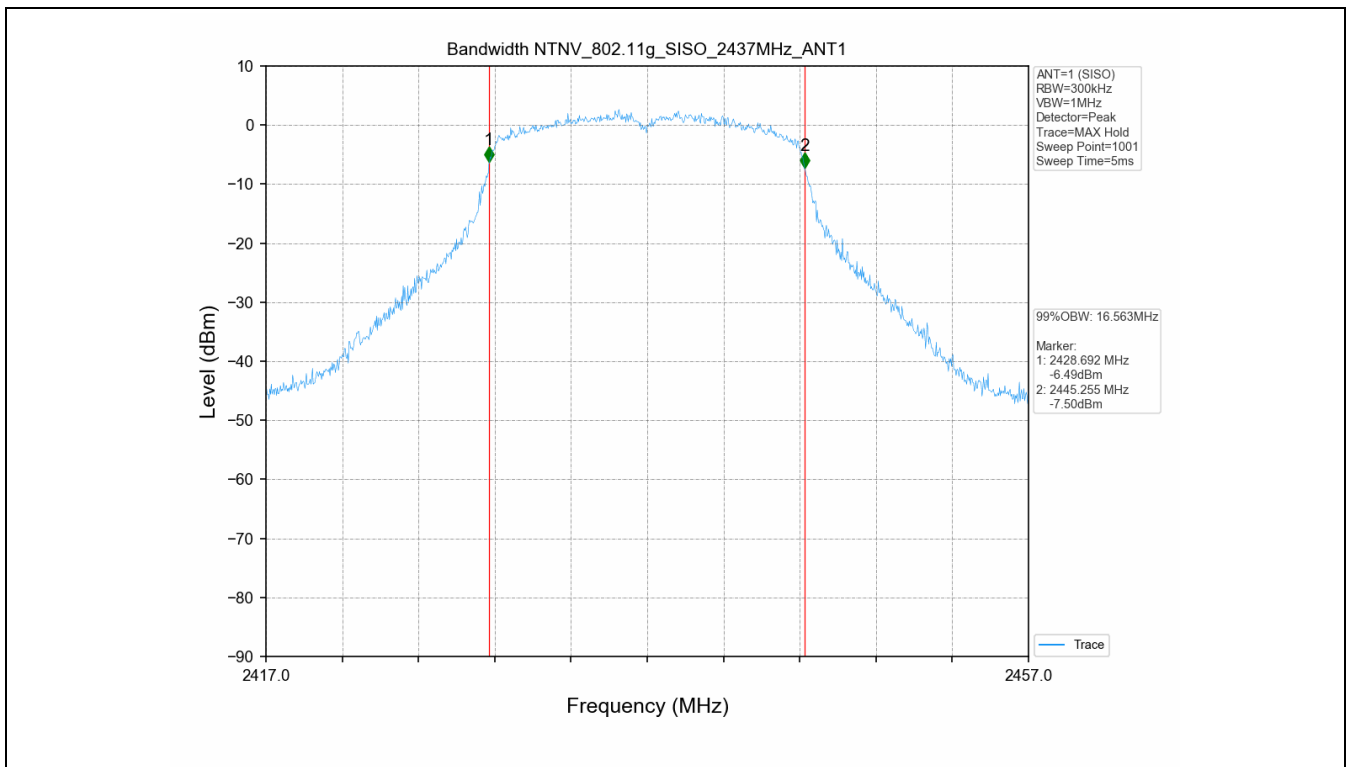
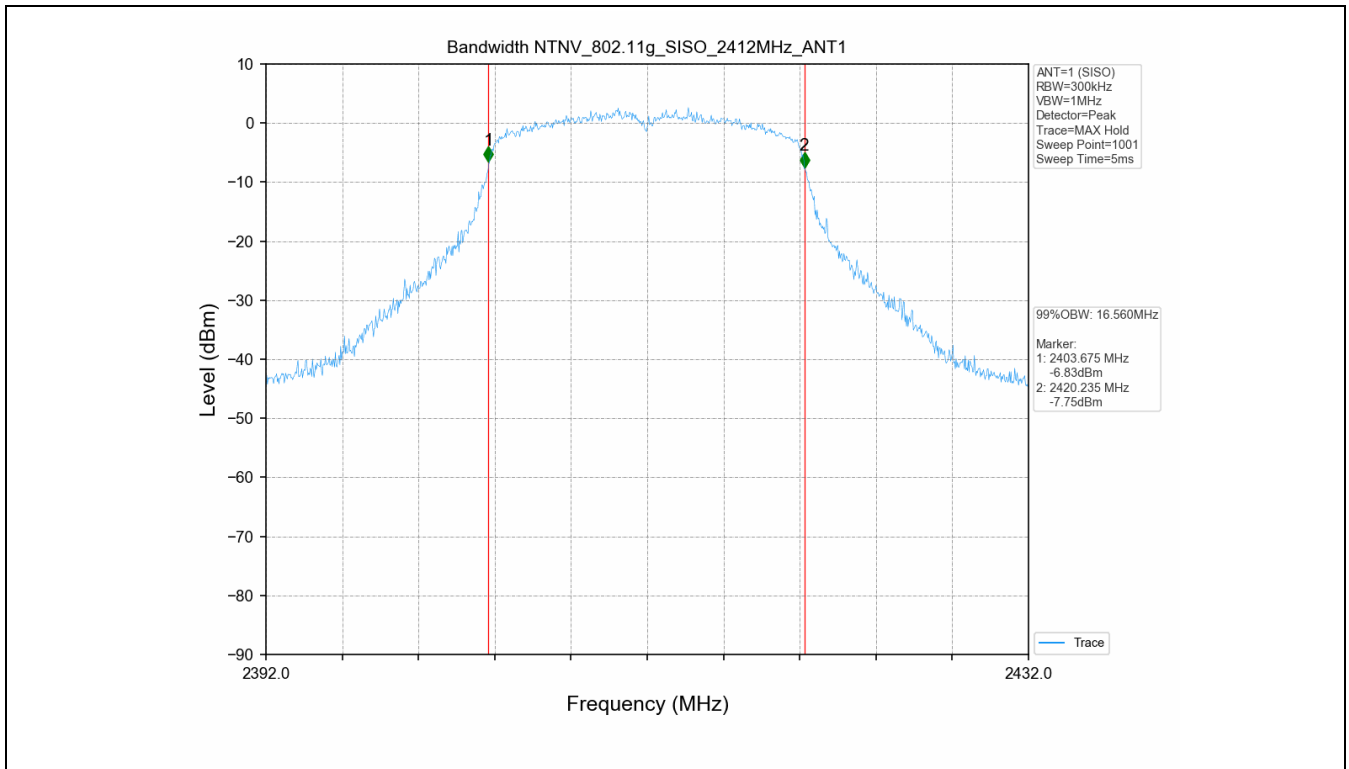


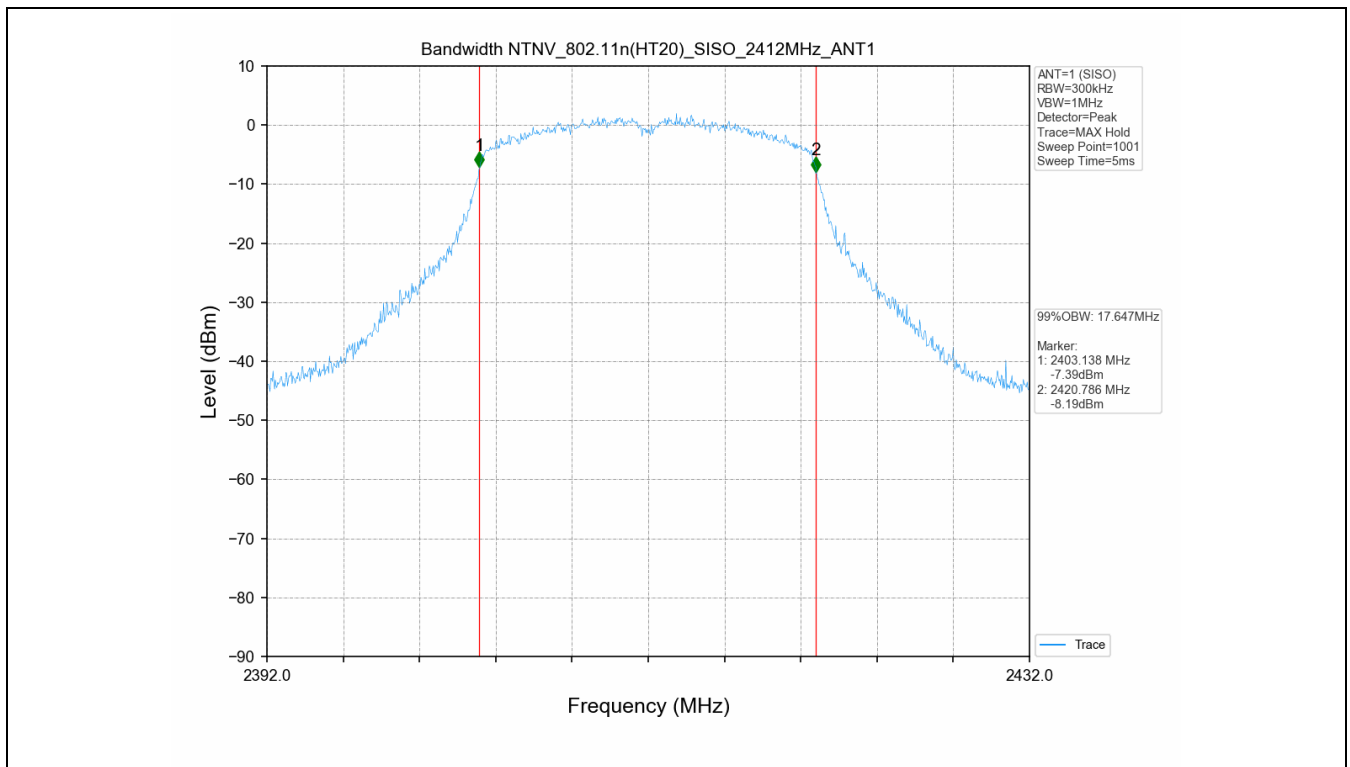
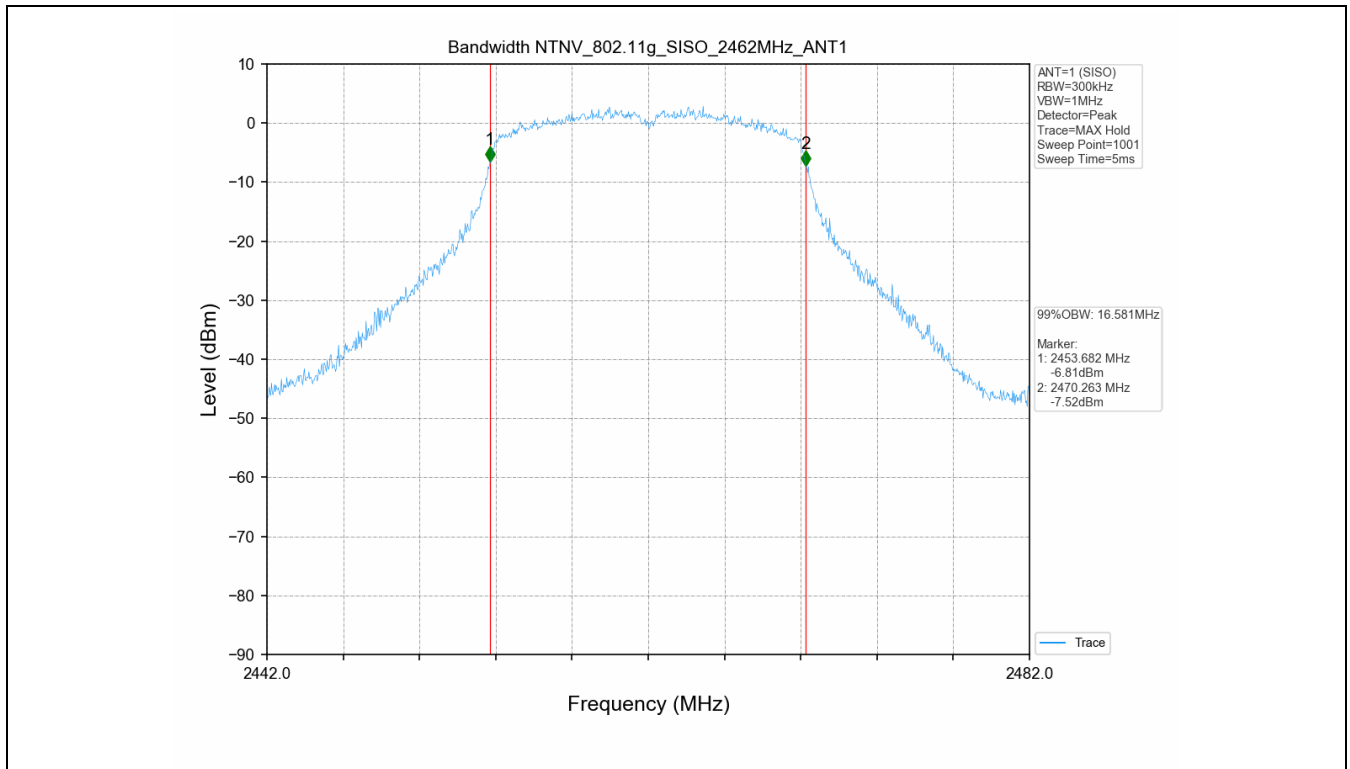


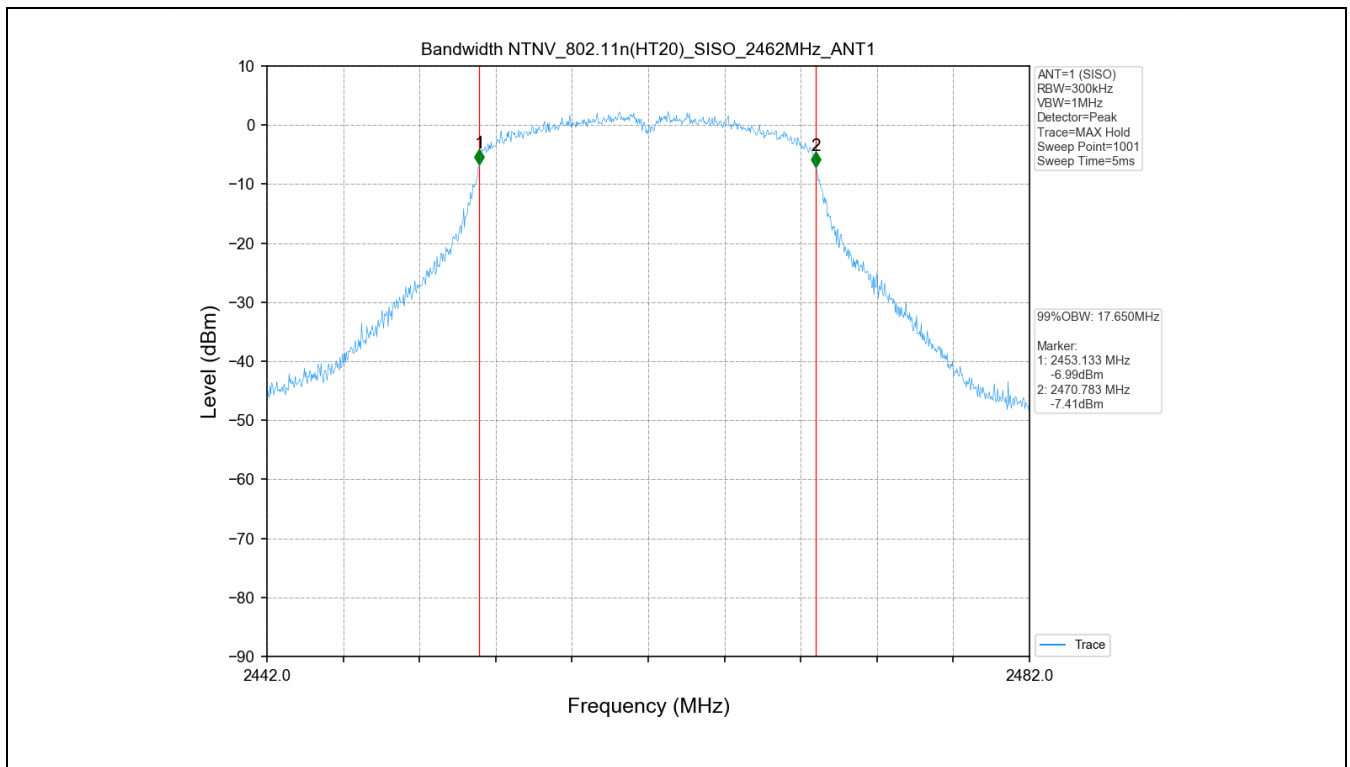
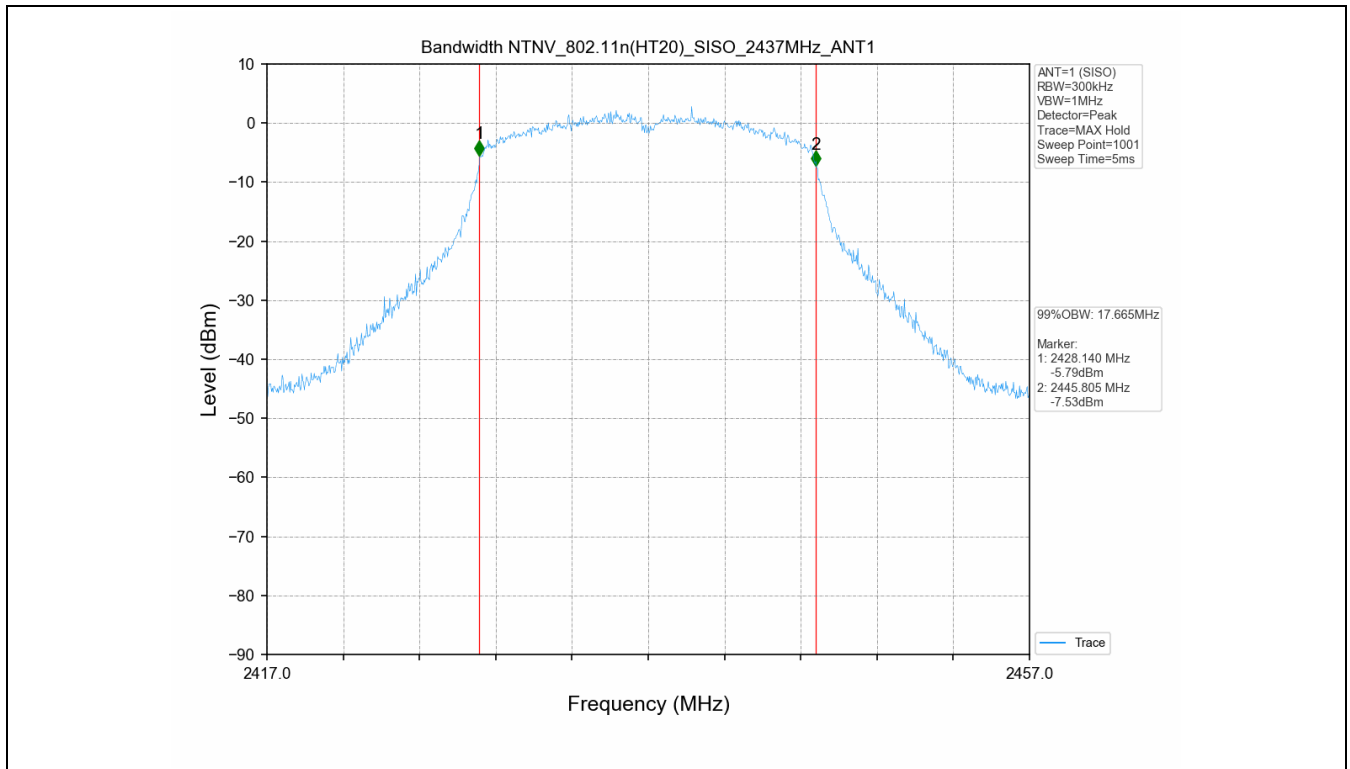
2.3 Test Graph - 99% Occupied Bandwidth











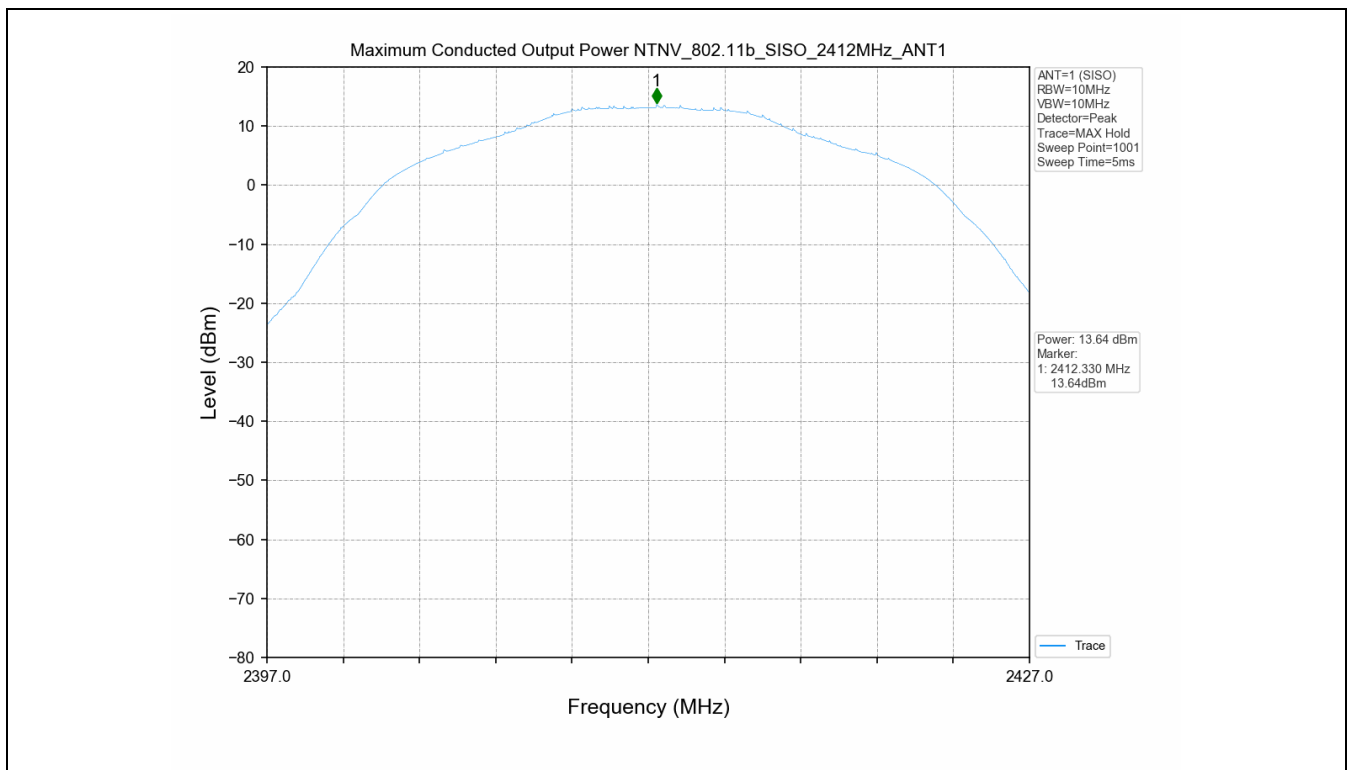


3. Maximum Conducted Output Power

3.1 Test Result

| Test Mode | Frequency (MHz) | Tx Type | Measured Peak Output Power (dBm) | Limits (dBm) | Verdict |
|---------------|-----------------|---------|----------------------------------|--------------|---------|
| | | | Ant 1 | | |
| 802.11b | 2412 | SISO | 13.64 | 30 | PASS |
| | 2437 | SISO | 13.90 | 30 | PASS |
| | 2462 | SISO | 13.91 | 30 | PASS |
| 802.11g | 2412 | SISO | 17.56 | 30 | PASS |
| | 2437 | SISO | 17.66 | 30 | PASS |
| | 2462 | SISO | 17.81 | 30 | PASS |
| 802.11n(HT20) | 2412 | SISO | 16.86 | 30 | PASS |
| | 2437 | SISO | 17.02 | 30 | PASS |
| | 2462 | SISO | 17.43 | 30 | PASS |

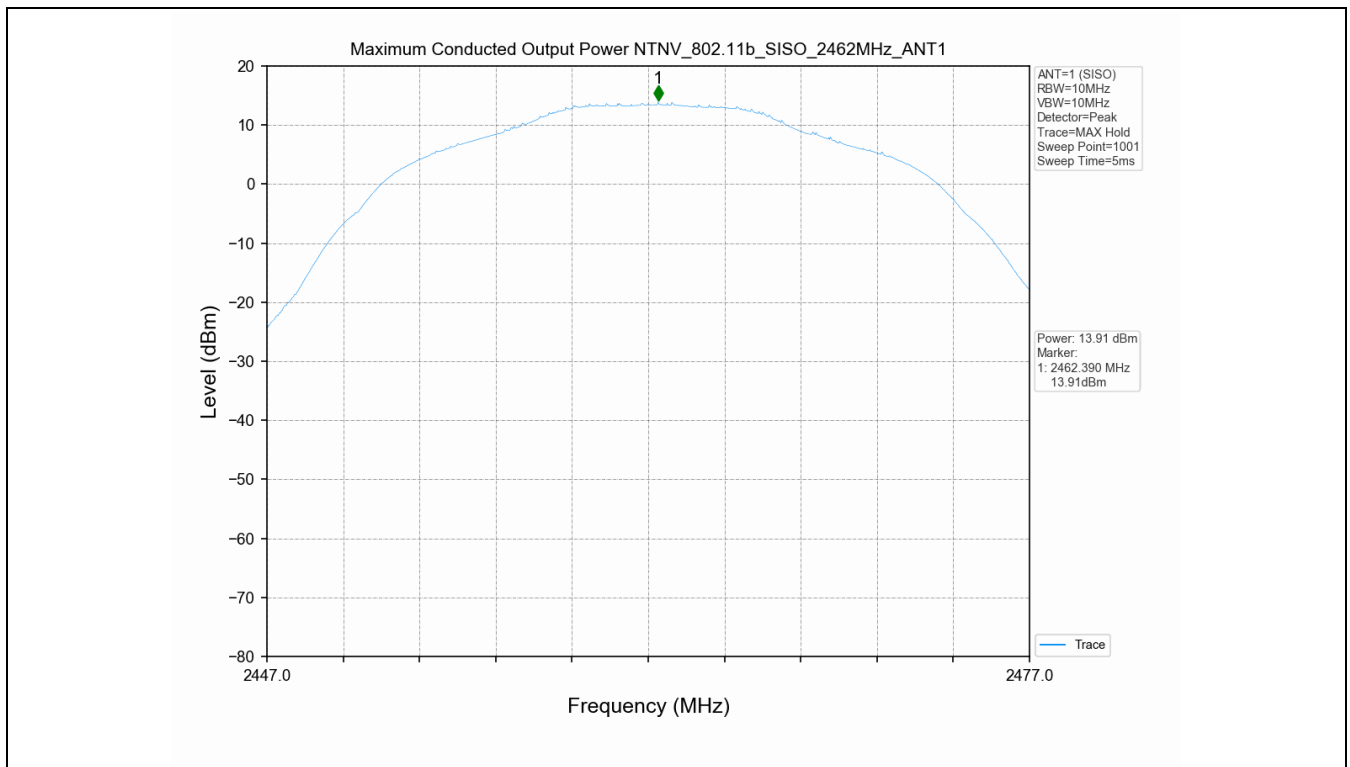
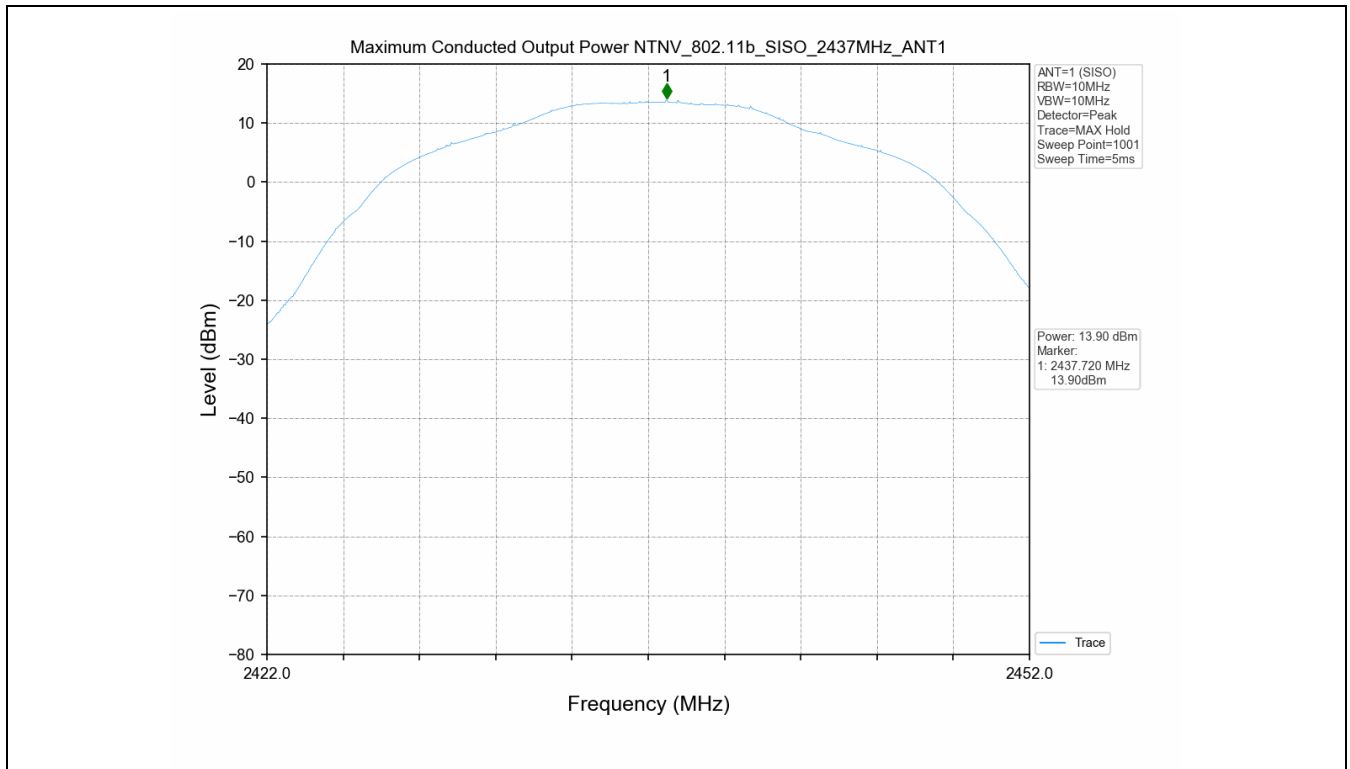
3.2 Test Graph



Unless otherwise agreed in writing, this document is issued by the Company subject to its General Conditions of Service printed overleaf, available on request or accessible at <http://www.sgs.com/en/Terms-and-Conditions.aspx> and, for electronic format documents, subject to Terms and Conditions for Electronic Documents at <http://www.sgs.com/en/Terms-and-Conditions/Terms-e-Documents.aspx>. Attention is drawn to the limitation of liability, indemnification and jurisdiction issues defined therein. Any holder of this document is advised that information contained hereon reflects the Company's findings at the time of its intervention only and within the limits of Client's instructions, if any. The Company's sole responsibility is to its Client and this document does not exonerate parties to a transaction from exercising all their rights and obligations under the transaction documents. This document cannot be reproduced except in full, without prior written approval of the Company. Any unauthorized alteration, forgery or falsification of the content or appearance of this document is unlawful and offenders may be prosecuted to the fullest extent of the law. Unless otherwise stated the results shown in this test report refer only to the sample(s) tested and such sample(s) are retained for 30 days only.

Attention: To check the authenticity of testing / inspection report & certificate, please contact us at telephone: (86-755) 8307 1443, or email: CN.Doccheck@sgs.com

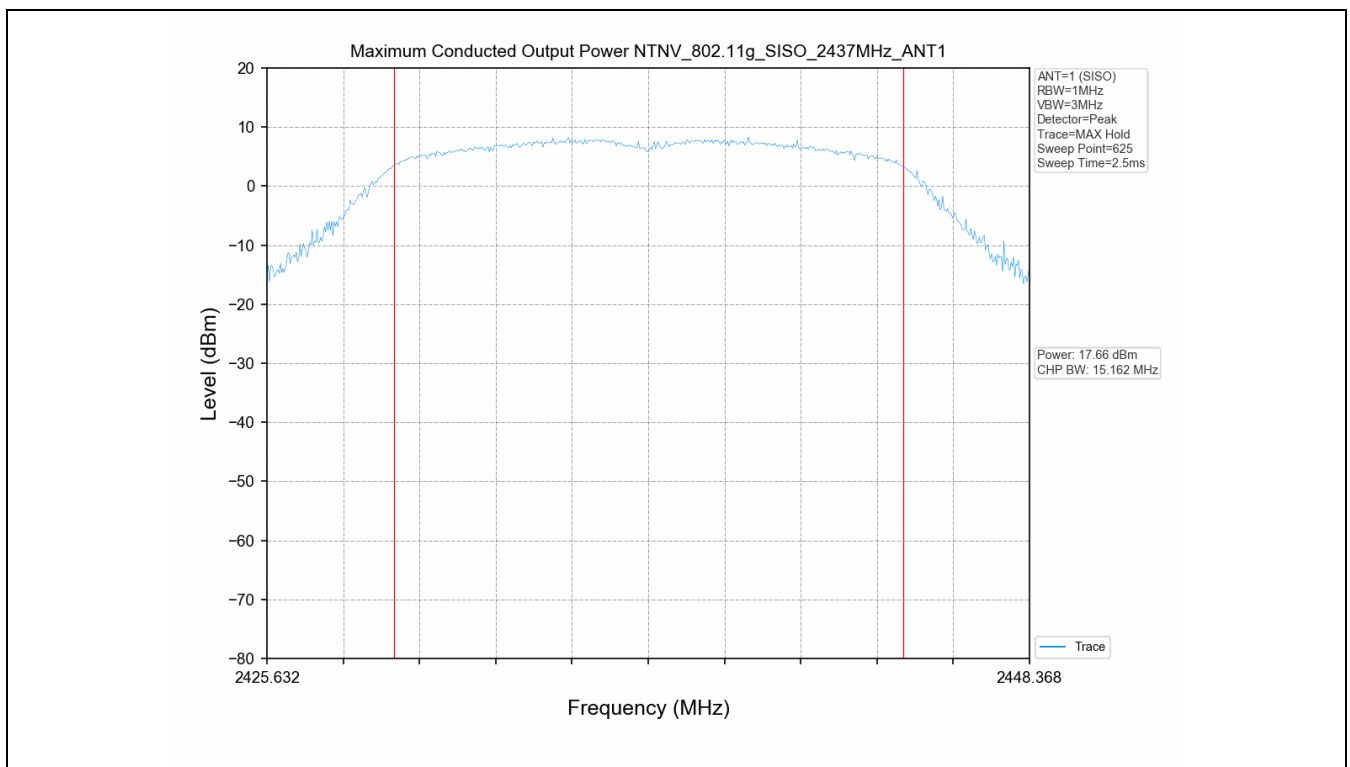
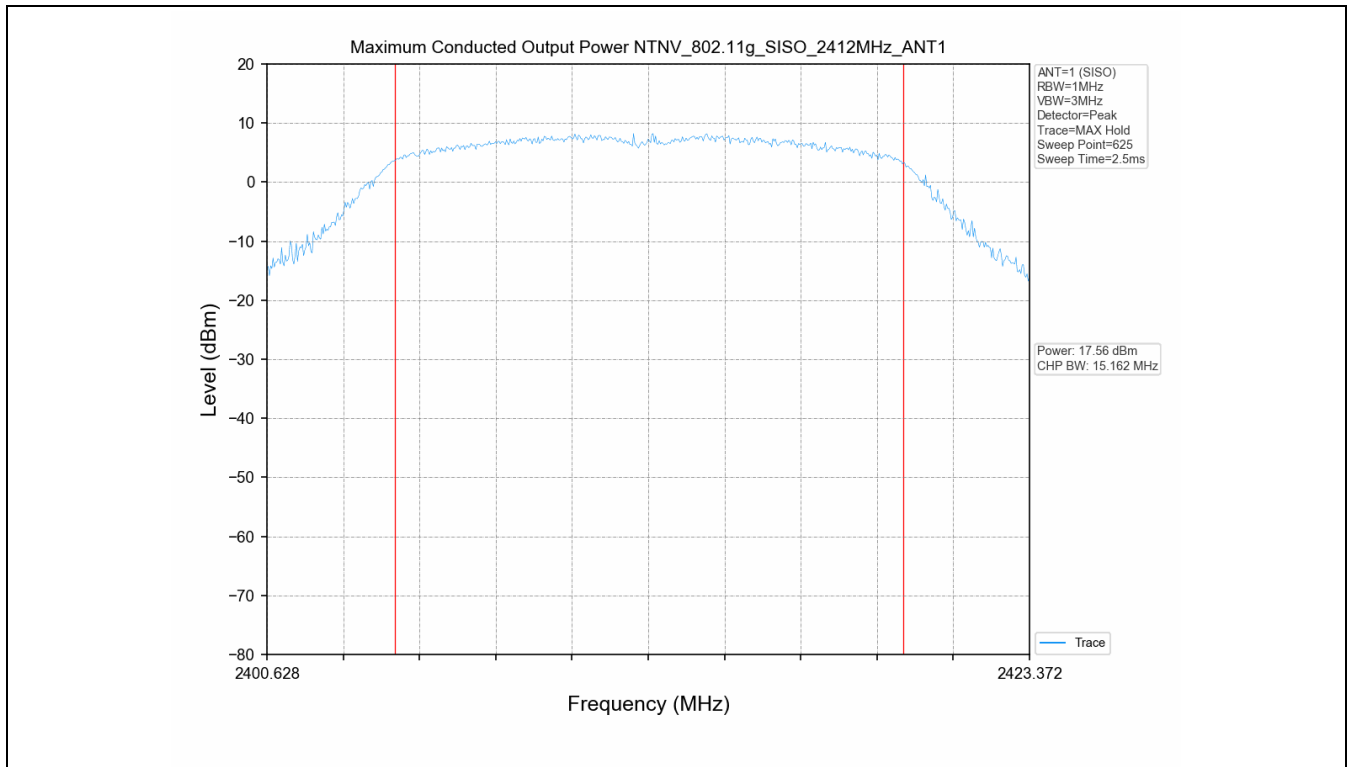
No.1 Workshop, M-10, Middle Section, Science & Technology Park, Shenzhen, China 518057 t (86-755) 26012053 f (86-755) 26710594 www.sgsgroup.com.cn
中国·深圳·科技园中区M-10栋一号厂房 邮编: 518057 t (86-755) 26012053 f (86-755) 26710594 sgs.china@sgs.com

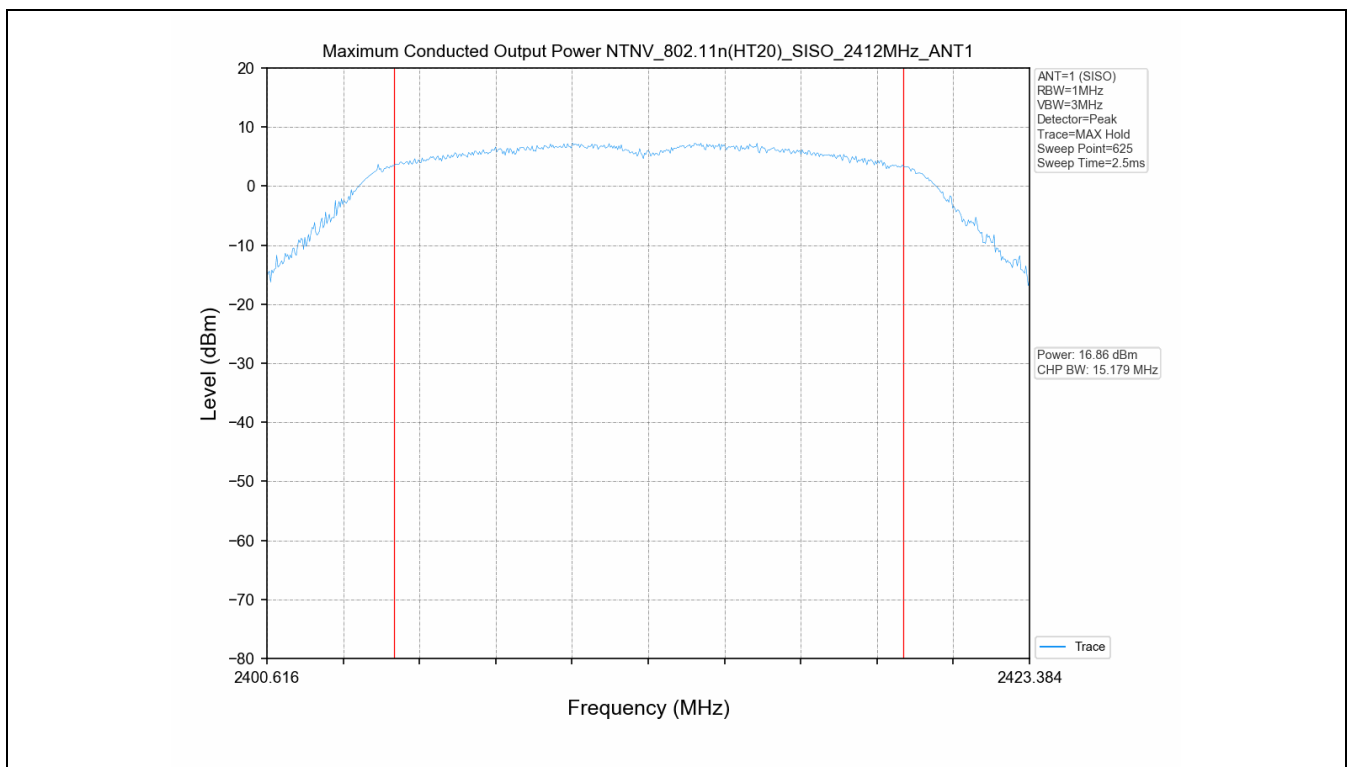
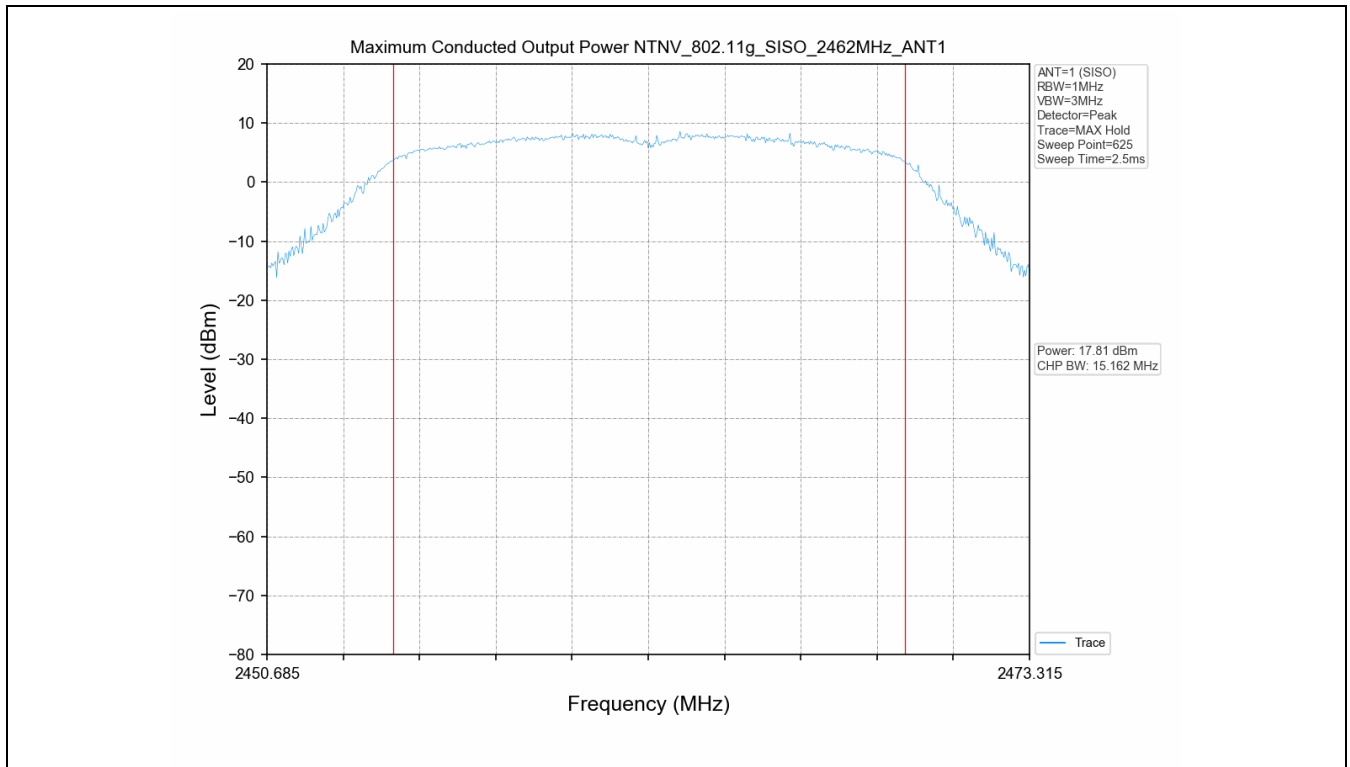


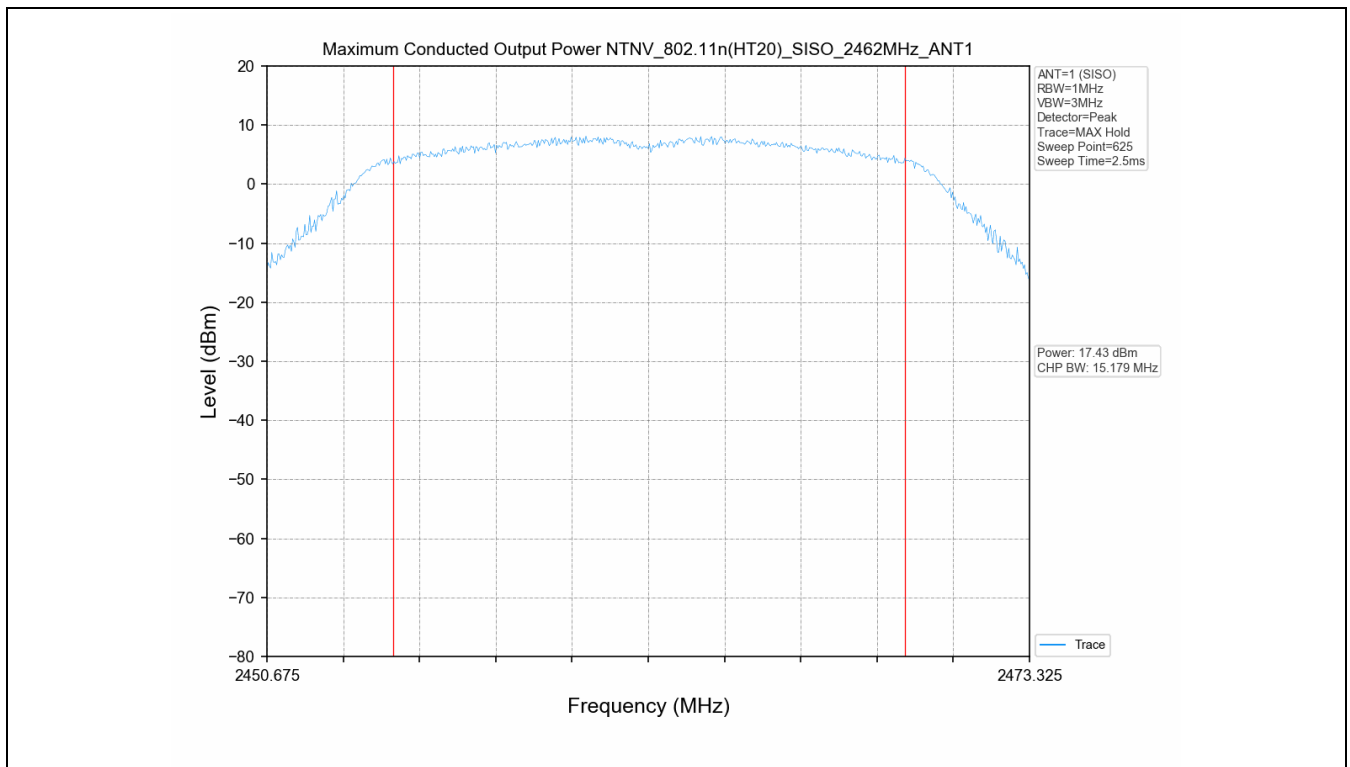
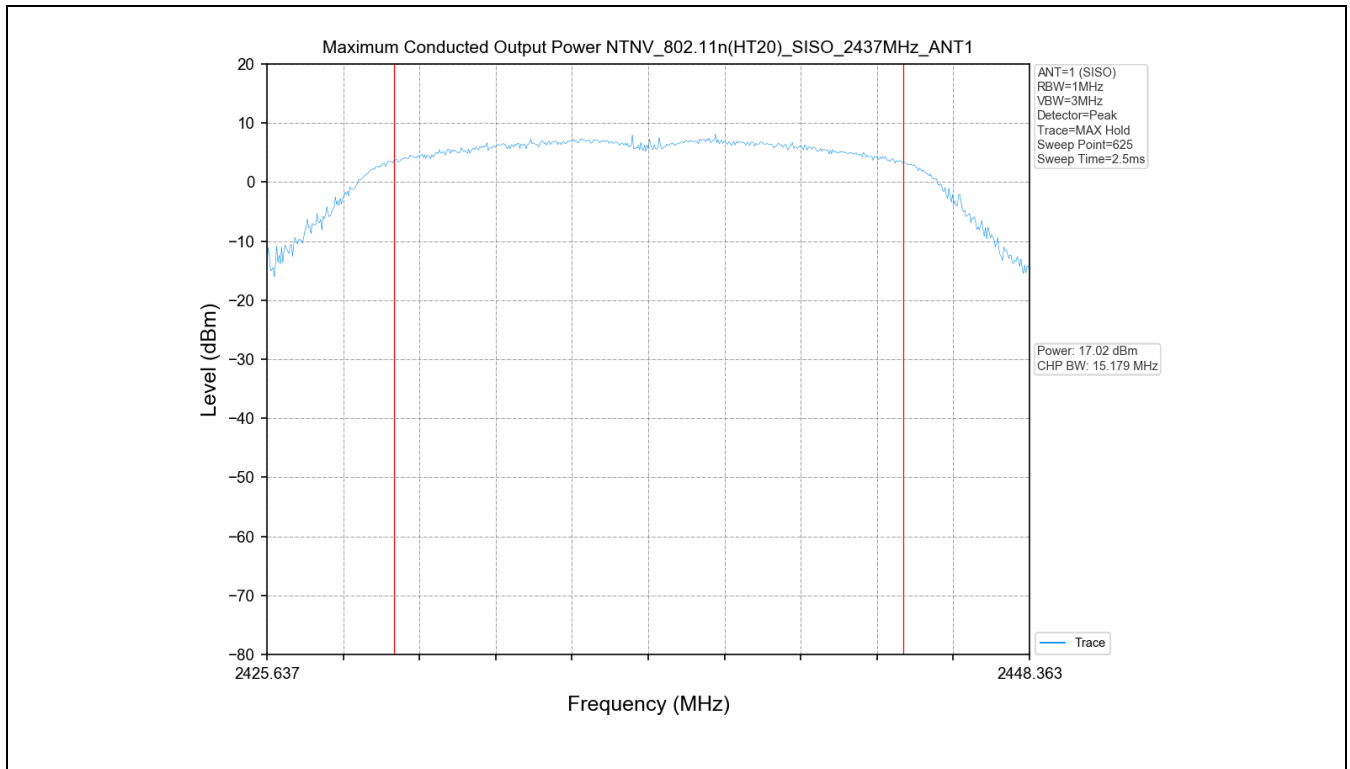
Unless otherwise agreed in writing, this document is issued by the Company subject to its General Conditions of Service printed overleaf, available on request or accessible at <http://www.sgs.com/en/Terms-and-Conditions.aspx> and, for electronic format documents, subject to Terms and Conditions for Electronic Documents at <http://www.sgs.com/en/Terms-and-Conditions/Terms-e-Documents.aspx>. Attention is drawn to the limitation of liability, indemnification and jurisdiction issues defined therein. Any holder of this document is advised that information contained hereon reflects the Company's findings at the time of its intervention only and within the limits of Client's instructions, if any. The Company's sole responsibility is to its Client and this document does not exonerate parties to a transaction from exercising all their rights and obligations under the transaction documents. This document cannot be reproduced except in full, without prior written approval of the Company. Any unauthorized alteration, forgery or falsification of the content or appearance of this document is unlawful and offenders may be prosecuted to the fullest extent of the law. Unless otherwise stated the results shown in this test report refer only to the sample(s) tested and such sample(s) are retained for 30 days only.

Attention: To check the authenticity of testing / inspection report & certificate, please contact us at telephone: (86-755) 8307 1443, or email: CN.Doccheck@sgs.com

No.1 Workshop, M-10, Middle Section, Science & Technology Park, Shenzhen, China 518057 t (86-755) 26012053 f (86-755) 26710594 www.sgsgroup.com.cn
中国·深圳·科技园中区M-10栋一号厂房 邮编: 518057 t (86-755) 26012053 f (86-755) 26710594 sgs.china@sgs.com







Unless otherwise agreed in writing, this document is issued by the Company subject to its General Conditions of Service printed overleaf, available on request or accessible at <http://www.sgs.com/en/Terms-and-Conditions.aspx> and, for electronic format documents, subject to Terms and Conditions for Electronic Documents at <http://www.sgs.com/en/Terms-and-Conditions/Terms-e-Documents.aspx>. Attention is drawn to the limitation of liability, indemnification and jurisdiction issues defined therein. Any holder of this document is advised that information contained hereon reflects the Company's findings at the time of its intervention only and within the limits of Client's instructions, if any. The Company's sole responsibility is to its Client and this document does not exonerate parties to a transaction from exercising all their rights and obligations under the transaction documents. This document cannot be reproduced except in full, without prior written approval of the Company. Any unauthorized alteration, forgery or falsification of the content or appearance of this document is unlawful and offenders may be prosecuted to the fullest extent of the law. Unless otherwise stated the results shown in this test report refer only to the sample(s) tested and such sample(s) are retained for 30 days only.

Attention: To check the authenticity of testing / inspection report & certificate, please contact us at telephone: (86-755) 8307 1443, or email: CN.Doccheck@sgs.com

No.1 Workshop, M-10, Middle Section, Science & Technology Park, Shenzhen, China 518057 t (86-755) 26012053 f (86-755) 26710594 www.sgs.com.cn
中国·深圳·科技园中区M-10栋一号厂房 邮编: 518057 t (86-755) 26012053 f (86-755) 26710594 sgs.china@sgs.com

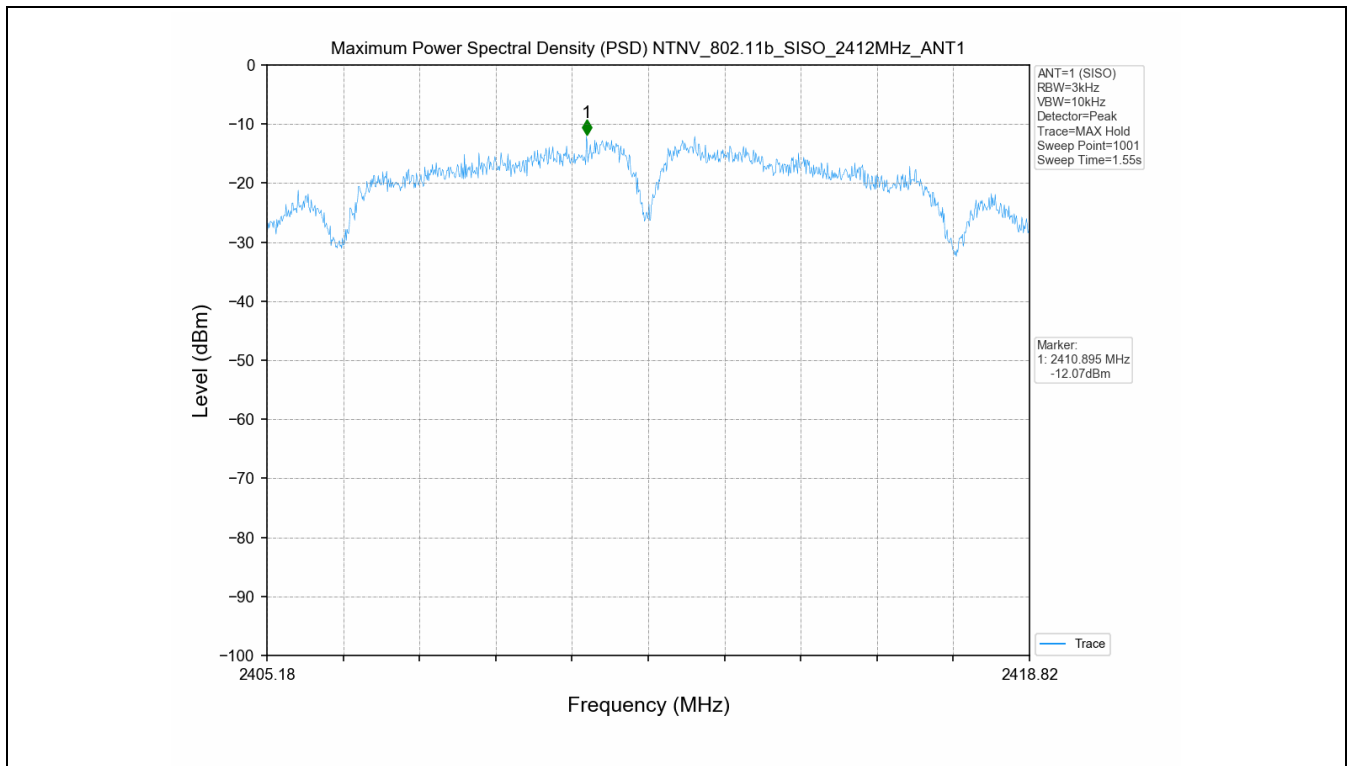


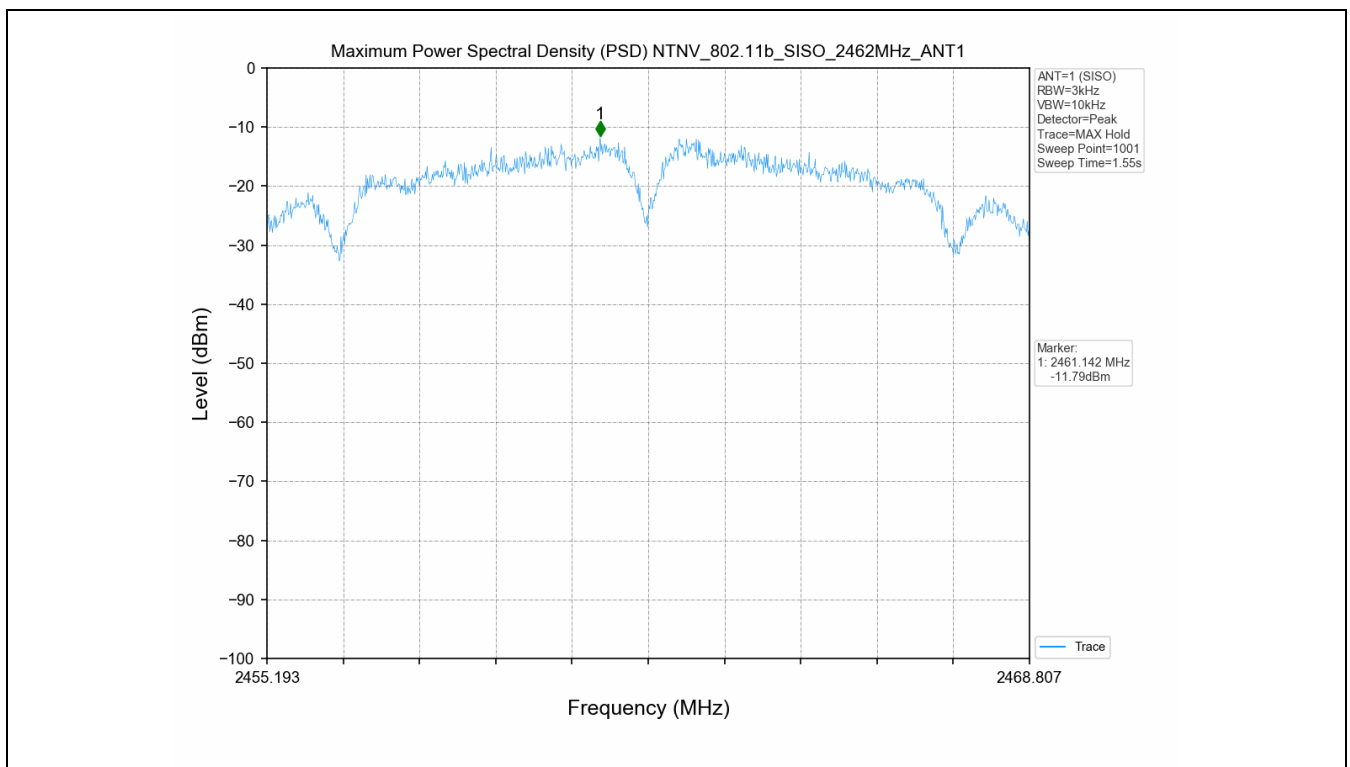
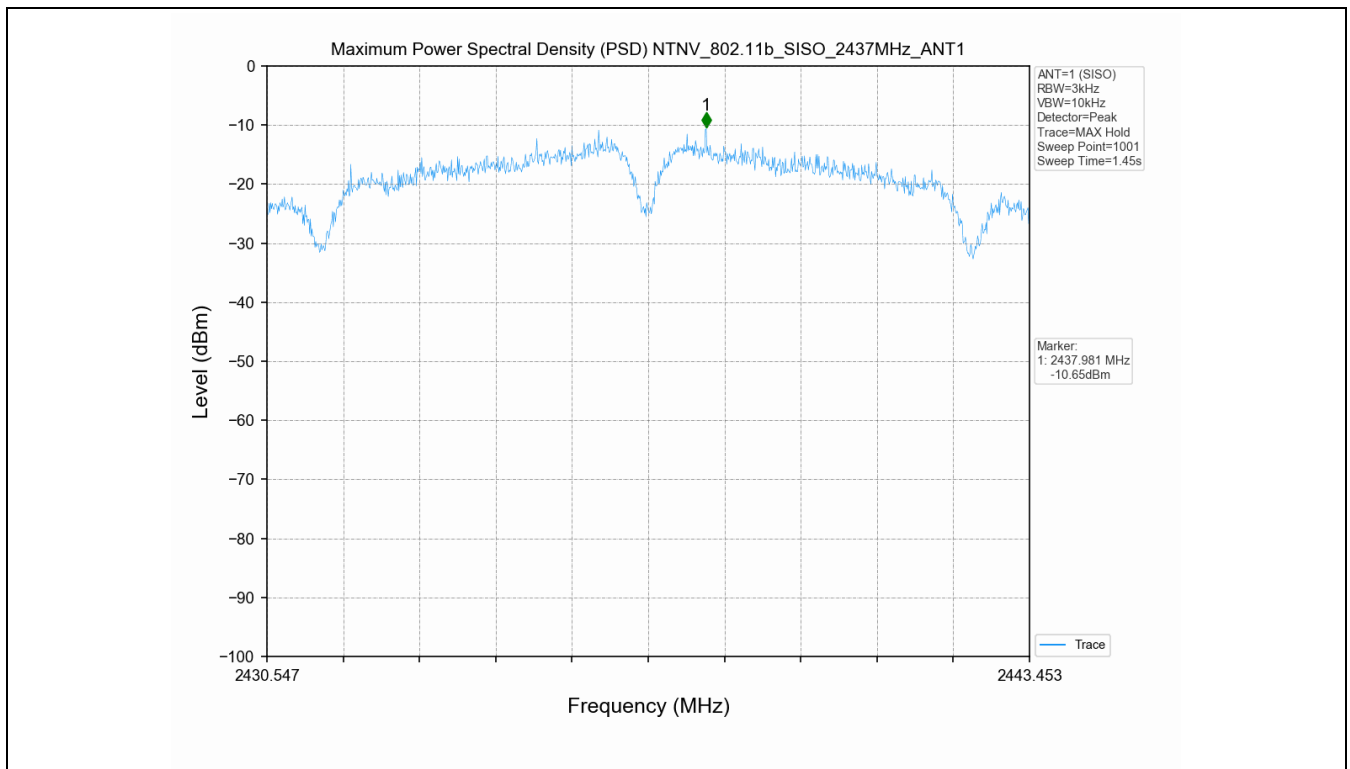
4. Maximum Power Spectral Density (PSD)

4.1 Test Result

| Test Mode | Frequency (MHz) | Tx Type | Maximum Power Spectral Density (dBm/3KHz) | Limits (dBm/3kHz) | Verdict |
|---------------|-----------------|---------|---|-------------------|---------|
| | | | Ant 1 | | |
| 802.11b | 2412 | SISO | -12.07 | ≤8 | PASS |
| | 2437 | SISO | -10.65 | ≤8 | PASS |
| | 2462 | SISO | -11.79 | ≤8 | PASS |
| 802.11g | 2412 | SISO | -15.86 | ≤8 | PASS |
| | 2437 | SISO | -15.12 | ≤8 | PASS |
| | 2462 | SISO | -14.91 | ≤8 | PASS |
| 802.11n(HT20) | 2412 | SISO | -14.90 | ≤8 | PASS |
| | 2437 | SISO | -15.81 | ≤8 | PASS |
| | 2462 | SISO | -13.95 | ≤8 | PASS |

4.2 Test Graph

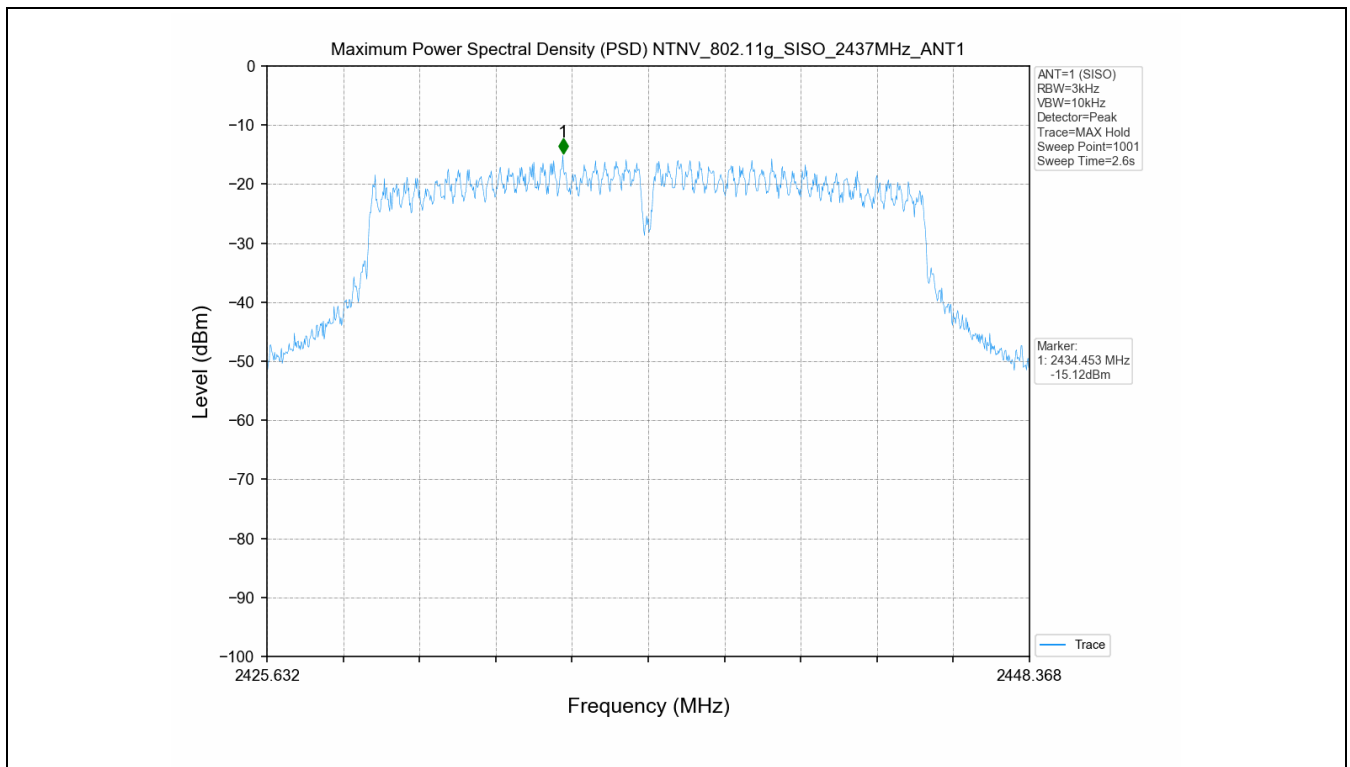
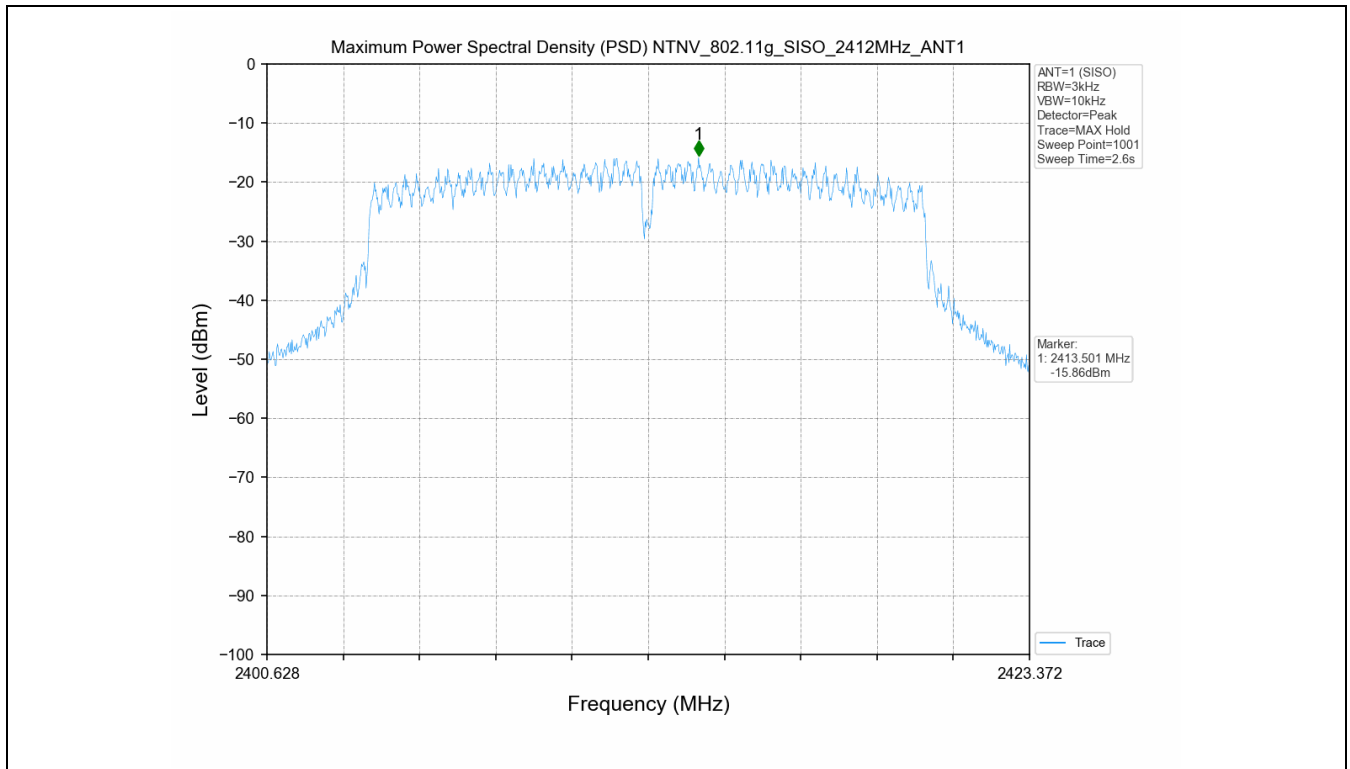




Unless otherwise agreed in writing, this document is issued by the Company subject to its General Conditions of Service printed overleaf, available on request or accessible at <http://www.sgs.com/en/Terms-and-Conditions.aspx> and, for electronic format documents, subject to Terms and Conditions for Electronic Documents at <http://www.sgs.com/en/Terms-and-Conditions/Terms-e-Documents.aspx>. Attention is drawn to the limitation of liability, indemnification and jurisdiction issues defined therein. Any holder of this document is advised that information contained hereon reflects the Company's findings at the time of its intervention only and within the limits of Client's instructions, if any. The Company's sole responsibility is to its Client and this document does not exonerate parties to a transaction from exercising all their rights and obligations under the transaction documents. This document cannot be reproduced except in full, without prior written approval of the Company. Any unauthorized alteration, forgery or falsification of the content or appearance of this document is unlawful and offenders may be prosecuted to the fullest extent of the law. Unless otherwise stated the results shown in this test report refer only to the sample(s) tested and such sample(s) are retained for 30 days only.

Attention: To check the authenticity of testing / inspection report & certificate, please contact us at telephone: (86-755) 8307 1443, or email: CN.Doccheck@sgs.com

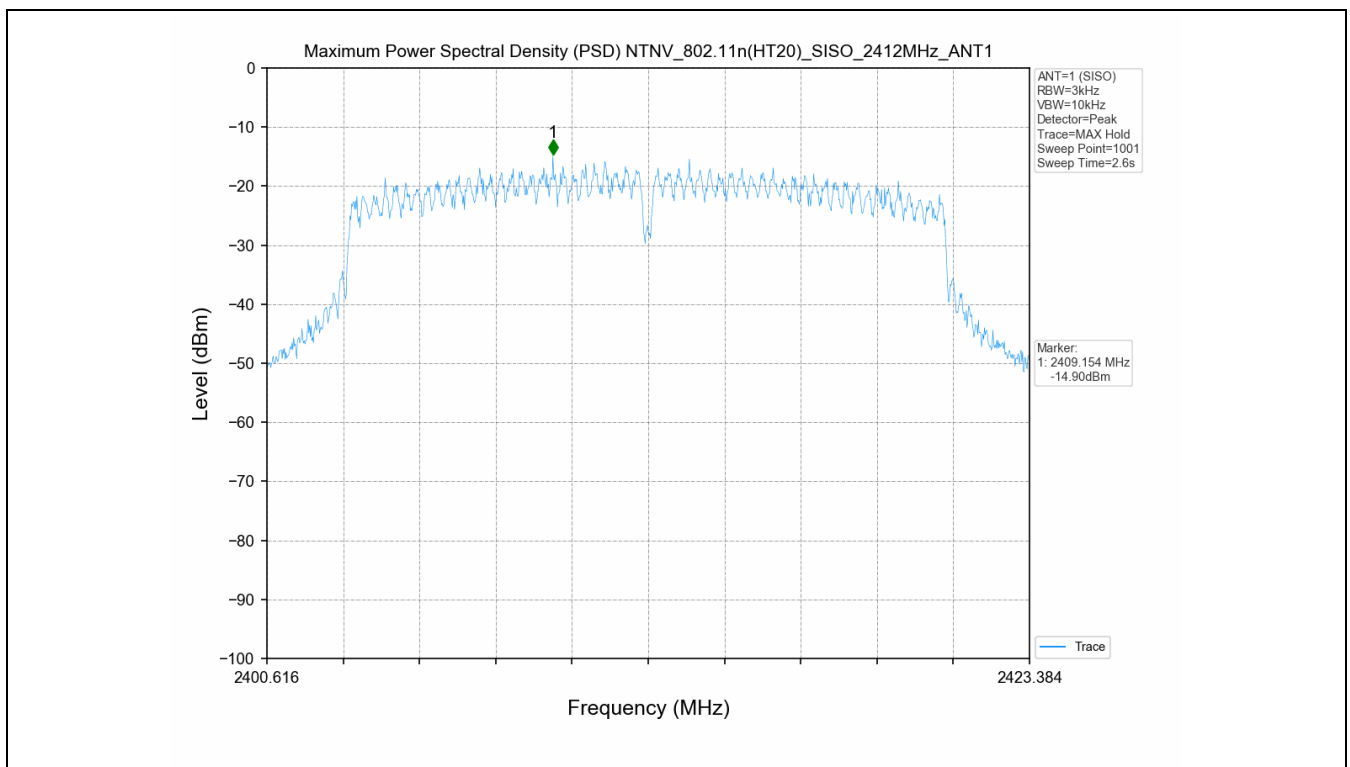
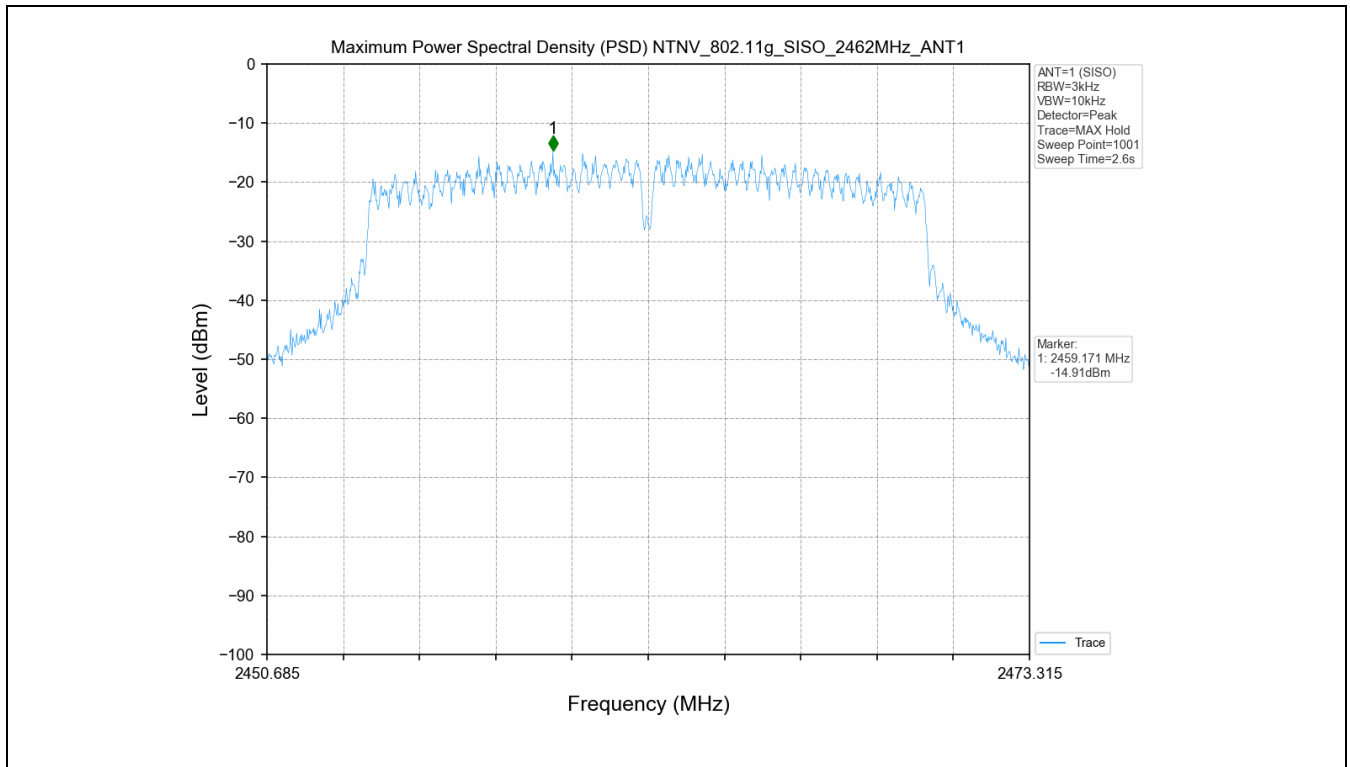
No.1 Workshop, M-10, Middle Section, Science and Technology Park, Shenzhen, China 518057 t (86-755) 26012053 f (86-755) 26710594 www.sgs.com.cn
中国·深圳·科技园中区M-10栋一号厂房 邮编: 518057 t (86-755) 26012053 f (86-755) 26710594 sgs.china@sgs.com



Unless otherwise agreed in writing, this document is issued by the Company subject to its General Conditions of Service printed overleaf, available on request or accessible at <http://www.sgs.com/en/Terms-and-Conditions.aspx> and, for electronic format documents, subject to Terms and Conditions for Electronic Documents at <http://www.sgs.com/en/Terms-and-Conditions/Terms-e-Documents.aspx>. Attention is drawn to the limitation of liability, indemnification and jurisdiction issues defined therein. Any holder of this document is advised that information contained hereon reflects the Company's findings at the time of its intervention only and within the limits of Client's instructions, if any. The Company's sole responsibility is to its Client and this document does not exonerate parties to a transaction from exercising all their rights and obligations under the transaction documents. This document cannot be reproduced except in full, without prior written approval of the Company. Any unauthorized alteration, forgery or falsification of the content or appearance of this document is unlawful and offenders may be prosecuted to the fullest extent of the law. Unless otherwise stated the results shown in this test report refer only to the sample(s) tested and such sample(s) are retained for 30 days only.

Attention: To check the authenticity of testing / inspection report & certificate, please contact us at telephone: (86-755) 8307 1443, or email: CN.Doccheck@sgs.com

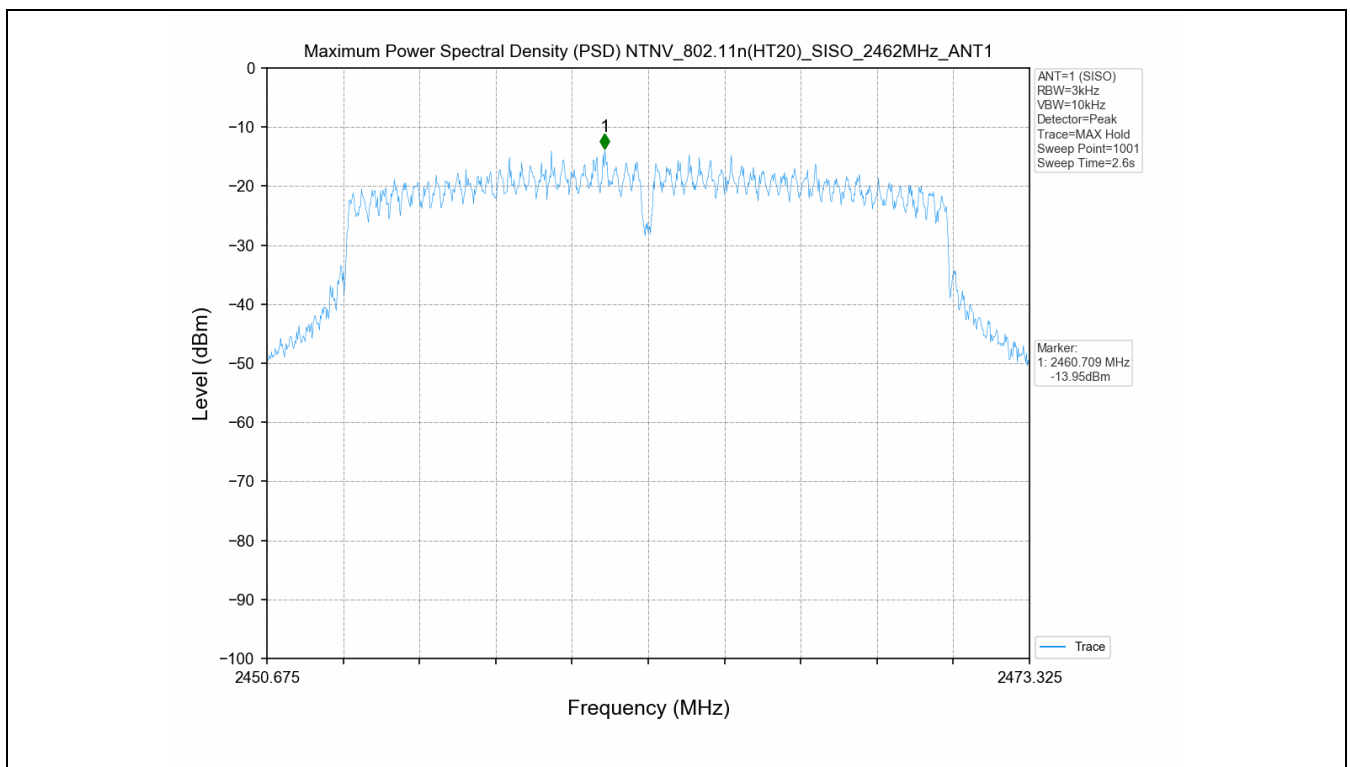
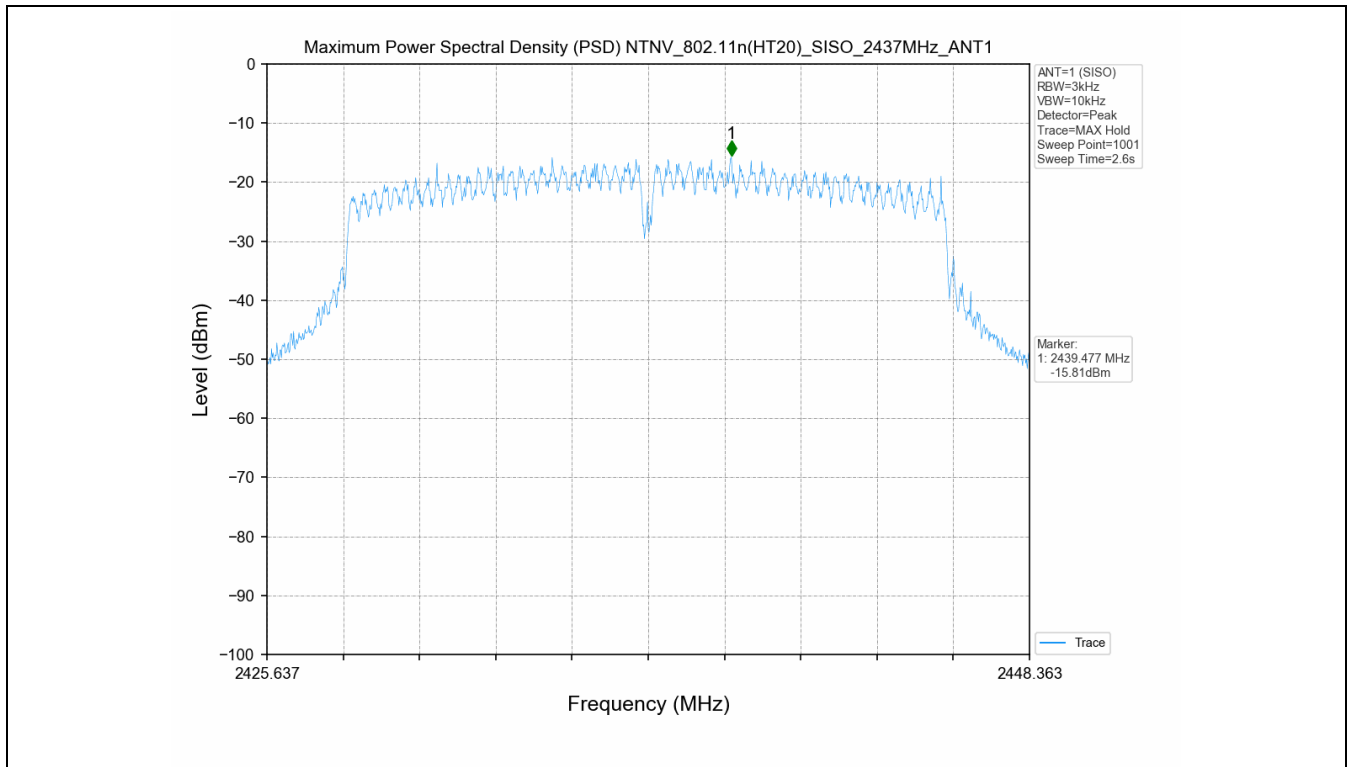
No.1 Workshop, M-10, Middle Section, Science & Technology Park, Shenzhen, China 518057 t (86-755) 26012053 f (86-755) 26710594 www.sgsgroup.com.cn
中国·深圳·科技园中区M-10栋一号厂房 邮编: 518057 t (86-755) 26012053 f (86-755) 26710594 sgs.china@sgs.com



Unless otherwise agreed in writing, this document is issued by the Company subject to its General Conditions of Service printed overleaf, available on request or accessible at <http://www.sgs.com/en/Terms-and-Conditions.aspx> and, for electronic format documents, subject to Terms and Conditions for Electronic Documents at <http://www.sgs.com/en/Terms-and-Conditions/Terms-e-Documents.aspx>. Attention is drawn to the limitation of liability, indemnification and jurisdiction issues defined therein. Any holder of this document is advised that information contained hereon reflects the Company's findings at the time of its intervention only and within the limits of Client's instructions, if any. The Company's sole responsibility is to its Client and this document does not exonerate parties to a transaction from exercising all their rights and obligations under the transaction documents. This document cannot be reproduced except in full, without prior written approval of the Company. Any unauthorized alteration, forgery or falsification of the content or appearance of this document is unlawful and offenders may be prosecuted to the fullest extent of the law. Unless otherwise stated the results shown in this test report refer only to the sample(s) tested and such sample(s) are retained for 30 days only.

Attention: To check the authenticity of testing / inspection report & certificate, please contact us at telephone: (86-755) 8307 1443, or email: CN.Doccheck@sgs.com

No.1 Workshop, M-10, Middle Section, Science & Technology Park, Shenzhen, China 518057 t (86-755) 26012053 f (86-755) 26710594 www.sgsgroup.com.cn
中国·深圳·科技园中区M-10栋一号厂房 邮编: 518057 t (86-755) 26012053 f (86-755) 26710594 sgs.china@sgs.com



Unless otherwise agreed in writing, this document is issued by the Company subject to its General Conditions of Service printed overleaf, available on request or accessible at <http://www.sgs.com/en/Terms-and-Conditions.aspx> and, for electronic format documents, subject to Terms and Conditions for Electronic Documents at <http://www.sgs.com/en/Terms-and-Conditions/Terms-e-Documents.aspx>. Attention is drawn to the limitation of liability, indemnification and jurisdiction issues defined therein. Any holder of this document is advised that information contained hereon reflects the Company's findings at the time of its intervention only and within the limits of Client's instructions, if any. The Company's sole responsibility is to its Client and this document does not exonerate parties to a transaction from exercising all their rights and obligations under the transaction documents. This document cannot be reproduced except in full, without prior written approval of the Company. Any unauthorized alteration, forgery or falsification of the content or appearance of this document is unlawful and offenders may be prosecuted to the fullest extent of the law. Unless otherwise stated the results shown in this test report refer only to the sample(s) tested and such sample(s) are retained for 30 days only.

Attention: To check the authenticity of testing / inspection report & certificate, please contact us at telephone: (86-755) 8307 1443, or email: CN.Doccheck@sgs.com

No.1 Workshop, M-10, Middle Section, Science & Technology Park, Shenzhen, China 518057 t (86-755) 26012053 f (86-755) 26710594 www.sgsgroup.com.cn
中国·深圳·科技园中区M-10栋一号厂房 邮编: 518057 t (86-755) 26012053 f (86-755) 26710594 sgs.china@sgs.com

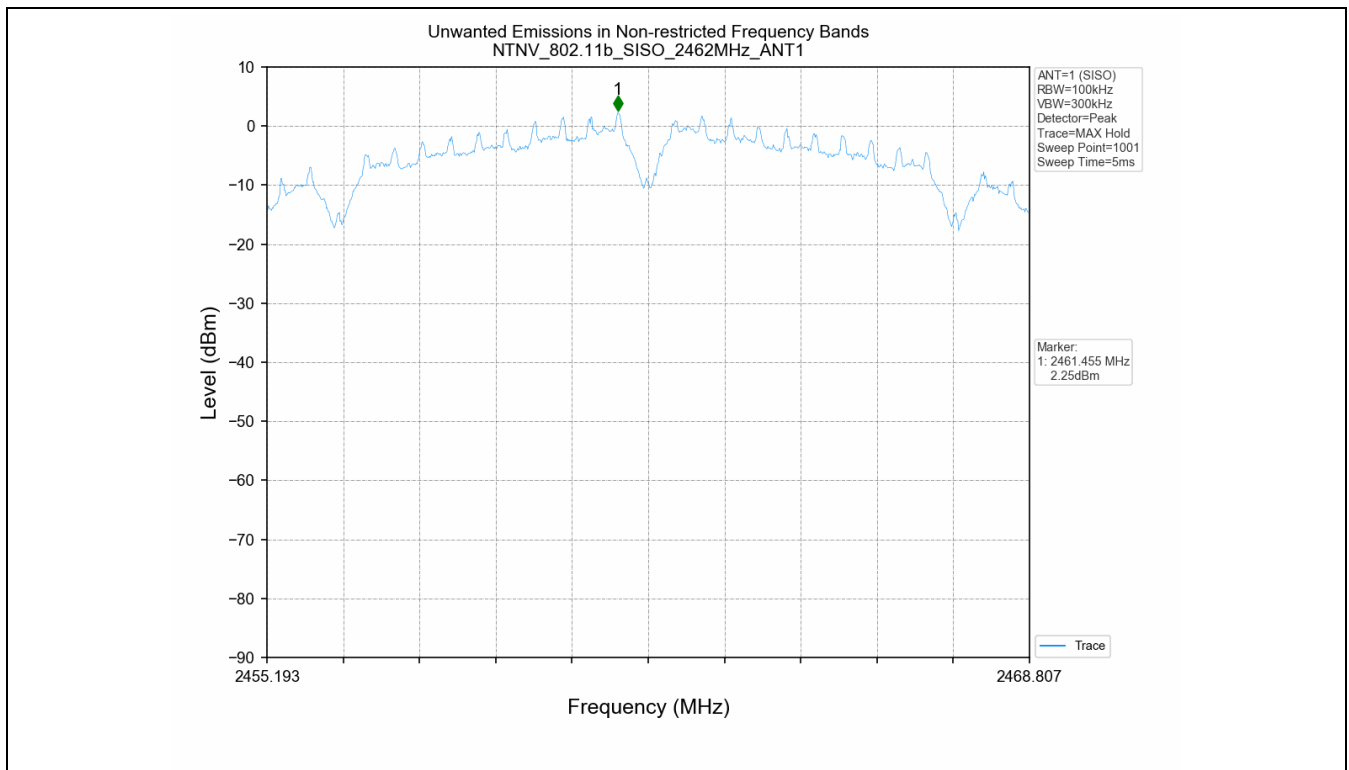


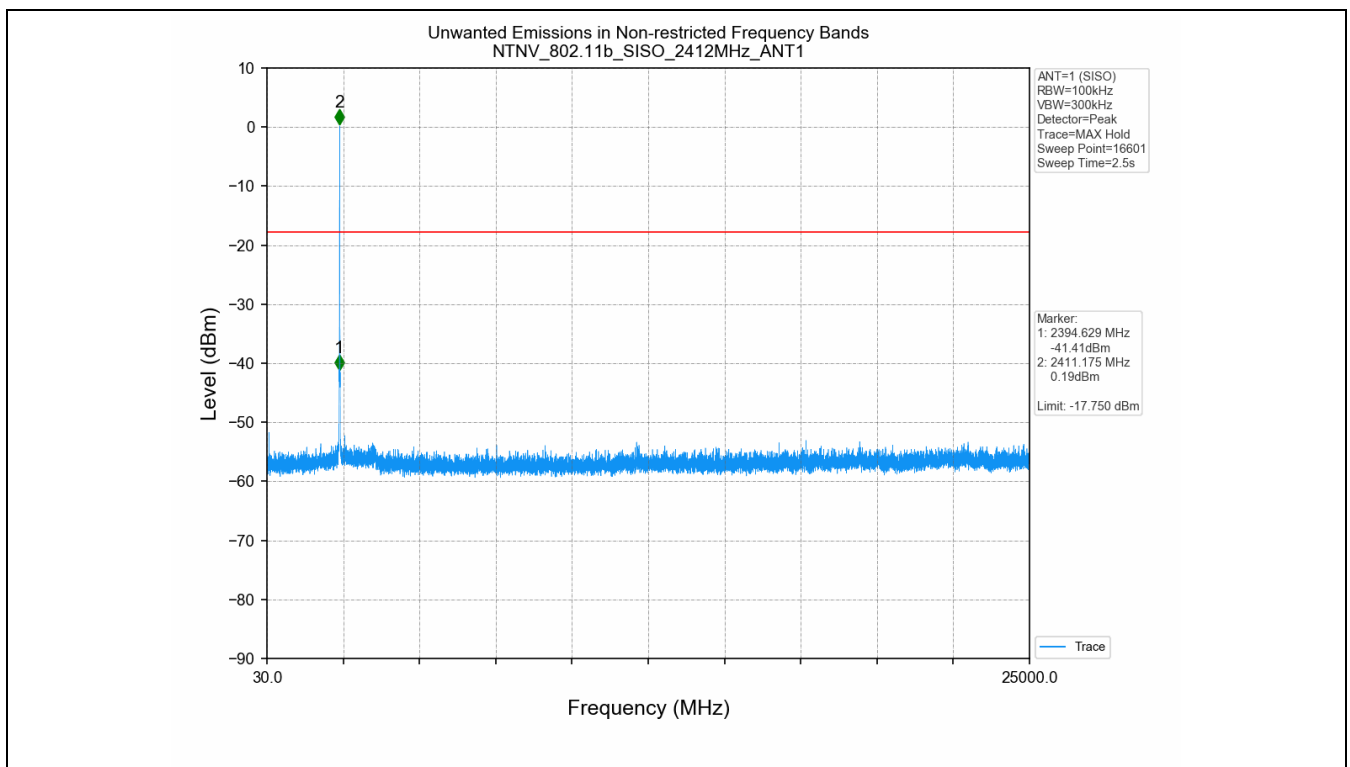
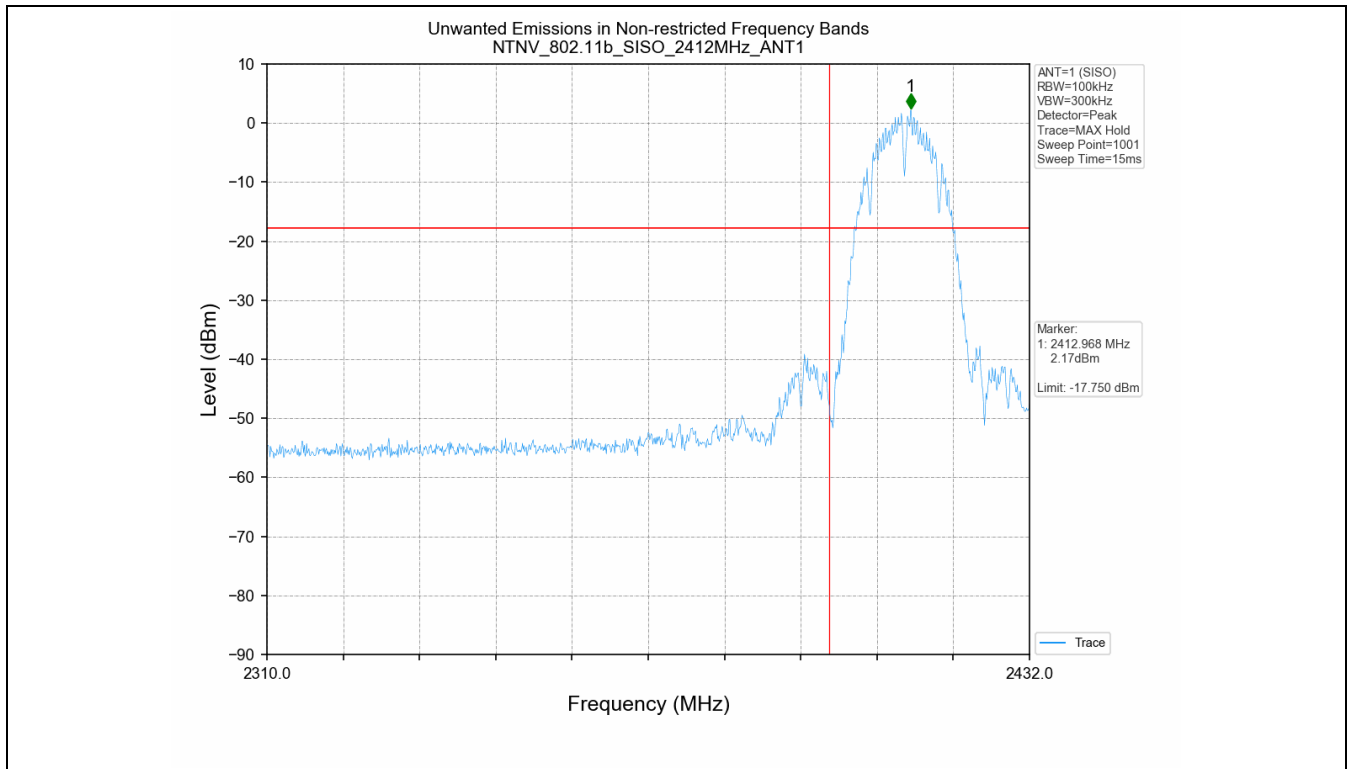
5. Unwanted Emissions in Non-restricted Frequency Bands

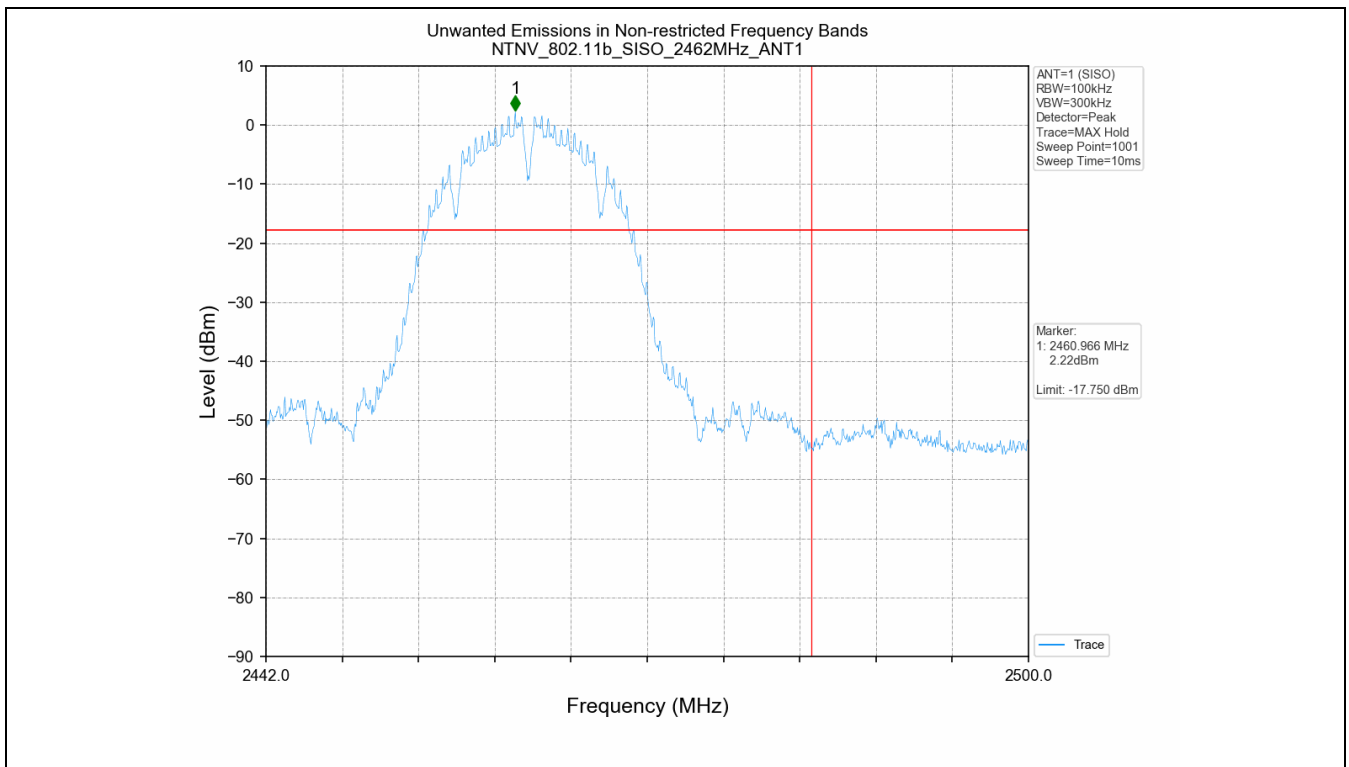
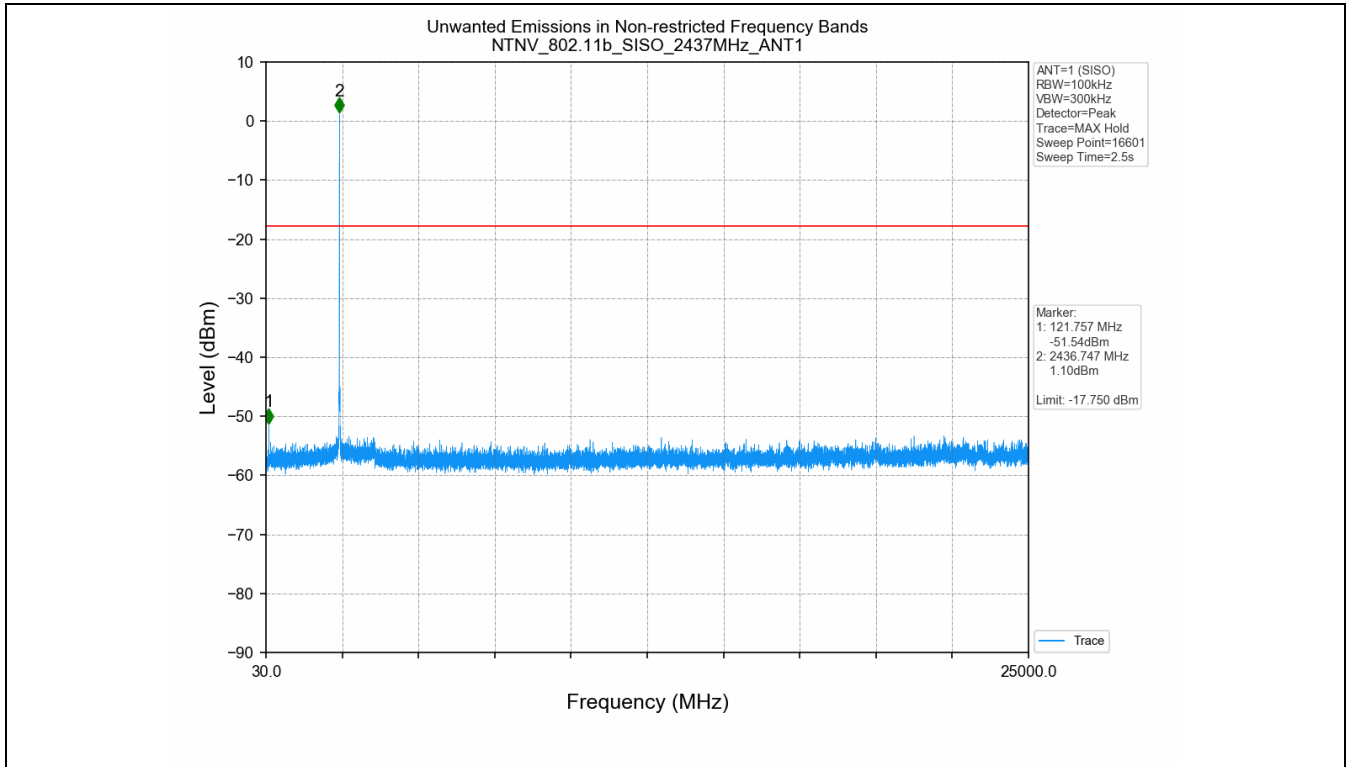
5.1 Test Result

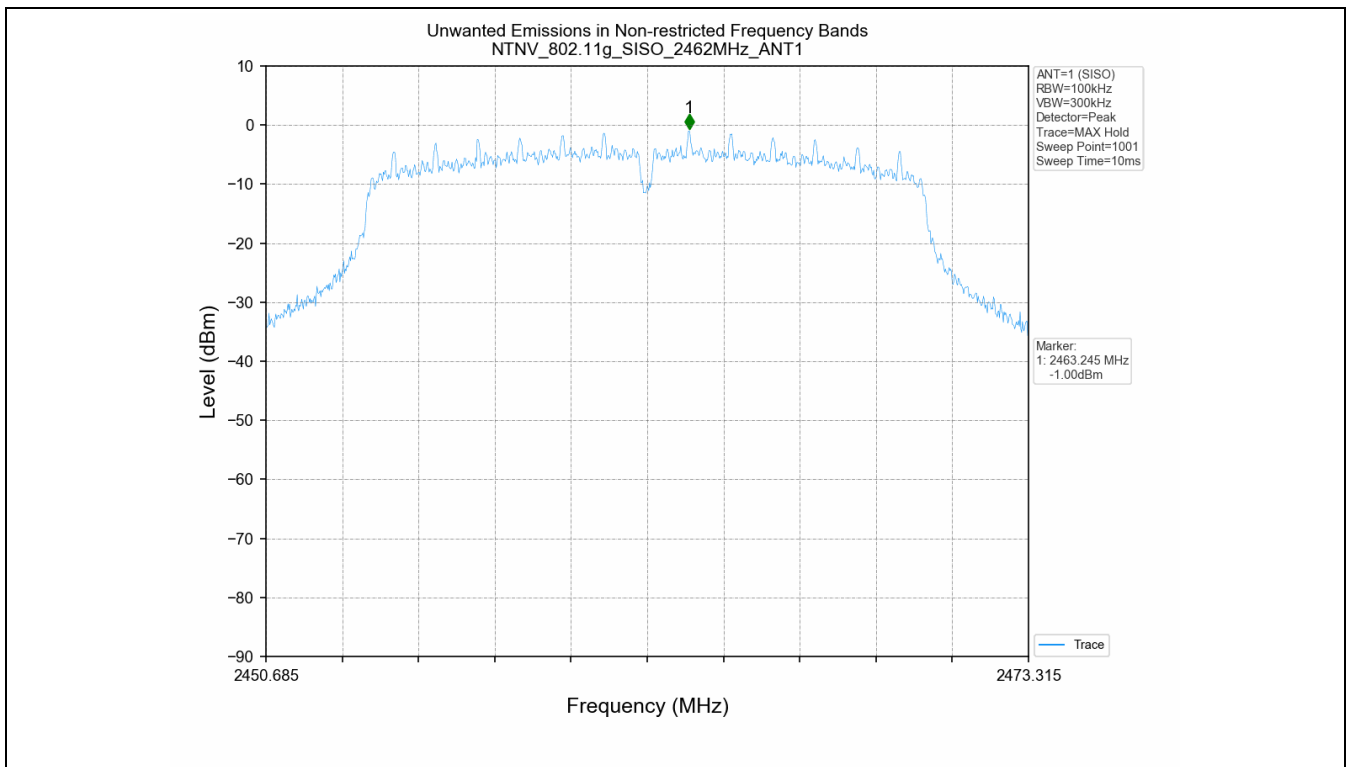
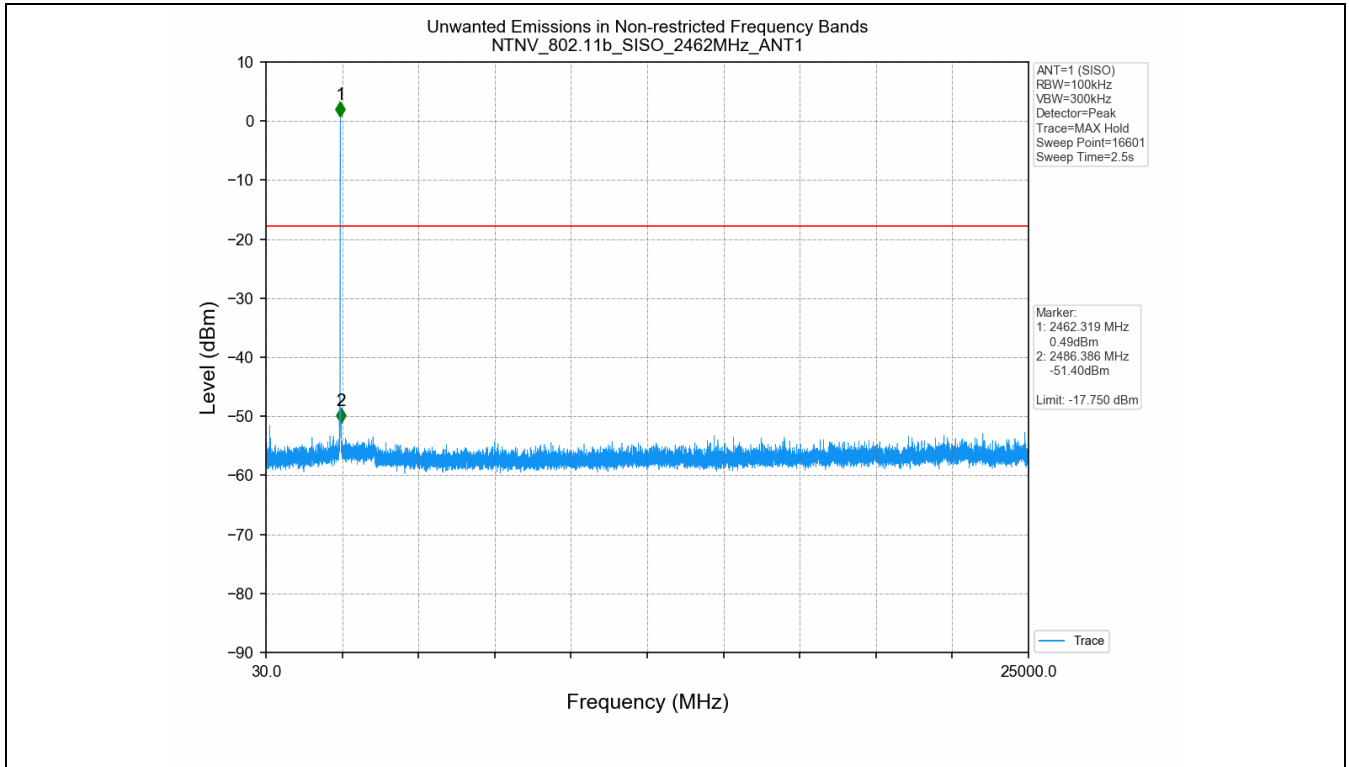
| Test Mode | Frequency (MHz) | TX Type | ANT No. | Spurious Conducted Emission (dBm) | Limits (dBm) | Verdict |
|---------------|-----------------|---------|---------|-----------------------------------|--------------|---------|
| 802.11b | 2412 | SISO | 1 | Refer to test graph | -17.75 | PASS |
| | 2437 | SISO | 1 | Refer to test graph | -17.75 | PASS |
| | 2462 | SISO | 1 | Refer to test graph | -17.75 | PASS |
| 802.11g | 2412 | SISO | 1 | Refer to test graph | -21.00 | PASS |
| | 2437 | SISO | 1 | Refer to test graph | -21.00 | PASS |
| | 2462 | SISO | 1 | Refer to test graph | -21.00 | PASS |
| 802.11n(HT20) | 2412 | SISO | 1 | Refer to test graph | -20.58 | PASS |
| | 2437 | SISO | 1 | Refer to test graph | -20.58 | PASS |
| | 2462 | SISO | 1 | Refer to test graph | -20.58 | PASS |

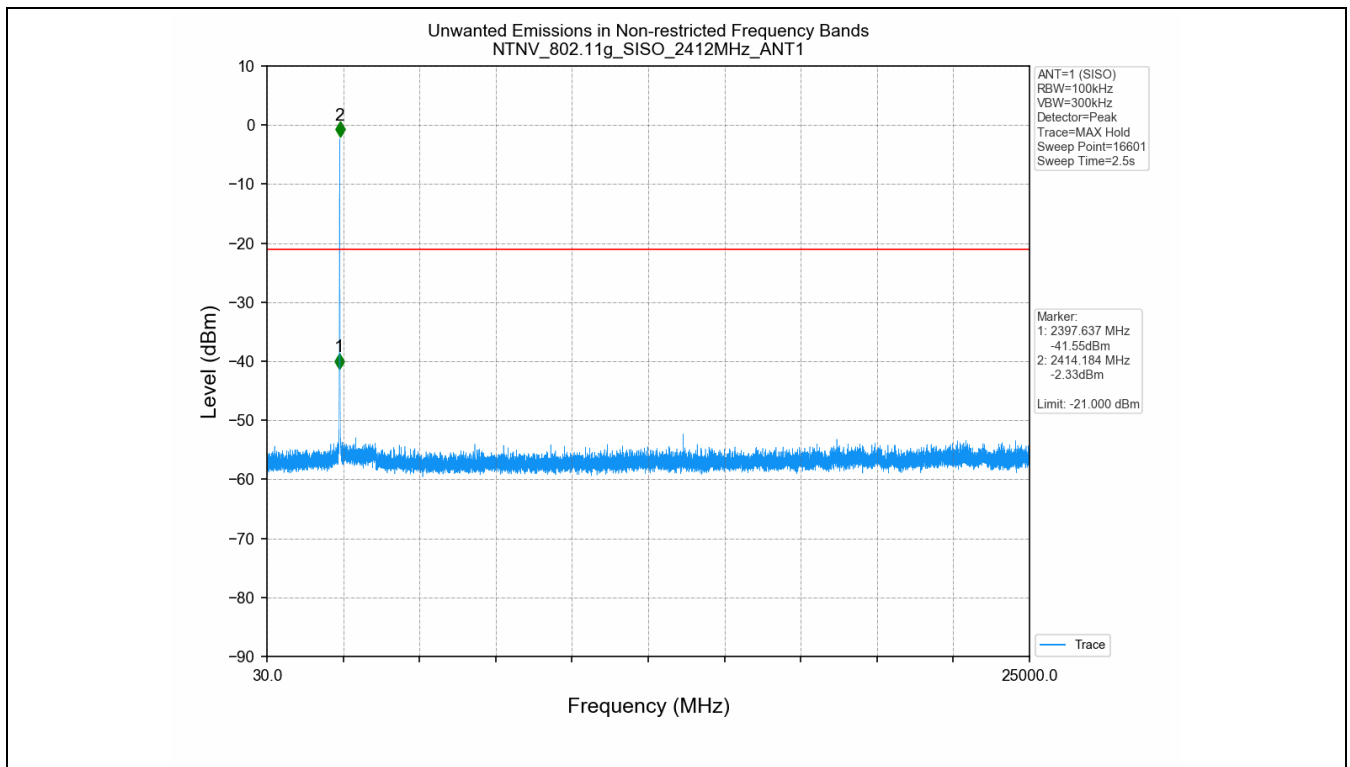
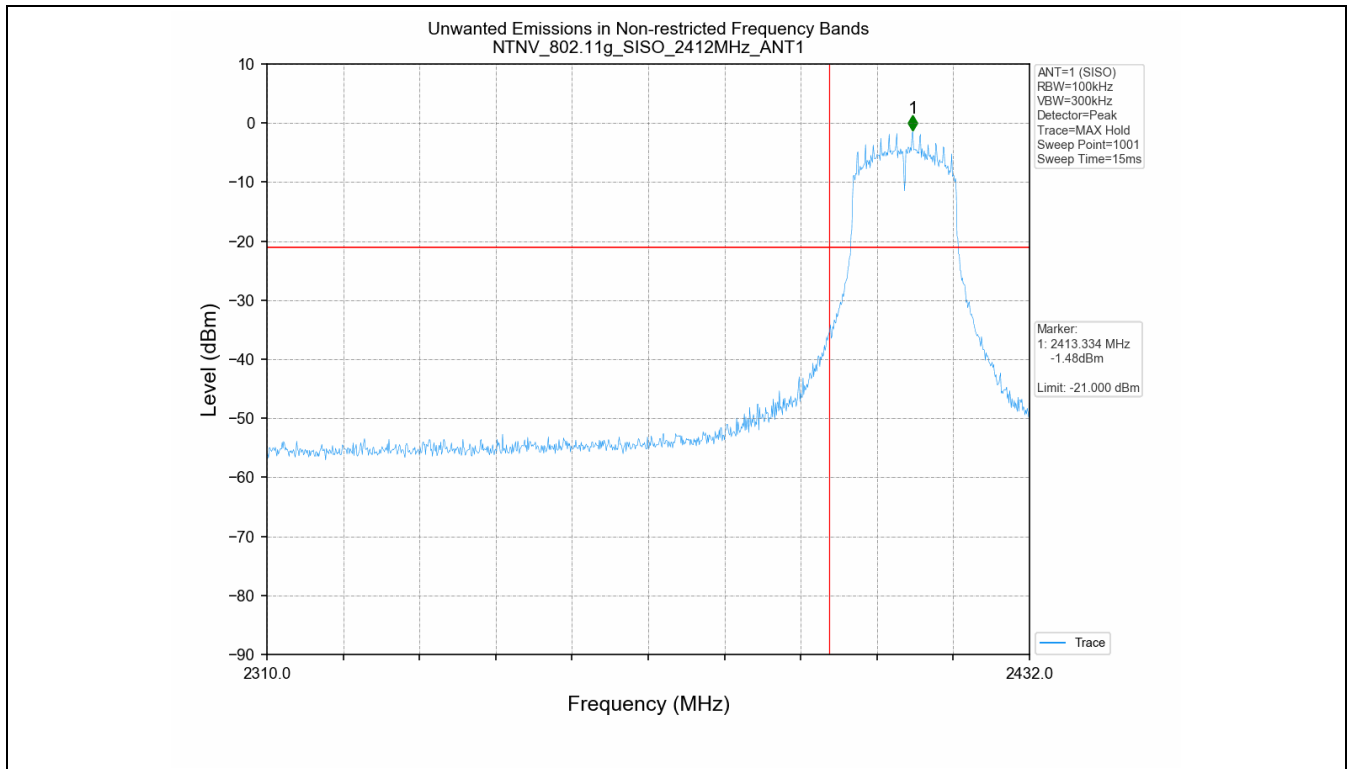
5.2 Test Graph

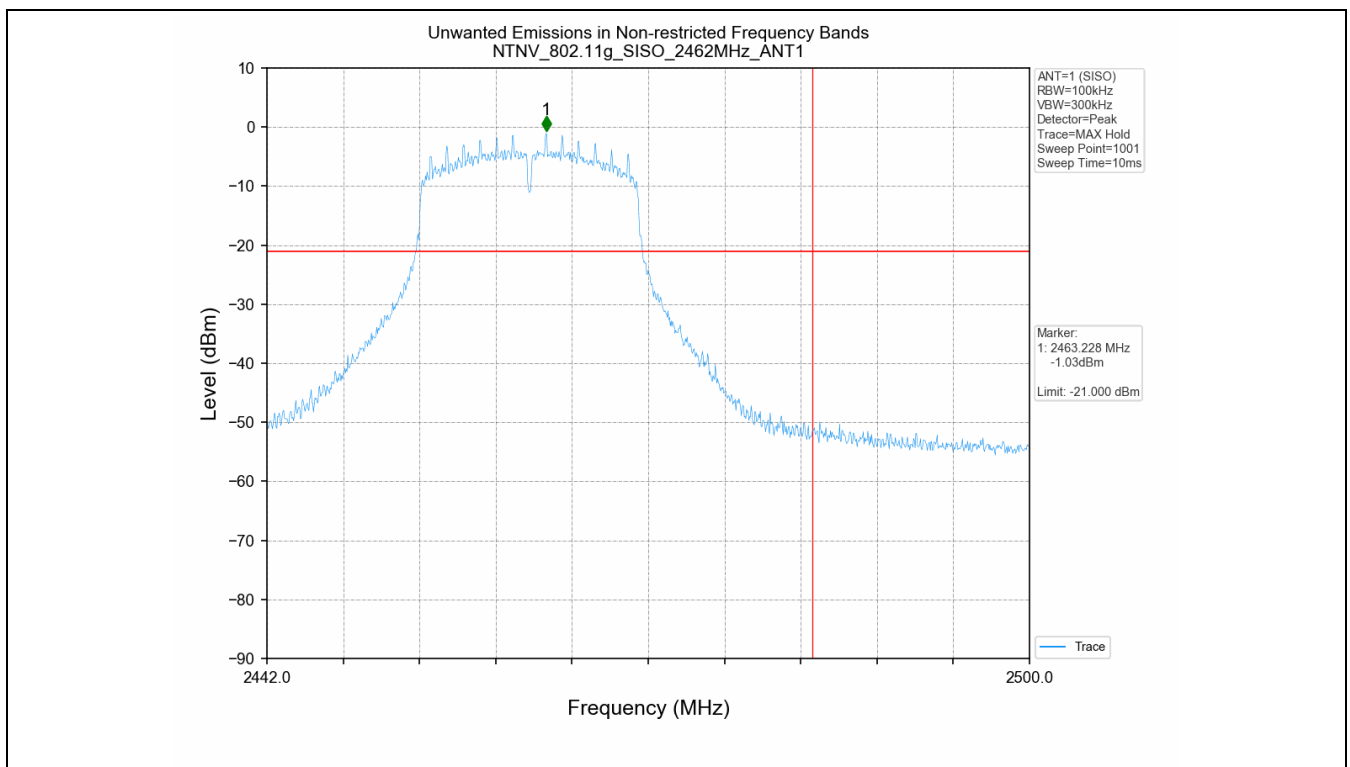
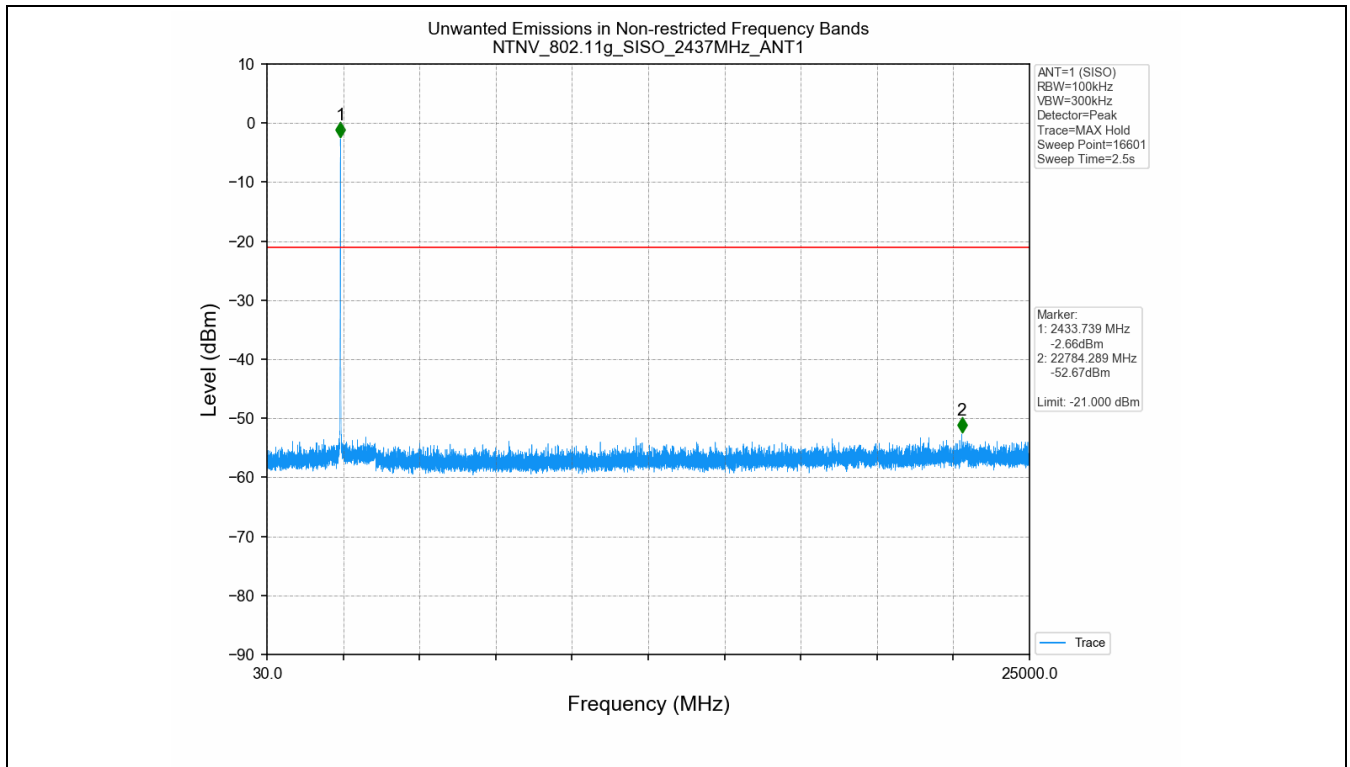








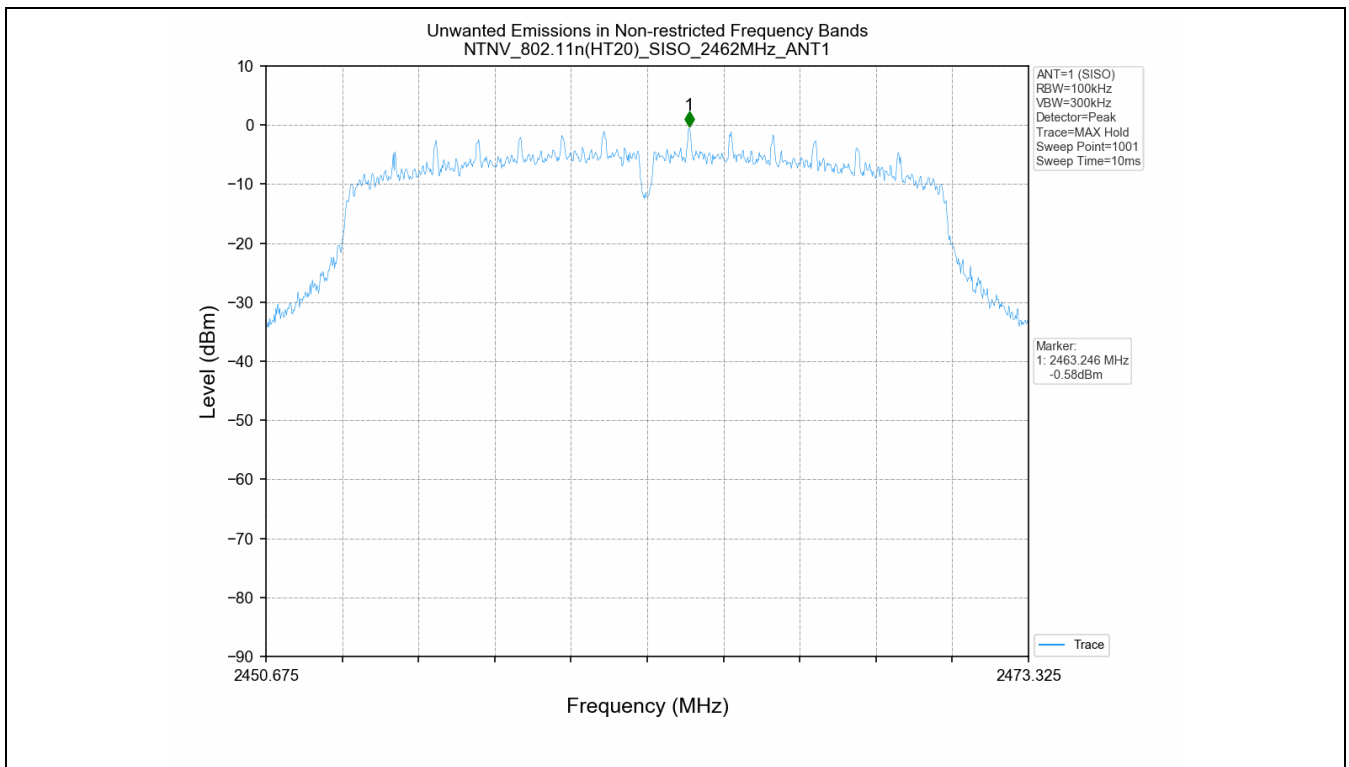
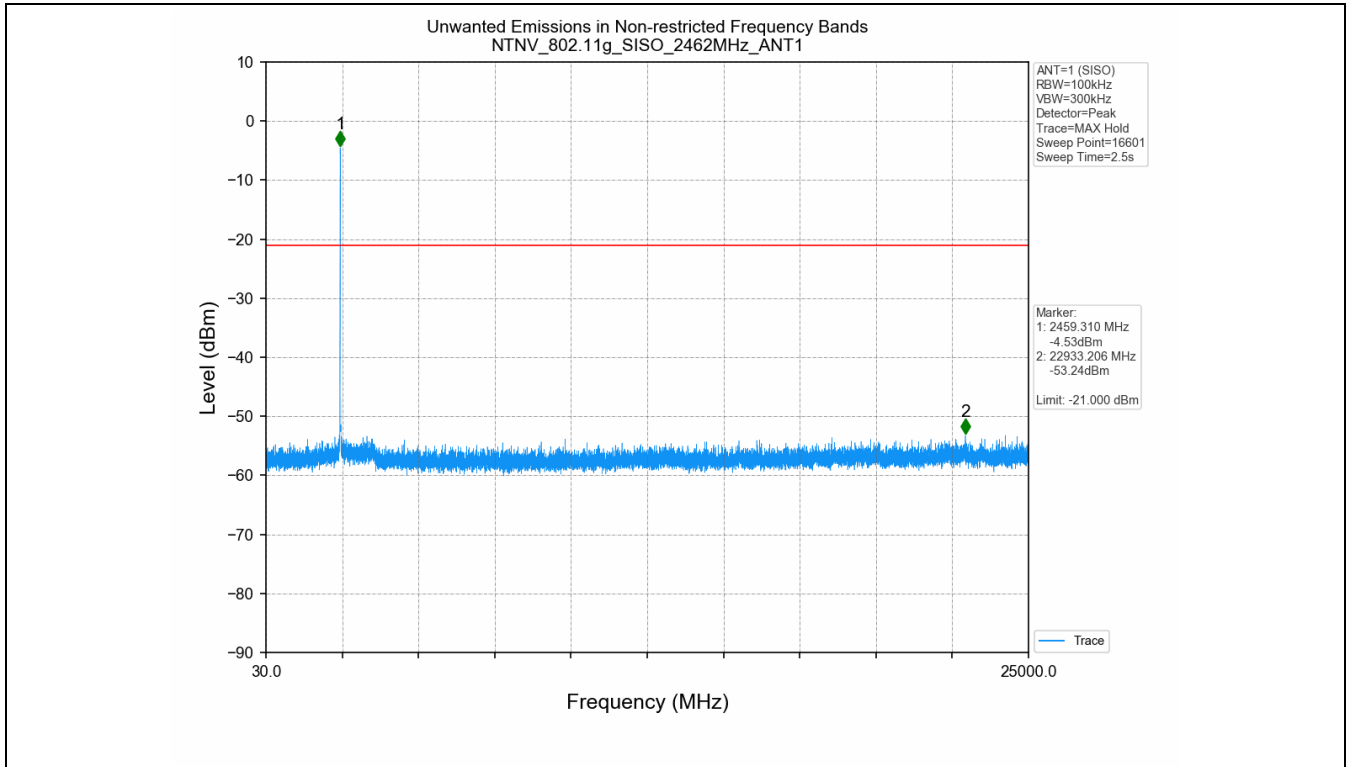


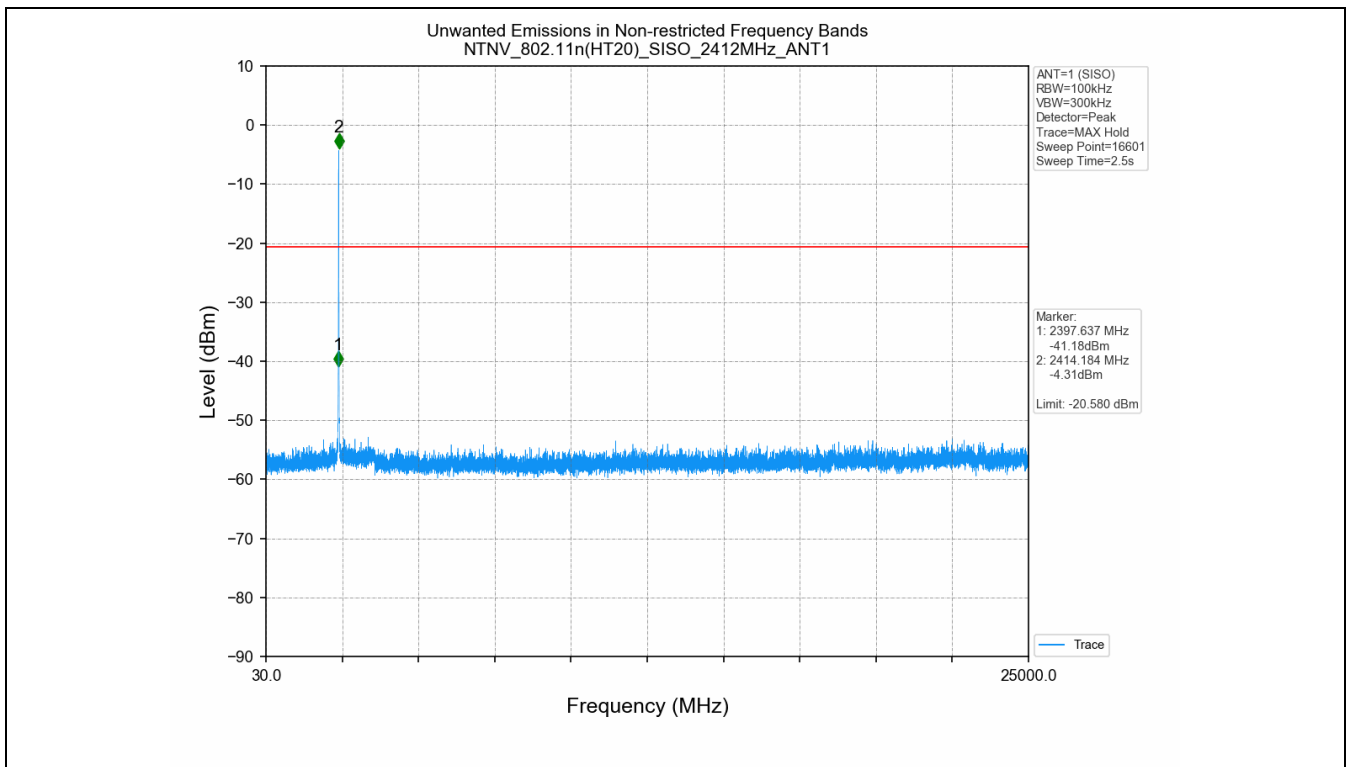
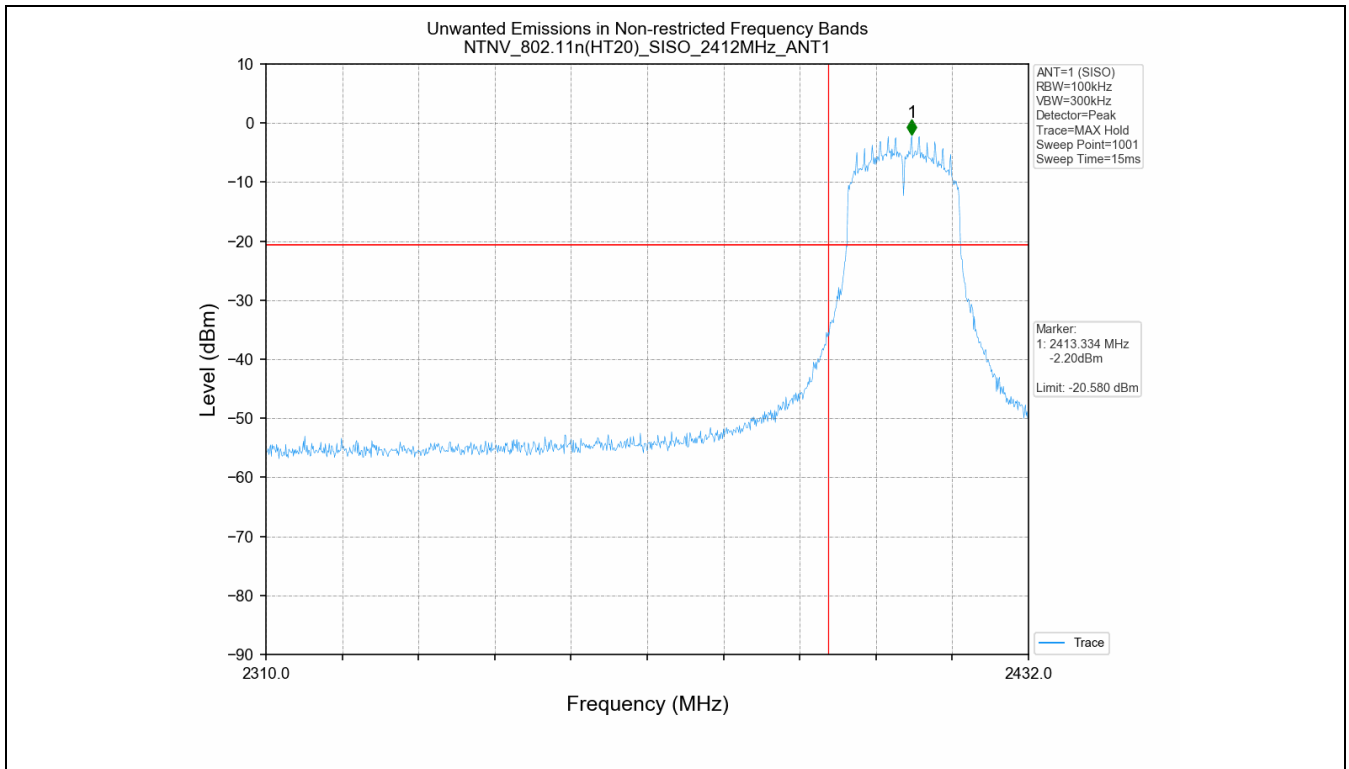


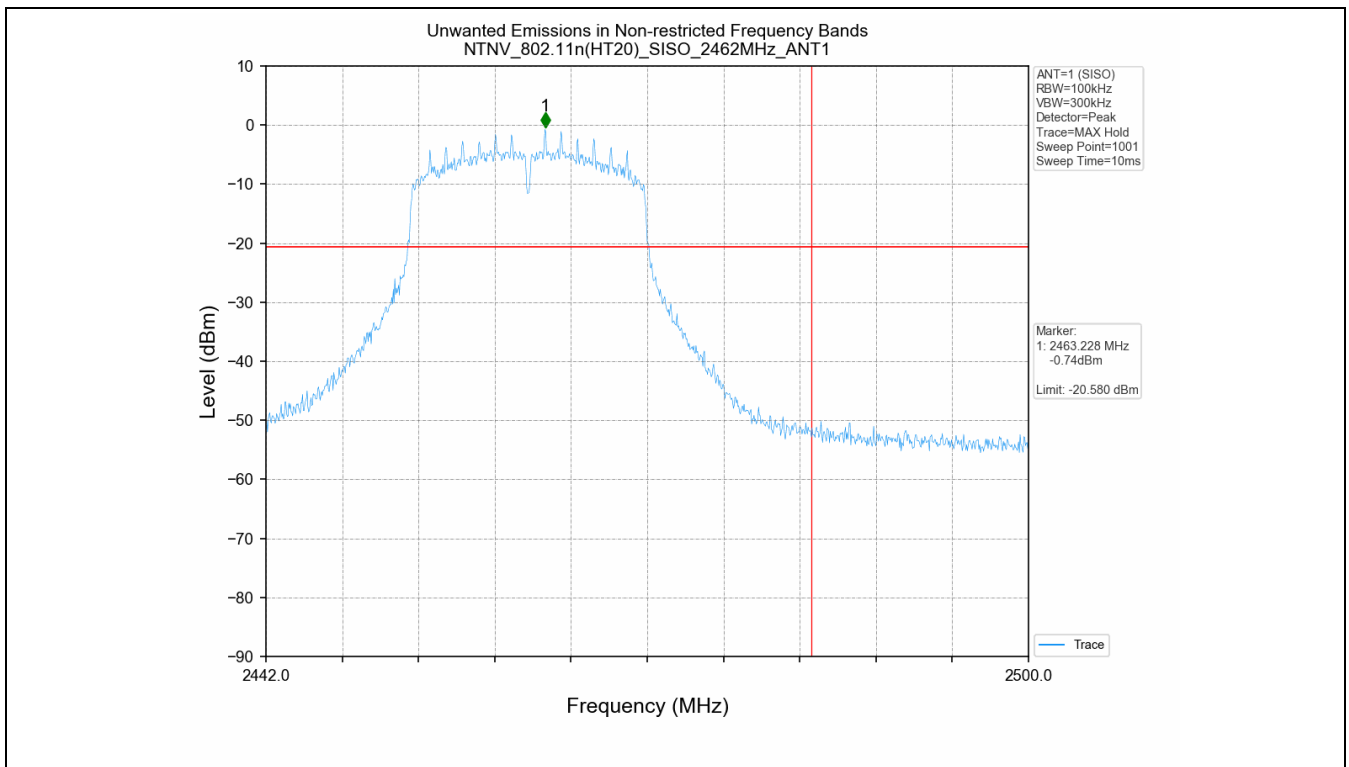
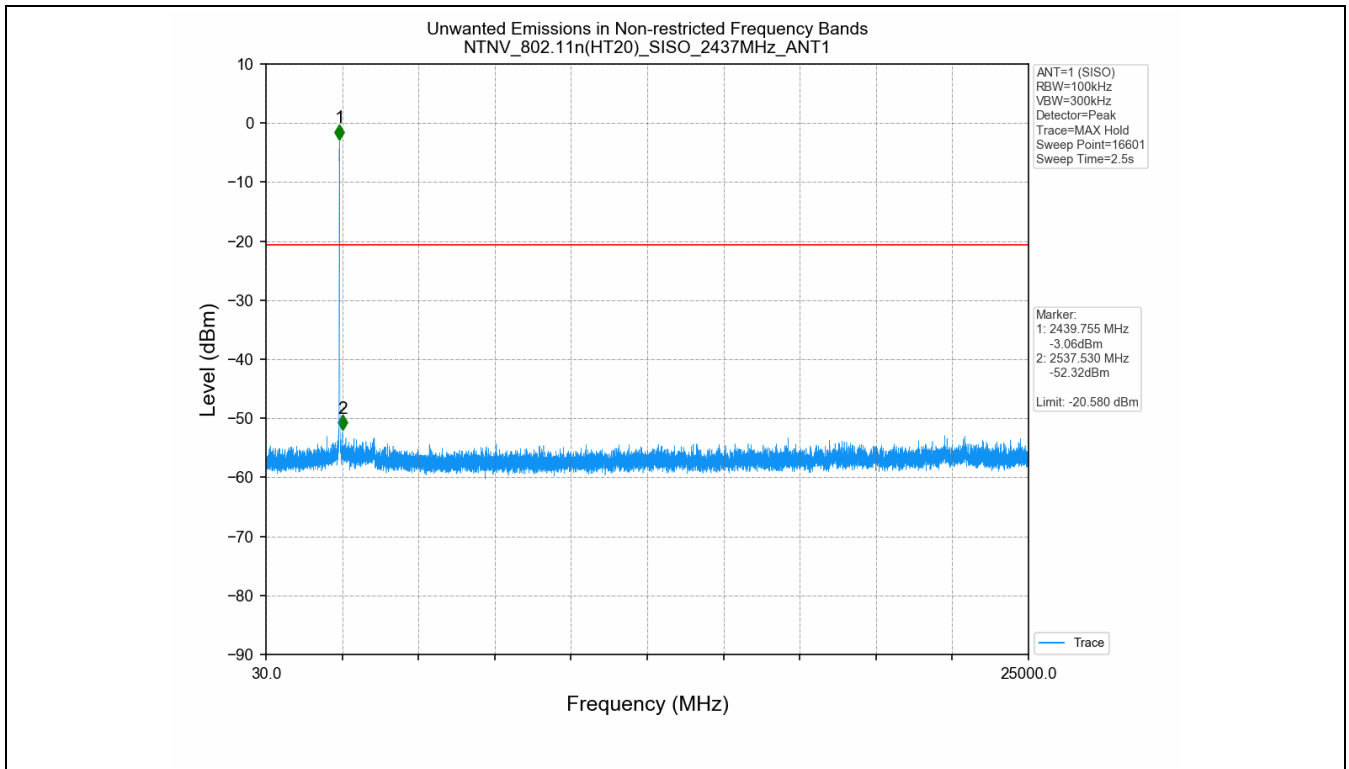
Unless otherwise agreed in writing, this document is issued by the Company subject to its General Conditions of Service printed overleaf, available on request or accessible at <http://www.sgs.com/en/Terms-and-Conditions.aspx> and, for electronic format documents, subject to Terms and Conditions for Electronic Documents at <http://www.sgs.com/en/Terms-and-Conditions/Terms-e-Documents.aspx>. Attention is drawn to the limitation of liability, indemnification and jurisdiction issues defined therein. Any holder of this document is advised that information contained hereon reflects the Company's findings at the time of its intervention only and within the limits of Client's instructions, if any. The Company's sole responsibility is to its Client and this document does not exonerate parties to a transaction from exercising all their rights and obligations under the transaction documents. This document cannot be reproduced except in full, without prior written approval of the Company. Any unauthorized alteration, forgery or falsification of the content or appearance of this document is unlawful and offenders may be prosecuted to the fullest extent of the law. Unless otherwise stated the results shown in this test report refer only to the sample(s) tested and such sample(s) are retained for 30 days only.

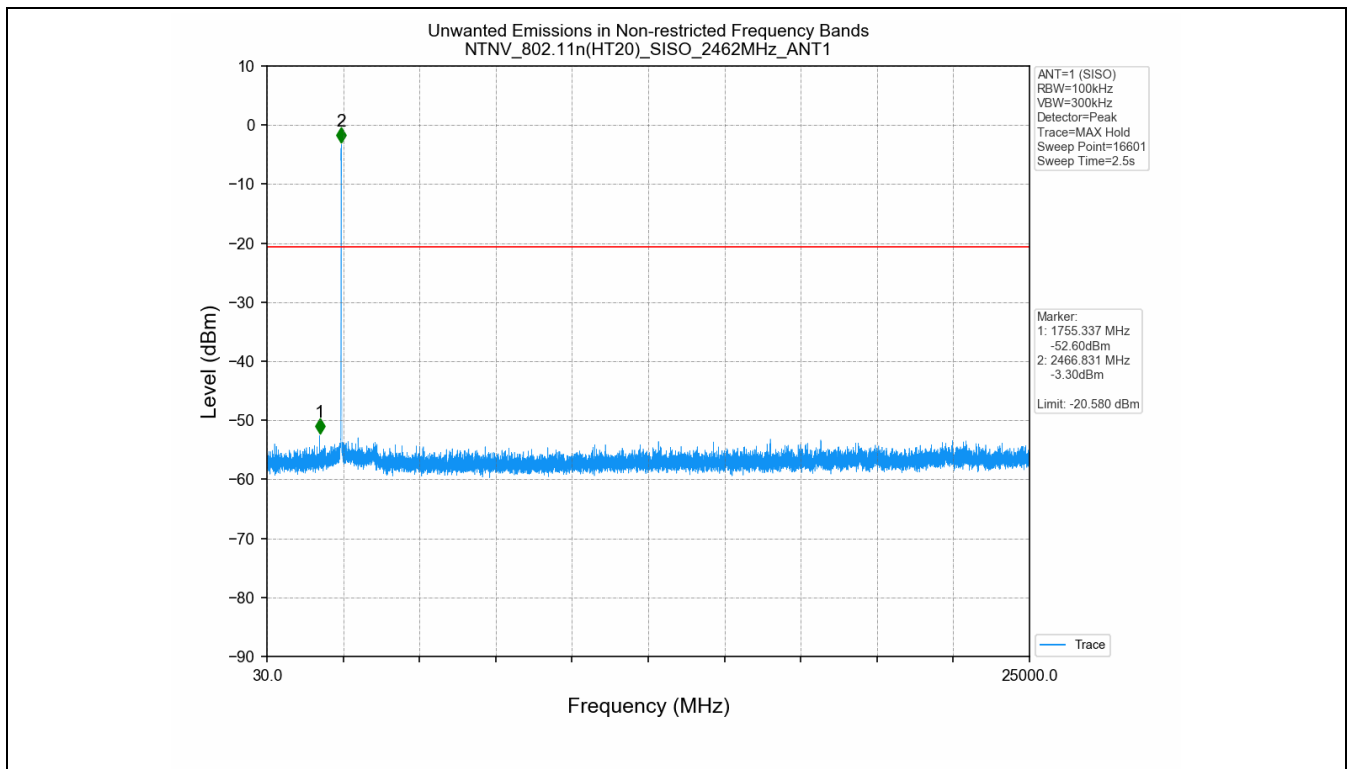
Attention: To check the authenticity of testing / inspection report & certificate, please contact us at telephone: (86-755) 8307 1443, or email: CN.Doccheck@sgs.com

No.1 Workshop, M-10, Middle Section, Science & Technology Park, Shenzhen, China 518057 t (86-755) 26012053 f (86-755) 26710594 www.sgs.com.cn
中国·深圳·科技园中区M-10栋一号厂房 邮编: 518057 t (86-755) 26012053 f (86-755) 26710594 sgs.china@sgs.com









- End of the Report -



Unless otherwise agreed in writing, this document is issued by the Company subject to its General Conditions of Service printed overleaf, available on request or accessible at <http://www.sgs.com/en/Terms-and-Conditions.aspx> and, for electronic format documents, subject to Terms and Conditions for Electronic Documents at <http://www.sgs.com/en/Terms-and-Conditions/Terms-e-Documents.aspx>. Attention is drawn to the limitation of liability, indemnification and jurisdiction issues defined therein. Any holder of this document is advised that information contained hereon reflects the Company's findings at the time of its intervention only and within the limits of Client's instructions, if any. The Company's sole responsibility is to its Client and this document does not exonerate parties to a transaction from exercising all their rights and obligations under the transaction documents. This document cannot be reproduced except in full, without prior written approval of the Company. Any unauthorized alteration, forgery or falsification of the content or appearance of this document is unlawful and offenders may be prosecuted to the fullest extent of the law. Unless otherwise stated the results shown in this test report refer only to the sample(s) tested and such sample(s) are retained for 30 days only.

Attention: To check the authenticity of testing / inspection report & certificate, please contact us at telephone: (86-755) 8307 1443, or email: CN.Doccheck@sgs.com

No.1 Workshop, M-10, Middle Section, Science & Technology Park, Shenzhen, China 518057 t (86-755) 26012053 f (86-755) 26710594 www.sgsgroup.com.cn
中国·深圳·科技园中区M-10栋一号厂房 邮编: 518057 t (86-755) 26012053 f (86-755) 26710594 sgs.china@sgs.com