

OUTFORM™

32" TOUCH DISPLAY



User Manual

Table of Contents

CAUTION	2
Important Notices	3
Copyright Information	3
Safety and Warning Information	5
Package Contents	6
32" TOUCH DISPLAY Exterior Components	7
Setting Guide	8
Connecting keyboard.....	8
Setting WiFi and Brightness and Sound etc.....	9

CAUTION

DISPOSE OF USED BATTERIES ACCORDING TO THE INSTRUCTIONS(Disposal of a battery into fire or a hot oven, or mechanically crushing or cutting of a battery, that can result in an explosion)

Leaving a battery in an extremely high temperature surrounding environment that can result in an explosion or the leakage of flammable liquid or gas.

Important Notices

Copyright Information

Copyright © 2018 Outform. All rights reserved.

All intellectual property rights in this publication are owned by Outform and protected by applicable copyright laws and international treaty provisions. Outform retains all rights not expressly granted. No part of this publication may be reproduced in any form whatsoever or used to make any derivative work without prior written approval by Outform.

Outform reserves the right to revise this publication, and/or make improvements or changes in the product(s) and/or the program(s) described in this documentation at any time without prior notice. The information in this document is provided in good faith, but without any representation or warranty whatsoever, whether it is accurate, or complete or otherwise, and on express understanding that Outform shall have no liability whatsoever to other parties in any way arising from or relating to the information or its use.

All other trademarks are the property of their respective owners. Other company and brand products and service names are trademarks or registered trademarks of their respective holders.

This device complies with CE, FCC regulation.



This device complies with Part 15 of the FCC Rules. Operation is subject to the following two conditions: (1) this device may not cause harmful interference, and (2) this device must accept any interference received, including interference that may cause undesired operation.

Changes or modifications not expressly approved by the party responsible for compliance could void the user's authority to operate the equipment.

This equipment has been tested and found to comply with the limits for a Class B digital device, pursuant to Part 15 of the FCC Rules. These limits are designed to provide reasonable protection against harmful interference in a residential installation. This equipment generates, uses and can radiate radio frequency energy and, if not installed and used in accordance with the instructions, may cause harmful interference to radio communications. However, there is no guarantee that interference will not occur in a particular installation.

If this equipment does cause harmful interference to radio or television reception, which can be determined by turning the equipment off and on, the user is encouraged to try to correct the interference by one or more of the following measures:

- Reorient or relocate the receiving antenna.
- Increase the separation between the equipment and receiver.
- Connect the equipment into an outlet on a circuit different from that to which the receiver is connected.
- Consult the dealer or an experienced radio/TV technician for help.

Important Notices

This device contains licence-exempt transmitter(s)/receiver(s) that comply with Innovation, Science and Economic Development Canada's licence-exempt RSS(s). Operation is subject to the following two conditions:

- (1) This device may not cause interference.
- (2) This device must accept any interference, including interference that may cause undesired operation of the device.

L'émetteur/récepteur exempt de licence contenu dans le présent appareil est conforme aux CNR d'Innovation, Sciences et Développement économique Canada applicables aux appareils radio exempts de licence. L'exploitation est autorisée aux deux conditions suivantes :

- (1) L'appareil ne doit pas produire de brouillage;
- (2) L'appareil doit accepter tout brouillage radioélectrique subi, même si le brouillage est susceptible d'en compromettre le fonctionnement.

This equipment complies with FCC/IC RSS-102 radiation exposure limits set forth for an uncontrolled environment. This equipment should be installed and operated with minimum distance 20 cm between the radiator and your body.

Cet équipement est conforme aux limites d'exposition aux radiations FCC/IC CNR-102 établies pour un environnement non contrôlé. Cet équipement doit être installé et utilisé avec une distance minimale de 20 cm entre le radiateur et votre corps.

Safety and Warning Information

NOTE

- ⚡ This mark is applied to indicate that the equipment conforms to European safety and electro-magnetic compatibility standards.

WARNING!

- ⚠ Main Supply: This equipment is designed to operate from a 100-240 Volt, 50/60Hz AC power supply. The use of other power sources may damage this equipment. Check that the voltage marked on the rating plate located at the rear of the power adaptor states 100-240V. The manufacturer will NOT accept responsibility or damage or injury caused by connecting to the wrong voltage.

WARNING!

- ⚠ Main Adaptor: The supplied power adaptor is compatible with a standard main socket. If the power adaptor or lead gets damaged, it must be replaced by a qualified service agent with an approved adaptor of the same type and rating.

WARNING!

- ⚠ Dangerous voltage constituting a risk of electric shock is present inside this equipment.

WARNINGS!

- ⚠ The main plug shall be the main disconnect device and shall remain operable at all times.

Do not push objects into holes and ventilation slots.

Do not expose this product to moisture or place any objects filled with liquids on or near the product.

Do not place a naked flame source, such as lighted candles, on or near this product.

Do not store or operate the device in environments where the temperature is above 50 degrees celsius or below -10 degrees celsius.

Do not intentionally hit the device or place heavy or sharp objects on the device.

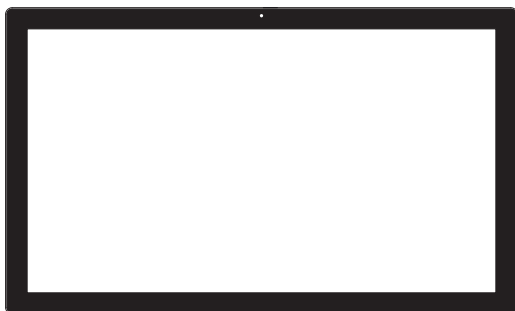
Only use accessories specified by the manufacturer.

Keep the device away from benzene, diluents, and other chemicals.

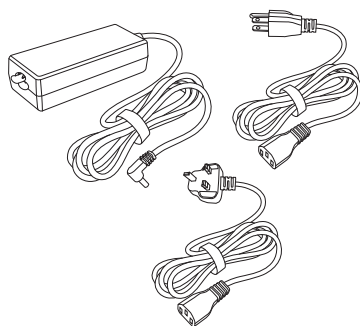
Do not attempt to repair this product yourself. Always use a qualified service agent to perform adjustments or repairs.

Package Contents

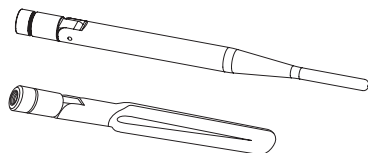
The package contains the following items:



32" TOUCH DISPLAY

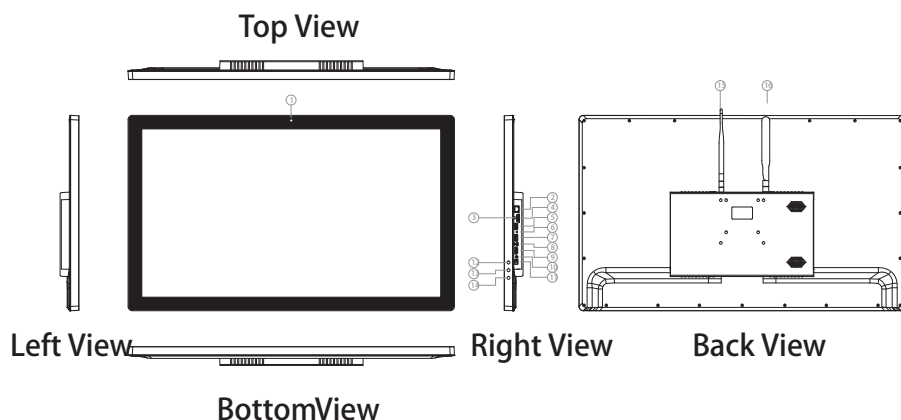


PSU



WIFI and 4G

32' ' TOUCH DISPLAY Exterior Components



No.	Description
1	Camera
2	RJ45 Ethernet Port
3	TF-Card
4	SIM-CardPower button
5	USB Port
6	Recover button for FW upgrade
7	USB Port
8	Micro USB
9	HDMI-C
10	3.5 Audio
11	DC in Power Supply Port
12	Power button
13	Volume increase
14	Volume decrease
15	WiFi antenna
16	4G antenna


Setting Guide

Connecting keyboard

Step 1. Prepare a keyboard, connecting to touch display.



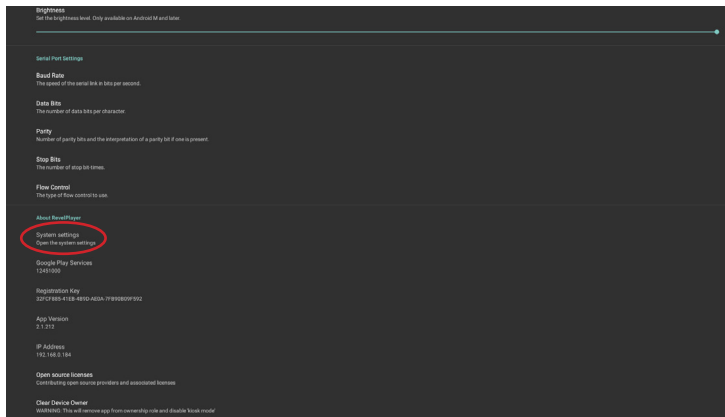
Step 2. Press "Shift" and then "F12", the screen will go to setting page.



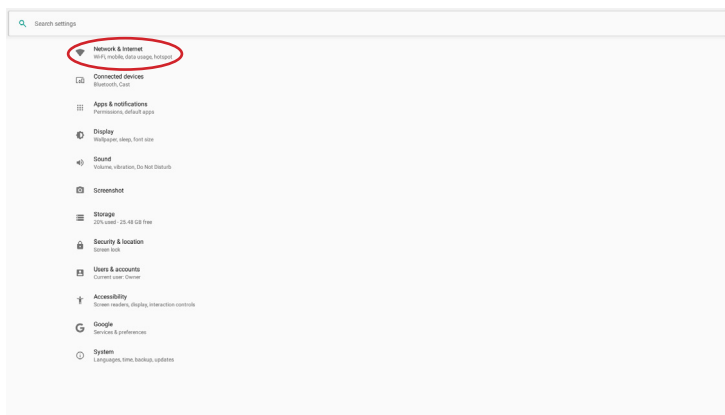
Setting Guide

Setting WiFi and Brightness and Sound etc.

Step 1. Click "System settings".

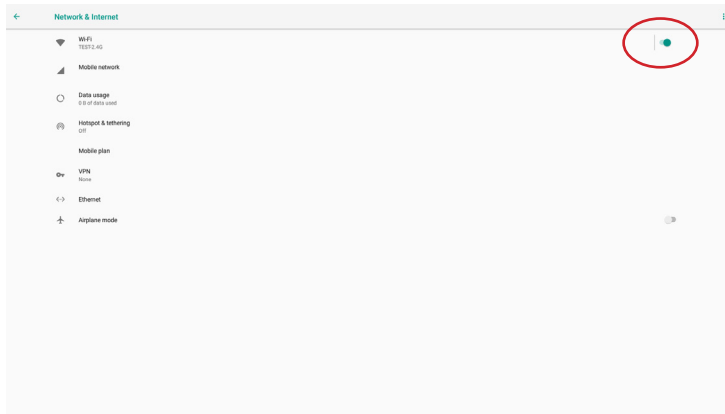


Step 2. Click "Network & Internet".

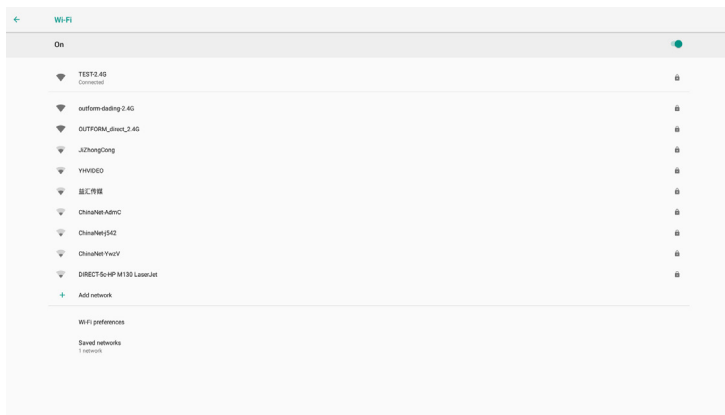


Setting Guide

Step 3. Turn on the "WiFi" button.

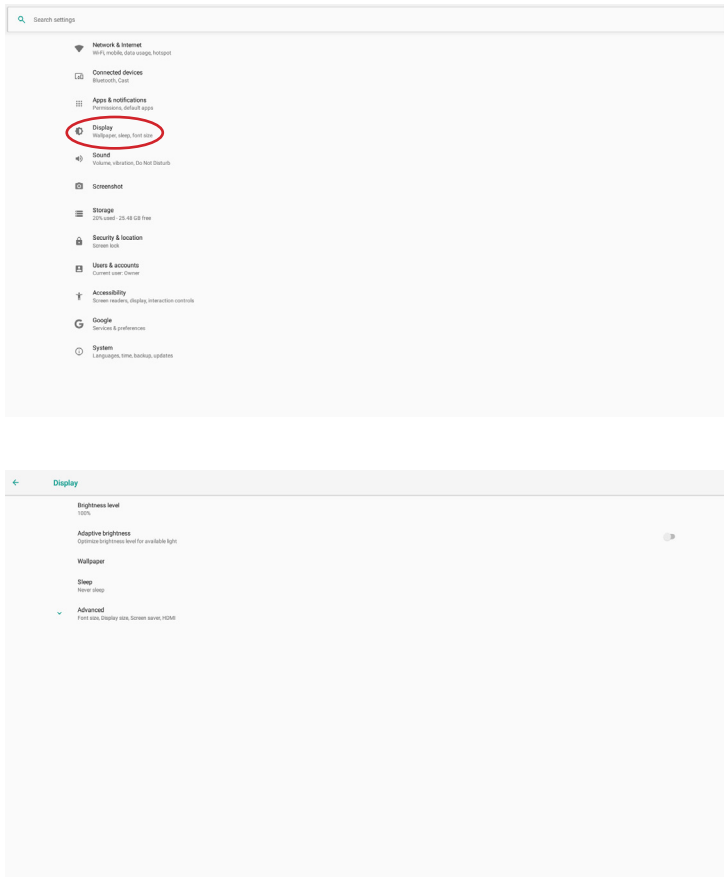


Step 4. Select the WiFi that you know the password then get connected.



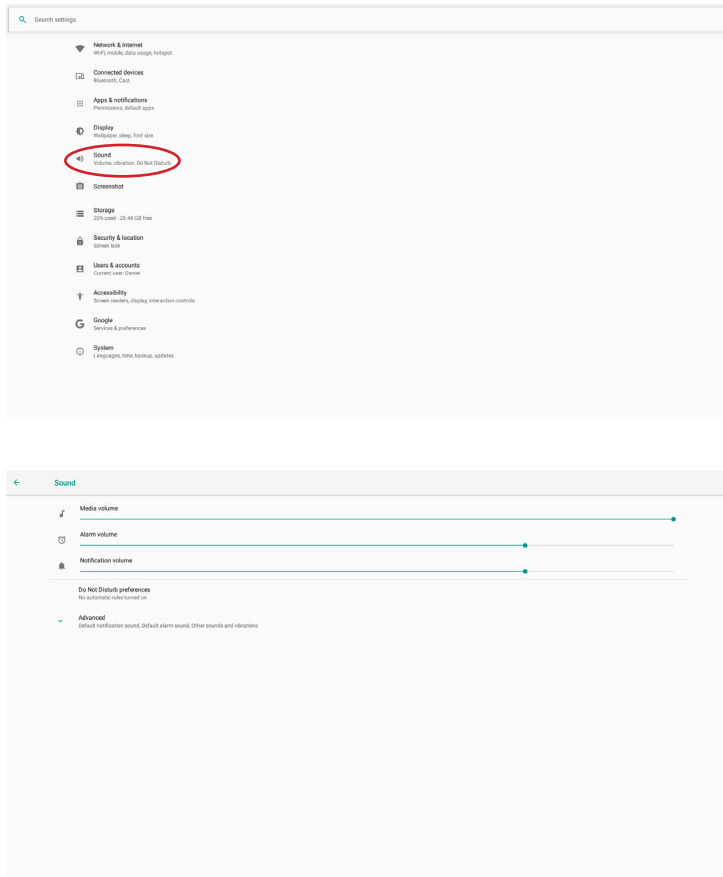
Setting Guide

Step 5. When need setting brightness or wallpaper something, repeat Step 1~2, Select "Display".



Setting Guide

Step 6. When need setting sound, repeat Step 1~2, Select “Sound”, you can adjsut Media volume, Alarm volume, Notification volume or Advanced options.



OUTFORM™

For additional assistance, visit outformsupport.com.