


## 11. SETUP PHOTOS


### ANTENNA PORT AND AC LINE CONDUCTED SETUP



**RF ANTENNA PORT CONDUCTED**



**AC LINE CONDUCTED (FRONT)**




**AC LINE CONDUCTED (BACK)**


**RADIATED RF MEASUREMENT SETUP**



**BELOW 1GHz (FRONT)**



**BELOW 1GHz (BACK)**




**ABOVE 1GHz (FRONT)**



**ABOVE 1GHz (BACK)**




**BELOW 30MHz (FRONT)**



**ABOVE 30MHz (BACK)**

## ORIENTATIONS



**END OF REPORT**