


DIVI



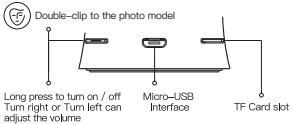
SLENDER WAIST
BLUETOOTH SPEAKER

USER MANUAL

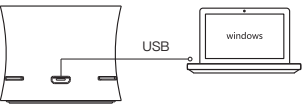
Thanks for choosing DIVI. For ensuring our product can bring you a fantastic using experience. Please read both manuals of our product and your own electronic equipments.

Product Overview

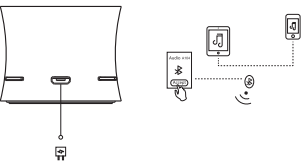
1. Open the package and check whether the following parts are complete :
A104Speaker x1/USB Cable x1/ Specification x1
2. To enter the Photo-mode, press the power button twice rapidly when the bluetooth is connected. You will hear a beep sound, then you can take the photo by pressing the power button. The Photo-mode is available while the music is playing.
3. The Direction of Key and Interface:



Connecting PC by USB cable, the speaker will install the audio driver automatically which can achieve both sync the data and play music. It could read the SD card at the same time.



PS : support Windows PC only



Please don't use a poor charger.

Indicator Status

| | Red Light | Blue Light |
|---------------|-----------|--------------|
| Charging | Steady on | — |
| Fully Charged | — | — |
| Standby | — | Steady on |
| Playing | — | Flash Slowly |
| Reading | — | Flash Slowly |
| Searching | — | Flash |

Specifications

Battery : 500mAh Power : 3w
Response : 100Hz -18KHz SNR : S/N≥80dB
Size : Diameter 48×38.5mm
Last Time : 5hours
Charge Time : 2hours
The bluetooth Protocol : HS/HF,A2DP,AVRCP,OPP
Bluetooth Frequency Range : 2.4-2.48GHz
Weight : 137g

Attention

1. Before you use the produt please read the manual carefully and keep it properly.
2. Do not disassemble or refit the product by yourself.
3. Keep the product away from heat source.
4. Do not place the product in humid conditions.
5. Keep water or other liquids away from the interior of this product, or the product will break up.
6. Without playing for 5minutes, the A104 will shut-down automatically.
7. When the speaker is on, it will enter bluetooth pairing status, searching and matching the historical device automatically without Micro SD card.
8. Please use a dry rag to across the product.
9. No flame should be placed around the item, such as lit candles.
10. Please attention to the environment problem when you dispose batteries.
11. This product can only be used between 0°C – 45°C, Humidity in the air should be under 80%.
12. Please do not use a damaged power cable.
13. Please don't fix the speaker by yourself. This product is not contain any user-serviceable parts.

After-sales service and support

Warranty description (The warranty scope is limited to the speaker only, not including accessories and gifts)

1. If the product is damaged or malfunctions within 12 months from the date of purchase, we will provide free maintenance service after the technician of our company confirms that it was occurred in normal use. Free maintenance are not available under the following situations:
 - No warranty card or product maintenance label has been damaged.
 - Self-disassembly causes damage.
 - The product malfunctions because of water drop, or man-made mechanical damage.
 - Malfunction and damages caused by force majeure or natural disasters.
2. In maintenance, the original card and commercial invoice must be provided. If the user cannot provide them, the free warranty is invalid.
3. Please follow the manual to use the product. We are not responsible for the loss caused by incorrect operations.

Warning

FCC Statement

This device complies with part 15 of the FCC rules. Operation is subject to the following two conditions:
1) this device may not cause harmful interference, and
2) this device must accept any interference received, including interference that may cause undesired operation.

Changes or modifications not expressly approved by the party responsible for compliance could void the user's authority to operate the equipment.

NOTE: This equipment has been tested and found to comply with the limits for a Class B digital device, pursuant to part 15 of the FCC Rules. These limits are designed to provide reasonable protection against harmful interference in a residential installation. This equipment generates uses and can radiate radio frequency energy and, if not installed and used in accordance with the instructions, may cause harmful interference to radio communications. However, there is no guarantee that interference will not occur in a particular installation. If this equipment does cause harmful interference to radio or television reception,

which can be determined by turning the equipment off and on, the user is encouraged to try to correct the interference by one or more of the following measures:

- 1) Reorient or relocate the receiving antenna.
- 2) Increase the separation between the equipment and receiver.
- 3) Connect the equipment into an outlet on a circuit different from that to which the receiver is connected.
- 4) Consult the dealer or an experienced radio/TV technician for help.

The device has been evaluated to meet general RF exposure requirement. The device can be used in portable exposure condition without restriction.



Shenzhen DIVI Electronic Co.,Ltd

Tel: 0755-32817991

Web: www.divi.hk

Address: Longquan Science and Technology Park,
No. 19, Huaxing Road, New Longhua District,
Shenzhen, China

Made in China

