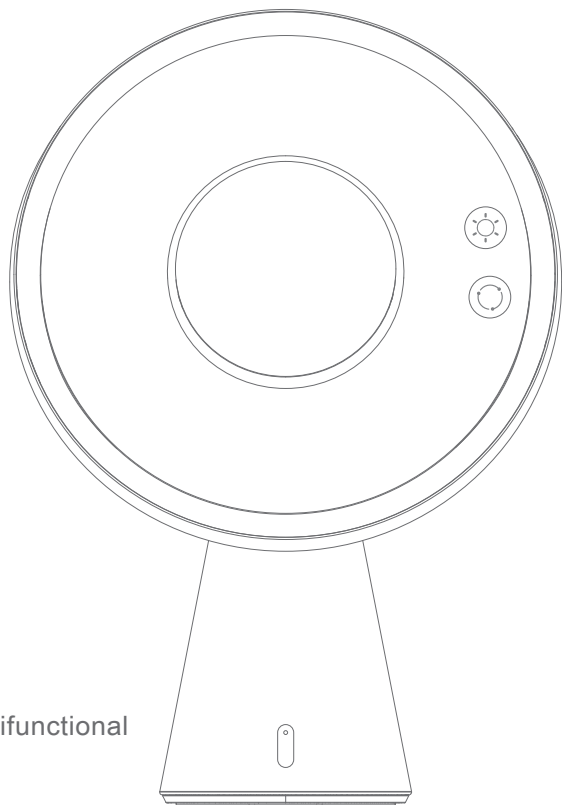


展开尺寸：405x135mm
折叠后尺寸：135x135mm



Model: RM249-DL
Product Name: Multifunctional
led cosmetic mirror

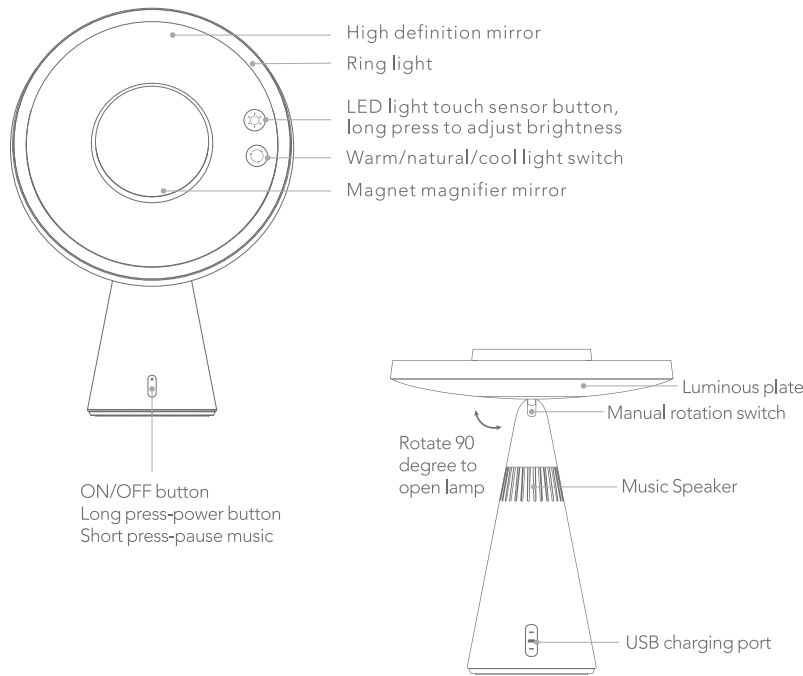


Made in China

SAFETY INSTRUCTIONS

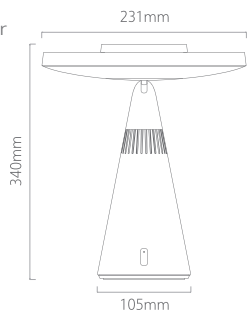
- ⚠ Please read the instructions carefully before using.
- ⚠ Do not disassemble or refit the products.
- ⚠ Press touch sensor button properly. Please charge when fails and keep the voltage normal.
- ⚠ Do not place the product in wet environment in case of reduction of battery life.
- ⚠ Keep the mirror dry; moisture reduces the sensitivity of the product.
- ⚠ Turn off the power before cleaning. The surface of the mirror should be cleaned with glass cleaner; please make sure the mirror is completely dry before using.
- ⚠ Turn off the power and avoid direct sunlight if not used or stored for a long time. Far away from children's access.
- ⚠ Make sure that your charging device is adequate for the mirror voltage rating before using.
- ⚠ Do not approach or put the product into the fire in case of fire or explosion.
- ⚠ Stop using it immediately if abnormal condition occurs.

ILLUSTRATE



SPECIFICATIONS

[Model] RM249-DL
[Product Name] Multifunctional led cosmetic mirror
[Material] ABS+Glass
[LED Color Temperature] 3500K-7100K±500K
[Battery] Rechargeable polymer battery: 3000MAH
[Input] DC 5V /2A
[Output] 5.5W max
[Weight] Large mirror 930g±10g+magnifying mirror 71g
[Size] 23.1*10.5*34cm



PACKING LIST



Bluetooth Speaker
Lamp Mirror



Magnet magnifier
mirror



Usb Charging Cable



Instruction Manual

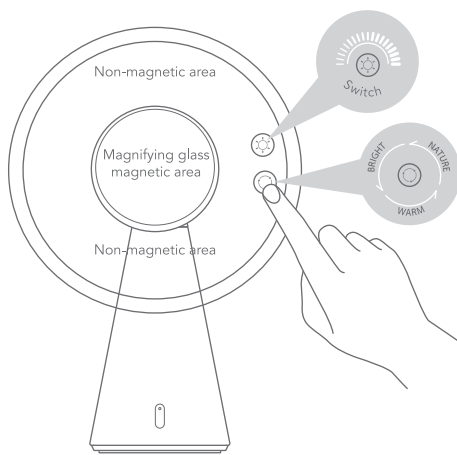
* We reserves the right of any modification of the product involving design and specification, all the materials here are for your reference only and are subject to the products you received. No further notice be given for any technical parameters changed.

OPERATING INSTRUCTIONS

1

LED Mirror Operation

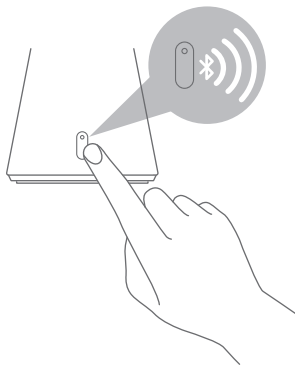
Press touch sensor button to open/close light.
Long press to adjust brightness.
Press LED light button to switch warm/natural/cool light.
Please charge when touch sensor malfunction occurs.



2

Bluetooth Operation

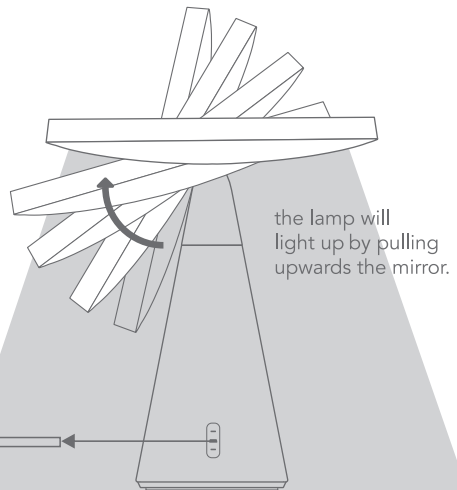
Long press power button to start/shut blue tooth model;
In blue tooth model the blue light flashes; corresponding speech prompt is issued.
Connect Bluetooth: open bluetooth function of connect the product RM249-DL; Press power button to pause/start music.
Bluetooth model is automatically paused if under voltage or standby over 10 minutes.



3

Lamp Operation

Lamp mode automatically opens when mirror is perpendicular to the base

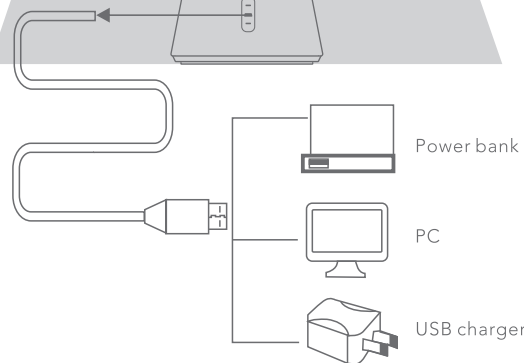


the lamp will
light up by pulling
upwards the mirror.

4

Charging Operation

Pull out the USB protection cover and plug USB charging cable into USB port. Indicator light turns red during charging. Red indicator light turns into blue when fully charged.



Federal Communications Commission (FCC) Statement

This device complies with part 15 of the FCC Rules. Operation is subject to the following two conditions: (1) This device may not cause harmful interference, and (2) this device must accept any interference received, including interference that may cause undesired operation.

Note: This equipment has been tested and found to comply with the limits for a Class B digital device, pursuant to part 15 of the FCC Rules. These limits are designed to provide reasonable protection against harmful interference in a residential installation. This equipment generates, uses and can radiate radio frequency energy and, if not installed and used in accordance with the instructions, may cause harmful interference to radio communications. However, there is no guarantee that interference will not occur in a particular installation. If this equipment does cause harmful interference to radio or television reception, which can be determined by turning the equipment off and on, the user is encouraged to try to correct the interference by one or more of the following measures:

- Reorient or relocate the receiving antenna.
- Increase the separation between the equipment and receiver.
- Connect the equipment into an outlet on a circuit different from that to which the receiver is connected.
- Consult the dealer or an experienced radio/TV technician for help.

Warning: Changes or modifications made to this device not expressly approved by Shenzhen Jianyuanda Mirror Technology Co., Ltd may void the FCC authorization to operate this device.

Note: The manufacturer is not responsible for any radio or TV interference caused by unauthorized modifications to this equipment. Such modifications could void the user's authority to operate the equipment.

RF exposure statement:

The transmitter must not be colocated or operated in conjunction with any other antenna or transmitter. This equipment complies with the FCC RF radiation exposure limits set forth for an uncontrolled environment. This equipment should be installed and operated with a Minimum distance of 5mm between the radiator and any part of your body.