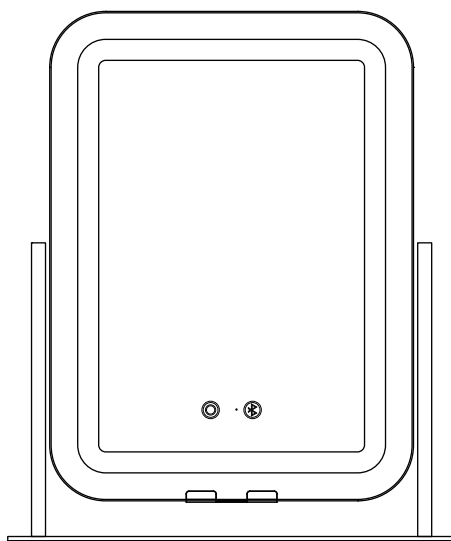

DRiPEX

VANITY MAKEUP MIRROR



Model: DP364

As the mirror is fragile, although we use multi-layer packaging, we can not ensure that it is delivered in good condition. If you find it broken upon receipt, please feel free to contact us, we will offer a satisfactory solution within 24 hours (weekdays). After-sales service: service-centerall@outlookcom

Before You Start



WARNINGS:

KEEP AWAY FROM FIRE & WATER!

THIS IS NOT A TOY. NOT SUITABLE FOR CHILDREN UNDER 3 YEARS OLD!

- Please read the instructions carefully before using.
- Far away from children's access.
- Do not disassemble or refit the products.
- Do not place the product in a humid environment.
- Keep the mirror dry, moisture will reduce the sensitivity of the product.
- Never operate the mirror when the wire or plug of the mirror is damaged.
- Avoid direct sunlight on mirror, the reflected light may cause a fire.
- Stop using it immediately if there is any abnormality.

PLEASE NOTE:

IF YOU THINK THE POWER IS OFF WHEN THE SWITCH IS OFF, YOU' RE WRONG.

Electricity and water are a dangerous combination. But did you know that even if the switch is turned off, the appliance is still live? If the plug is inserted, the power is on. Therefore, when you are not using electrical appliances, please unplug them.

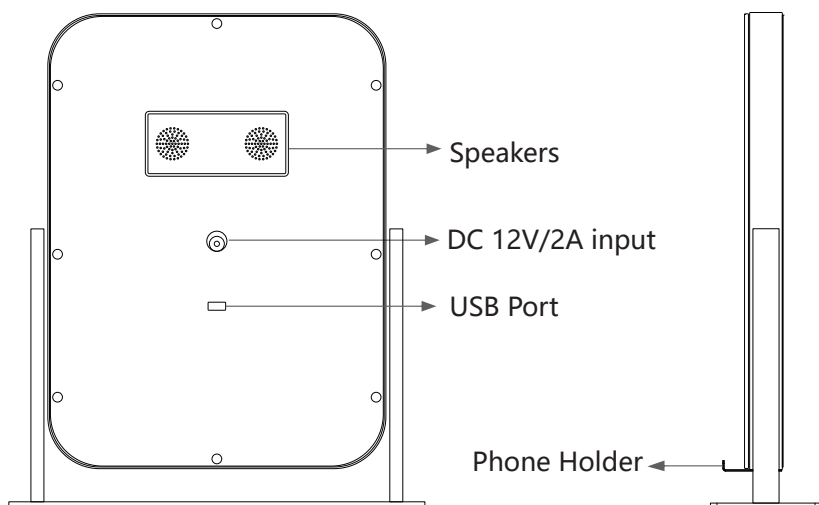
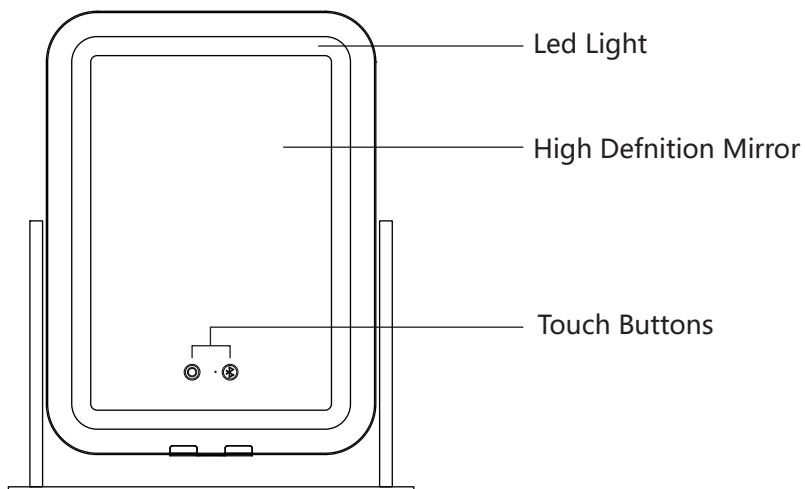
CLEANING & MAINTENANCE GUIDES:

- Always unplug the mirror before cleaning.
- Do not immerse the mirror in water or any other liquid when cleaning.
- Do not use harsh, abrasive cleaners and furniture polishes when cleaning.
- Please make sure the mirror is completely dry before using.
- Place in a cool, dry area and away from children.

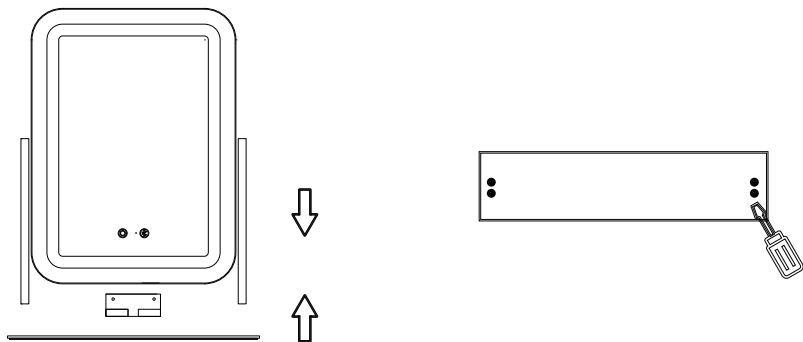
RoHS FC



After-sales service: service-centerall@outlookcom



Assembly Instruction

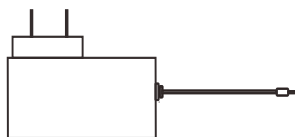


Dock the mirror body and base and tighten it with the screws in the screw pack. Then attach the phone holder to the mirror bottom, tighten it with the screws. (The screwdriver is not included in the package.)

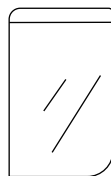
CONTAINED ITEMS



10X Magnifying



Power Adapter
Input: 110-220V
Output: 12V / 2A



Screw Pack

NOTE: Please use included power adapter, do not use adapters of different specifications, otherwise it could damage the mirror electronics.

BUTTON CONTROLS



◦



Press once to change the light color: natural / white / warm.

Press and hold to adjust the light brightness.



If there is no button operation in 3 seconds while the light is on, pressing the button again will turn off the light directly. With memory function, the last light settings will be maintained when the light is turned on again.

◦

Bluetooth indicator light.



Press to turn on Bluetooth, press and hold to turn off Bluetooth.

FCC Warning Statement

Changes or modifications not expressly approved by the party responsible for compliance could void the user's authority to operate the equipment. This equipment has been tested and found to comply with the limits for a Class B digital device, pursuant to

Part 15 of the FCC Rules. These limits are designed to provide reasonable protection against harmful interference in a residential installation. This equipment generates uses and can radiate radio frequency energy and, if not installed and used in accordance with the instructions, may cause harmful interference to radio communications.

However, there is no guarantee that interference will not occur in a particular installation. If this equipment does cause harmful interference to radio or television reception, which can be determined by turning the equipment off and on, the user is encouraged to try to correct the interference by one or more of the following measures:

- Reorient or relocate the receiving antenna.
- Increase the separation between the equipment and receiver.
- Connect the equipment into an outlet on a circuit different from that to which the receiver is connected.
- Consult the dealer or an experienced radio/TV technician for help.

This device complies with Part 15 of the FCC Rules. Operation is subject to the following two conditions:

- (1) This device may not cause harmful interference, and
- (2) This device must accept any interference received, including interference that may cause undesired operation.

FCC Radiation Exposure Statement

The antennas used for this transmitter must be installed to provide a separation distance of at least 20 cm from all persons and must not be co-located for operating in conjunction with any other antenna or transmitter.